



Race Results

NZ Metropolitan Trotting Club Inc, HRNZ, April 15, 2017

Compilation date: April 18, 2017, 2:18:31 PM (NZST)

Copyright © 2017 HRNZ and NZMTC. All rights reserved.

Trademarks.

StrideMASTER is a registered trademark of Thoroughbred Ratings Pty Ltd.

Disclaimer.

HRNZ and NZMTC and Thoroughbred Ratings Pty Ltd accepts no responsibility for the completeness or accuracy of any of the information contained herein, and makes no representations about its suitability for any particular purpose. Users should make their own judgements about those matters and/or seek independent advice. You assume all risks associated with use of the data provided on this page.



Race Results



April 15, 2017, Race 4, , Distance 2600m, Addington - Survey 3200m

Result	TAB no.	Horse (Barrier)	2600 to	2400m to
1st	8	Tornado Valley (9)	2400m	2200m
		Position in running (margin)	-	6(11.4)
		Sectional time (s)	18.57	14.84
		Cumulative time (s)	197.84	179.27
		Speed (m/s)	10.77	13.48
		Stride length (m)	5.90	6.29
		Stride duration (s)	0.453	0.466
		Stride efficiency (%)	54.43	61.74
		Stride count	33.89	31.82

Disclaimer.

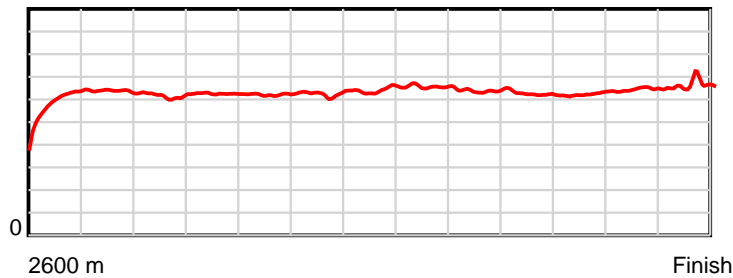
HRNZ and NZMTC and Thoroughbred Ratings Pty Ltd accepts no responsibility for the completeness or accuracy of any of the information contained herein, and makes no representations about its suitability for any particular purpose. Users should make their own judgements about those matters and/or seek independent advice. You assume all risks associated with use of the data provided on this page.

Race Results

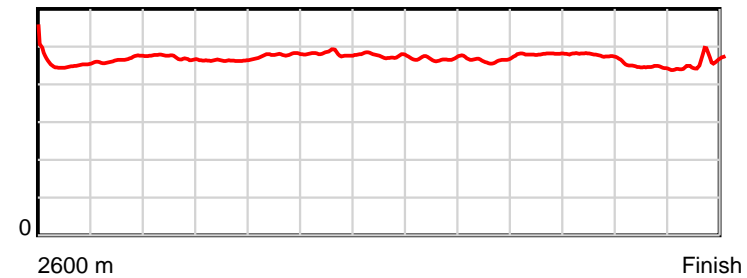
April 15, 2017, Race 4, , Distance 2600m, Addington - Survey 3200m

Result	TAB no.	Horse (Barrier)	2200m to	2000m to	1800m to	1600m to	1400m to	1200m to	1000m to	800m to	600m to	400m to	200m to	Total or	Margin
1st	8	Tornado Valley (9)	2000m	1800m	1600m	1400m	1200m	1000m	800m	600m	400m	200m	WP	Average	
		Position in running (margin)	5(14.6)	5(17.9)	5(13.2)	5(10.0)	5(8.0)	7(6.2)	7(6.4)	6(4.6)	5(3.8)	5(3.3)	2(0.1)		0.00
		Sectional time (s)	15.38	14.82	15.56	15.60	14.89	14.56	14.70	15.29	15.56	14.23	13.84		
		Cumulative time (s)	164.43	149.05	134.23	118.67	103.07	88.18	73.62	58.92	43.63	28.07	13.84	3:17.84	
		Speed (m/s)	13.00	13.50	12.85	12.82	13.43	13.74	13.61	13.08	12.85	14.05	14.45	13.14	
		Stride length (m)	6.14	6.25	6.14	6.17	6.40	6.43	6.32	6.28	6.13	6.26	6.57	6.25	
		Stride duration (s)	0.472	0.463	0.478	0.481	0.476	0.468	0.465	0.480	0.477	0.445	0.458	0.475	
		Stride efficiency (%)	58.82	61.06	58.93	59.44	64.03	64.64	62.42	61.61	58.69	61.26	67.48	61.00	
		Stride count	32.60	31.99	32.57	32.43	31.24	31.10	31.64	31.85	32.63	31.94	30.43	416.13	

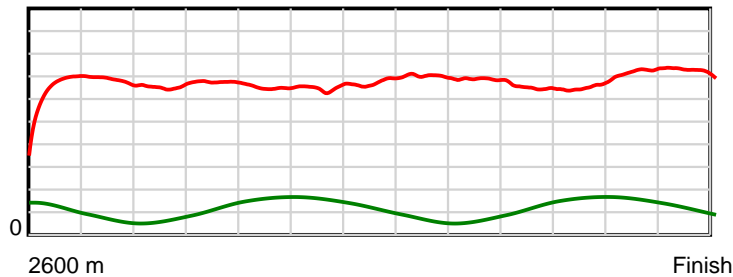
10 m Stride length



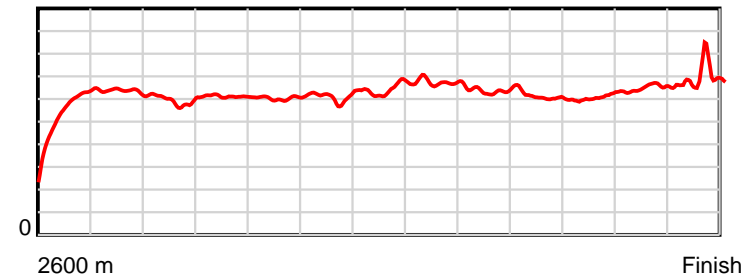
0.6 s Stride duration



20 m/sec Speed



100 % Stride efficiency



Note: Horizontal distance axis grid lines are 200m furlongs.

Disclaimer.

HRNZ and NZMTC and Thoroughbred Ratings Pty Ltd accepts no responsibility for the completeness or accuracy of any of the information contained herein, and makes no representations about its suitability for any particular purpose. Users should make their own judgements about those matters and/or seek independent advice. You assume all risks associated with use of the data provided on this page.



Race Results



April 15, 2017, Race 4, , Distance 2600m, Addington - Survey 3200m

Result	TAB no.	Horse (Barrier)	2600 to	2400m to
2nd	13	Quite A Moment (1)	2400m	2200m
		Position in running (margin)	-	11(26.5)
		Sectional time (s)	17.40	14.80
		Cumulative time (s)	198.07	180.67
		Speed (m/s)	11.50	13.51
		Stride length (m)	5.98	6.34
		Stride duration (s)	0.451	0.469
		Stride efficiency (%)	55.88	62.89
		Stride count	33.45	31.53

Disclaimer.

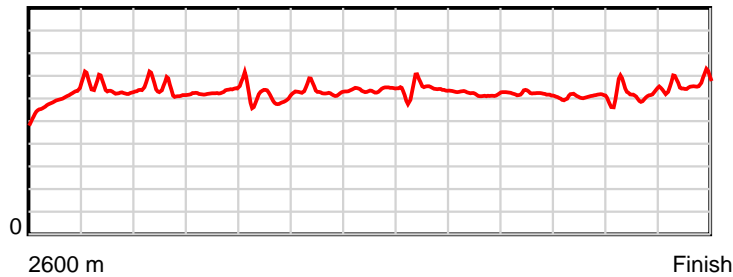
HRNZ and NZMTC and Thoroughbred Ratings Pty Ltd accepts no responsibility for the completeness or accuracy of any of the information contained herein, and makes no representations about its suitability for any particular purpose. Users should make their own judgements about those matters and/or seek independent advice. You assume all risks associated with use of the data provided on this page.

Race Results

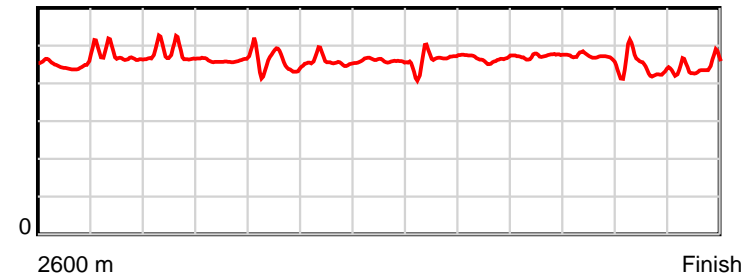
April 15, 2017, Race 4, , Distance 2600m, Addington - Survey 3200m

Result	TAB no.	Horse (Barrier)	2200m to	2000m to	1800m to	1600m to	1400m to	1200m to	1000m to	800m to	600m to	400m to	200m to	Total or	Margin
2nd	13	Quite A Moment (1)	2000m	1800m	1600m	1400m	1200m	1000m	800m	600m	400m	200m	WP	Average	
		Position in running (margin)	10(29.5)	10(31.0)	10(25.1)	10(19.4)	7(10.4)	5(5.7)	6(5.9)	8(7.1)	7(6.1)	9(6.2)	8(3.9)		1.30
		Sectional time (s)	15.09	14.62	15.15	14.43	14.40	14.54	15.21	15.26	15.67	14.37	17.13		
		Cumulative time (s)	165.87	150.78	136.16	121.01	106.58	92.18	77.64	62.43	47.17	31.50	17.13	3:18.06	
		Speed (m/s)	13.25	13.68	13.20	13.86	13.89	13.76	13.15	13.11	12.76	13.92	11.67	13.13	
		Stride length (m)	6.33	6.30	6.01	6.33	6.38	6.33	6.11	6.18	5.95	6.15	6.65	6.23	
		Stride duration (s)	0.477	0.460	0.455	0.457	0.460	0.460	0.465	0.472	0.466	0.442	0.440	0.474	
		Stride efficiency (%)	62.53	61.97	56.43	62.57	63.69	62.52	58.41	59.77	55.35	59.04	69.19	60.62	
		Stride count	31.62	31.76	33.28	31.61	31.33	31.62	32.71	32.34	33.61	32.54	30.06	417.46	

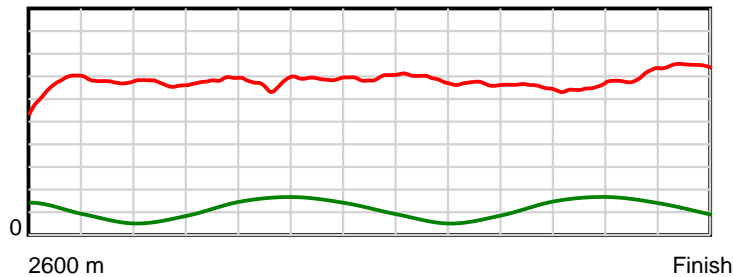
10 m Stride length



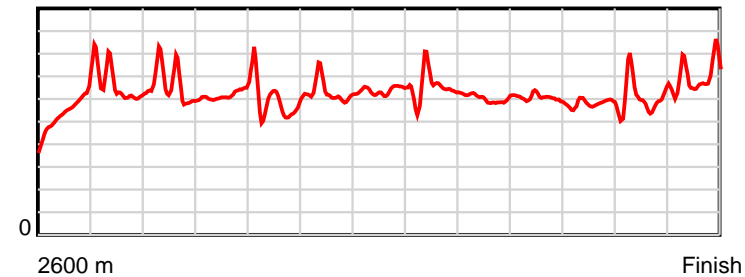
0.6 s Stride duration



20 m/sec Speed



100 % Stride efficiency



Note: Horizontal distance axis grid lines are 200m furlongs.

Disclaimer.

HRNZ and NZMTC and Thoroughbred Ratings Pty Ltd accepts no responsibility for the completeness or accuracy of any of the information contained herein, and makes no representations about its suitability for any particular purpose. Users should make their own judgements about those matters and/or seek independent advice. You assume all risks associated with use of the data provided on this page.



Race Results



April 15, 2017, Race 4, , Distance 2600m, Addington - Survey 3200m

Result	TAB no.	Horse (Barrier)	2600 to	2400m to
3rd	9	Doctor Bones (11)	2400m	2200m
		Position in running (margin)	-	7(15.1)
		Sectional time (s)	15.49	14.64
		Cumulative time (s)	198.13	182.64
		Speed (m/s)	12.91	13.66
		Stride length (m)	5.97	6.30
		Stride duration (s)	0.462	0.462
		Stride efficiency (%)	55.62	62.10
		Stride count	33.52	31.73

Disclaimer.

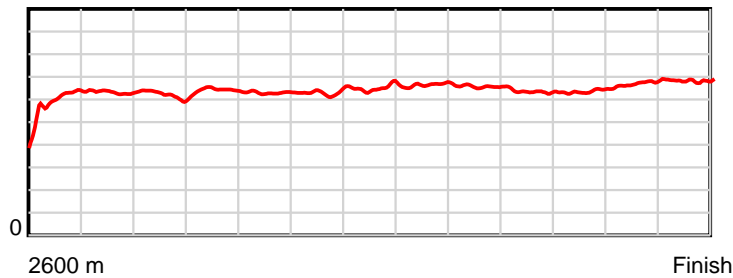
HRNZ and NZMTC and Thoroughbred Ratings Pty Ltd accepts no responsibility for the completeness or accuracy of any of the information contained herein, and makes no representations about its suitability for any particular purpose. Users should make their own judgements about those matters and/or seek independent advice. You assume all risks associated with use of the data provided on this page.

Race Results

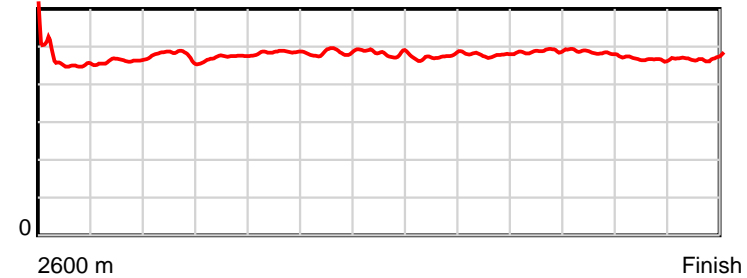
April 15, 2017, Race 4, , Distance 2600m, Addington - Survey 3200m

Result	TAB no.	Horse (Barrier)	2200m to	2000m to	1800m to	1600m to	1400m to	1200m to	1000m to	800m to	600m to	400m to	200m to	Total or	Margin
3rd	9	Doctor Bones (11)	2000m	1800m	1600m	1400m	1200m	1000m	800m	600m	400m	200m	WP	Average	
		Position in running (margin)	6(17.1)	6(20.9)	6(15.4)	6(12.7)	6(9.9)	8(8.0)	8(7.5)	7(6.7)	9(6.6)	8(5.9)	6(2.2)		1.70
		Sectional time (s)	15.46	14.69	15.64	15.47	14.88	14.43	14.87	15.39	15.55	14.13	17.49		
		Cumulative time (s)	168.00	152.54	137.85	122.21	106.74	91.86	77.43	62.56	47.17	31.62	17.49	3:18.12	
		Speed (m/s)	12.94	13.61	12.79	12.93	13.44	13.86	13.45	13.00	12.86	14.15	11.43	13.12	
		Stride length (m)	6.18	6.42	6.21	6.26	6.49	6.56	6.43	6.34	6.22	6.61	6.82	6.36	
		Stride duration (s)	0.478	0.472	0.485	0.484	0.483	0.474	0.478	0.488	0.483	0.467	0.471	0.485	
		Stride efficiency (%)	59.64	64.46	60.22	61.25	65.91	67.32	64.59	62.84	60.45	68.32	72.76	63.28	
		Stride count	32.37	31.14	32.22	31.95	30.80	30.47	31.11	31.54	32.16	30.25	29.31	408.57	

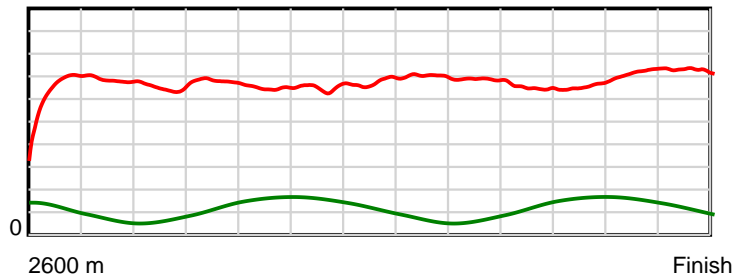
10 m Stride length



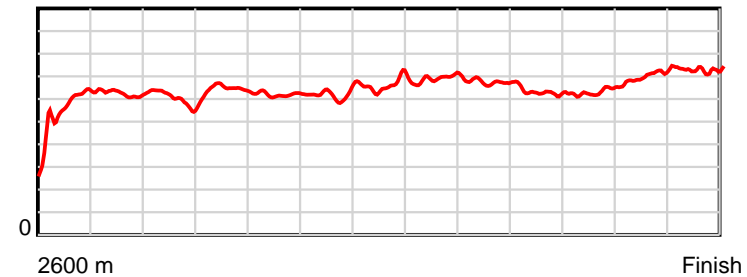
0.6 s Stride duration



20 m/sec Speed



100 % Stride efficiency



Note: Horizontal distance axis grid lines are 200m furlongs.

Disclaimer.

HRNZ and NZMTC and Thoroughbred Ratings Pty Ltd accepts no responsibility for the completeness or accuracy of any of the information contained herein, and makes no representations about its suitability for any particular purpose. Users should make their own judgements about those matters and/or seek independent advice. You assume all risks associated with use of the data provided on this page.



Race Results



April 15, 2017, Race 4, , Distance 2600m, Addington - Survey 3200m

Result	TAB no.	Horse (Barrier)	2600 to	2400m to
4th	10	Destiny Jones (2)	2400m	2200m
		Position in running (margin)	-	10(23.9)
		Sectional time (s)	16.54	14.91
		Cumulative time (s)	198.45	181.91
		Speed (m/s)	12.09	13.41
		Stride length (m)	5.68	6.35
		Stride duration (s)	0.469	0.474
		Stride efficiency (%)	50.34	63.05
		Stride count	35.24	31.49

Disclaimer.

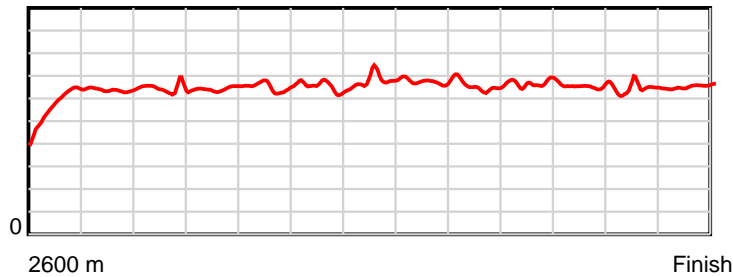
HRNZ and NZMTC and Thoroughbred Ratings Pty Ltd accepts no responsibility for the completeness or accuracy of any of the information contained herein, and makes no representations about its suitability for any particular purpose. Users should make their own judgements about those matters and/or seek independent advice. You assume all risks associated with use of the data provided on this page.

Race Results

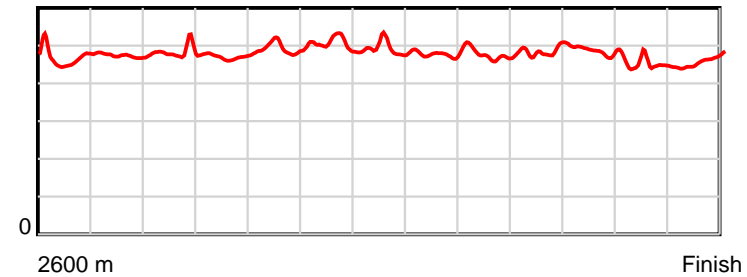
April 15, 2017, Race 4, , Distance 2600m, Addington - Survey 3200m

Result	TAB no.	Horse (Barrier)	2200m to	2000m to	1800m to	1600m to	1400m to	1200m to	1000m to	800m to	600m to	400m to	200m to	Total or	Margin
4th	10	Destiny Jones (2)	2000m	1800m	1600m	1400m	1200m	1000m	800m	600m	400m	200m	WP	Average	
		Position in running (margin)	9(27.5)	9(28.9)	9(23.1)	9(18.2)	11(16.6)	11(12.3)	11(11.6)	11(10.9)	8(6.3)	7(4.7)	5(2.0)		3.50
		Sectional time (s)	15.06	14.64	15.28	15.67	14.46	14.42	14.89	14.64	15.40	14.30	18.24		
		Cumulative time (s)	167.00	151.94	137.30	122.02	106.35	91.89	77.47	62.58	47.94	32.54	18.24	3:18.44	
		Speed (m/s)	13.28	13.66	13.09	12.76	13.83	13.87	13.43	13.66	12.99	13.99	10.97	13.10	
		Stride length (m)	6.39	6.43	6.44	6.45	6.77	6.63	6.39	6.65	6.31	6.26	6.52	6.39	
		Stride duration (s)	0.481	0.471	0.492	0.505	0.489	0.478	0.476	0.487	0.486	0.447	0.461	0.488	
		Stride efficiency (%)	63.77	64.59	64.90	64.92	71.56	68.72	63.75	69.15	62.18	61.16	66.33	63.87	
		Stride count	31.31	31.11	31.03	31.03	29.55	30.16	31.31	30.07	31.70	31.97	30.70	406.67	

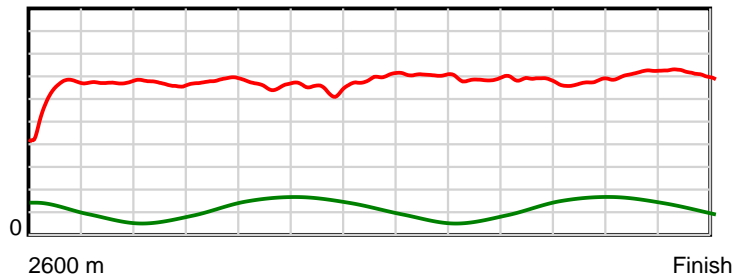
10 m Stride length



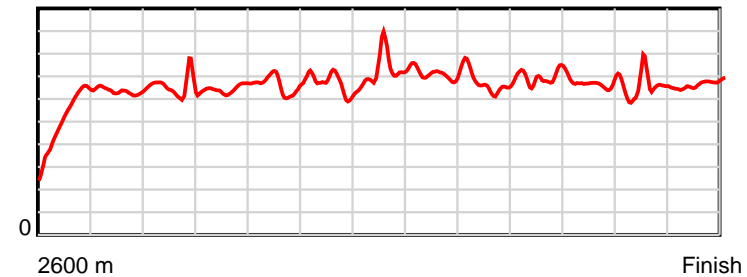
0.6 s Stride duration



20 m/sec Speed



100 % Stride efficiency



Note: Horizontal distance axis grid lines are 200m furlongs.

Disclaimer.

HRNZ and NZMTC and Thoroughbred Ratings Pty Ltd accepts no responsibility for the completeness or accuracy of any of the information contained herein, and makes no representations about its suitability for any particular purpose. Users should make their own judgements about those matters and/or seek independent advice. You assume all risks associated with use of the data provided on this page.



Race Results



April 15, 2017, Race 4, , Distance 2600m, Addington - Survey 3200m

Result	TAB no.	Horse (Barrier)	2600 to	2400m to
5th	5	Spotlight The ... (3)	2400m	2200m
		Position in running (margin)	-	5(6.8)
		Sectional time (s)	17.81	14.53
		Cumulative time (s)	198.54	180.74
		Speed (m/s)	11.23	13.76
		Stride length (m)	5.56	6.14
		Stride duration (s)	0.431	0.446
		Stride efficiency (%)	48.25	58.82
		Stride count	35.99	32.60

Disclaimer.

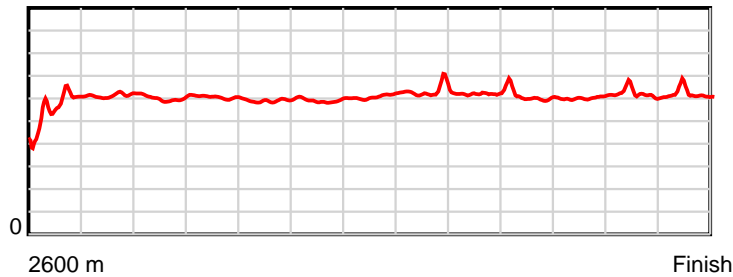
HRNZ and NZMTC and Thoroughbred Ratings Pty Ltd accepts no responsibility for the completeness or accuracy of any of the information contained herein, and makes no representations about its suitability for any particular purpose. Users should make their own judgements about those matters and/or seek independent advice. You assume all risks associated with use of the data provided on this page.

Race Results

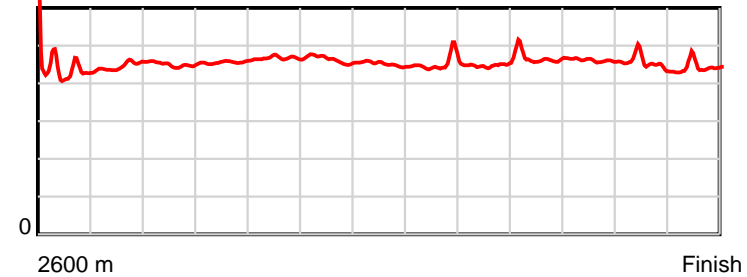
April 15, 2017, Race 4, , Distance 2600m, Addington - Survey 3200m

Result	TAB no.	Horse (Barrier)	2200m to	2000m to	1800m to	1600m to	1400m to	1200m to	1000m to	800m to	600m to	400m to	200m to	Total or	Margin
5th	5	Spotlight The ... (3)	2000m	1800m	1600m	1400m	1200m	1000m	800m	600m	400m	200m	WP	Average	
		Position in running (margin)	4(8.2)	4(9.9)	4(7.1)	4(7.2)	4(6.3)	4(4.4)	4(3.8)	3(2.5)	4(2.2)	4(2.1)	4(1.5)		4.00
		Sectional time (s)	15.12	15.15	16.10	15.79	14.87	14.43	14.79	15.36	15.64	14.64	14.32		
		Cumulative time (s)	166.21	151.09	135.94	119.84	104.05	89.18	74.75	59.96	44.60	28.96	14.32	3:18.53	
		Speed (m/s)	13.23	13.20	12.42	12.67	13.45	13.86	13.52	13.02	12.79	13.66	13.97	13.10	
		Stride length (m)	5.95	6.02	5.80	5.87	6.07	6.24	6.06	6.06	5.88	6.16	6.18	5.99	
		Stride duration (s)	0.450	0.456	0.467	0.463	0.451	0.450	0.448	0.466	0.460	0.451	0.441	0.458	
		Stride efficiency (%)	55.38	56.58	52.60	53.82	57.54	60.80	57.48	57.41	54.06	59.36	59.64	56.13	
		Stride count	33.60	33.24	34.47	34.08	32.96	32.06	32.98	33.00	34.00	32.45	32.37	433.80	

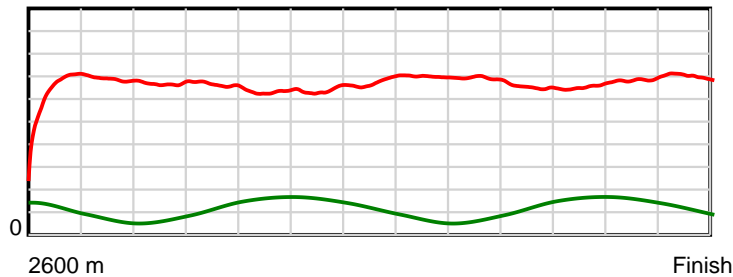
10 m Stride length



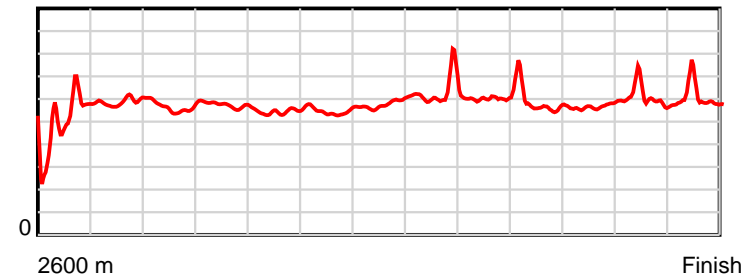
0.6 s Stride duration



20 m/sec Speed



100 % Stride efficiency



Note: Horizontal distance axis grid lines are 200m furlongs.

Disclaimer.

HRNZ and NZMTC and Thoroughbred Ratings Pty Ltd accepts no responsibility for the completeness or accuracy of any of the information contained herein, and makes no representations about its suitability for any particular purpose. Users should make their own judgements about those matters and/or seek independent advice. You assume all risks associated with use of the data provided on this page.



Race Results



April 15, 2017, Race 4, , Distance 2600m, Addington - Survey 3200m

Result	TAB no.	Horse (Barrier)	2600 to	2400m to
6th	11	Royal Shine (8)	2400m	2200m
		Position in running (margin)	-	8(19.2)
		Sectional time (s)	15.77	14.64
		Cumulative time (s)	198.74	182.97
		Speed (m/s)	12.69	13.66
		Stride length (m)	5.53	5.92
		Stride duration (s)	0.434	0.433
		Stride efficiency (%)	47.83	54.70
		Stride count	36.15	33.80

Disclaimer.

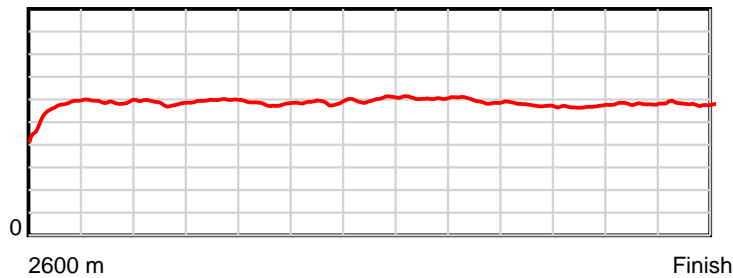
HRNZ and NZMTC and Thoroughbred Ratings Pty Ltd accepts no responsibility for the completeness or accuracy of any of the information contained herein, and makes no representations about its suitability for any particular purpose. Users should make their own judgements about those matters and/or seek independent advice. You assume all risks associated with use of the data provided on this page.

Race Results

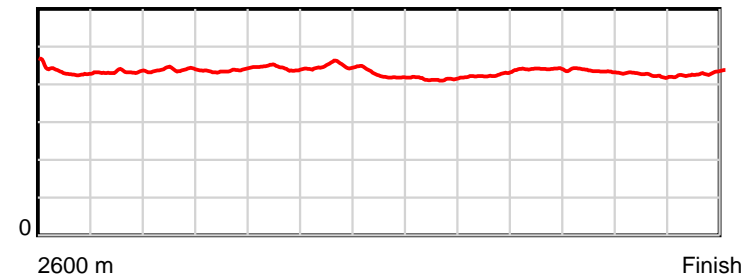
April 15, 2017, Race 4, , Distance 2600m, Addington - Survey 3200m

Result	TAB no.	Horse (Barrier)	2200m to	2000m to	1800m to	1600m to	1400m to	1200m to	1000m to	800m to	600m to	400m to	200m to	Total or	Margin
6th	11	Royal Shine (8)	2000m	1800m	1600m	1400m	1200m	1000m	800m	600m	400m	200m	WP	Average	
		Position in running (margin)	7(21.3)	7(23.3)	7(17.6)	7(14.9)	8(12.3)	6(6.0)	3(2.7)	2(1.0)	2(0.6)	2(0.4)	3(0.3)		5.10
		Sectional time (s)	15.17	14.65	15.65	15.50	14.14	13.98	14.72	15.34	15.63	14.73	18.82		
		Cumulative time (s)	168.33	153.16	138.51	122.86	107.36	93.22	79.24	64.52	49.18	33.55	18.82	3:18.74	
		Speed (m/s)	13.18	13.65	12.78	12.90	14.14	14.31	13.59	13.04	12.80	13.58	10.62	13.08	
		Stride length (m)	5.78	5.96	5.67	5.78	6.02	5.93	5.78	5.74	5.57	5.75	5.86	5.79	
		Stride duration (s)	0.438	0.436	0.444	0.448	0.426	0.415	0.426	0.440	0.435	0.424	0.429	0.443	
		Stride efficiency (%)	52.19	55.50	50.29	52.25	56.69	55.00	52.25	51.48	48.54	51.74	53.75	52.38	
		Stride count	34.61	33.56	35.25	34.59	33.21	33.71	34.59	34.85	35.89	34.76	34.10	449.07	

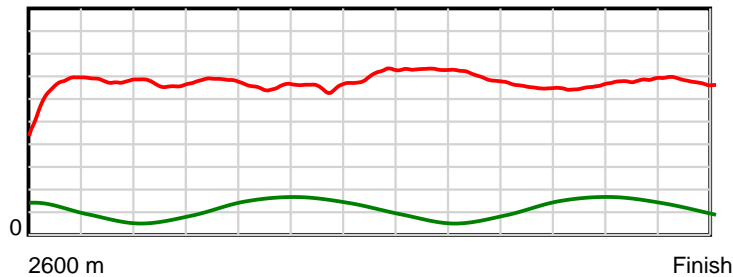
10 m Stride length



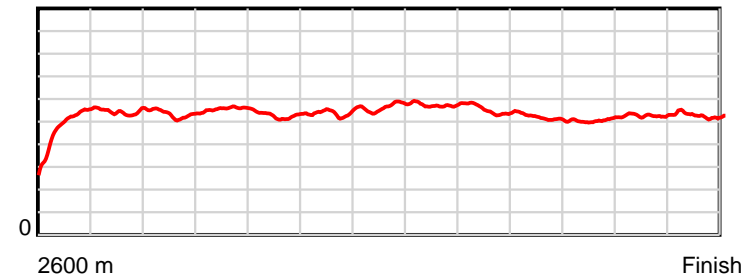
0.6 s Stride duration



20 m/sec Speed



100 % Stride efficiency



Note: Horizontal distance axis grid lines are 200m furlongs.

Disclaimer.

HRNZ and NZMTC and Thoroughbred Ratings Pty Ltd accepts no responsibility for the completeness or accuracy of any of the information contained herein, and makes no representations about its suitability for any particular purpose. Users should make their own judgements about those matters and/or seek independent advice. You assume all risks associated with use of the data provided on this page.



Race Results



April 15, 2017, Race 4, , Distance 2600m, Addington - Survey 3200m

Result	TAB no.	Horse (Barrier)	2600 to	2400m to
7th	12	Monty Python (4)	2400m	2200m
		Position in running (margin)	-	9(22.1)
		Sectional time (s)	16.66	14.67
		Cumulative time (s)	198.74	182.08
		Speed (m/s)	12.00	13.63
		Stride length (m)	5.92	6.36
		Stride duration (s)	0.454	0.467
		Stride efficiency (%)	54.77	63.29
		Stride count	33.78	31.43

Disclaimer.

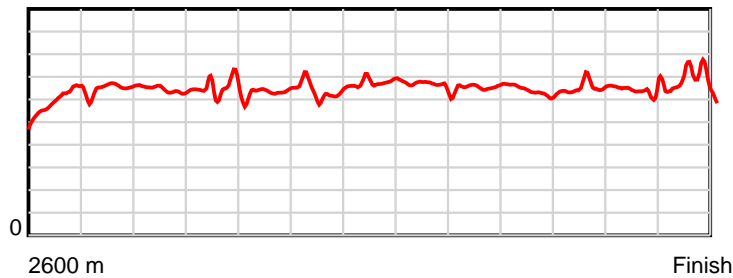
HRNZ and NZMTC and Thoroughbred Ratings Pty Ltd accepts no responsibility for the completeness or accuracy of any of the information contained herein, and makes no representations about its suitability for any particular purpose. Users should make their own judgements about those matters and/or seek independent advice. You assume all risks associated with use of the data provided on this page.

Race Results

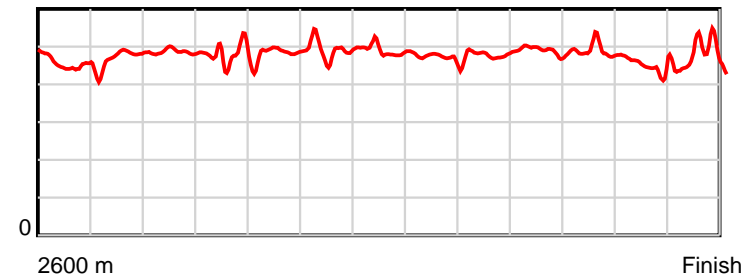
April 15, 2017, Race 4, , Distance 2600m, Addington - Survey 3200m

Result	TAB no.	Horse (Barrier)	2200m to	2000m to	1800m to	1600m to	1400m to	1200m to	1000m to	800m to	600m to	400m to	200m to	Total or	Margin
7th	12	Monty Python (4)	2000m	1800m	1600m	1400m	1200m	1000m	800m	600m	400m	200m	WP	Average	
		Position in running (margin)	8(24.4)	8(25.6)	8(20.2)	8(16.4)	10(14.2)	10(9.5)	10(9.8)	10(9.0)	11(8.7)	10(6.8)	9(4.0)		5.10
		Sectional time (s)	15.05	14.70	15.46	15.57	14.41	14.56	14.88	15.36	15.35	14.28	17.79		
		Cumulative time (s)	167.41	152.36	137.66	122.20	106.63	92.22	77.66	62.78	47.42	32.07	17.79	3:18.74	
		Speed (m/s)	13.29	13.61	12.94	12.85	13.88	13.74	13.44	13.02	13.03	14.01	11.24	13.08	
		Stride length (m)	6.47	6.46	6.21	6.27	6.77	6.41	6.46	6.36	6.32	6.21	6.67	6.37	
		Stride duration (s)	0.486	0.475	0.480	0.488	0.488	0.467	0.481	0.489	0.485	0.444	0.466	0.487	
		Stride efficiency (%)	65.32	65.12	60.19	61.37	71.57	64.19	65.29	63.31	62.49	60.33	69.49	63.40	
		Stride count	30.93	30.98	32.23	31.91	29.55	31.21	30.94	31.42	31.63	32.19	29.99	408.19	

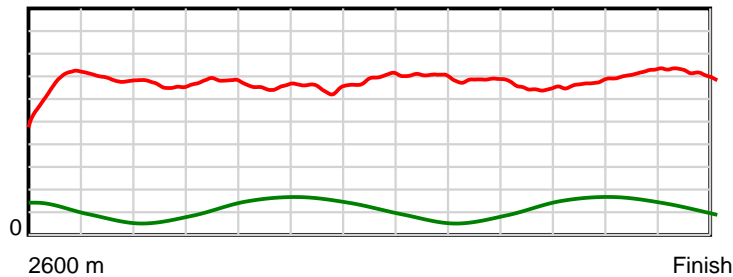
10 m Stride length



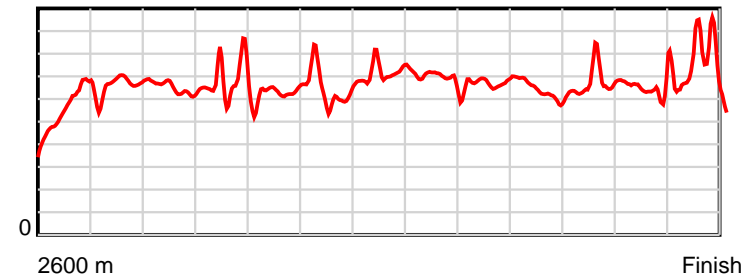
0.6 s Stride duration



20 m/sec Speed



100 % Stride efficiency



Note: Horizontal distance axis grid lines are 200m furlongs.

Disclaimer.

HRNZ and NZMTC and Thoroughbred Ratings Pty Ltd accepts no responsibility for the completeness or accuracy of any of the information contained herein, and makes no representations about its suitability for any particular purpose. Users should make their own judgements about those matters and/or seek independent advice. You assume all risks associated with use of the data provided on this page.



Race Results



April 15, 2017, Race 4, , Distance 2600m, Addington - Survey 3200m

Result	TAB no.	Horse (Barrier)	2600 to	2400m to
8th	1	Xmas Joyella (5)	2400m	2200m
		Position in running (margin)	-	4(3.2)
		Sectional time (s)	16.88	14.85
		Cumulative time (s)	199.04	182.16
		Speed (m/s)	11.85	13.47
		Stride length (m)	5.17	5.70
		Stride duration (s)	0.436	0.423
		Stride efficiency (%)	41.73	50.77
		Stride count	38.70	35.09

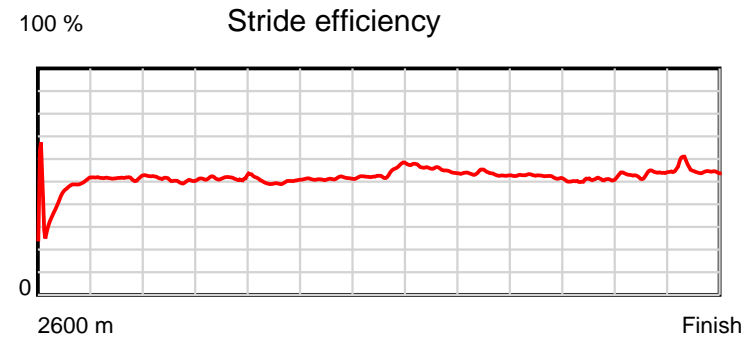
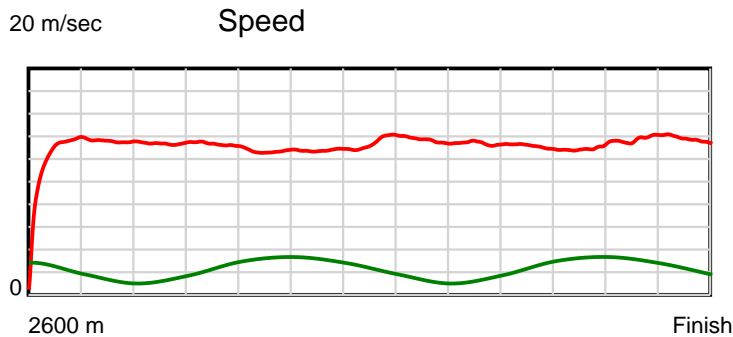
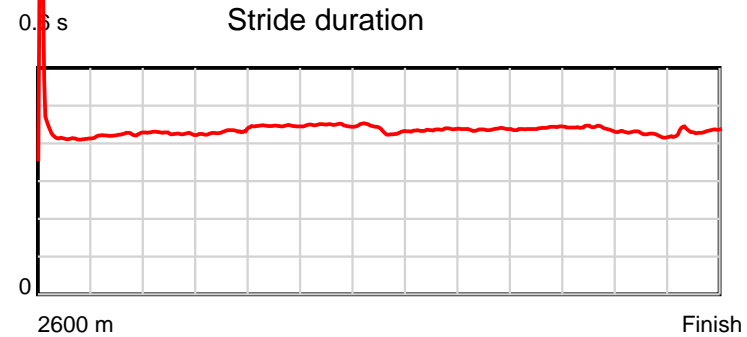
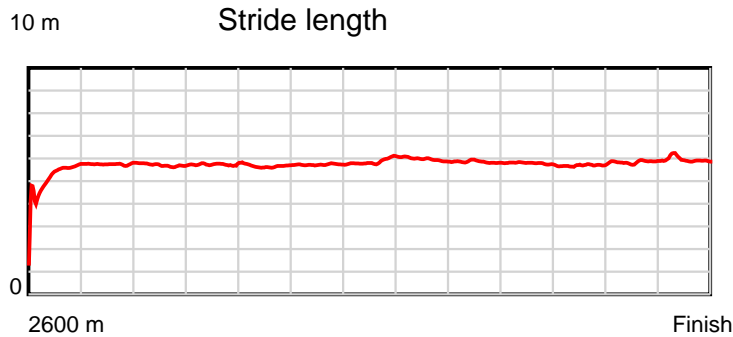
Disclaimer.

HRNZ and NZMTC and Thoroughbred Ratings Pty Ltd accepts no responsibility for the completeness or accuracy of any of the information contained herein, and makes no representations about its suitability for any particular purpose. Users should make their own judgements about those matters and/or seek independent advice. You assume all risks associated with use of the data provided on this page.

Race Results

April 15, 2017, Race 4, , Distance 2600m, Addington - Survey 3200m

Result	TAB no.	Horse (Barrier)	2200m to	2000m to	1800m to	1600m to	1400m to	1200m to	1000m to	800m to	600m to	400m to	200m to	Total or	Margin
8th	1	Xmas Joyella (5)	2000m	1800m	1600m	1400m	1200m	1000m	800m	600m	400m	200m	WP	Average	
		Position in running (margin)	3(6.5)	3(8.4)	3(5.6)	3(5.0)	3(4.2)	3(2.8)	5(4.0)	5(4.6)	6(4.0)	6(3.8)	7(3.0)		6.80
		Sectional time (s)	15.15	15.13	16.00	15.82	14.95	14.72	15.11	15.32	15.62	14.63	14.86		
		Cumulative time (s)	167.31	152.16	137.03	121.03	105.21	90.26	75.54	60.43	45.11	29.49	14.86	3:19.03	
		Speed (m/s)	13.20	13.22	12.50	12.64	13.38	13.59	13.24	13.05	12.80	13.67	13.46	13.06	
		Stride length (m)	5.63	5.67	5.58	5.67	5.84	5.93	5.78	5.75	5.63	5.80	5.91	5.69	
		Stride duration (s)	0.427	0.429	0.446	0.448	0.437	0.436	0.437	0.440	0.440	0.424	0.434	0.436	
		Stride efficiency (%)	49.58	50.26	48.59	50.24	53.34	54.86	52.29	51.66	49.53	52.62	54.57	50.61	
		Stride count	35.50	35.27	35.87	35.27	34.23	33.75	34.58	34.78	35.53	34.47	33.84	456.88	



Note: Horizontal distance axis grid lines are 200m furlongs.

Disclaimer.

HRNZ and NZMTC and Thoroughbred Ratings Pty Ltd accepts no responsibility for the completeness or accuracy of any of the information contained herein, and makes no representations about its suitability for any particular purpose. Users should make their own judgements about those matters and/or seek independent advice. You assume all risks associated with use of the data provided on this page.



Race Results



April 15, 2017, Race 4, , Distance 2600m, Addington - Survey 3200m

Result	TAB no.	Horse (Barrier)	2600 to	2400m to
9th	4	Foreverman (12)	2400m	2200m
		Position in running (margin)	-	2(1.0)
		Sectional time (s)	16.84	14.56
		Cumulative time (s)	199.11	182.27
		Speed (m/s)	11.88	13.74
		Stride length (m)	5.18	5.94
		Stride duration (s)	0.414	0.432
		Stride efficiency (%)	42.00	55.05
		Stride count	38.58	33.70

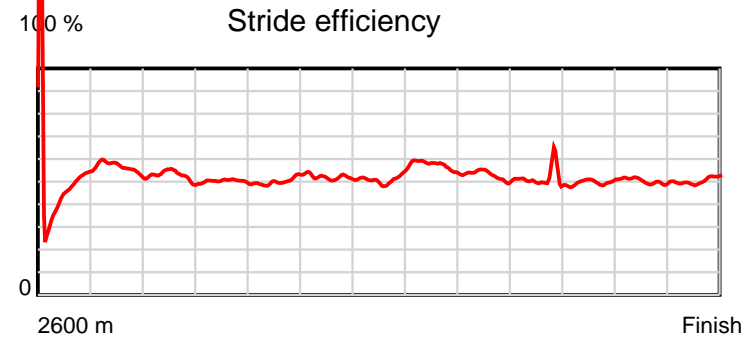
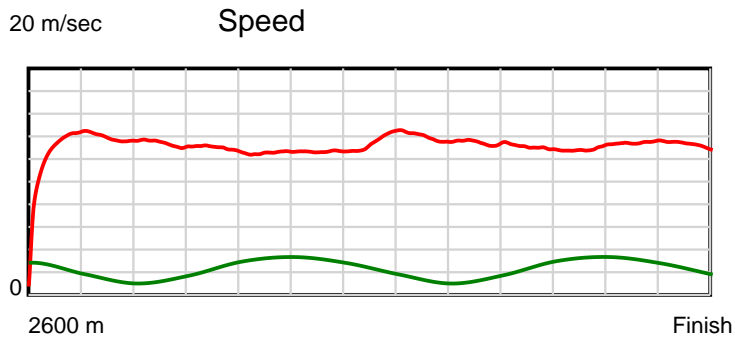
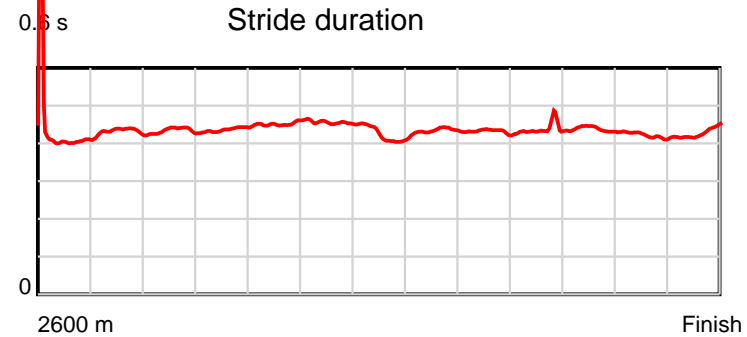
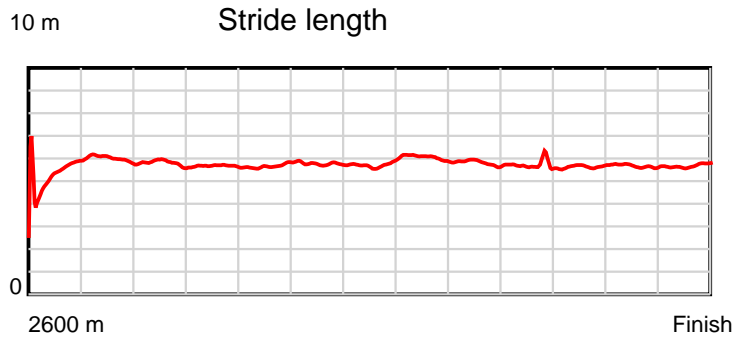
Disclaimer.

HRNZ and NZMTC and Thoroughbred Ratings Pty Ltd accepts no responsibility for the completeness or accuracy of any of the information contained herein, and makes no representations about its suitability for any particular purpose. Users should make their own judgements about those matters and/or seek independent advice. You assume all risks associated with use of the data provided on this page.

Race Results

April 15, 2017, Race 4, , Distance 2600m, Addington - Survey 3200m

Result	TAB no.	Horse (Barrier)	2200m to	2000m to	1800m to	1600m to	1400m to	1200m to	1000m to	800m to	600m to	400m to	200m to	Total or	Margin
9th	4	Foreverman (12)	2000m	1800m	1600m	1400m	1200m	1000m	800m	600m	400m	200m	WP	Average	
		Position in running (margin)	2(2.6)	2(4.3)	2(3.2)	2(2.9)	2(2.4)	1(0.0)	1(0.0)	1(0.0)	1(0.0)	1(0.0)	1(0.0)		7.20
		Sectional time (s)	15.13	15.40	16.06	15.85	14.78	14.52	15.01	15.41	15.66	14.75	15.14		
		Cumulative time (s)	167.71	152.58	137.18	121.12	105.27	90.49	75.97	60.96	45.55	29.89	15.14	3:19.11	
		Speed (m/s)	13.22	12.99	12.45	12.62	13.53	13.77	13.32	12.98	12.77	13.56	13.21	13.06	
		Stride length (m)	5.74	5.67	5.63	5.74	5.72	5.98	5.75	5.66	5.58	5.70	5.67	5.68	
		Stride duration (s)	0.434	0.436	0.452	0.455	0.423	0.434	0.431	0.436	0.437	0.421	0.431	0.435	
		Stride efficiency (%)	51.45	50.19	49.48	51.57	51.17	55.84	51.67	50.12	48.71	50.86	50.26	50.48	
		Stride count	34.86	35.29	35.54	34.81	34.95	33.46	34.78	35.32	35.82	35.06	35.27	457.44	



Note: Horizontal distance axis grid lines are 200m furlongs.

Disclaimer.

HRNZ and NZMTC and Thoroughbred Ratings Pty Ltd accepts no responsibility for the completeness or accuracy of any of the information contained herein, and makes no representations about its suitability for any particular purpose. Users should make their own judgements about those matters and/or seek independent advice. You assume all risks associated with use of the data provided on this page.



Race Results



April 15, 2017, Race 4, , Distance 2600m, Addington - Survey 3200m

Result	TAB no.	Horse (Barrier)	2600 to	2400m to
10th	7	Brads Kenny (6)	2400m	2200m
		Position in running (margin)	-	12(31.3)
		Sectional time (s)	21.88	14.45
		Cumulative time (s)	200.29	178.41
		Speed (m/s)	9.14	13.84
		Stride length (m)	4.76	6.20
		Stride duration (s)	0.434	0.448
		Stride efficiency (%)	35.43	60.13
		Stride count	42.01	32.24

Disclaimer.

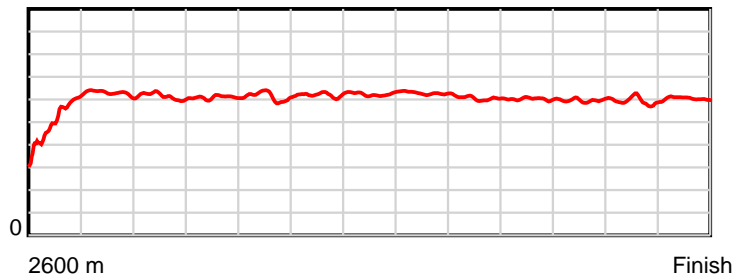
HRNZ and NZMTC and Thoroughbred Ratings Pty Ltd accepts no responsibility for the completeness or accuracy of any of the information contained herein, and makes no representations about its suitability for any particular purpose. Users should make their own judgements about those matters and/or seek independent advice. You assume all risks associated with use of the data provided on this page.

Race Results

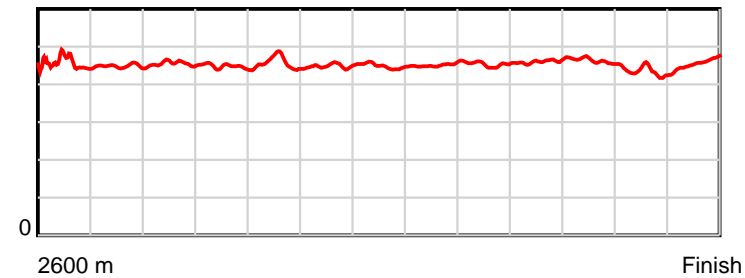
April 15, 2017, Race 4, , Distance 2600m, Addington - Survey 3200m

Result	TAB no.	Horse (Barrier)	2200m to	2000m to	1800m to	1600m to	1400m to	1200m to	1000m to	800m to	600m to	400m to	200m to	Total or	Margin
10th	7	Brads Kenny (6)	2000m	1800m	1600m	1400m	1200m	1000m	800m	600m	400m	200m	WP	Average	
		Position in running (margin)	11(32.2)	11(33.1)	11(27.9)	11(21.5)	9(12.6)	9(8.1)	9(7.7)	9(8.6)	10(8.0)	11(7.7)	10(6.8)		14.00
		Sectional time (s)	14.98	14.74	15.03	14.45	14.43	14.45	15.15	15.31	15.62	14.60	15.20		
		Cumulative time (s)	163.96	148.98	134.24	119.21	104.76	90.33	75.88	60.73	45.42	29.80	15.20	3:20.28	
		Speed (m/s)	13.35	13.57	13.31	13.84	13.86	13.84	13.20	13.06	12.80	13.70	13.16	12.98	
		Stride length (m)	6.08	6.06	6.07	6.21	6.21	6.25	5.99	6.02	5.93	5.93	6.05	5.95	
		Stride duration (s)	0.455	0.447	0.456	0.449	0.448	0.452	0.453	0.461	0.463	0.433	0.458	0.459	
		Stride efficiency (%)	57.68	57.44	57.59	60.24	60.30	61.05	56.01	56.57	54.88	54.90	57.13	55.38	
		Stride count	32.92	32.99	32.94	32.21	32.20	32.00	33.41	33.24	33.75	33.74	33.08	436.73	

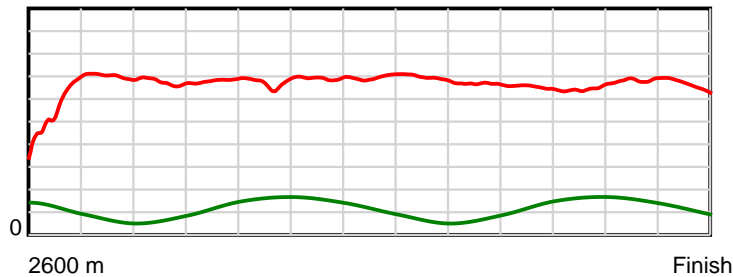
10 m Stride length



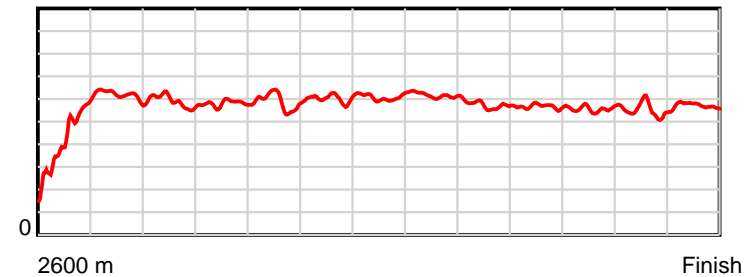
0.6 s Stride duration



20 m/sec Speed



100 % Stride efficiency



Note: Horizontal distance axis grid lines are 200m furlongs.

Disclaimer.

HRNZ and NZMTC and Thoroughbred Ratings Pty Ltd accepts no responsibility for the completeness or accuracy of any of the information contained herein, and makes no representations about its suitability for any particular purpose. Users should make their own judgements about those matters and/or seek independent advice. You assume all risks associated with use of the data provided on this page.



Race Results



April 15, 2017, Race 4, , Distance 2600m, Addington - Survey 3200m

Result	TAB no.	Horse (Barrier)	2600 to	2400m to
11th	2	One Night Out (7)	2400m	2200m
		Position in running (margin)	-	1(0.0)
		Sectional time (s)	16.66	14.30
		Cumulative time (s)	202.03	185.37
		Speed (m/s)	12.00	13.99
		Stride length (m)	5.56	6.51
		Stride duration (s)	0.463	0.466
		Stride efficiency (%)	48.30	66.23
		Stride count	35.97	30.72

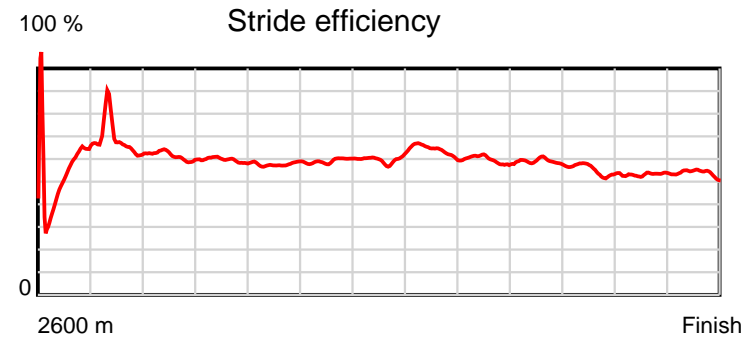
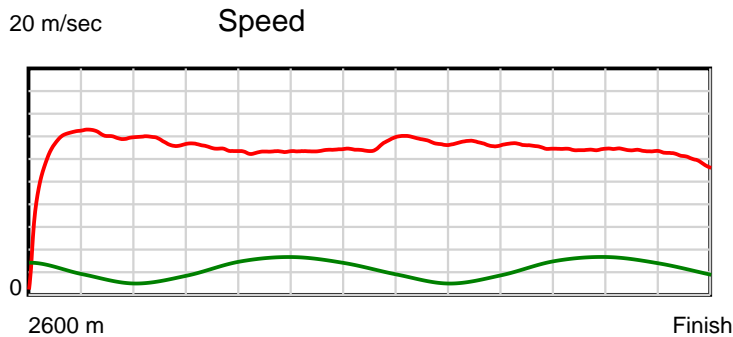
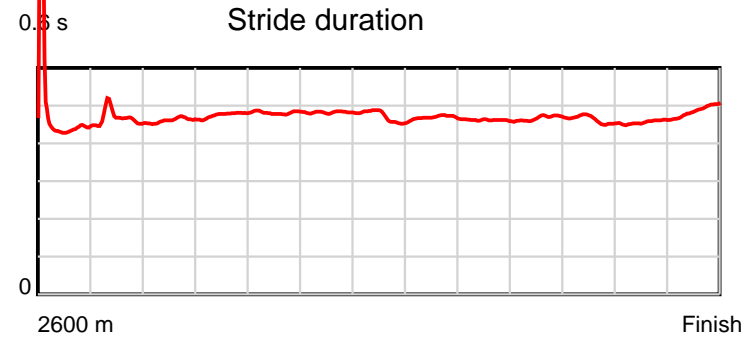
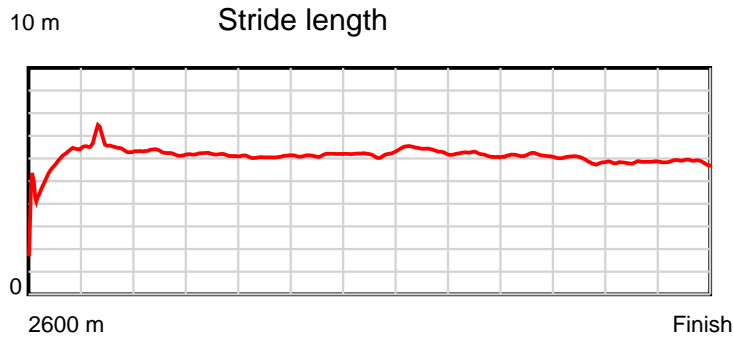
Disclaimer.

HRNZ and NZMTC and Thoroughbred Ratings Pty Ltd accepts no responsibility for the completeness or accuracy of any of the information contained herein, and makes no representations about its suitability for any particular purpose. Users should make their own judgements about those matters and/or seek independent advice. You assume all risks associated with use of the data provided on this page.

Race Results

April 15, 2017, Race 4, , Distance 2600m, Addington - Survey 3200m

Result	TAB no.	Horse (Barrier)	2200m to	2000m to	1800m to	1600m to	1400m to	1200m to	1000m to	800m to	600m to	400m to	200m to	Total or	Margin
11th	2	One Night Out (7)	2000m	1800m	1600m	1400m	1200m	1000m	800m	600m	400m	200m	WP	Average	
		Position in running (margin)	1(0.0)	1(0.0)	1(0.0)	1(0.0)	1(0.0)	2(0.3)	2(2.0)	4(2.7)	3(2.0)	3(1.7)	11(7.4)		23.90
		Sectional time (s)	14.84	15.60	16.09	15.94	15.24	14.80	15.12	15.30	15.61	15.70	16.83		
		Cumulative time (s)	171.07	156.23	140.63	124.54	108.60	93.36	78.56	63.44	48.14	32.53	16.83	3:22.03	
		Speed (m/s)	13.48	12.82	12.43	12.55	13.12	13.51	13.23	13.07	12.81	12.74	11.89	12.87	
		Stride length (m)	6.22	6.10	5.98	6.05	6.18	6.34	6.10	6.11	5.92	5.81	5.85	6.05	
		Stride duration (s)	0.462	0.476	0.482	0.482	0.471	0.469	0.461	0.468	0.462	0.456	0.489	0.470	
		Stride efficiency (%)	60.51	58.12	55.97	57.16	59.67	62.81	58.12	58.34	54.84	52.78	53.55	57.16	
		Stride count	32.14	32.79	33.42	33.07	32.37	31.55	32.80	32.73	33.76	34.41	34.16	429.89	



Note: Horizontal distance axis grid lines are 200m furlongs.

Disclaimer.

HRNZ and NZMTC and Thoroughbred Ratings Pty Ltd accepts no responsibility for the completeness or accuracy of any of the information contained herein, and makes no representations about its suitability for any particular purpose. Users should make their own judgements about those matters and/or seek independent advice. You assume all risks associated with use of the data provided on this page.



Race Results



April 15, 2017, Race 4, , Distance 2600m, Addington - Survey 3200m

Result	TAB no.	Horse (Barrier)	2600 to	2400m to
12th	3	Young Stranger (10)	2400m	2200m
		Position in running (margin)	-	3(2.5)
		Sectional time (s)	17.08	21.25
		Cumulative time (s)	213.13	196.05
		Speed (m/s)	11.71	9.41
		Stride length (m)	5.85	4.89
		Stride duration (s)	0.480	0.519
		Stride efficiency (%)	53.56	37.30
		Stride count	34.16	40.93

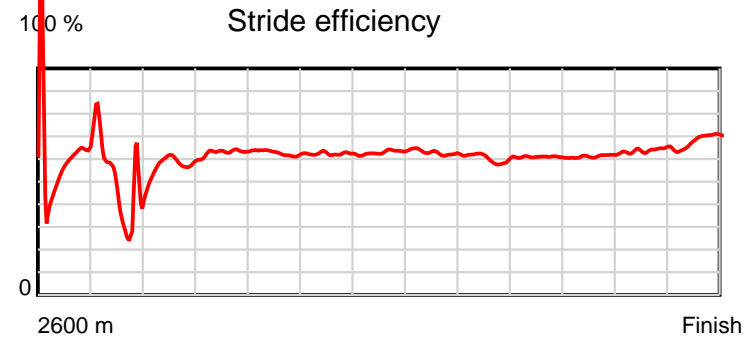
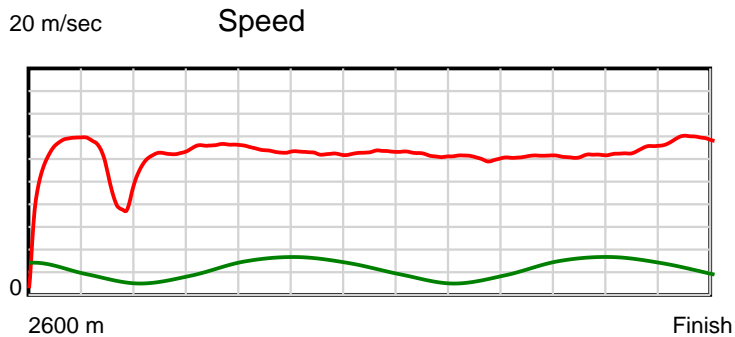
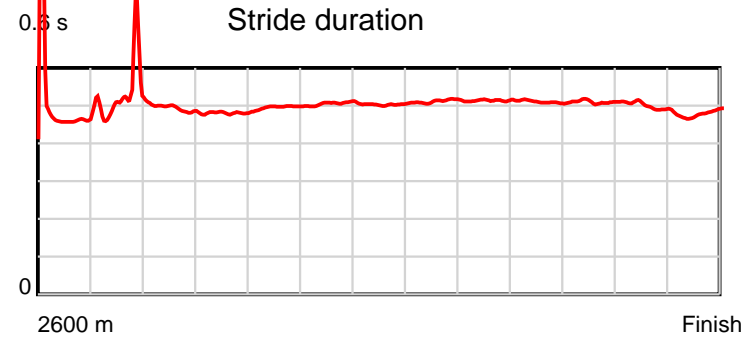
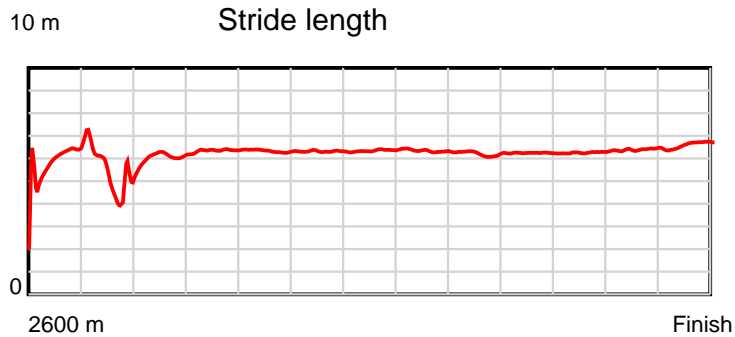
Disclaimer.

HRNZ and NZMTC and Thoroughbred Ratings Pty Ltd accepts no responsibility for the completeness or accuracy of any of the information contained herein, and makes no representations about its suitability for any particular purpose. Users should make their own judgements about those matters and/or seek independent advice. You assume all risks associated with use of the data provided on this page.

Race Results

April 15, 2017, Race 4, , Distance 2600m, Addington - Survey 3200m

Result	TAB no.	Horse (Barrier)	2200m to	2000m to	1800m to	1600m to	1400m to	1200m to	1000m to	800m to	600m to	400m to	200m to	Total or	Margin
12th	3	Young Stranger (10)	2000m	1800m	1600m	1400m	1200m	1000m	800m	600m	400m	200m	WP	Average	
		Position in running (margin)	12(44.2)	12(52.9)	12(50.0)	12(48.6)	12(49.4)	12(53.1)	12(62.9)	12(73.1)	12(78.3)	12(82.8)	12(87.6)		87.40
		Sectional time (s)	16.28	15.12	15.85	16.07	15.80	16.17	16.70	16.28	16.41	15.55	14.57		
		Cumulative time (s)	174.80	158.52	143.40	127.55	111.48	95.68	79.51	62.81	46.53	30.12	14.57	3:33.12	
		Speed (m/s)	12.29	13.23	12.62	12.45	12.66	12.37	11.98	12.29	12.19	12.86	13.73	12.20	
		Stride length (m)	6.03	6.36	6.27	6.30	6.37	6.33	6.15	6.26	6.22	6.40	6.62	6.13	
		Stride duration (s)	0.491	0.481	0.497	0.506	0.503	0.512	0.514	0.510	0.510	0.497	0.480	0.502	
		Stride efficiency (%)	56.89	63.30	61.36	61.95	63.41	62.66	59.10	61.28	60.39	63.92	68.39	58.64	
		Stride count	33.15	31.42	31.92	31.76	31.40	31.58	32.52	31.94	32.17	31.27	30.23	424.45	



Note: Horizontal distance axis grid lines are 200m furlongs.

Disclaimer.

HRNZ and NZMTC and Thoroughbred Ratings Pty Ltd accepts no responsibility for the completeness or accuracy of any of the information contained herein, and makes no representations about its suitability for any particular purpose. Users should make their own judgements about those matters and/or seek independent advice. You assume all risks associated with use of the data provided on this page.



Race Results



April 15, 2017, Race 4, , Distance 2600m, Addington - Survey 3200m

Result	TAB no.	Horse (Barrier)	2600 to	2400m to
13th	6	Missandei (0)	2400m	2200m
		Position in running (margin)	-	13(45.1)
		Sectional time (s)	24.19	16.38
		Cumulative time (s)	218.38	194.20
		Speed (m/s)	8.27	12.21
		Stride length (m)	4.36	5.41
		Stride duration (s)	0.459	0.443
		Stride efficiency (%)	29.64	45.69
		Stride count	45.92	36.99

Disclaimer.

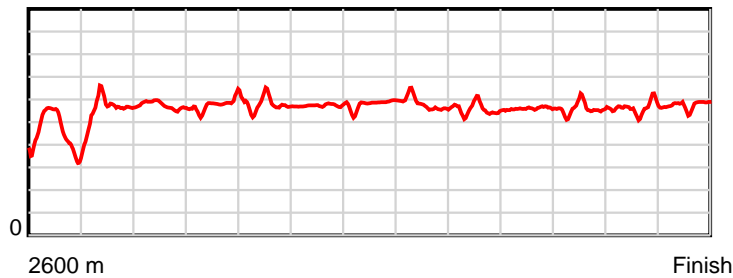
HRNZ and NZMTC and Thoroughbred Ratings Pty Ltd accepts no responsibility for the completeness or accuracy of any of the information contained herein, and makes no representations about its suitability for any particular purpose. Users should make their own judgements about those matters and/or seek independent advice. You assume all risks associated with use of the data provided on this page.

Race Results

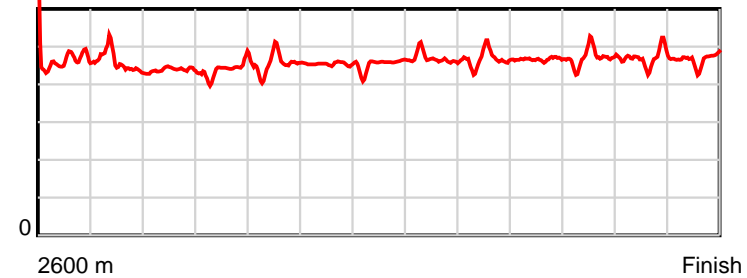
April 15, 2017, Race 4, , Distance 2600m, Addington - Survey 3200m

Result	TAB no.	Horse (Barrier)	2200m to	2000m to	1800m to	1600m to	1400m to	1200m to	1000m to	800m to	600m to	400m to	200m to	Total or	Margin
13th	6	Missandei (0)	2000m	1800m	1600m	1400m	1200m	1000m	800m	600m	400m	200m	WP	Average	
		Position in running (margin)	13(57.6)	13(61.2)	13(58.9)	13(57.6)	13(57.0)	13(59.7)	13(70.3)	13(81.6)	13(89.0)	13(96.8)	13(108.6)		117.40
		Sectional time (s)	15.44	15.22	15.88	15.83	15.65	16.29	16.88	16.66	16.96	16.71	16.30		
		Cumulative time (s)	177.82	162.38	147.16	131.28	115.45	99.80	83.51	66.63	49.97	33.01	16.30	3:38.37	
		Speed (m/s)	12.95	13.14	12.59	12.63	12.78	12.28	11.85	12.00	11.79	11.97	12.27	11.91	
		Stride length (m)	5.66	5.70	5.63	5.71	5.78	5.71	5.42	5.58	5.48	5.56	5.75	5.49	
		Stride duration (s)	0.437	0.434	0.447	0.452	0.452	0.465	0.458	0.464	0.465	0.465	0.464	0.461	
		Stride efficiency (%)	49.99	50.78	49.53	50.97	52.14	50.92	45.96	48.60	47.01	48.37	51.64	47.12	
		Stride count	35.36	35.08	35.53	35.02	34.62	35.04	36.88	35.86	36.46	35.95	34.79	473.50	

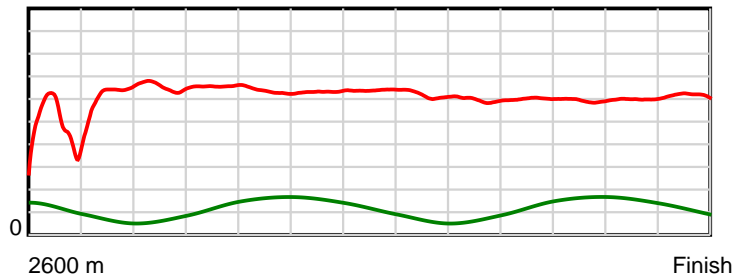
10 m Stride length



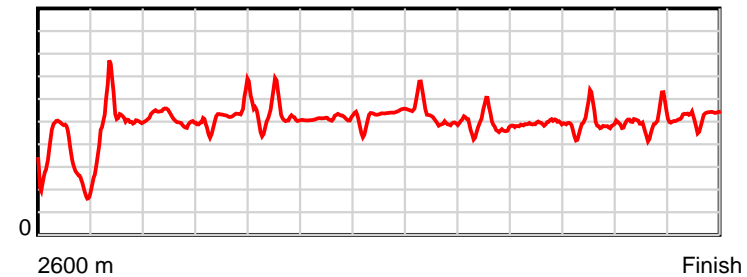
0.6 s Stride duration



20 m/sec Speed



100 % Stride efficiency



Note: Horizontal distance axis grid lines are 200m furlongs.

Disclaimer.

HRNZ and NZMTC and Thoroughbred Ratings Pty Ltd accepts no responsibility for the completeness or accuracy of any of the information contained herein, and makes no representations about its suitability for any particular purpose. Users should make their own judgements about those matters and/or seek independent advice. You assume all risks associated with use of the data provided on this page.