



Race Results

NZ Metropolitan Trotting Club Inc, HRNZ, April 15, 2017

Compilation date: April 18, 2017, 2:22:49 PM (NZST)

Copyright © 2017 HRNZ and NZMTC. All rights reserved.

Trademarks.

StrideMASTER is a registered trademark of Thoroughbred Ratings Pty Ltd.

Disclaimer.

HRNZ and NZMTC and Thoroughbred Ratings Pty Ltd accepts no responsibility for the completeness or accuracy of any of the information contained herein, and makes no representations about its suitability for any particular purpose. Users should make their own judgements about those matters and/or seek independent advice. You assume all risks associated with use of the data provided on this page.



Race Results



April 15, 2017, Race 9, BRECKON FARMS / ALL STARS RACING STABLES EASTER CUP (STAND),

Distance 3200m, Addington Survey 3200m

1st	4	Heaven Rocks (1)	3000m	2800m	2600m	2400m	2200m
		Position in running (margin)	-	7(16.2)	4(12.0)	2(1.7)	1(0.0)
		Sectional time (s)	21.10	13.88	13.67	13.75	15.96
		Cumulative time (s)	241.47	220.38	206.50	192.83	179.08
		Speed (m/s)	9.48	14.41	14.63	14.55	12.53
		Stride length (m)	5.18	6.95	6.96	7.24	6.61
		Stride duration (s)	0.480	0.482	0.476	0.498	0.528
		Stride efficiency (%)	41.99	75.43	75.75	81.94	68.36
		Stride count	38.58	28.79	28.73	27.62	30.24

Disclaimer.

HRNZ and NZMTC and Thoroughbred Ratings Pty Ltd accepts no responsibility for the completeness or accuracy of any of the information contained herein, and makes no representations about its suitability for any particular purpose. Users should make their own judgements about those matters and/or seek independent advice. You assume all risks associated with use of the data provided on this page.

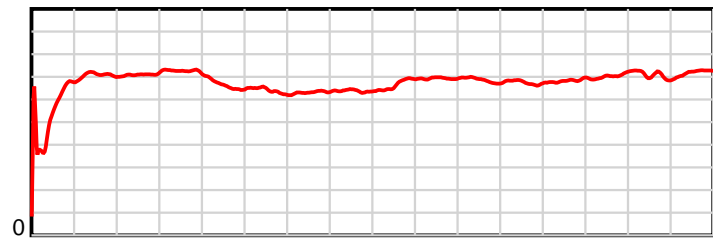
Race Results

April 15, 2017, Race 9, BRECKON FARMS / ALL STARS RACING STABLES EASTER CUP (STAND),

Distance 3200m, Addington, Survey 3200m

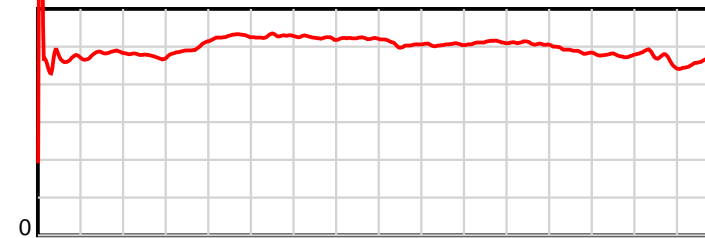
1st	4	Heaven Rocks (1)	2000m to 1800m	1800m to 1600m	1600m to 1400m	1400m to 1200m	1200m to 1000m	1000m to 800m	800m to 600m	600m to 400m	400m to 200m	200m to WP	Total or Average	Margin
		Position in running (margin)	1(0.0)	1(0.0)	1(0.0)	1(0.0)	1(0.0)	1(0.0)	1(0.0)	1(0.0)	1(0.0)	1(0.0)		0.00
		Sectional time (s)	16.32	16.51	16.32	15.27	14.53	15.02	14.88	14.24	13.60	13.44	12.99	
		Cumulative time (s)	163.12	146.80	130.29	113.97	98.70	84.17	69.15	54.27	40.03	26.43	12.99	4:01.46
		Speed (m/s)	12.25	12.11	12.25	13.10	13.76	13.32	13.44	14.04	14.71	14.88	15.40	13.25
		Stride length (m)	6.47	6.34	6.40	6.63	6.96	6.82	6.82	6.85	7.02	6.96	7.21	6.68
		Stride duration (s)	0.528	0.524	0.522	0.506	0.505	0.512	0.508	0.488	0.477	0.468	0.469	0.504
		Stride efficiency (%)	65.46	62.87	63.97	68.65	75.60	72.61	72.70	73.34	76.95	75.68	81.30	69.63
		Stride count	30.90	31.53	31.26	30.17	28.75	29.34	29.32	29.19	28.50	28.74	27.73	479.39

10 m Stride length



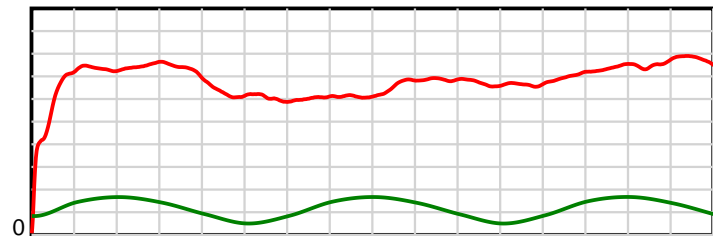
3200 m Finish

0.5 s Stride duration



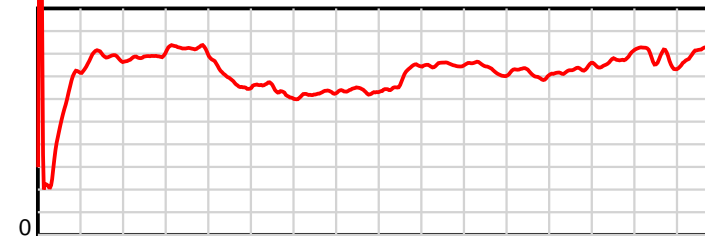
3200 m Finish

20 m/sec Speed



3200 m Finish

100 % Stride efficiency



3200 m Finish

Note: Horizontal distance axis grid lines are 200m furlongs.

Disclaimer.

HRNZ and NZMTC and Thoroughbred Ratings Pty Ltd accepts no responsibility for the completeness or accuracy of any of the information contained herein, and makes no representations about its suitability for any particular purpose. Users should make their own judgements about those matters and/or seek independent advice. You assume all risks associated with use of the data provided on this page.



Race Results



April 15, 2017, Race 9, BRECKON FARMS / ALL STARS RACING STABLES EASTER CUP (STAND),

Distance 3200m, Addington Survey 3200m

2nd	1	Captain Dolmio (3)	3000m	2800m	2600m	2400m	2200m
		Position in running (margin)	-	2(5.4)	2(7.7)	3(1.9)	3(4.2)
		Sectional time (s)	19.30	14.96	14.43	14.41	15.97
		Cumulative time (s)	241.90	222.61	207.65	193.22	178.81
		Speed (m/s)	10.37	13.37	13.86	13.88	12.52
		Stride length (m)	5.64	6.34	6.40	6.65	6.28
		Stride duration (s)	0.544	0.474	0.462	0.479	0.501
		Stride efficiency (%)	49.74	62.73	64.09	69.00	61.58
		Stride count	35.45	31.57	31.23	30.10	31.86

Disclaimer.

HRNZ and NZMTC and Thoroughbred Ratings Pty Ltd accepts no responsibility for the completeness or accuracy of any of the information contained herein, and makes no representations about its suitability for any particular purpose. Users should make their own judgements about those matters and/or seek independent advice. You assume all risks associated with use of the data provided on this page.

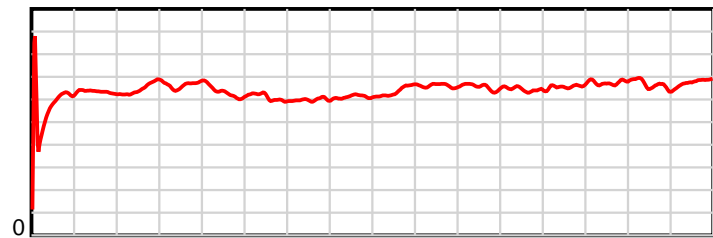
Race Results

April 15, 2017, Race 9, BRECKON FARMS / ALL STARS RACING STABLES EASTER CUP (STAND),

Distance 3200m, Addington, Survey 3200m

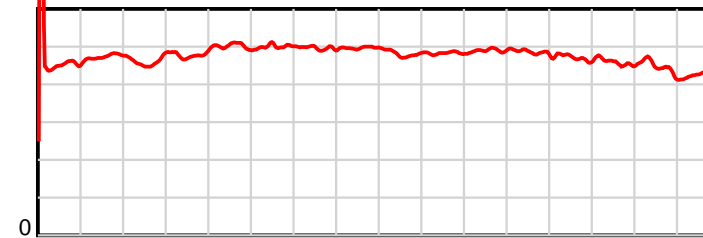
2nd	1	Captain Dolmio (3)	2000m to 2000m	1800m to 2000m	1600m to 2000m	1400m to 2000m	1200m to 2000m	1000m to 2000m	800m to 2000m	600m to 2000m	400m to 2000m	200m to 2000m	WP	Total or Average	Margin
		Position in running (margin)	3(4.3)	3(4.4)	3(4.3)	3(4.3)	4(3.5)	6(4.1)	5(3.4)	5(4.2)	4(3.7)	4(3.9)	4(3.8)		2.40
		Sectional time (s)	16.33	16.50	16.31	15.14	14.61	14.91	15.01	14.16	13.64	13.42	12.81		
		Cumulative time (s)	162.84	146.51	130.01	113.70	98.56	83.95	69.04	54.03	39.87	26.23	12.81	4:01.90	
		Speed (m/s)	12.25	12.12	12.26	13.21	13.69	13.41	13.32	14.12	14.66	14.90	15.61	13.23	
		Stride length (m)	6.13	6.01	6.09	6.36	6.60	6.58	6.46	6.66	6.73	6.61	6.85	6.38	
		Stride duration (s)	0.501	0.496	0.497	0.481	0.482	0.490	0.484	0.471	0.459	0.444	0.433	0.483	
		Stride efficiency (%)	58.72	56.50	58.01	63.14	68.14	67.60	65.12	69.24	70.68	68.29	73.30	63.67	
		Stride count	32.63	33.26	32.83	31.46	30.29	30.41	30.98	30.05	29.74	30.26	29.20	501.32	

10 m Stride length



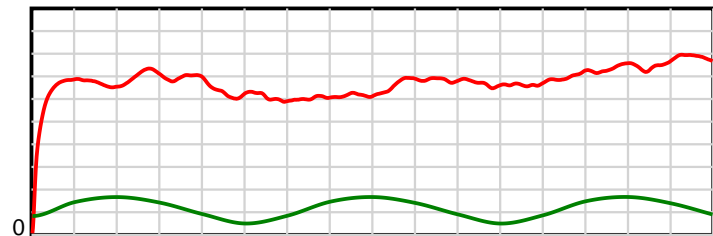
3200 m Finish

0.5 s Stride duration



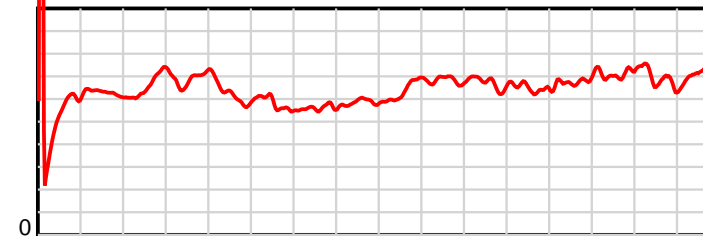
3200 m Finish

20 m/sec Speed



3200 m Finish

100 % Stride efficiency



3200 m Finish

Note: Horizontal distance axis grid lines are 200m furlongs.

Disclaimer.

HRNZ and NZMTC and Thoroughbred Ratings Pty Ltd accepts no responsibility for the completeness or accuracy of any of the information contained herein, and makes no representations about its suitability for any particular purpose. Users should make their own judgements about those matters and/or seek independent advice. You assume all risks associated with use of the data provided on this page.



Race Results



April 15, 2017, Race 9, BRECKON FARMS / ALL STARS RACING STABLES EASTER CUP (STAND),

Distance 3200m, Addington Survey 3200m

3rd	3	Maxim (7)	3000m	2800m	2600m	2400m	2200m
		Position in running (margin)	-	1(0.0)	1(0.0)	1(0.0)	2(2.3)
		Sectional time (s)	18.39	14.57	15.39	14.43	15.92
		Cumulative time (s)	242.07	223.68	209.11	193.72	179.29
		Speed (m/s)	10.87	13.73	13.00	13.86	12.56
		Stride length (m)	5.53	5.79	5.69	5.90	5.65
		Stride duration (s)	0.447	0.422	0.438	0.426	0.450
		Stride efficiency (%)	47.81	52.45	50.55	54.37	49.89
		Stride count	36.16	34.52	35.16	33.91	35.39

Disclaimer.

HRNZ and NZMTC and Thoroughbred Ratings Pty Ltd accepts no responsibility for the completeness or accuracy of any of the information contained herein, and makes no representations about its suitability for any particular purpose. Users should make their own judgements about those matters and/or seek independent advice. You assume all risks associated with use of the data provided on this page.



Race Results

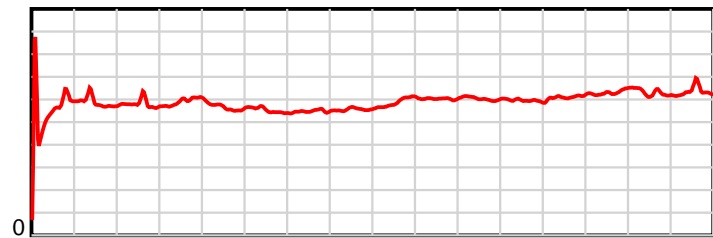


April 15, 2017, Race 9, BRECKON FARMS / ALL STARS RACING STABLES EASTER CUP (STAND),

Distance 3200m, Addington, Survey 3200m

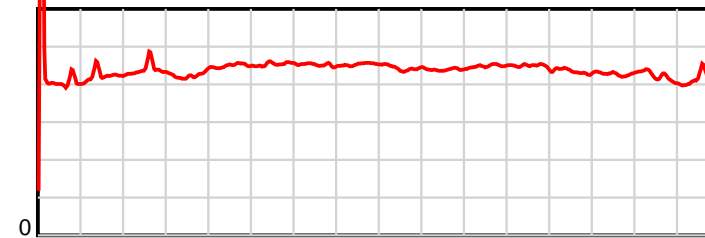
3rd	3	Maxim (7)	2000m	1800m	1600m	1400m	1200m	1000m	800m	600m	400m	200m	WP	Total or Average	Margin
		Position in running (margin)	2(2.1)	2(2.6)	2(2.3)	2(2.7)	2(1.6)	3(2.1)	3(1.5)	3(2.7)	3(2.5)	2(2.4)	2(1.8)		3.40
		Sectional time (s)	16.39	16.47	16.40	15.08	14.61	14.91	15.07	14.21	13.59	13.34	13.30		
		Cumulative time (s)	163.37	146.98	130.51	114.11	99.03	84.42	69.51	54.44	40.23	26.64	13.30	4:02.06	
		Speed (m/s)	12.20	12.14	12.20	13.26	13.69	13.41	13.27	14.07	14.72	14.99	15.04	13.22	
		Stride length (m)	5.54	5.49	5.52	5.88	6.01	6.02	5.94	6.12	6.30	6.29	6.24	5.86	
		Stride duration (s)	0.454	0.452	0.453	0.443	0.439	0.449	0.448	0.435	0.428	0.419	0.415	0.443	
		Stride efficiency (%)	47.91	47.05	47.69	53.96	56.46	56.69	55.14	58.54	61.94	61.81	60.85	53.60	
		Stride count	36.12	36.45	36.21	34.03	33.27	33.21	33.67	32.68	31.77	31.80	32.05	546.40	

10 m Stride length



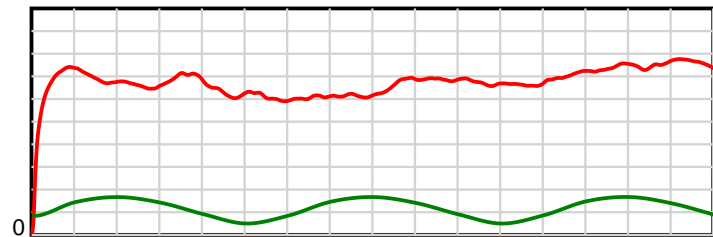
3200 m Finish

0.5 s Stride duration



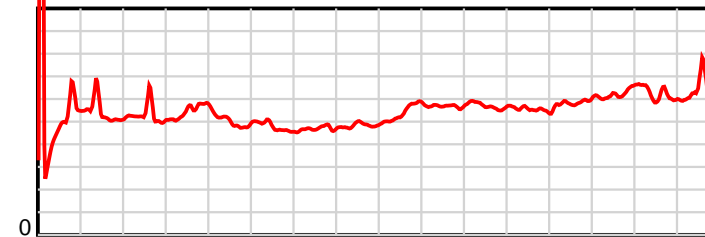
3200 m Finish

20 m/sec Speed



3200 m Finish

100 % Stride efficiency



3200 m Finish

Note: Horizontal distance axis grid lines are 200m furlongs.

Disclaimer.

HRNZ and NZMTC and Thoroughbred Ratings Pty Ltd accepts no responsibility for the completeness or accuracy of any of the information contained herein, and makes no representations about its suitability for any particular purpose. Users should make their own judgements about those matters and/or seek independent advice. You assume all risks associated with use of the data provided on this page.



Race Results



April 15, 2017, Race 9, BRECKON FARMS / ALL STARS RACING STABLES EASTER CUP (STAND),

Distance 3200m, Addington Survey 3200m

4th	6	Classie Brigad... (4)	3000m	2800m	2600m	2400m	2200m
		Position in running (margin)	-	5(10.8)	6(16.2)	6(10.4)	6(11.0)
		Sectional time (s)	20.19	15.47	14.42	14.14	15.98
		Cumulative time (s)	242.14	221.95	206.48	192.06	177.92
		Speed (m/s)	9.90	12.93	13.87	14.14	12.52
		Stride length (m)	5.40	5.78	6.04	6.23	5.76
		Stride duration (s)	0.442	0.447	0.436	0.440	0.460
		Stride efficiency (%)	45.63	52.24	57.00	60.59	51.79
		Stride count	37.01	34.59	33.12	32.12	34.74

Disclaimer.

HRNZ and NZMTC and Thoroughbred Ratings Pty Ltd accepts no responsibility for the completeness or accuracy of any of the information contained herein, and makes no representations about its suitability for any particular purpose. Users should make their own judgements about those matters and/or seek independent advice. You assume all risks associated with use of the data provided on this page.



Race Results

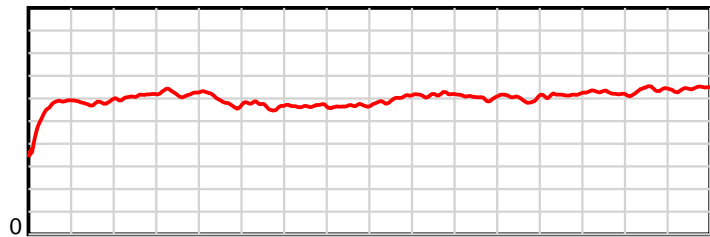


April 15, 2017, Race 9, BRECKON FARMS / ALL STARS RACING STABLES EASTER CUP (STAND),

Distance 3200m, Addington, Survey 3200m

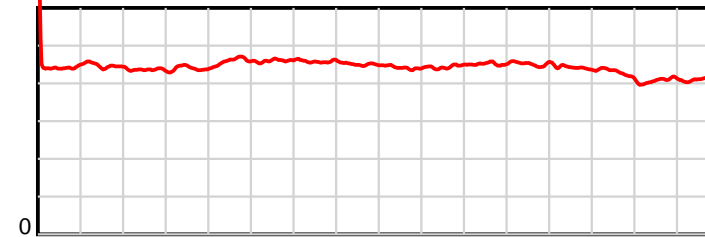
4th	6	Classie Brigad... (4)	2000m to 1800m	1800m to 1600m	1600m to 1400m	1400m to 1200m	1200m to 1000m	1000m to 800m	800m to 600m	600m to 400m	400m to 200m	200m to WP	Total or Average	Margin
		Position in running (margin)	6(11.1)	6(11.1)	6(8.5)	6(6.9)	5(4.9)	5(3.8)	6(4.6)	6(6.2)	7(6.3)	3(3.4)		3.80
		Sectional time (s)	16.32	16.08	16.04	14.94	14.34	15.15	15.15	14.15	13.72	12.96		
		Cumulative time (s)	161.94	145.62	129.54	113.50	98.56	84.22	69.07	53.92	39.77	26.05	13.09	4:02.13
		Speed (m/s)	12.25	12.44	12.47	13.39	13.95	13.20	13.20	14.13	14.58	15.43	15.28	13.22
		Stride length (m)	5.65	5.69	5.61	5.91	6.20	5.97	5.95	6.23	6.17	6.30	6.42	5.94
		Stride duration (s)	0.461	0.457	0.450	0.442	0.445	0.452	0.450	0.441	0.423	0.408	0.417	0.450
		Stride efficiency (%)	49.82	50.58	49.25	54.63	60.10	55.75	55.26	60.55	59.54	61.93	64.40	55.20
		Stride count	35.42	35.15	35.62	33.83	32.25	33.48	33.63	32.13	32.40	31.77	31.15	538.41

10 m Stride length



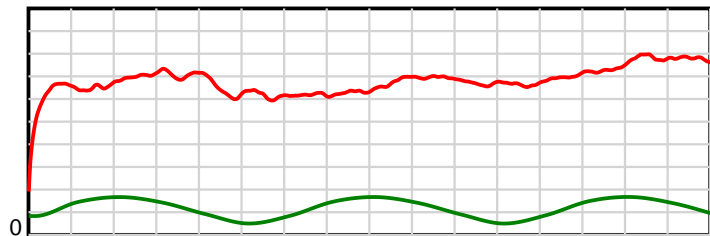
3200 m Finish

0.6 s Stride duration



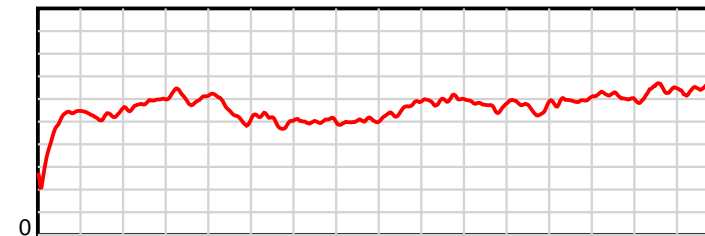
3200 m Finish

20 m/sec Speed



3200 m Finish

100 % Stride efficiency



3200 m Finish

Note: Horizontal distance axis grid lines are 200m furlongs.

Disclaimer.

HRNZ and NZMTC and Thoroughbred Ratings Pty Ltd accepts no responsibility for the completeness or accuracy of any of the information contained herein, and makes no representations about its suitability for any particular purpose. Users should make their own judgements about those matters and/or seek independent advice. You assume all risks associated with use of the data provided on this page.



Race Results



April 15, 2017, Race 9, BRECKON FARMS / ALL STARS RACING STABLES EASTER CUP (STAND),

Distance 3200m, Addington Survey 3200m

5th	5	Franco Nelson (2)	3000m	2800m	2600m	2400m	2200m
		Position in running (margin)	-	3(8.4)	3(11.4)	4(4.2)	4(6.5)
		Sectional time (s)	19.80	15.07	14.20	14.42	15.85
		Cumulative time (s)	242.34	222.55	207.48	193.28	178.86
		Speed (m/s)	10.10	13.27	14.08	13.87	12.62
		Stride length (m)	4.91	5.45	5.67	5.77	5.45
		Stride duration (s)	0.398	0.410	0.403	0.416	0.432
		Stride efficiency (%)	37.61	46.35	50.22	52.00	46.44
		Stride count	40.77	36.72	35.28	34.67	36.69

Disclaimer.

HRNZ and NZMTC and Thoroughbred Ratings Pty Ltd accepts no responsibility for the completeness or accuracy of any of the information contained herein, and makes no representations about its suitability for any particular purpose. Users should make their own judgements about those matters and/or seek independent advice. You assume all risks associated with use of the data provided on this page.



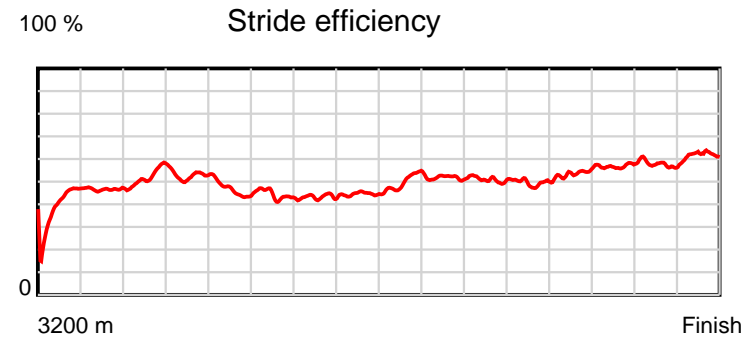
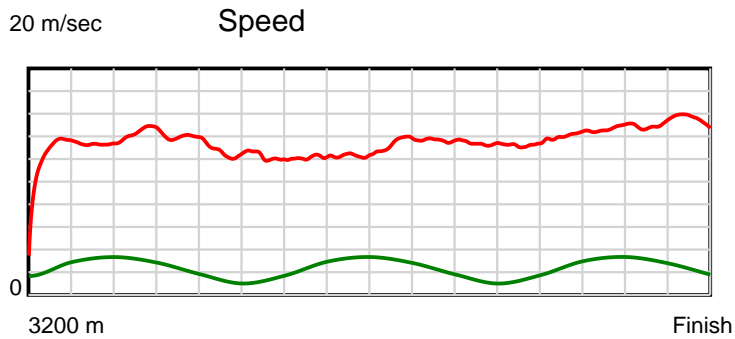
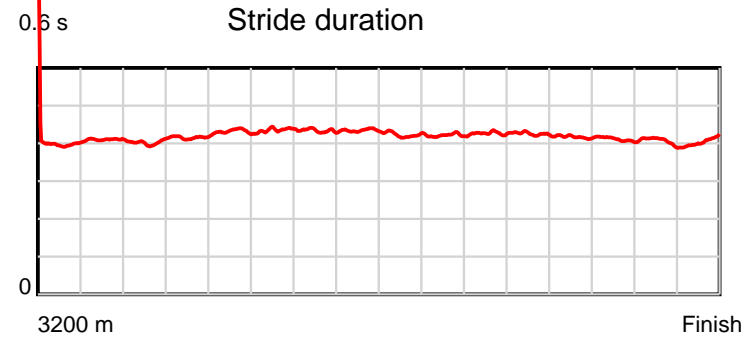
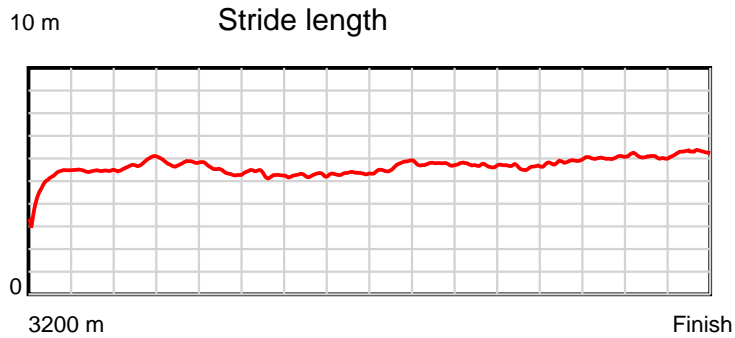
Race Results



April 15, 2017, Race 9, BRECKON FARMS / ALL STARS RACING STABLES EASTER CUP (STAND),

Distance 3200m, Addington, Survey 3200m

Distance to	200m to	400m to	600m to	800m to	1000m to	1200m to	1400m to	1600m to	1800m to	2000m to	2200m to	2400m to	2600m to	2800m to	3000m to	3200m to	3400m to	3600m to	3800m to	4000m to	4200m to	4400m to	4600m to	4800m to	5000m to	5200m to	5400m to	5600m to	5800m to	6000m to	6200m to	6400m to	6600m to	6800m to	7000m to	7200m to	7400m to	7600m to	7800m to	8000m to	8200m to	8400m to	8600m to	8800m to	9000m to	9200m to	9400m to	9600m to	9800m to	10000m to
5th	5	Franco Nelson (2)																				2000m	1800m	1600m	1400m	1200m	1000m	800m	600m	400m	200m	WP	Total or Average	Margin																
		Position in running (margin)																				4(5.9)	4(6.7)	5(6.6)	5(6.5)	6(5.1)	7(5.3)	7(5.2)	7(6.2)	7(5.7)	6(6.0)	5(5.5)		5.00																
		Sectional time (s)																				16.45	16.50	16.30	15.02	14.57	14.99	15.06	14.17	13.64	13.35	12.96																		
		Cumulative time (s)																				163.01	146.56	130.06	113.76	98.74	84.17	69.18	54.12	39.95	26.31	12.96	4:02.34																	
		Speed (m/s)																				12.16	12.12	12.27	13.32	13.73	13.34	13.28	14.11	14.66	14.98	15.43	13.20																	
		Stride length (m)																				5.29	5.26	5.33	5.63	5.77	5.70	5.65	5.89	6.02	6.08	6.31	5.62																	
		Stride duration (s)																				0.435	0.434	0.435	0.423	0.420	0.427	0.425	0.417	0.411	0.406	0.406	0.425																	
		Stride efficiency (%)																				43.80	43.18	44.45	49.60	51.99	50.81	49.85	54.19	56.65	57.78	62.29	49.28																	
		Stride count																				37.78	38.05	37.50	35.50	34.67	35.07	35.41	33.96	33.22	32.89	31.68	569.86																	



Note: Horizontal distance axis grid lines are 200m furlongs.

Disclaimer.

HRNZ and NZMTC and Thoroughbred Ratings Pty Ltd accepts no responsibility for the completeness or accuracy of any of the information contained herein, and makes no representations about its suitability for any particular purpose. Users should make their own judgements about those matters and/or seek independent advice. You assume all risks associated with use of the data provided on this page.



Race Results



April 15, 2017, Race 9, BRECKON FARMS / ALL STARS RACING STABLES EASTER CUP (STAND),

Distance 3200m, Addington Survey 3200m

6th	7	Piccadilly Pri... (6)	3000m	2800m	2600m	2400m	2200m
		Position in running (margin)	-	8(25.3)	9(33.8)	9(29.0)	9(33.7)
		Sectional time (s)	22.61	15.99	14.59	14.82	15.64
		Cumulative time (s)	242.60	220.00	204.01	189.42	174.60
		Speed (m/s)	8.85	12.51	13.71	13.50	12.79
		Stride length (m)	4.28	5.62	6.38	6.29	6.05
		Stride duration (s)	0.405	0.449	0.465	0.467	0.473
		Stride efficiency (%)	28.57	49.38	63.55	61.92	57.14
		Stride count	46.77	35.58	31.36	31.77	33.07

Disclaimer.

HRNZ and NZMTC and Thoroughbred Ratings Pty Ltd accepts no responsibility for the completeness or accuracy of any of the information contained herein, and makes no representations about its suitability for any particular purpose. Users should make their own judgements about those matters and/or seek independent advice. You assume all risks associated with use of the data provided on this page.

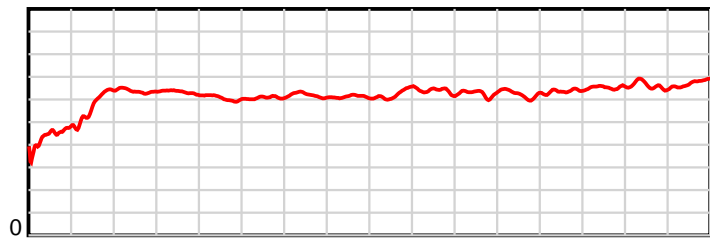
Race Results

April 15, 2017, Race 9, BRECKON FARMS / ALL STARS RACING STABLES EASTER CUP (STAND),

Distance 3200m, Addington, Survey 3200m

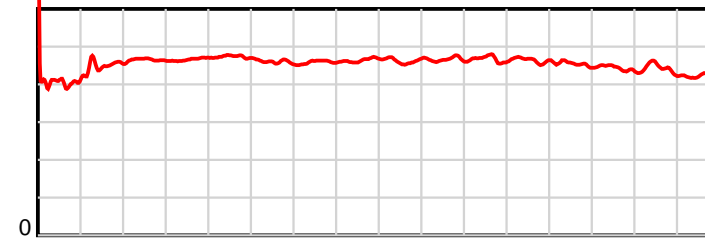
Distance to	200m to	400m to	600m to	800m to	1000m to	1200m to	1400m to	1600m to	1800m to	2000m to	2200m to	2400m to	2600m to	2800m to	3000m to	3200m to	3200m to	3200m to
6th	7	Piccadilly Pri... (6)	2000m	1800m	1600m	1400m	1200m	1000m	800m	600m	400m	200m	WP	Total or	Margin			
		Position in running (margin)	9(31.8)	9(25.3)	9(15.5)	7(9.1)	8(6.7)	9(7.5)	9(7.4)	9(7.8)	9(8.2)	8(8.1)	8(7.5)		6.40			
		Sectional time (s)	15.24	14.89	15.24	14.86	14.67	14.99	14.96	14.30	13.58	13.35	12.88					
		Cumulative time (s)	158.96	143.72	128.83	113.59	98.73	84.06	69.07	54.11	39.81	26.23	12.88	4:02.59				
		Speed (m/s)	13.12	13.43	13.12	13.46	13.63	13.34	13.37	13.99	14.73	14.98	15.53	13.19				
		Stride length (m)	6.03	6.17	6.09	6.23	6.34	6.23	6.20	6.34	6.51	6.61	6.70	6.07				
		Stride duration (s)	0.459	0.459	0.464	0.463	0.465	0.467	0.464	0.453	0.442	0.441	0.431	0.460				
		Stride efficiency (%)	56.79	59.46	57.98	60.68	62.89	60.72	60.14	62.75	66.31	68.30	70.06	57.55				
		Stride count	33.18	32.42	32.83	32.09	31.53	32.08	32.24	31.56	30.70	30.25	29.87	527.30				

10 m Stride length



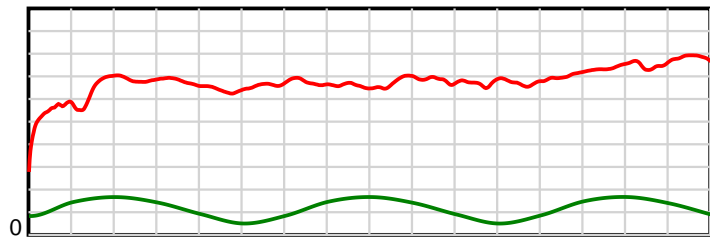
3200 m Finish

0.6 s Stride duration



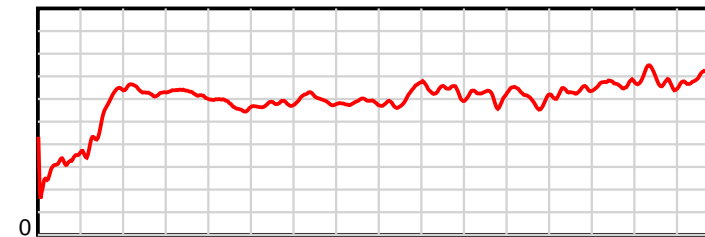
3200 m Finish

20 m/sec Speed



3200 m Finish

100 % Stride efficiency



3200 m Finish

Note: Horizontal distance axis grid lines are 200m furlongs.

Disclaimer.

HRNZ and NZMTC and Thoroughbred Ratings Pty Ltd accepts no responsibility for the completeness or accuracy of any of the information contained herein, and makes no representations about its suitability for any particular purpose. Users should make their own judgements about those matters and/or seek independent advice. You assume all risks associated with use of the data provided on this page.



Race Results



April 15, 2017, Race 9, BRECKON FARMS / ALL STARS RACING STABLES EASTER CUP (STAND),

Distance 3200m, Addington Survey 3200m

7th	9	Chase The Drea... (0)	3000m	2800m	2600m	2400m	2200m
		Position in running (margin)	-	9(28.1)	8(30.6)	8(26.5)	8(31.5)
		Sectional time (s)	23.07	15.00	14.71	14.87	15.60
		Cumulative time (s)	242.71	219.64	204.64	189.93	175.06
		Speed (m/s)	8.67	13.33	13.60	13.45	12.82
		Stride length (m)	4.59	5.85	5.94	5.99	5.70
		Stride duration (s)	0.432	0.438	0.437	0.445	0.445
		Stride efficiency (%)	32.90	53.42	55.21	56.11	50.80
		Stride count	43.59	34.21	33.65	33.38	35.08

Disclaimer.

HRNZ and NZMTC and Thoroughbred Ratings Pty Ltd accepts no responsibility for the completeness or accuracy of any of the information contained herein, and makes no representations about its suitability for any particular purpose. Users should make their own judgements about those matters and/or seek independent advice. You assume all risks associated with use of the data provided on this page.

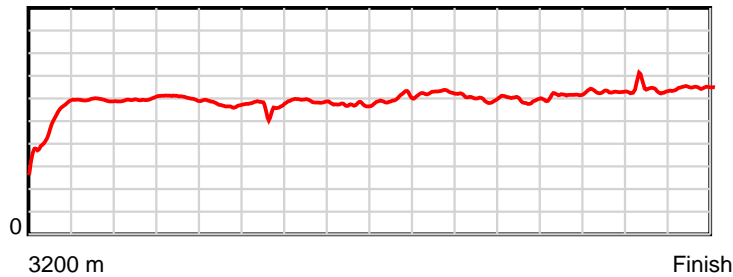
Race Results

April 15, 2017, Race 9, BRECKON FARMS / ALL STARS RACING STABLES EASTER CUP (STAND),

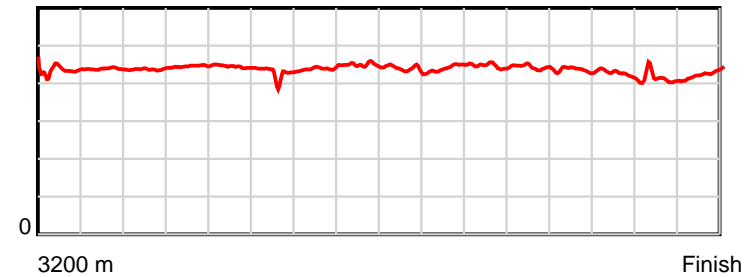
Distance 3200m, Addington Survey 3200m

Distance	7th	9	Chase The Drea... (0)	2000m to 1800m	1800m to 1600m	1600m to 1400m	1400m to 1200m	1200m to 1000m	1000m to 800m	800m to 600m	600m to 400m	400m to 200m	200m to WP	Total or Average	Margin
Position in running (margin)				8(29.3)	8(22.9)	8(13.2)	9(11.1)	9(8.0)	8(5.5)	8(5.9)	8(7.7)	8(7.1)	9(8.1)	6(5.7)	7.10
Sectional time (s)				15.24	14.89	15.97	14.74	14.11	15.09	15.17	14.15	13.76	13.04	13.30	
Cumulative time (s)				159.46	144.22	129.33	113.36	98.62	84.51	69.42	54.25	40.10	26.34	13.30	4:02.71
Speed (m/s)				13.12	13.43	12.52	13.57	14.17	13.25	13.18	14.13	14.53	15.34	15.04	13.18
Stride length (m)				5.60	5.90	5.62	5.95	6.26	5.91	5.83	6.15	6.16	6.31	6.50	5.86
Stride duration (s)				0.427	0.439	0.449	0.439	0.442	0.446	0.442	0.435	0.424	0.411	0.428	0.444
Stride efficiency (%)				49.05	54.34	49.34	55.41	61.19	54.62	53.09	59.07	59.28	62.23	66.00	53.62
Stride count				35.70	33.92	35.59	33.59	31.96	33.83	34.31	32.53	32.47	31.69	30.77	546.27

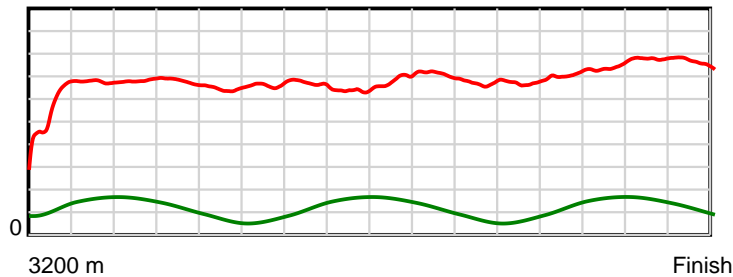
10 m Stride length



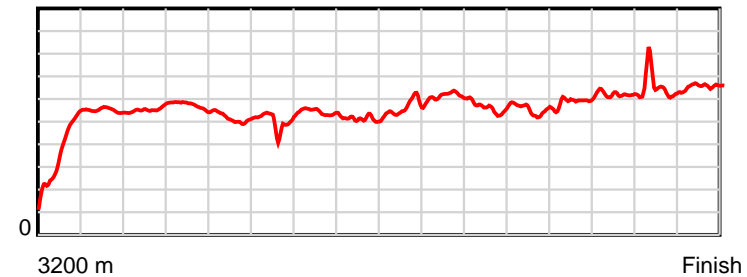
0.6 s Stride duration



20 m/sec Speed



100 % Stride efficiency



Note: Horizontal distance axis grid lines are 200m furlongs.

Disclaimer.

HRNZ and NZMTC and Thoroughbred Ratings Pty Ltd accepts no responsibility for the completeness or accuracy of any of the information contained herein, and makes no representations about its suitability for any particular purpose. Users should make their own judgements about those matters and/or seek independent advice. You assume all risks associated with use of the data provided on this page.



Race Results



April 15, 2017, Race 9, BRECKON FARMS / ALL STARS RACING STABLES EASTER CUP (STAND),

Distance 3200m, Addington Survey 3200m

8th	8	Titan Banner (8)	3000m	2800m	2600m	2400m	2200m
		Position in running (margin)	-	6(13.8)	7(19.8)	7(14.5)	7(16.5)
		Sectional time (s)	20.70	15.56	14.51	14.37	15.26
		Cumulative time (s)	243.64	222.94	207.38	192.87	178.50
		Speed (m/s)	9.66	12.85	13.78	13.92	13.11
		Stride length (m)	5.26	5.84	6.12	6.26	6.04
		Stride duration (s)	0.448	0.454	0.444	0.450	0.461
		Stride efficiency (%)	43.18	53.30	58.57	61.18	57.08
		Stride count	38.05	34.25	32.67	31.96	33.09

Disclaimer.

HRNZ and NZMTC and Thoroughbred Ratings Pty Ltd accepts no responsibility for the completeness or accuracy of any of the information contained herein, and makes no representations about its suitability for any particular purpose. Users should make their own judgements about those matters and/or seek independent advice. You assume all risks associated with use of the data provided on this page.



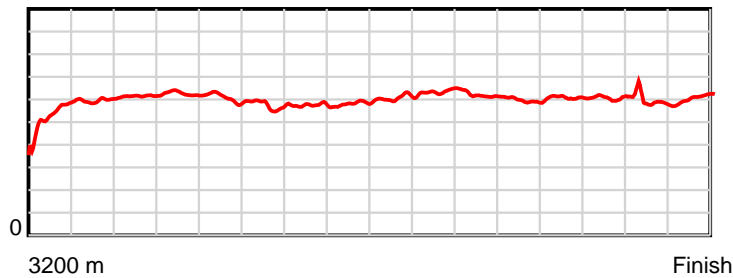
Race Results

April 15, 2017, Race 9, BRECKON FARMS / ALL STARS RACING STABLES EASTER CUP (STAND),

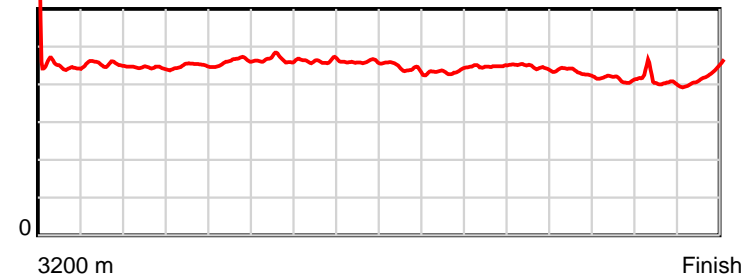
Distance 3200m, Addington, Survey 3200m

8th	8	Titan Banner (8)	2000m	1800m	1600m	1400m	1200m	1000m	800m	600m	400m	200m	WP	Total or Average	Margin
		Position in running (margin)	7(12.3)	7(13.0)	7(10.6)	8(9.6)	7(6.4)	2(1.6)	2(0.6)	2(2.4)	2(1.9)	3(3.7)	7(5.9)		12.40
		Sectional time (s)	16.43	16.12	16.15	14.73	13.73	14.86	15.18	14.16	13.91	13.81	14.16		
		Cumulative time (s)	163.24	146.81	130.69	114.54	99.81	86.08	71.22	56.04	41.88	27.97	14.16	4:03.63	
		Speed (m/s)	12.17	12.41	12.38	13.58	14.57	13.46	13.18	14.12	14.38	14.48	14.12	13.13	
		Stride length (m)	5.68	5.73	5.69	6.01	6.35	6.03	5.86	6.10	5.96	5.89	6.08	5.92	
		Stride duration (s)	0.467	0.462	0.459	0.443	0.436	0.448	0.444	0.431	0.414	0.407	0.427	0.451	
		Stride efficiency (%)	50.40	51.28	50.57	56.45	62.94	56.86	53.62	58.07	55.47	54.28	57.73	54.75	
		Stride count	35.22	34.91	35.16	33.27	31.51	33.16	34.14	32.81	33.57	33.93	32.91	540.61	

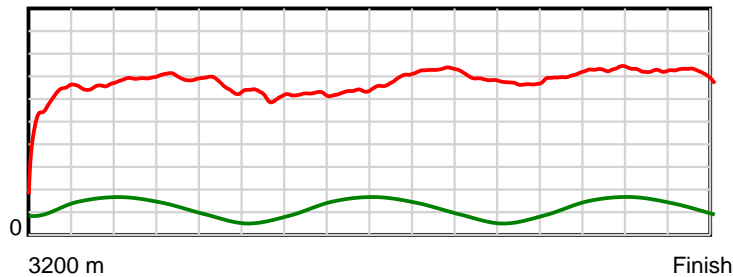
10 m Stride length



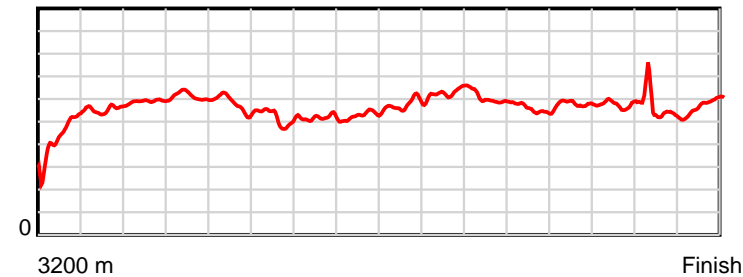
0.6 s Stride duration



20 m/sec Speed



100 % Stride efficiency



Note: Horizontal distance axis grid lines are 200m furlongs.

Disclaimer.

HRNZ and NZMTC and Thoroughbred Ratings Pty Ltd accepts no responsibility for the completeness or accuracy of any of the information contained herein, and makes no representations about its suitability for any particular purpose. Users should make their own judgements about those matters and/or seek independent advice. You assume all risks associated with use of the data provided on this page.



Race Results



April 15, 2017, Race 9, BRECKON FARMS / ALL STARS RACING STABLES EASTER CUP (STAND),

Distance 3200m, Addington Survey 3200m

9th	2	Maverick (5)	3000m	2800m	2600m	2400m	2200m
		Position in running (margin)	-	4(9.1)	5(15.3)	5(7.9)	5(9.2)
		Sectional time (s)	19.91	15.61	14.16	14.26	15.78
		Cumulative time (s)	243.92	224.01	208.40	194.24	179.98
		Speed (m/s)	10.04	12.81	14.12	14.03	12.67
		Stride length (m)	5.45	5.87	6.36	6.43	6.11
		Stride duration (s)	0.483	0.458	0.451	0.458	0.482
		Stride efficiency (%)	46.35	53.88	63.30	64.52	58.29
		Stride count	36.72	34.06	31.42	31.12	32.75

Disclaimer.

HRNZ and NZMTC and Thoroughbred Ratings Pty Ltd accepts no responsibility for the completeness or accuracy of any of the information contained herein, and makes no representations about its suitability for any particular purpose. Users should make their own judgements about those matters and/or seek independent advice. You assume all risks associated with use of the data provided on this page.

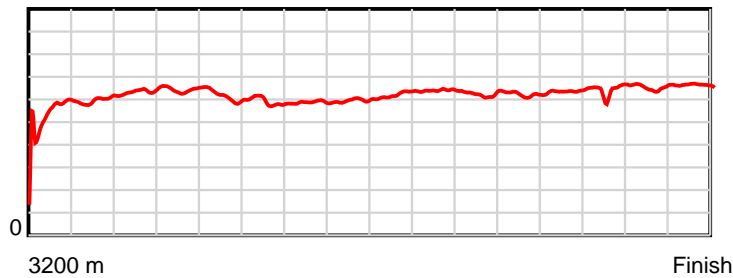
Race Results

April 15, 2017, Race 9, BRECKON FARMS / ALL STARS RACING STABLES EASTER CUP (STAND),

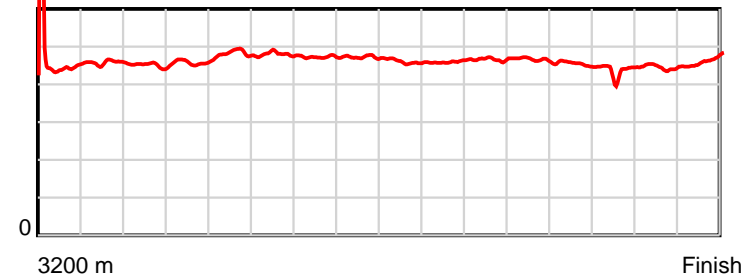
Distance 3200m, Addington, Survey 3200m

9th	2	Maverick (5)	2000m to 1800m	1800m to 1600m	1600m to 1400m	1400m to 1200m	1200m to 1000m	1000m to 800m	800m to 600m	600m to 400m	400m to 200m	200m to WP	Total or Average	Margin
		Position in running (margin)	5(8.2)	5(8.8)	4(6.5)	4(5.3)	3(3.2)	4(2.6)	4(2.8)	5(3.7)	5(4.9)	9(7.9)		14.00
		Sectional time (s)	16.43	16.12	16.12	14.91	14.43	15.06	15.06	14.22	13.80	13.94	14.11	
		Cumulative time (s)	164.20	147.77	131.65	115.53	100.62	86.19	71.13	56.07	41.85	28.05	14.11	4:03.91
		Speed (m/s)	12.17	12.41	12.41	13.41	13.86	13.28	13.28	14.06	14.49	14.35	14.17	13.12
		Stride length (m)	5.84	5.86	5.86	6.17	6.37	6.19	6.18	6.39	6.33	6.39	6.64	6.14
		Stride duration (s)	0.480	0.473	0.472	0.460	0.460	0.466	0.465	0.454	0.437	0.445	0.463	0.468
		Stride efficiency (%)	53.34	53.73	53.69	59.52	63.47	59.96	59.63	63.80	62.65	63.78	68.96	58.88
		Stride count	34.23	34.11	34.12	32.41	31.38	32.29	32.38	31.30	31.59	31.30	30.11	521.29

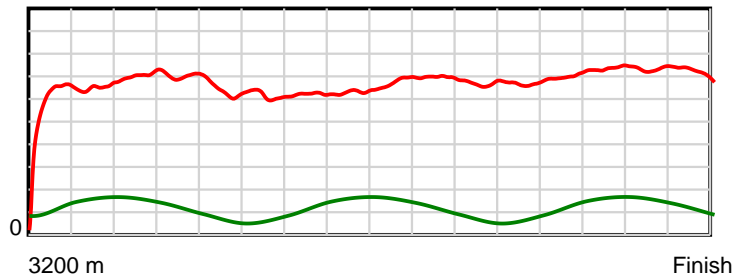
10 m Stride length



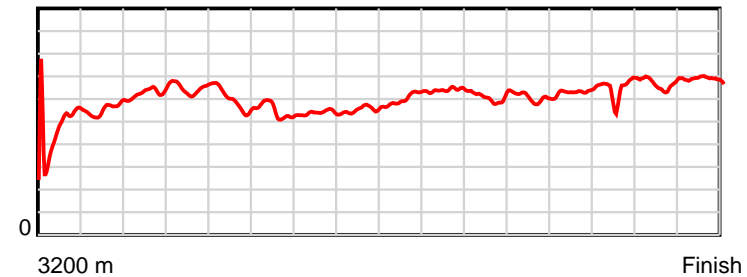
0.5 s Stride duration



20 m/sec Speed



100 % Stride efficiency



Note: Horizontal distance axis grid lines are 200m furlongs.

Disclaimer.

HRNZ and NZMTC and Thoroughbred Ratings Pty Ltd accepts no responsibility for the completeness or accuracy of any of the information contained herein, and makes no representations about its suitability for any particular purpose. Users should make their own judgements about those matters and/or seek independent advice. You assume all risks associated with use of the data provided on this page.