



Race Results

NZ Metropolitan Trotting Club Inc, HRNZ, June 30, 2017

Compilation date: June 30, 2017, 6:44:37 PM (NZST)

Copyright © 2017 HRNZ and NZMTC. All rights reserved.

Trademarks.

StrideMASTER is a registered trademark of Thoroughbred Ratings Pty Ltd.

Disclaimer.

HRNZ and NZMTC and Thoroughbred Ratings Pty Ltd accepts no responsibility for the completeness or accuracy of any of the information contained herein, and makes no representations about its suitability for any particular purpose. Users should make their own judgements about those matters and/or seek independent advice. You assume all risks associated with use of the data provided on this page.



Race Results



June 30, 2017, Race 2, ALABAR MOBILE PACE, Distance 2600m, Addington - Survey 3200m

Result	TAB no.	Horse (Barrier)	2600 to	2400m to
1st	4	Beach Skipper (4)	2400m	2200m
		Position in running (margin)	-	1(0.0)
		Sectional time (s)	13.12	14.55
		Cumulative time (s)	194.67	181.55
		Speed (m/s)	15.24	13.75
		Stride length (m)	6.77	6.71
		Stride duration (s)	0.443	0.489
		Stride efficiency (%)	71.66	70.44
		Stride count	29.53	29.79

Disclaimer.

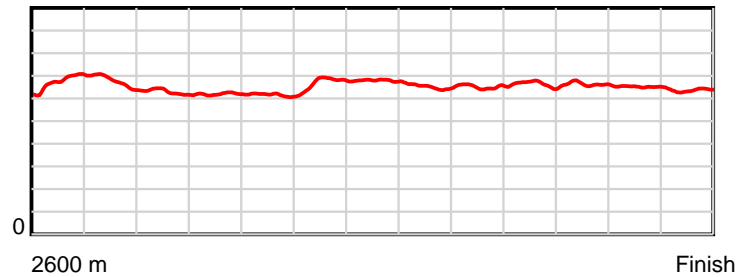
HRNZ and NZMTC and Thoroughbred Ratings Pty Ltd accepts no responsibility for the completeness or accuracy of any of the information contained herein, and makes no representations about its suitability for any particular purpose. Users should make their own judgements about those matters and/or seek independent advice. You assume all risks associated with use of the data provided on this page.

Race Results

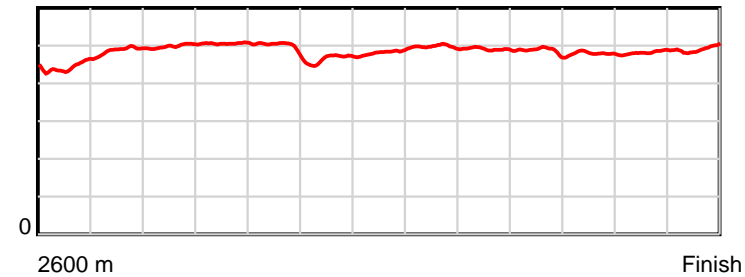
June 30, 2017, Race 2, ALABAR MOBILE PACE, Distance 2600m, Addington - Survey 3200m

Result	TAB no.	Horse (Barrier)	2200m to	2000m to	1800m to	1600m to	1400m to	1200m to	1000m to	800m to	600m to	400m to	200m to	Total or	Margin
1st	4	Beach Skipper (4)	2000m	1800m	1600m	1400m	1200m	1000m	800m	600m	400m	200m	WP	Average	
		Position in running (margin)	1(0.0)	1(0.0)	1(0.0)	1(0.0)	1(0.0)	1(0.0)	1(0.0)	1(0.0)	1(0.0)	1(0.0)	1(0.0)		0.00
		Sectional time (s)	15.93	16.58	16.48	13.95	14.29	15.06	15.16	14.67	14.66	14.84	15.38		
		Cumulative time (s)	167.00	151.07	134.49	118.01	104.06	89.77	74.71	59.55	44.88	30.22	15.38	3:14.66	
		Speed (m/s)	12.55	12.06	12.14	14.34	14.00	13.28	13.19	13.63	13.64	13.48	13.00	13.36	
		Stride length (m)	6.26	6.10	6.06	6.67	6.75	6.61	6.47	6.63	6.55	6.50	6.39	6.49	
		Stride duration (s)	0.499	0.506	0.499	0.465	0.482	0.498	0.491	0.486	0.480	0.482	0.492	0.486	
		Stride efficiency (%)	61.31	58.19	57.31	69.51	71.12	68.25	65.44	68.74	66.94	65.95	63.89	65.81	
		Stride count	31.93	32.77	33.03	29.99	29.65	30.26	30.90	30.15	30.56	30.79	31.28	400.63	

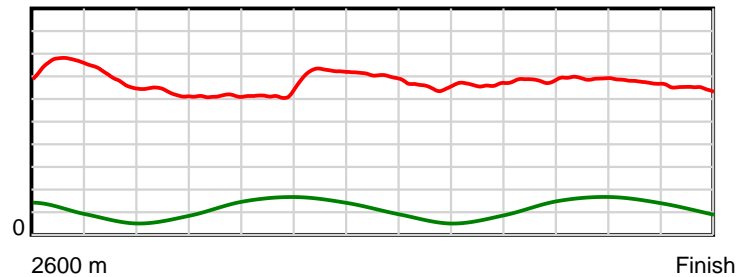
10 m Stride length



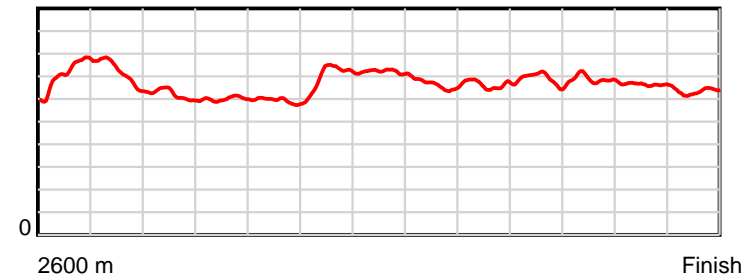
0.6 s Stride duration



20 m/sec Speed



100 % Stride efficiency



Note: Horizontal distance axis grid lines are 200m furlongs.

Disclaimer.

HRNZ and NZMTC and Thoroughbred Ratings Pty Ltd accepts no responsibility for the completeness or accuracy of any of the information contained herein, and makes no representations about its suitability for any particular purpose. Users should make their own judgements about those matters and/or seek independent advice. You assume all risks associated with use of the data provided on this page.



Race Results



June 30, 2017, Race 2, ALABAR MOBILE PACE, Distance 2600m, Addington - Survey 3200m

Result	TAB no.	Horse (Barrier)	2600 to	2400m to
2nd	1	Honour The Bet (1)	2400m	2200m
		Position in running (margin)	-	2(1.3)
		Sectional time (s)	13.39	14.70
		Cumulative time (s)	195.07	181.68
		Speed (m/s)	14.93	13.61
		Stride length (m)	6.49	6.46
		Stride duration (s)	0.430	0.474
		Stride efficiency (%)	65.72	65.11
		Stride count	30.84	30.98

Disclaimer.

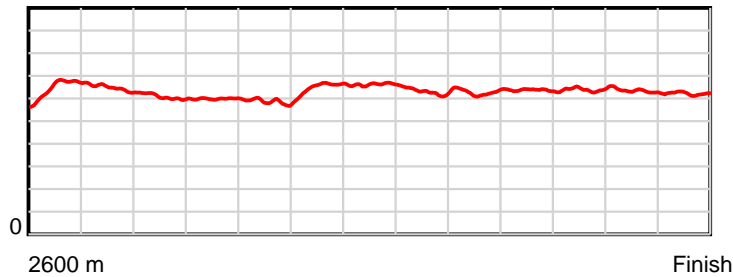
HRNZ and NZMTC and Thoroughbred Ratings Pty Ltd accepts no responsibility for the completeness or accuracy of any of the information contained herein, and makes no representations about its suitability for any particular purpose. Users should make their own judgements about those matters and/or seek independent advice. You assume all risks associated with use of the data provided on this page.

Race Results

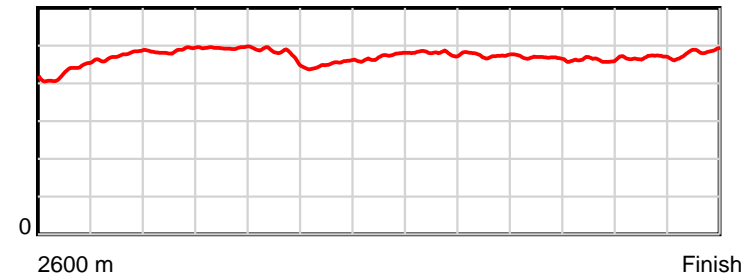
June 30, 2017, Race 2, ALABAR MOBILE PACE, Distance 2600m, Addington - Survey 3200m

Result	TAB no.	Horse (Barrier)	2200m to	2000m to	1800m to	1600m to	1400m to	1200m to	1000m to	800m to	600m to	400m to	200m to	Total or	Margin
2nd	1	Honour The Bet (1)	2000m	1800m	1600m	1400m	1200m	1000m	800m	600m	400m	200m	WP	Average	
		Position in running (margin)	2(2.2)	2(2.1)	2(2.2)	3(2.2)	3(1.8)	3(1.8)	3(2.6)	3(2.0)	3(2.2)	2(1.8)	2(1.4)		1.90
		Sectional time (s)	15.91	16.59	16.49	13.89	14.28	15.19	15.06	14.71	14.59	14.77	15.50		
		Cumulative time (s)	166.98	151.07	134.48	117.99	104.10	89.82	74.63	59.57	44.86	30.27	15.50	3:15.06	
		Speed (m/s)	12.57	12.06	12.13	14.40	14.01	13.17	13.28	13.60	13.71	13.54	12.90	13.33	
		Stride length (m)	6.12	5.95	5.81	6.49	6.60	6.32	6.30	6.36	6.34	6.34	6.23	6.29	
		Stride duration (s)	0.487	0.494	0.479	0.451	0.471	0.480	0.475	0.468	0.463	0.468	0.483	0.472	
		Stride efficiency (%)	58.54	55.41	52.82	65.91	68.03	62.44	62.08	63.16	62.82	62.83	60.58	61.74	
		Stride count	32.68	33.59	34.40	30.80	30.31	31.64	31.73	31.46	31.54	31.54	32.12	413.63	

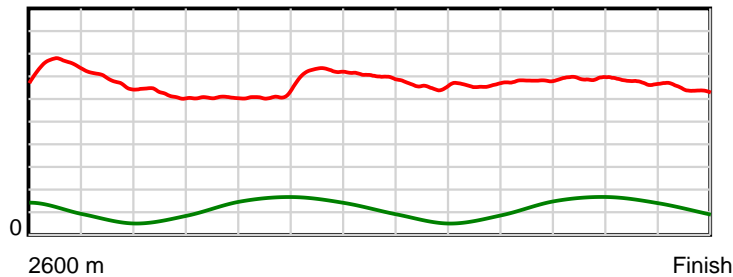
10 m Stride length



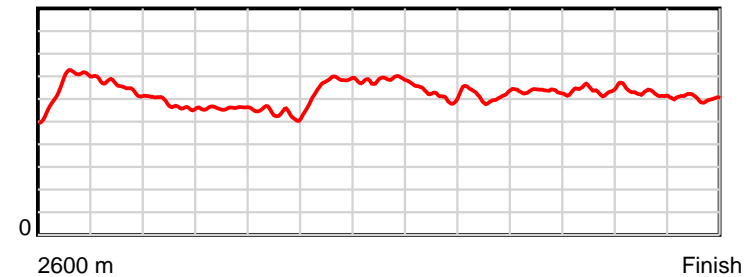
0.6 s Stride duration



20 m/sec Speed



100 % Stride efficiency



Note: Horizontal distance axis grid lines are 200m furlongs.

Disclaimer.

HRNZ and NZMTC and Thoroughbred Ratings Pty Ltd accepts no responsibility for the completeness or accuracy of any of the information contained herein, and makes no representations about its suitability for any particular purpose. Users should make their own judgements about those matters and/or seek independent advice. You assume all risks associated with use of the data provided on this page.



Race Results



June 30, 2017, Race 2, ALABAR MOBILE PACE, Distance 2600m, Addington - Survey 3200m

Result	TAB no.	Horse (Barrier)	2600 to	2400m to
3rd	2	Bettor Than Th... (2)	2400m	2200m
		Position in running (margin)	-	3(2.4)
		Sectional time (s)	13.56	14.94
		Cumulative time (s)	195.17	181.61
		Speed (m/s)	14.75	13.39
		Stride length (m)	6.52	6.35
		Stride duration (s)	0.441	0.475
		Stride efficiency (%)	66.39	63.09
		Stride count	30.68	31.48

Disclaimer.

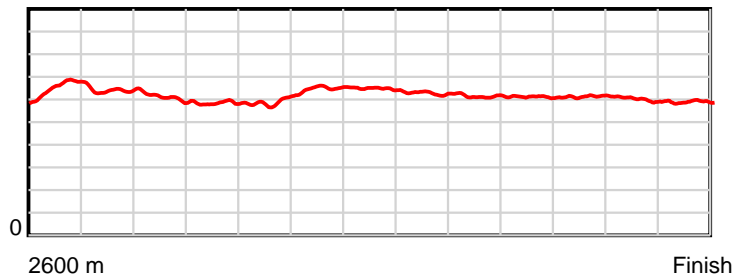
HRNZ and NZMTC and Thoroughbred Ratings Pty Ltd accepts no responsibility for the completeness or accuracy of any of the information contained herein, and makes no representations about its suitability for any particular purpose. Users should make their own judgements about those matters and/or seek independent advice. You assume all risks associated with use of the data provided on this page.

Race Results

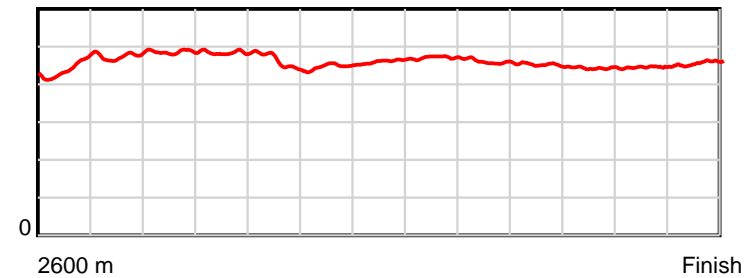
June 30, 2017, Race 2, ALABAR MOBILE PACE, Distance 2600m, Addington - Survey 3200m

Result	TAB no.	Horse (Barrier)	2200m to	2000m to	1800m to	1600m to	1400m to	1200m to	1000m to	800m to	600m to	400m to	200m to	Total or	Margin
3rd	2	Bettor Than Th... (2)	2000m	1800m	1600m	1400m	1200m	1000m	800m	600m	400m	200m	WP	Average	
		Position in running (margin)	3(4.8)	3(4.1)	3(4.3)	2(0.7)	2(1.2)	2(0.9)	2(1.3)	2(1.0)	2(1.5)	3(2.0)	3(2.3)		2.80
		Sectional time (s)	15.82	16.60	15.89	14.03	14.24	15.12	15.10	14.76	14.73	14.90	15.48		
		Cumulative time (s)	166.67	150.85	134.25	118.36	104.33	90.09	74.97	59.87	45.11	30.38	15.48	3:15.16	
		Speed (m/s)	12.64	12.05	12.59	14.26	14.04	13.23	13.25	13.55	13.58	13.42	12.92	13.32	
		Stride length (m)	6.14	5.83	5.82	6.38	6.48	6.22	6.08	6.12	6.00	5.98	5.90	6.13	
		Stride duration (s)	0.486	0.484	0.463	0.447	0.461	0.471	0.459	0.452	0.442	0.445	0.457	0.460	
		Stride efficiency (%)	58.87	53.12	53.00	63.54	65.56	60.54	57.81	58.61	56.34	55.91	54.36	58.77	
		Stride count	32.59	34.30	34.34	31.36	30.88	32.13	32.88	32.66	33.31	33.44	33.91	423.96	

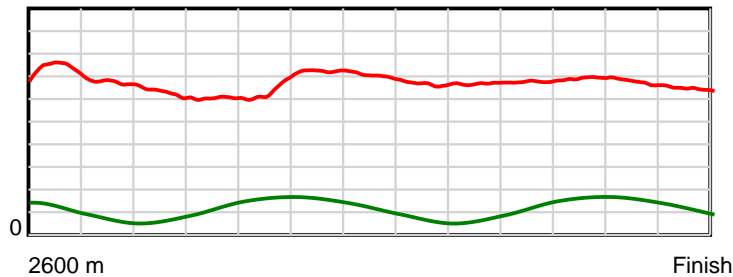
10 m Stride length



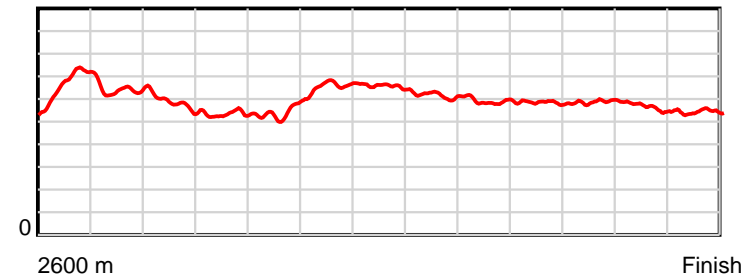
0.6 s Stride duration



20 m/sec Speed



100 % Stride efficiency



Note: Horizontal distance axis grid lines are 200m furlongs.

Disclaimer.

HRNZ and NZMTC and Thoroughbred Ratings Pty Ltd accepts no responsibility for the completeness or accuracy of any of the information contained herein, and makes no representations about its suitability for any particular purpose. Users should make their own judgements about those matters and/or seek independent advice. You assume all risks associated with use of the data provided on this page.



Race Results



June 30, 2017, Race 2, ALABAR MOBILE PACE, Distance 2600m, Addington - Survey 3200m

Result	TAB no.	Horse (Barrier)	2600 to	2400m to
4th	6	Corena Lea (6)	2400m	2200m
		Position in running (margin)	-	4(6.5)
		Sectional time (s)	14.29	14.98
		Cumulative time (s)	195.37	181.08
		Speed (m/s)	13.99	13.35
		Stride length (m)	6.40	6.28
		Stride duration (s)	0.452	0.470
		Stride efficiency (%)	64.02	61.59
		Stride count	31.25	31.86

Disclaimer.

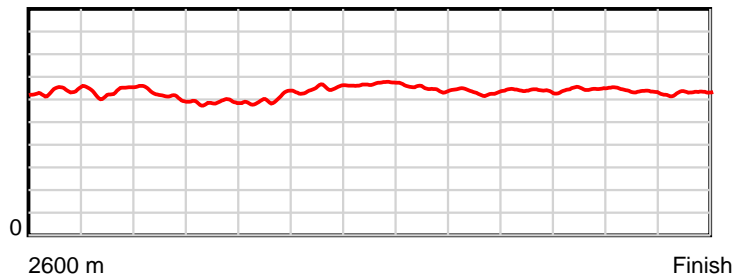
HRNZ and NZMTC and Thoroughbred Ratings Pty Ltd accepts no responsibility for the completeness or accuracy of any of the information contained herein, and makes no representations about its suitability for any particular purpose. Users should make their own judgements about those matters and/or seek independent advice. You assume all risks associated with use of the data provided on this page.

Race Results

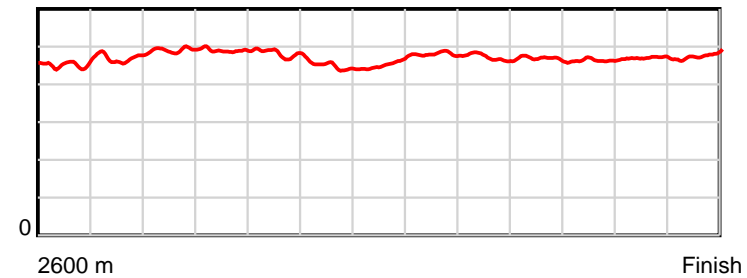
June 30, 2017, Race 2, ALABAR MOBILE PACE, Distance 2600m, Addington - Survey 3200m

Result	TAB no.	Horse (Barrier)	2200m to	2000m to	1800m to	1600m to	1400m to	1200m to	1000m to	800m to	600m to	400m to	200m to	Total or	Margin
4th	6	Corena Lea (6)	2000m	1800m	1600m	1400m	1200m	1000m	800m	600m	400m	200m	WP	Average	
		Position in running (margin)	5(9.0)	5(7.9)	5(8.3)	5(7.0)	5(7.4)	4(3.6)	4(3.2)	4(2.6)	4(3.2)	4(4.0)	4(5.2)		3.80
		Sectional time (s)	15.74	16.63	16.27	14.01	13.66	14.99	15.06	14.77	14.79	15.04	15.14		
		Cumulative time (s)	166.10	150.36	133.73	117.46	103.45	89.79	74.80	59.74	44.97	30.18	15.14	3:15.37	
		Speed (m/s)	12.71	12.03	12.29	14.28	14.64	13.34	13.28	13.54	13.52	13.30	13.21	13.31	
		Stride length (m)	6.24	5.89	5.94	6.40	6.63	6.40	6.26	6.35	6.28	6.25	6.30	6.27	
		Stride duration (s)	0.491	0.490	0.483	0.449	0.453	0.480	0.471	0.469	0.464	0.470	0.477	0.471	
		Stride efficiency (%)	60.90	54.18	55.06	64.09	68.77	64.04	61.19	62.98	61.56	60.95	62.12	61.48	
		Stride count	32.04	33.97	33.69	31.23	30.15	31.24	31.96	31.50	31.87	32.02	31.72	414.50	

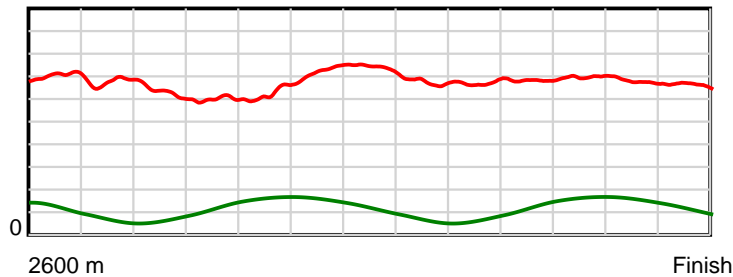
10 m Stride length



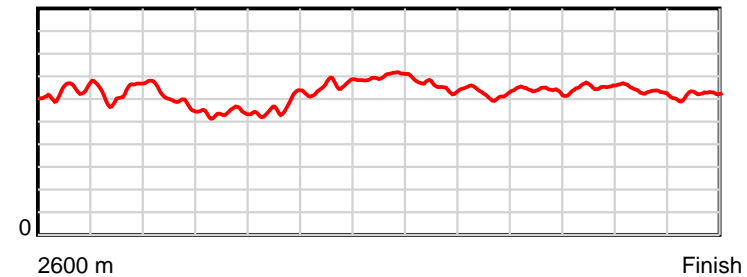
0.6 s Stride duration



20 m/sec Speed



100 % Stride efficiency



Note: Horizontal distance axis grid lines are 200m furlongs.

Disclaimer.

HRNZ and NZMTC and Thoroughbred Ratings Pty Ltd accepts no responsibility for the completeness or accuracy of any of the information contained herein, and makes no representations about its suitability for any particular purpose. Users should make their own judgements about those matters and/or seek independent advice. You assume all risks associated with use of the data provided on this page.



Race Results



June 30, 2017, Race 2, ALABAR MOBILE PACE, Distance 2600m, Addington - Survey 3200m

Result	TAB no.	Horse (Barrier)	2600 to	2400m to
5th	9	Fear Rockn (8)	2400m	2200m
		Position in running (margin)	-	7(8.9)
		Sectional time (s)	14.49	15.46
		Cumulative time (s)	195.37	180.88
		Speed (m/s)	13.80	12.94
		Stride length (m)	6.17	5.92
		Stride duration (s)	0.448	0.457
		Stride efficiency (%)	59.48	54.72
		Stride count	32.42	33.80

Disclaimer.

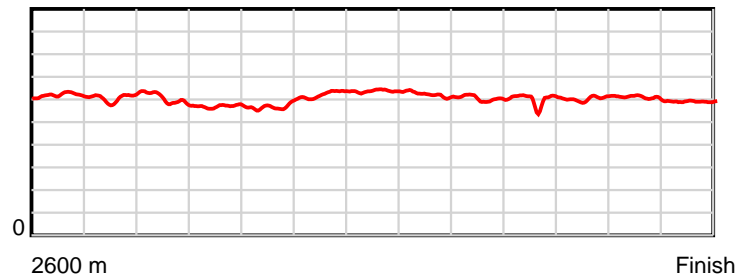
HRNZ and NZMTC and Thoroughbred Ratings Pty Ltd accepts no responsibility for the completeness or accuracy of any of the information contained herein, and makes no representations about its suitability for any particular purpose. Users should make their own judgements about those matters and/or seek independent advice. You assume all risks associated with use of the data provided on this page.

Race Results

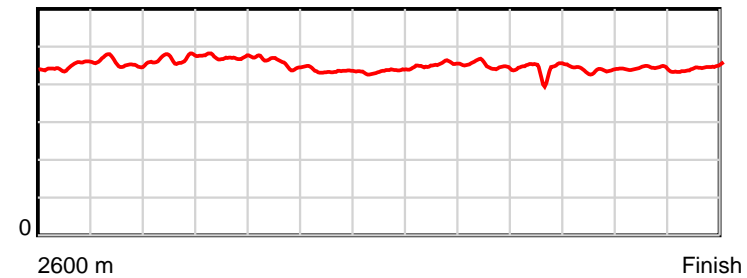
June 30, 2017, Race 2, ALABAR MOBILE PACE, Distance 2600m, Addington - Survey 3200m

Result	TAB no.	Horse (Barrier)	2200m to	2000m to	1800m to	1600m to	1400m to	1200m to	1000m to	800m to	600m to	400m to	200m to	Total or	Margin
5th	9	Fear Rockn (8)	2000m	1800m	1600m	1400m	1200m	1000m	800m	600m	400m	200m	WP	Average	
		Position in running (margin)	7(14.4)	7(12.4)	7(12.6)	7(11.3)	7(12.8)	7(9.1)	7(7.4)	7(6.5)	7(6.8)	7(7.2)	6(6.4)		3.90
		Sectional time (s)	15.59	16.62	16.26	14.19	13.67	14.78	15.01	14.72	14.73	14.70	15.15		
		Cumulative time (s)	165.42	149.83	133.21	116.95	102.76	89.09	74.31	59.30	44.58	29.85	15.15	3:15.37	
		Speed (m/s)	12.83	12.03	12.30	14.09	14.63	13.53	13.32	13.59	13.58	13.61	13.20	13.31	
		Stride length (m)	6.00	5.68	5.63	6.14	6.36	6.12	5.98	6.00	5.95	6.01	5.87	5.98	
		Stride duration (s)	0.468	0.472	0.458	0.435	0.435	0.452	0.449	0.442	0.438	0.442	0.445	0.449	
		Stride efficiency (%)	56.32	50.49	49.55	58.82	63.16	58.56	55.88	56.30	55.39	56.53	53.83	55.92	
		Stride count	33.31	35.18	35.52	32.60	31.46	32.67	33.45	33.32	33.59	33.25	34.08	434.65	

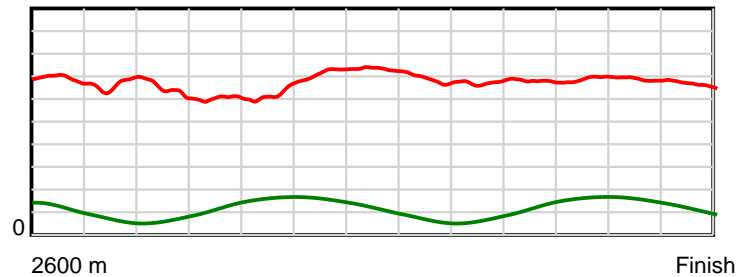
10 m Stride length



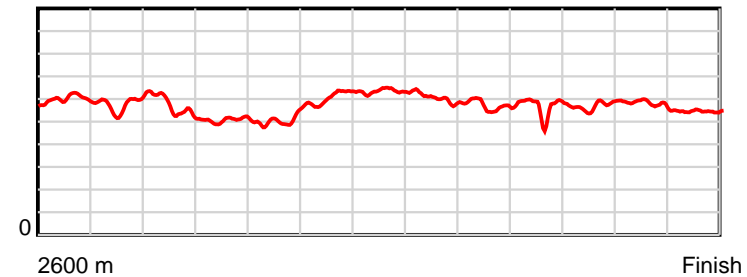
0.6 s Stride duration



20 m/sec Speed



100 % Stride efficiency



Note: Horizontal distance axis grid lines are 200m furlongs.

Disclaimer.

HRNZ and NZMTC and Thoroughbred Ratings Pty Ltd accepts no responsibility for the completeness or accuracy of any of the information contained herein, and makes no representations about its suitability for any particular purpose. Users should make their own judgements about those matters and/or seek independent advice. You assume all risks associated with use of the data provided on this page.



Race Results



June 30, 2017, Race 2, ALABAR MOBILE PACE, Distance 2600m, Addington - Survey 3200m

Result	TAB no.	Horse (Barrier)	2600 to	2400m to
6th	5	Southbrook Sta... (5)	2400m	2200m
		Position in running (margin)	-	5(6.6)
		Sectional time (s)	14.14	14.64
		Cumulative time (s)	196.17	182.03
		Speed (m/s)	14.14	13.66
		Stride length (m)	6.56	6.54
		Stride duration (s)	0.463	0.479
		Stride efficiency (%)	67.16	66.80
		Stride count	30.51	30.59

Disclaimer.

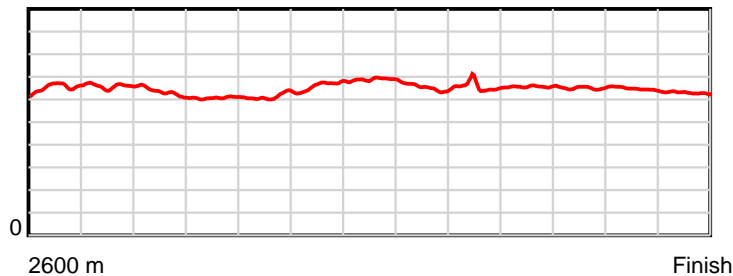
HRNZ and NZMTC and Thoroughbred Ratings Pty Ltd accepts no responsibility for the completeness or accuracy of any of the information contained herein, and makes no representations about its suitability for any particular purpose. Users should make their own judgements about those matters and/or seek independent advice. You assume all risks associated with use of the data provided on this page.

Race Results

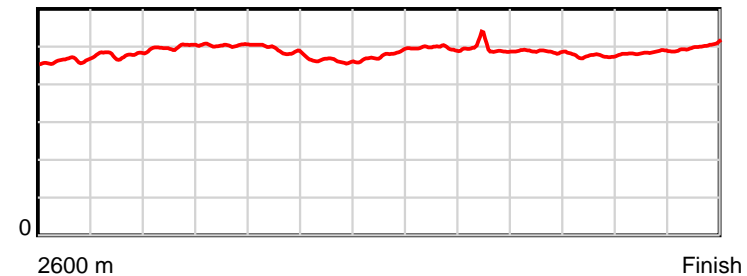
June 30, 2017, Race 2, ALABAR MOBILE PACE, Distance 2600m, Addington - Survey 3200m

Result	TAB no.	Horse (Barrier)	2200m to	2000m to	1800m to	1600m to	1400m to	1200m to	1000m to	800m to	600m to	400m to	200m to	Total or	Margin
6th	5	Southbrook Sta... (5)	2000m	1800m	1600m	1400m	1200m	1000m	800m	600m	400m	200m	WP	Average	
		Position in running (margin)	4(7.2)	4(6.4)	4(6.9)	4(5.7)	4(5.6)	5(3.6)	5(3.9)	5(4.2)	6(5.4)	6(6.0)	5(6.3)		8.30
		Sectional time (s)	15.80	16.66	16.28	13.93	13.97	15.10	15.22	14.86	14.76	14.88	15.93		
		Cumulative time (s)	167.39	151.59	134.93	118.65	104.72	90.75	75.65	60.43	45.57	30.81	15.93	3:16.16	
		Speed (m/s)	12.66	12.00	12.29	14.36	14.32	13.25	13.14	13.46	13.55	13.44	12.55	13.25	
		Stride length (m)	6.32	6.05	6.05	6.64	6.84	6.58	6.48	6.56	6.44	6.51	6.29	6.44	
		Stride duration (s)	0.499	0.504	0.492	0.462	0.478	0.497	0.493	0.487	0.475	0.484	0.501	0.486	
		Stride efficiency (%)	62.45	57.11	57.18	68.82	73.13	67.56	65.71	67.20	64.84	66.23	61.84	64.86	
		Stride count	31.64	33.08	33.06	30.14	29.24	30.42	30.84	30.50	31.05	30.72	31.79	403.58	

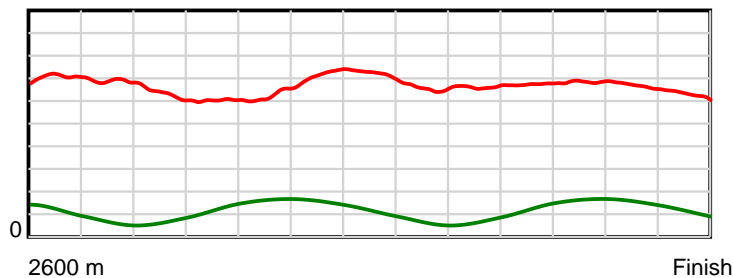
10 m Stride length



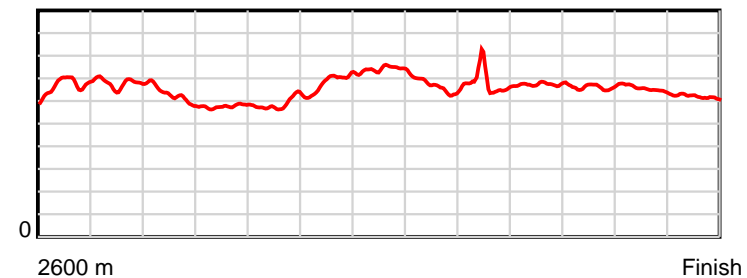
0.6 s Stride duration



20 m/sec Speed



100 % Stride efficiency



Note: Horizontal distance axis grid lines are 200m furlongs.

Disclaimer.

HRNZ and NZMTC and Thoroughbred Ratings Pty Ltd accepts no responsibility for the completeness or accuracy of any of the information contained herein, and makes no representations about its suitability for any particular purpose. Users should make their own judgements about those matters and/or seek independent advice. You assume all risks associated with use of the data provided on this page.



Race Results



June 30, 2017, Race 2, ALABAR MOBILE PACE, Distance 2600m, Addington - Survey 3200m

Result	TAB no.	Horse (Barrier)	2600 to	2400m to
7th	8	For The Corz (7)	2400m	2200m
		Position in running (margin)	-	6(7.8)
		Sectional time (s)	14.47	15.25
		Cumulative time (s)	196.67	182.20
		Speed (m/s)	13.82	13.11
		Stride length (m)	5.74	6.06
		Stride duration (s)	0.415	0.462
		Stride efficiency (%)	51.56	57.35
		Stride count	34.82	33.02

Disclaimer.

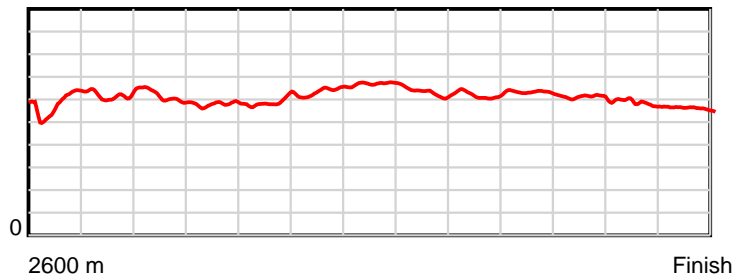
HRNZ and NZMTC and Thoroughbred Ratings Pty Ltd accepts no responsibility for the completeness or accuracy of any of the information contained herein, and makes no representations about its suitability for any particular purpose. Users should make their own judgements about those matters and/or seek independent advice. You assume all risks associated with use of the data provided on this page.

Race Results

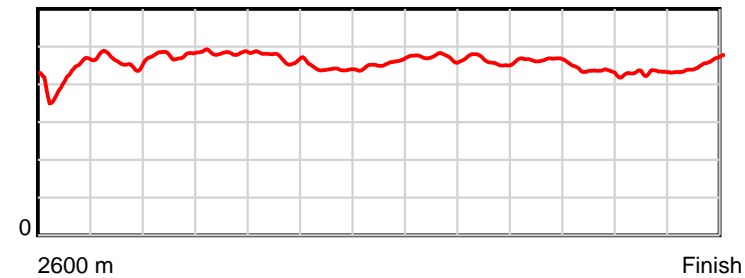
June 30, 2017, Race 2, ALABAR MOBILE PACE, Distance 2600m, Addington - Survey 3200m

Result	TAB no.	Horse (Barrier)	2200m to	2000m to	1800m to	1600m to	1400m to	1200m to	1000m to	800m to	600m to	400m to	200m to	Total or	Margin
7th	8	For The Corz (7)	2000m	1800m	1600m	1400m	1200m	1000m	800m	600m	400m	200m	WP	Average	
		Position in running (margin)	6(12.0)	6(10.1)	6(10.1)	6(8.5)	6(9.3)	6(5.1)	6(5.3)	6(4.2)	5(4.9)	5(5.4)	7(7.2)		11.10
		Sectional time (s)	15.61	16.58	16.21	14.08	13.60	15.09	14.98	14.78	14.74	15.14	16.14		
		Cumulative time (s)	166.95	151.34	134.76	118.55	104.47	90.87	75.78	60.80	46.02	31.28	16.14	3:16.66	
		Speed (m/s)	12.81	12.06	12.34	14.20	14.71	13.25	13.35	13.53	13.57	13.21	12.39	13.22	
		Stride length (m)	6.12	5.83	5.83	6.27	6.71	6.25	6.17	6.30	5.90	5.71	5.63	6.03	
		Stride duration (s)	0.478	0.484	0.472	0.441	0.456	0.471	0.462	0.466	0.435	0.432	0.454	0.456	
		Stride efficiency (%)	58.62	53.17	53.08	61.35	70.29	60.95	59.52	62.08	54.40	50.92	49.55	56.75	
		Stride count	32.66	34.29	34.32	31.92	29.82	32.02	32.41	31.73	33.90	35.03	35.52	431.46	

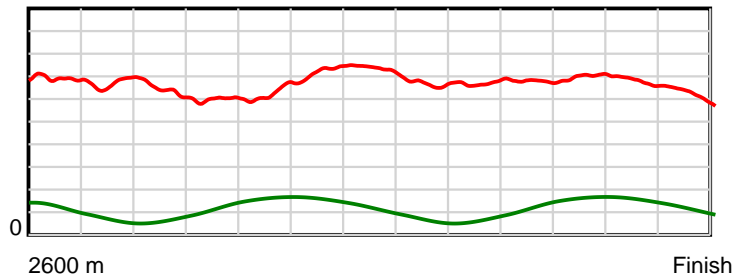
10 m Stride length



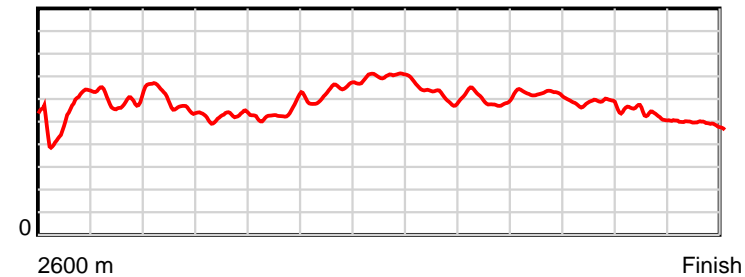
0.6 s Stride duration



20 m/sec Speed



100 % Stride efficiency



Note: Horizontal distance axis grid lines are 200m furlongs.

Disclaimer.

HRNZ and NZMTC and Thoroughbred Ratings Pty Ltd accepts no responsibility for the completeness or accuracy of any of the information contained herein, and makes no representations about its suitability for any particular purpose. Users should make their own judgements about those matters and/or seek independent advice. You assume all risks associated with use of the data provided on this page.



Race Results



June 30, 2017, Race 2, ALABAR MOBILE PACE, Distance 2600m, Addington - Survey 3200m

Result	TAB no.	Horse (Barrier)	2600 to	2400m to
8th	3	Dalness Arizon... (3)	2400m	2200m
		Position in running (margin)	-	8(11.6)
		Sectional time (s)	14.92	16.18
		Cumulative time (s)	203.07	188.15
		Speed (m/s)	13.40	12.36
		Stride length (m)	5.99	5.94
		Stride duration (s)	0.448	0.480
		Stride efficiency (%)	55.98	55.13
		Stride count	33.42	33.67

Disclaimer.

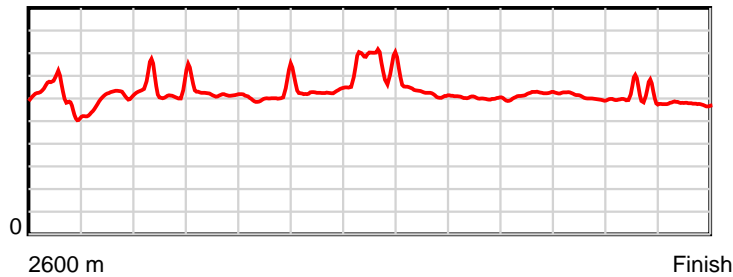
HRNZ and NZMTC and Thoroughbred Ratings Pty Ltd accepts no responsibility for the completeness or accuracy of any of the information contained herein, and makes no representations about its suitability for any particular purpose. Users should make their own judgements about those matters and/or seek independent advice. You assume all risks associated with use of the data provided on this page.

Race Results

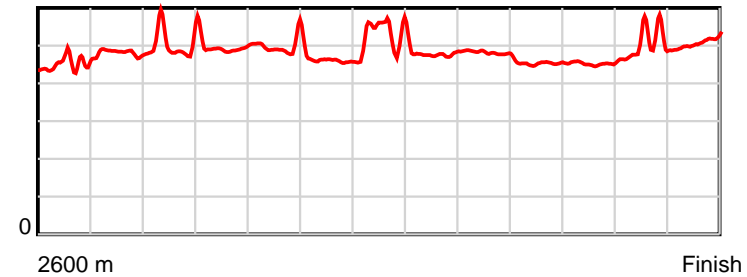
June 30, 2017, Race 2, ALABAR MOBILE PACE, Distance 2600m, Addington - Survey 3200m

Result	TAB no.	Horse (Barrier)	2200m to	2000m to	1800m to	1600m to	1400m to	1200m to	1000m to	800m to	600m to	400m to	200m to	Total or	Margin
8th	3	Dalness Arizon... (3)	2000m	1800m	1600m	1400m	1200m	1000m	800m	600m	400m	200m	WP	Average	
		Position in running (margin)	8(21.4)	8(19.5)	8(15.0)	8(14.1)	8(18.6)	8(17.3)	8(18.6)	8(23.9)	8(23.5)	8(26.6)	8(36.8)		46.60
		Sectional time (s)	15.62	15.82	16.33	14.70	14.07	15.27	16.05	14.60	15.19	16.54	17.78		
		Cumulative time (s)	171.97	156.35	140.53	124.20	109.50	95.43	80.16	64.11	49.51	34.32	17.78	3:23.06	
		Speed (m/s)	12.80	12.64	12.25	13.61	14.21	13.10	12.46	13.70	13.17	12.09	11.25	12.80	
		Stride length (m)	6.49	6.20	6.10	6.25	7.29	6.24	5.99	6.20	5.97	6.05	5.74	6.17	
		Stride duration (s)	0.506	0.490	0.498	0.460	0.513	0.476	0.481	0.452	0.453	0.500	0.510	0.482	
		Stride efficiency (%)	65.72	60.02	58.17	61.08	83.11	60.83	56.06	60.01	55.68	57.13	51.44	59.44	
		Stride count	30.84	32.27	32.78	31.99	27.42	32.06	33.39	32.27	33.50	33.08	34.86	421.55	

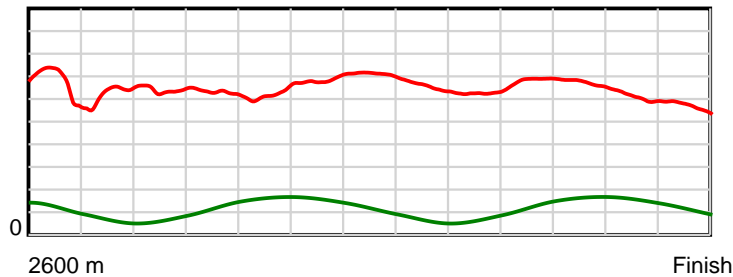
10 m Stride length



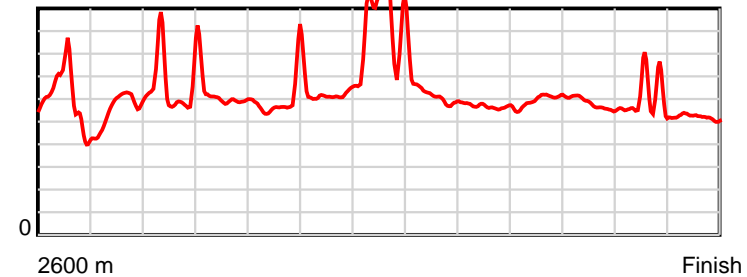
0.6 s Stride duration



20 m/sec Speed



100 % Stride efficiency



Note: Horizontal distance axis grid lines are 200m furlongs.

Disclaimer.

HRNZ and NZMTC and Thoroughbred Ratings Pty Ltd accepts no responsibility for the completeness or accuracy of any of the information contained herein, and makes no representations about its suitability for any particular purpose. Users should make their own judgements about those matters and/or seek independent advice. You assume all risks associated with use of the data provided on this page.