



## Race Results

NZ Metropolitan Trotting Club Inc, HRNZ, June 30, 2017

Compilation date: June 30, 2017, 7:46:43 PM (NZST)

Copyright © 2017 HRNZ and NZMTC. All rights reserved.

### Trademarks.

StrideMASTER is a registered trademark of Thoroughbred Ratings Pty Ltd.

### Disclaimer.

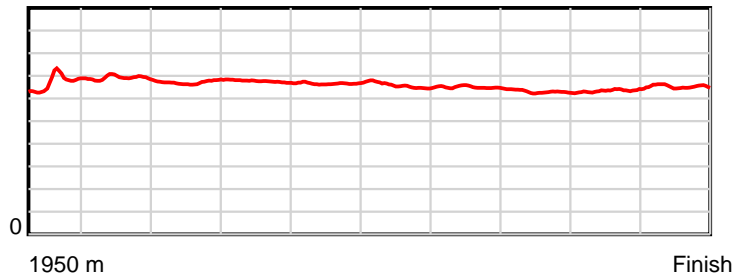
HRNZ and NZMTC and Thoroughbred Ratings Pty Ltd accepts no responsibility for the completeness or accuracy of any of the information contained herein, and makes no representations about its suitability for any particular purpose. Users should make their own judgements about those matters and/or seek independent advice. You assume all risks associated with use of the data provided on this page.

# Race Results

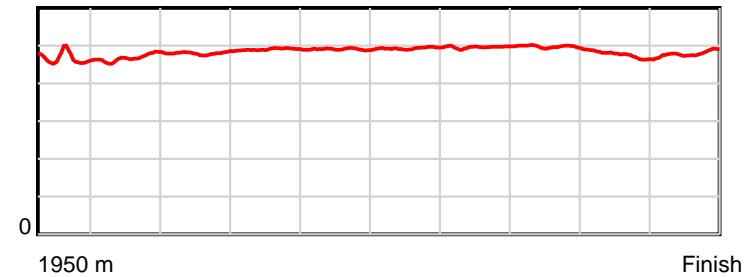
June 30, 2017, Race 4, COCA-COLA AMATIL MOBILE TROT, Distance 1950m, Addington - Survey 1950m

Result	TAB no.	Horse (Barrier)	1950 to	1800m to	1600m to	1400m to	1200m to	1000m to	800m to	600m to	400m to	200m to	Total or	Margin
1st	9	Ronald J (9)	1800m	1600m	1400m	1200m	1000m	800m	600m	400m	200m	WP	Average	
		Position in running (margin)	-	2(0.5)	1(0.0)	1(0.0)	1(0.0)	1(0.0)	1(0.0)	1(0.0)	1(0.0)	1(0.0)		0.00
		Sectional time (s)	10.30	13.88	14.30	14.66	14.84	15.15	15.30	15.91	14.87	14.68		
		Cumulative time (s)	143.89	133.59	119.71	105.41	90.75	75.91	60.76	45.46	29.55	14.68	2:23.88	
		Speed (m/s)	14.57	14.41	13.99	13.64	13.48	13.20	13.07	12.57	13.45	13.62	13.55	
		Stride length (m)	6.72	6.75	6.72	6.69	6.60	6.51	6.48	6.24	6.38	6.53	6.55	
		Stride duration (s)	0.461	0.468	0.480	0.490	0.490	0.493	0.496	0.497	0.474	0.480	0.484	
		Stride efficiency (%)	70.64	71.21	70.47	69.94	68.13	66.18	65.63	60.93	63.59	66.72	67.14	
		Stride count	22.31	29.63	29.78	29.90	30.29	30.73	30.86	32.03	31.35	30.61	297.49	

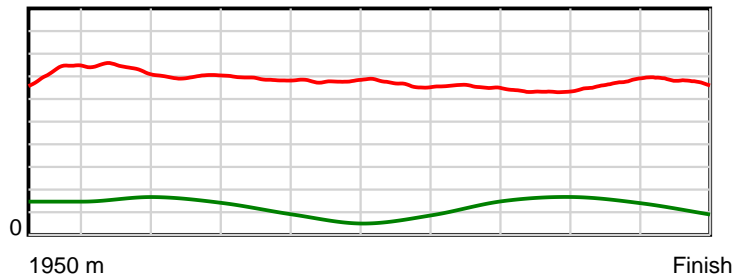
10 m Stride length



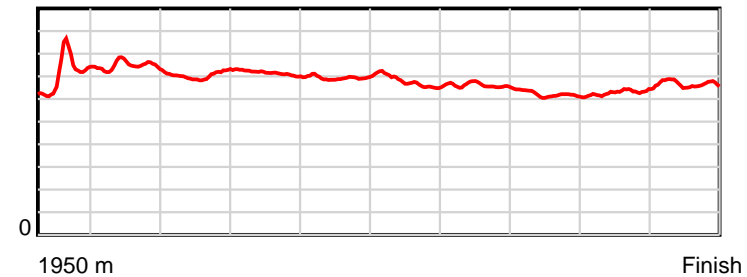
0.6 s Stride duration



20 m/sec Speed



100 % Stride efficiency



Note: Horizontal distance axis grid lines are 200m furlongs.

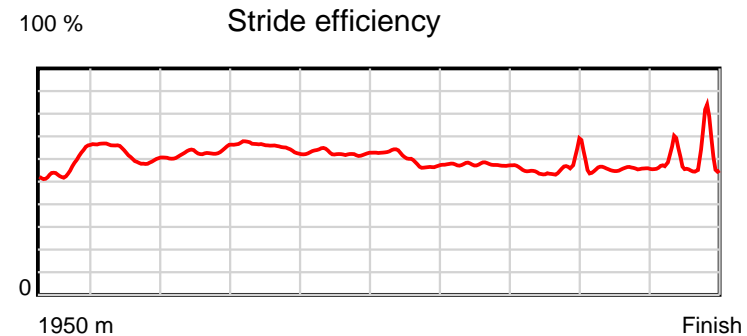
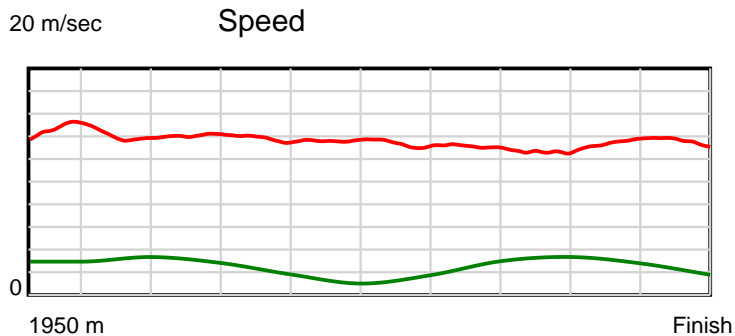
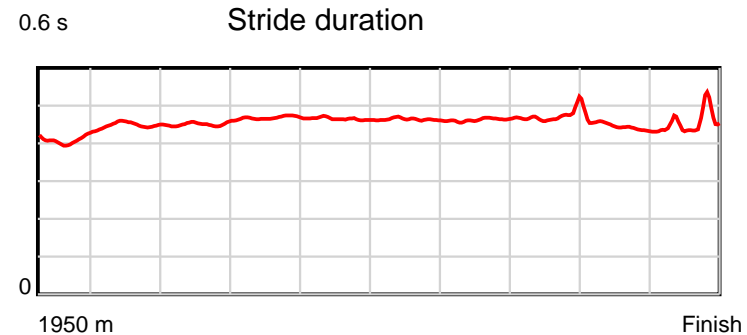
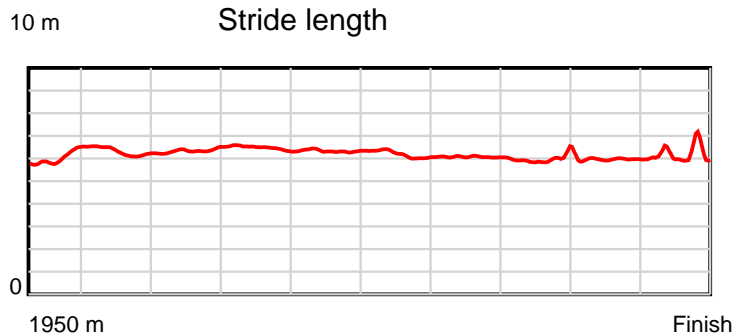
**Disclaimer.**

HRNZ and NZMTC and Thoroughbred Ratings Pty Ltd accepts no responsibility for the completeness or accuracy of any of the information contained herein, and makes no representations about its suitability for any particular purpose. Users should make their own judgements about those matters and/or seek independent advice. You assume all risks associated with use of the data provided on this page.

# Race Results

June 30, 2017, Race 4, COCA-COLA AMATIL MOBILE TROT, Distance 1950m, Addington - Survey 1950m

Result	TAB no.	Horse (Barrier)	1950 to	1800m to	1600m to	1400m to	1200m to	1000m to	800m to	600m to	400m to	200m to	Total or	Margin
2nd	7	Donsmedad (7)	1800m	1600m	1400m	1200m	1000m	800m	600m	400m	200m	WP	Average	
		Position in running (margin)	-	1(0.0)	2(3.8)	2(2.5)	2(2.1)	2(2.1)	2(2.2)	2(2.3)	2(1.7)	2(1.8)		2.10
		Sectional time (s)	10.33	14.59	14.09	14.59	14.83	15.17	15.32	15.81	14.89	14.65		
		Cumulative time (s)	144.27	133.94	119.35	105.26	90.67	75.84	60.67	45.35	29.54	14.65	2:24.27	
		Speed (m/s)	14.52	13.71	14.19	13.71	13.49	13.18	13.05	12.65	13.43	13.65	13.52	
		Stride length (m)	6.00	6.16	6.40	6.42	6.27	6.11	6.04	5.97	5.96	6.17	6.15	
		Stride duration (s)	0.409	0.449	0.451	0.468	0.465	0.463	0.463	0.472	0.444	0.452	0.455	
		Stride efficiency (%)	56.27	59.26	64.03	64.34	61.48	58.35	57.06	55.68	55.51	59.45	59.09	
		Stride count	25.00	32.48	31.24	31.17	31.89	32.73	33.10	33.51	33.56	32.42	317.10	



Note: Horizontal distance axis grid lines are 200m furlongs.

**Disclaimer.**

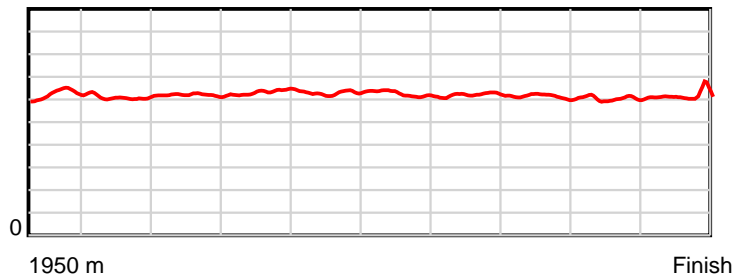
HRNZ and NZMTC and Thoroughbred Ratings Pty Ltd accepts no responsibility for the completeness or accuracy of any of the information contained herein, and makes no representations about its suitability for any particular purpose. Users should make their own judgements about those matters and/or seek independent advice. You assume all risks associated with use of the data provided on this page.

# Race Results

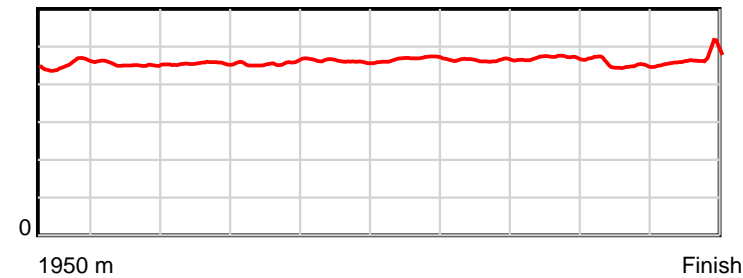
June 30, 2017, Race 4, COCA-COLA AMATIL MOBILE TROT, Distance 1950m, Addington - Survey 1950m

Result	TAB no.	Horse (Barrier)	1950 to	1800m to	1600m to	1400m to	1200m to	1000m to	800m to	600m to	400m to	200m to	Total or	Margin
3rd	5	Greenanwhite (5)	1800m	1600m	1400m	1200m	1000m	800m	600m	400m	200m	WP	Average	
		Position in running (margin)	-	6(4.4)	7(12.7)	6(13.8)	7(12.3)	7(10.5)	7(11.6)	7(9.1)	6(7.6)	4(7.8)		9.10
		Sectional time (s)	10.83	15.34	14.47	14.42	14.53	15.33	14.89	15.66	14.90	15.16		
		Cumulative time (s)	145.53	134.70	119.36	104.89	90.47	75.94	60.61	45.72	30.06	15.16	2:25.53	
		Speed (m/s)	13.85	13.04	13.82	13.87	13.76	13.05	13.43	12.77	13.42	13.19	13.40	
		Stride length (m)	6.28	5.91	6.29	6.33	6.35	6.11	6.23	6.01	6.07	6.16	6.17	
		Stride duration (s)	0.452	0.453	0.455	0.456	0.461	0.468	0.464	0.470	0.453	0.467	0.460	
		Stride efficiency (%)	61.62	54.50	61.78	62.59	62.96	58.32	60.72	56.37	57.63	59.28	59.43	
		Stride count	23.89	33.87	31.81	31.60	31.51	32.74	32.09	33.30	32.93	32.47	316.21	

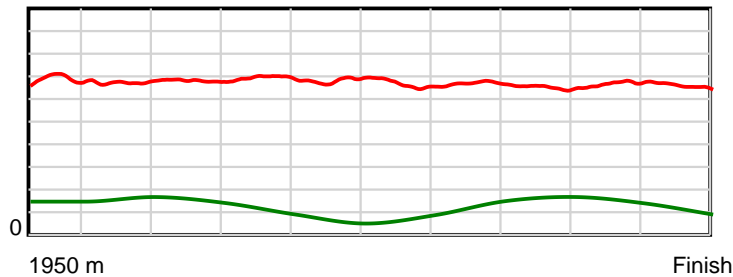
10 m Stride length



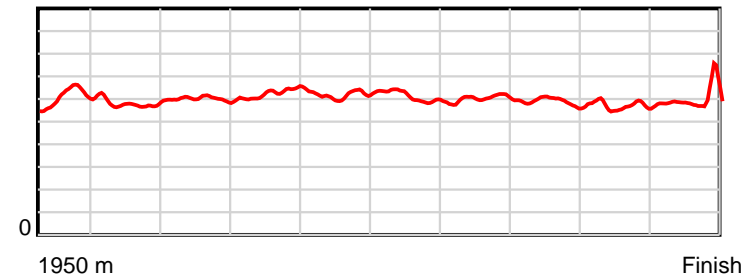
0.6 s Stride duration



20 m/sec Speed



100 % Stride efficiency



Note: Horizontal distance axis grid lines are 200m furlongs.

**Disclaimer.**

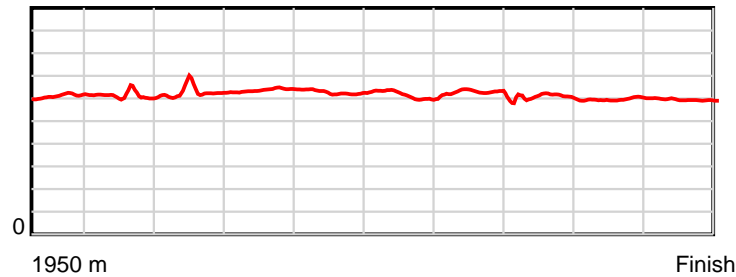
HRNZ and NZMTC and Thoroughbred Ratings Pty Ltd accepts no responsibility for the completeness or accuracy of any of the information contained herein, and makes no representations about its suitability for any particular purpose. Users should make their own judgements about those matters and/or seek independent advice. You assume all risks associated with use of the data provided on this page.

# Race Results

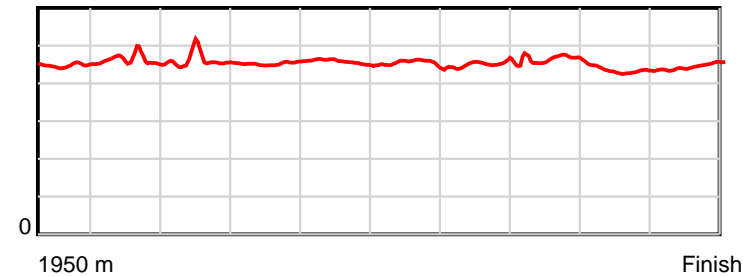
June 30, 2017, Race 4, COCA-COLA AMATIL MOBILE TROT, Distance 1950m, Addington - Survey 1950m

Result	TAB no.	Horse (Barrier)	1950 to	1800m to	1600m to	1400m to	1200m to	1000m to	800m to	600m to	400m to	200m to	Total or	Margin
4th	8	All Settled Do... (8)	1800m	1600m	1400m	1200m	1000m	800m	600m	400m	200m	WP	Average	
		Position in running (margin)	-	7(5.2)	8(14.2)	9(17.6)	9(15.2)	9(15.3)	9(14.5)	8(10.0)	7(7.8)	3(7.6)		9.40
		Sectional time (s)	11.11	15.47	14.87	14.24	14.85	15.02	14.55	15.54	14.84	15.10		
		Cumulative time (s)	145.59	134.48	119.01	104.14	89.90	75.05	60.03	45.48	29.94	15.10	2:25.59	
		Speed (m/s)	13.50	12.93	13.45	14.04	13.47	13.32	13.75	12.87	13.48	13.25	13.39	
		Stride length (m)	6.09	5.94	6.18	6.35	6.14	6.03	6.12	5.93	5.84	5.91	6.05	
		Stride duration (s)	0.448	0.459	0.459	0.452	0.456	0.453	0.446	0.461	0.434	0.446	0.452	
		Stride efficiency (%)	57.98	55.14	59.65	63.02	58.97	56.75	58.57	54.97	53.37	54.53	57.18	
		Stride count	24.62	33.67	32.37	31.49	32.56	33.19	32.67	33.72	34.22	33.86	322.37	

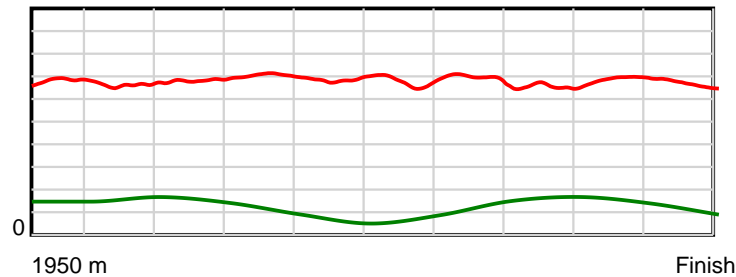
10 m Stride length



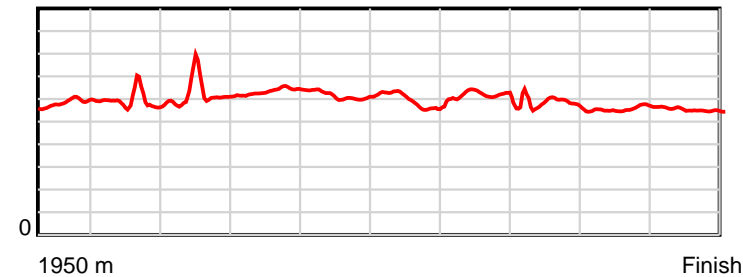
0.6 s Stride duration



20 m/sec Speed



100 % Stride efficiency



Note: Horizontal distance axis grid lines are 200m furlongs.

## Disclaimer.

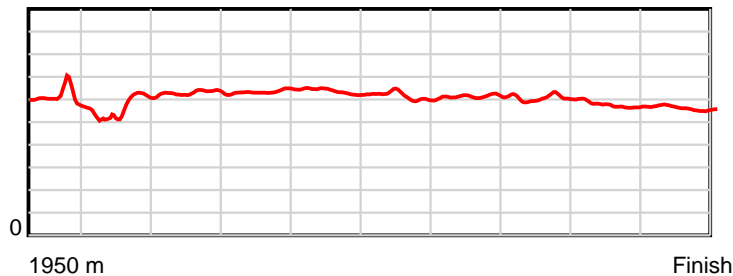
HRNZ and NZMTC and Thoroughbred Ratings Pty Ltd accepts no responsibility for the completeness or accuracy of any of the information contained herein, and makes no representations about its suitability for any particular purpose. Users should make their own judgements about those matters and/or seek independent advice. You assume all risks associated with use of the data provided on this page.

# Race Results

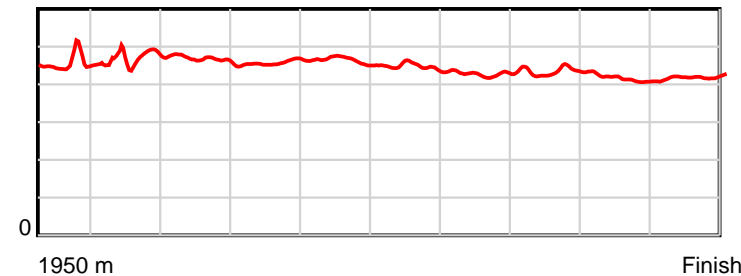
June 30, 2017, Race 4, COCA-COLA AMATIL MOBILE TROT, Distance 1950m, Addington - Survey 1950m

Result	TAB no.	Horse (Barrier)	1950 to	1800m to	1600m to	1400m to	1200m to	1000m to	800m to	600m to	400m to	200m to	Total or	Margin
5th	4	<b>Rum In The Sun (4)</b>	<b>1800m</b>	<b>1600m</b>	<b>1400m</b>	<b>1200m</b>	<b>1000m</b>	<b>800m</b>	<b>600m</b>	<b>400m</b>	<b>200m</b>	<b>WP</b>	<b>Average</b>	
		Position in running (margin)	-	8(5.9)	12(24.9)	12(29.0)	12(27.4)	12(25.9)	12(23.1)	11(15.1)	9(8.4)	6(8.7)		9.50
		Sectional time (s)	11.29	17.12	14.98	14.39	14.59	14.67	13.97	14.80	14.92	14.87		
		Cumulative time (s)	145.60	134.31	117.19	102.21	87.82	73.23	58.56	44.59	29.79	14.87	2:25.59	
		Speed (m/s)	13.29	11.68	13.35	13.90	13.71	13.63	14.32	13.51	13.40	13.45	13.39	
		Stride length (m)	6.06	5.38	6.24	6.36	6.35	6.09	6.12	5.88	5.56	5.64	5.95	
		Stride duration (s)	0.452	0.460	0.468	0.457	0.463	0.446	0.428	0.435	0.415	0.420	0.444	
		Stride efficiency (%)	57.39	45.15	60.91	63.15	63.04	57.87	58.60	53.97	48.27	49.79	55.26	
		Stride count	24.75	37.21	32.03	31.46	31.49	32.87	32.66	34.03	35.99	35.43	327.92	

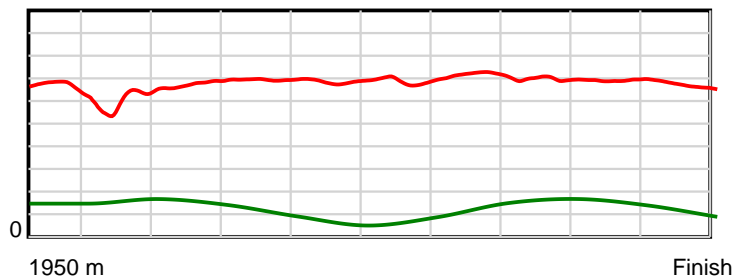
10 m Stride length



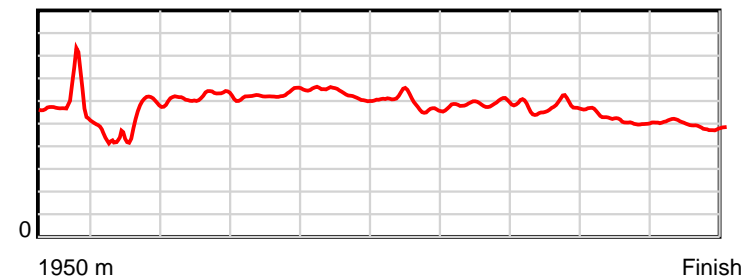
0.6 s Stride duration



20 m/sec Speed



100 % Stride efficiency



Note: Horizontal distance axis grid lines are 200m furlongs.

## Disclaimer.

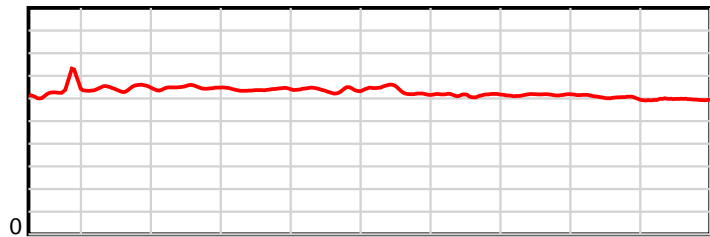
HRNZ and NZMTC and Thoroughbred Ratings Pty Ltd accepts no responsibility for the completeness or accuracy of any of the information contained herein, and makes no representations about its suitability for any particular purpose. Users should make their own judgements about those matters and/or seek independent advice. You assume all risks associated with use of the data provided on this page.

# Race Results

June 30, 2017, Race 4, COCA-COLA AMATIL MOBILE TROT, Distance 1950m, Addington - Survey 1950m

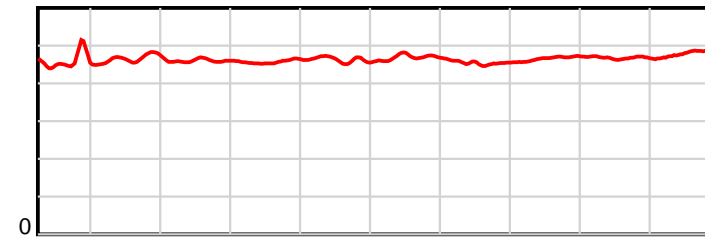
Result	TAB no.	Horse (Barrier)	1950 to	1800m to	1600m to	1400m to	1200m to	1000m to	800m to	600m to	400m to	200m to	Total or	Margin
6th	10	Idle Moose (10)	1800m	1600m	1400m	1200m	1000m	800m	600m	400m	200m	WP	Average	
		Position in running (margin)	-	9(6.0)	5(9.9)	5(10.4)	5(8.6)	5(8.5)	5(8.8)	4(6.0)	3(3.1)	5(8.0)		15.90
		Sectional time (s)	11.16	14.61	14.37	14.36	14.83	15.20	14.84	15.42	15.69	16.27		
		Cumulative time (s)	146.75	135.59	120.98	106.61	92.25	77.42	62.22	47.38	31.96	16.27	2:26.75	
		Speed (m/s)	13.44	13.69	13.92	13.93	13.49	13.16	13.48	12.97	12.75	12.29	13.29	
		Stride length (m)	6.35	6.38	6.40	6.37	6.24	6.17	6.12	6.05	5.96	5.92	6.19	
		Stride duration (s)	0.455	0.466	0.460	0.457	0.463	0.469	0.454	0.467	0.467	0.482	0.466	
		Stride efficiency (%)	62.98	63.61	63.95	63.39	60.84	59.58	58.51	57.25	55.49	54.83	59.83	
		Stride count	23.63	31.35	31.26	31.40	32.05	32.39	32.69	33.04	33.56	33.77	315.14	

10 m Stride length



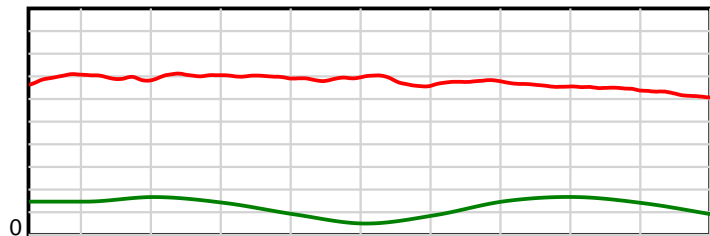
1950 m Finish

0.6 s Stride duration



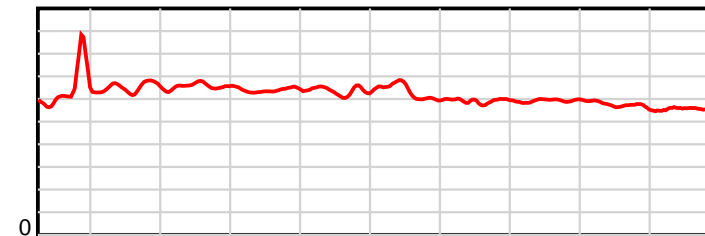
1950 m Finish

20 m/sec Speed



1950 m Finish

100 % Stride efficiency



1950 m Finish

Note: Horizontal distance axis grid lines are 200m furlongs.

## Disclaimer.

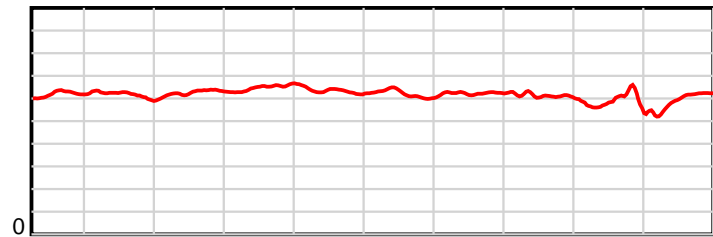
HRNZ and NZMTC and Thoroughbred Ratings Pty Ltd accepts no responsibility for the completeness or accuracy of any of the information contained herein, and makes no representations about its suitability for any particular purpose. Users should make their own judgements about those matters and/or seek independent advice. You assume all risks associated with use of the data provided on this page.

# Race Results

June 30, 2017, Race 4, COCA-COLA AMATIL MOBILE TROT, Distance 1950m, Addington - Survey 1950m

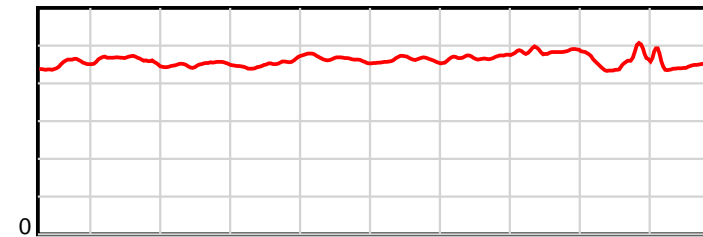
Result	TAB no.	Horse (Barrier)	1950 to	1800m to	1600m to	1400m to	1200m to	1000m to	800m to	600m to	400m to	200m to	Total or	Margin
7th	12	Bacardi N Coke (12)	1800m	1600m	1400m	1200m	1000m	800m	600m	400m	200m	WP	Average	
		Position in running (margin)	-	10(6.4)	9(14.3)	7(14.8)	6(10.6)	6(10.4)	6(9.5)	6(7.9)	8(8.1)	9(15.3)		16.60
		Sectional time (s)	11.20	15.27	14.39	13.96	14.80	15.00	15.04	15.95	16.06	15.20		
		Cumulative time (s)	146.87	135.67	120.40	106.01	92.05	77.25	62.25	47.21	31.26	15.20	2:26.87	
		Speed (m/s)	13.39	13.10	13.90	14.33	13.51	13.33	13.30	12.54	12.45	13.16	13.28	
		Stride length (m)	6.22	6.06	6.26	6.49	6.27	6.16	6.25	6.08	5.65	5.92	6.13	
		Stride duration (s)	0.450	0.462	0.450	0.453	0.464	0.462	0.470	0.485	0.453	0.450	0.461	
		Stride efficiency (%)	60.42	57.32	61.15	65.88	61.47	59.34	61.01	57.86	49.80	54.80	58.63	
		Stride count	24.12	33.02	31.97	30.80	31.89	32.46	32.01	32.87	35.43	33.77	318.34	

10 m Stride length



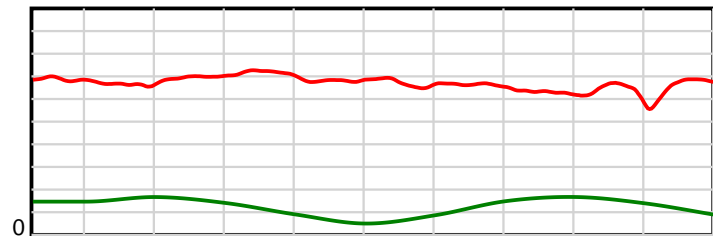
1950 m Finish

0.6 s Stride duration



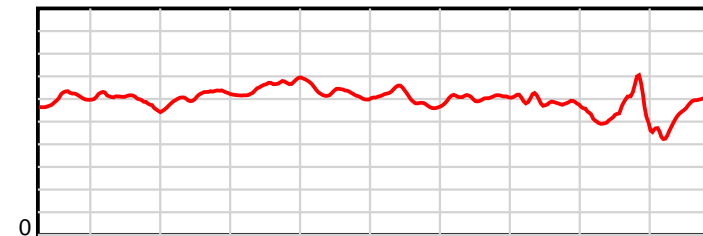
1950 m Finish

20 m/sec Speed



1950 m Finish

100 % Stride efficiency



1950 m Finish

Note: Horizontal distance axis grid lines are 200m furlongs.

## Disclaimer.

HRNZ and NZMTC and Thoroughbred Ratings Pty Ltd accepts no responsibility for the completeness or accuracy of any of the information contained herein, and makes no representations about its suitability for any particular purpose. Users should make their own judgements about those matters and/or seek independent advice. You assume all risks associated with use of the data provided on this page.

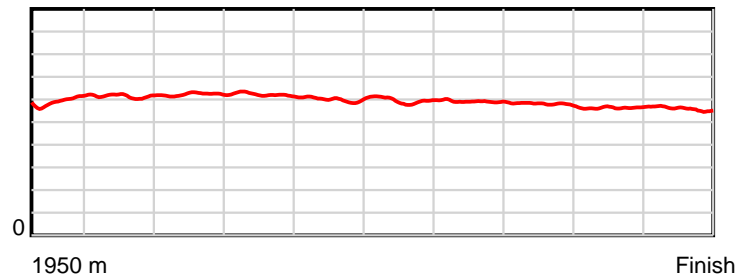


# Race Results

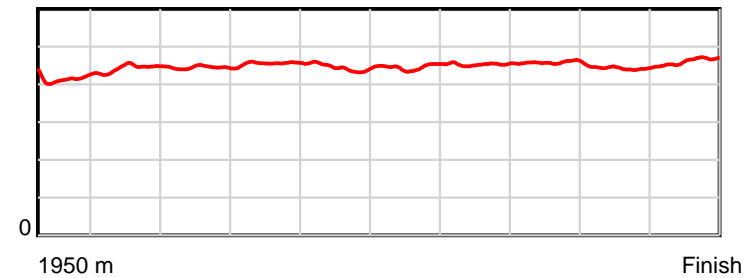
June 30, 2017, Race 4, COCA-COLA AMATIL MOBILE TROT, Distance 1950m, Addington - Survey 1950m

Result	TAB no.	Horse (Barrier)	1950 to	1800m to	1600m to	1400m to	1200m to	1000m to	800m to	600m to	400m to	200m to	Total or	Margin
8th	1	BK Dawn (1)	1800m	1600m	1400m	1200m	1000m	800m	600m	400m	200m	WP	Average	
		Position in running (margin)	-	3(1.4)	3(6.2)	3(5.1)	3(5.0)	3(4.5)	3(4.3)	3(4.2)	4(4.4)	7(9.3)		18.70
		Sectional time (s)	10.30	14.75	14.12	14.64	14.75	15.12	15.28	15.95	15.68	16.66		
		Cumulative time (s)	147.25	136.95	122.20	108.08	93.44	78.69	63.57	48.29	32.34	16.66	2:27.25	
		Speed (m/s)	14.57	13.56	14.16	13.66	13.56	13.23	13.09	12.54	12.76	12.00	13.24	
		Stride length (m)	5.93	6.01	6.29	6.23	6.03	5.90	5.93	5.74	5.65	5.54	5.92	
		Stride duration (s)	0.413	0.443	0.444	0.456	0.445	0.446	0.453	0.458	0.443	0.462	0.447	
		Stride efficiency (%)	54.99	56.44	61.83	60.64	56.79	54.34	54.97	51.50	49.89	48.04	54.69	
		Stride count	25.29	33.28	31.80	32.11	33.18	33.92	33.72	34.84	35.40	36.07	329.61	

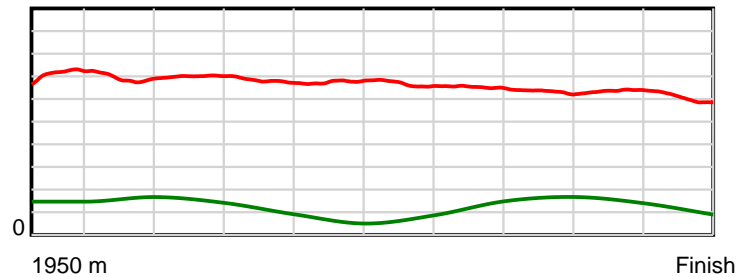
10 m Stride length



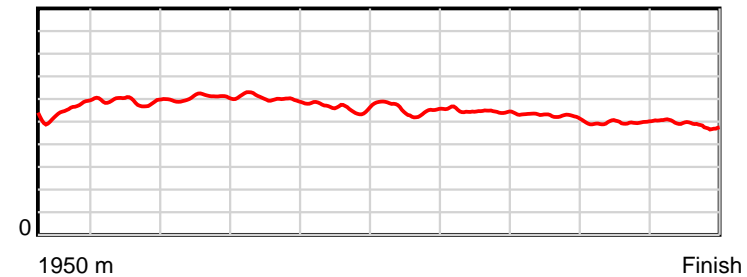
0.6 s Stride duration



20 m/sec Speed



100 % Stride efficiency



Note: Horizontal distance axis grid lines are 200m furlongs.

## Disclaimer.

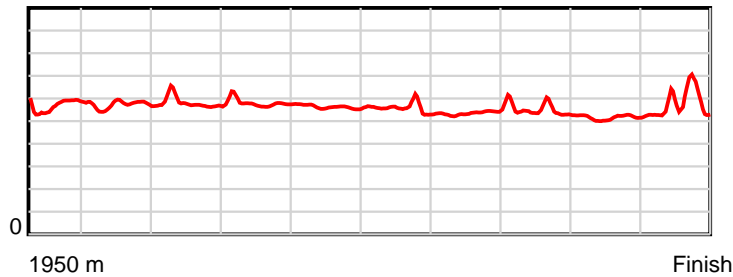
HRNZ and NZMTC and Thoroughbred Ratings Pty Ltd accepts no responsibility for the completeness or accuracy of any of the information contained herein, and makes no representations about its suitability for any particular purpose. Users should make their own judgements about those matters and/or seek independent advice. You assume all risks associated with use of the data provided on this page.

# Race Results

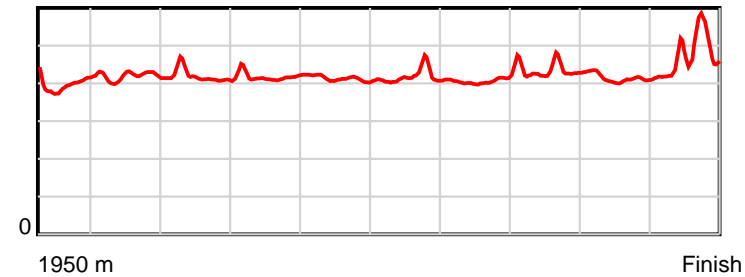
June 30, 2017, Race 4, COCA-COLA AMATIL MOBILE TROT, Distance 1950m, Addington - Survey 1950m

Result	TAB no.	Horse (Barrier)	1950 to	1800m to	1600m to	1400m to	1200m to	1000m to	800m to	600m to	400m to	200m to	Total or	Margin
9th	3	Magnifique (3)	1800m	1600m	1400m	1200m	1000m	800m	600m	400m	200m	WP	Average	
		Position in running (margin)	-	4(1.8)	4(7.4)	4(7.8)	4(7.0)	4(6.7)	5(6.1)	5(6.3)	8(12.4)			21.60
		Sectional time (s)	10.63	14.89	14.35	14.53	14.84	15.09	15.20	15.94	15.89	16.41		
		Cumulative time (s)	147.77	137.14	122.25	107.90	93.37	78.53	63.44	48.24	32.30	16.41	2:27.77	
		Speed (m/s)	14.11	13.43	13.94	13.76	13.48	13.25	13.16	12.55	12.59	12.19	13.20	
		Stride length (m)	5.60	5.63	5.80	5.72	5.55	5.51	5.34	5.42	5.20	5.61	5.53	
		Stride duration (s)	0.392	0.420	0.416	0.416	0.412	0.416	0.406	0.432	0.413	0.460	0.419	
		Stride efficiency (%)	49.01	49.59	52.55	51.21	48.21	47.40	44.61	45.85	42.30	49.15	47.82	
		Stride count	26.79	35.50	34.49	34.94	36.01	36.31	37.43	36.92	38.44	35.66	352.49	

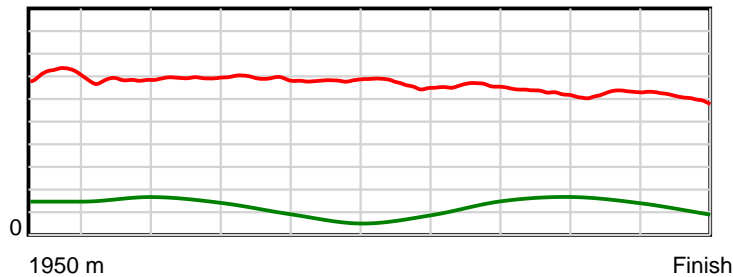
10 m Stride length



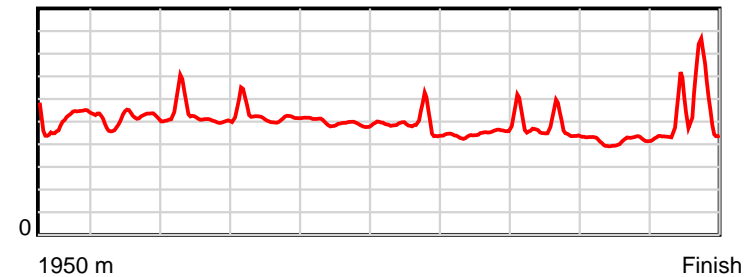
0.6 s Stride duration



20 m/sec Speed



100 % Stride efficiency



Note: Horizontal distance axis grid lines are 200m furlongs.

### Disclaimer.

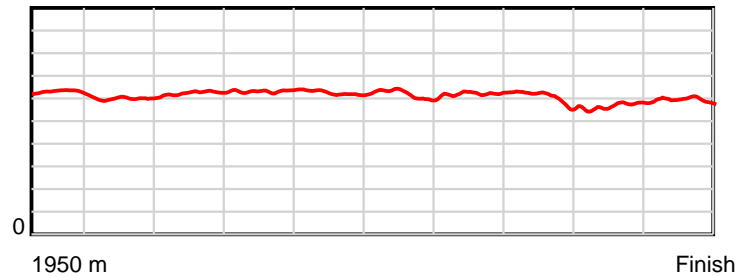
HRNZ and NZMTC and Thoroughbred Ratings Pty Ltd accepts no responsibility for the completeness or accuracy of any of the information contained herein, and makes no representations about its suitability for any particular purpose. Users should make their own judgements about those matters and/or seek independent advice. You assume all risks associated with use of the data provided on this page.

# Race Results

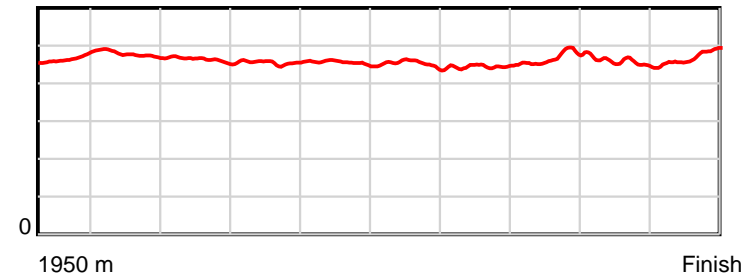
June 30, 2017, Race 4, COCA-COLA AMATIL MOBILE TROT, Distance 1950m, Addington - Survey 1950m

Result	TAB no.	Horse (Barrier)	1950 to	1800m to	1600m to	1400m to	1200m to	1000m to	800m to	600m to	400m to	200m to	Total or	Margin
10th	13	Medusa (13)	1800m	1600m	1400m	1200m	1000m	800m	600m	400m	200m	WP	Average	
		Position in running (margin)	-	11(8.9)	11(22.9)	11(27.0)	11(25.6)	11(23.3)	11(21.1)	12(15.4)	11(15.3)	10(22.2)		27.10
		Sectional time (s)	11.62	16.29	14.99	14.41	14.45	14.78	14.37	15.88	16.01	15.97		
		Cumulative time (s)	148.77	137.15	120.86	105.87	91.46	77.01	62.23	47.86	31.98	15.97	2:28.77	
		Speed (m/s)	12.91	12.28	13.34	13.88	13.84	13.53	13.92	12.59	12.49	12.52	13.11	
		Stride length (m)	6.30	5.85	6.17	6.32	6.29	6.10	6.19	5.90	5.70	5.89	6.06	
		Stride duration (s)	0.467	0.477	0.463	0.455	0.455	0.451	0.445	0.468	0.457	0.470	0.462	
		Stride efficiency (%)	62.11	53.53	59.50	62.34	61.86	58.23	59.96	54.33	50.83	54.22	57.37	
		Stride count	23.79	34.17	32.41	31.67	31.79	32.76	32.29	33.92	35.07	33.95	321.82	

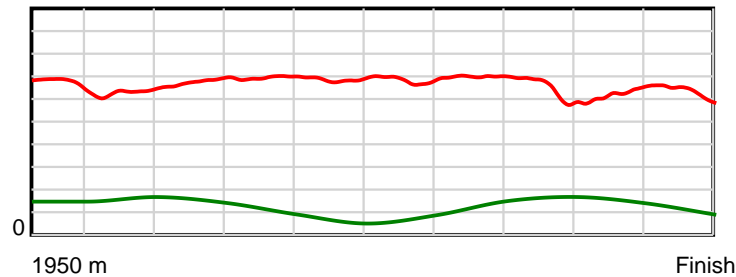
10 m Stride length



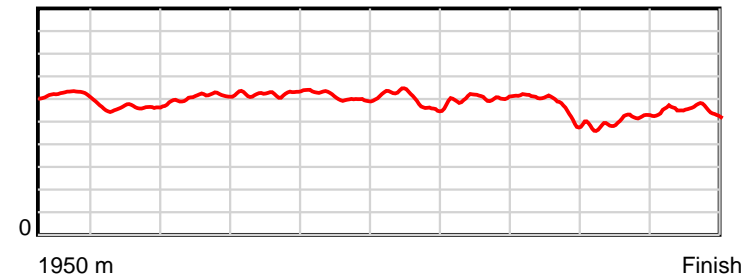
0.6 s Stride duration



20 m/sec Speed



100 % Stride efficiency



Note: Horizontal distance axis grid lines are 200m furlongs.

**Disclaimer.**

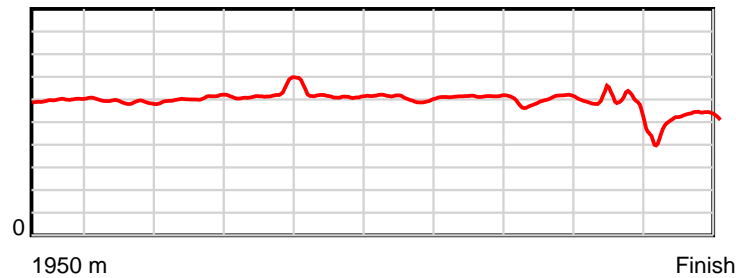
HRNZ and NZMTC and Thoroughbred Ratings Pty Ltd accepts no responsibility for the completeness or accuracy of any of the information contained herein, and makes no representations about its suitability for any particular purpose. Users should make their own judgements about those matters and/or seek independent advice. You assume all risks associated with use of the data provided on this page.

# Race Results

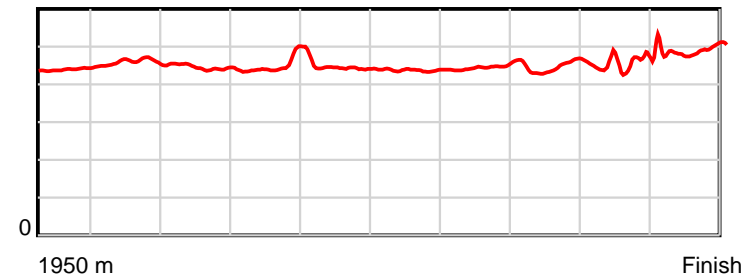
June 30, 2017, Race 4, COCA-COLA AMATIL MOBILE TROT, Distance 1950m, Addington - Survey 1950m

Result	TAB no.	Horse (Barrier)	1950 to	1800m to	1600m to	1400m to	1200m to	1000m to	800m to	600m to	400m to	200m to	Total or	Margin
11th	11	<b>Sunny Bill (11)</b>	<b>1800m</b>	<b>1600m</b>	<b>1400m</b>	<b>1200m</b>	<b>1000m</b>	<b>800m</b>	<b>600m</b>	<b>400m</b>	<b>200m</b>	<b>WP</b>	<b>Average</b>	
		Position in running (margin)	-	12(9.0)	10(20.4)	10(23.7)	10(22.3)	10(20.5)	10(17.7)	10(13.5)	10(9.7)	11(22.7)		45.30
		Sectional time (s)	11.56	15.85	14.84	14.43	14.55	14.67	14.60	15.29	17.03	19.22		
		Cumulative time (s)	152.04	140.48	124.63	109.79	95.36	80.81	66.14	51.54	36.25	19.22	2:32.03	
		Speed (m/s)	12.98	12.62	13.48	13.86	13.75	13.63	13.70	13.08	11.74	10.41	12.83	
		Stride length (m)	5.93	5.79	6.01	6.22	6.09	5.96	6.11	5.86	5.38	5.07	5.82	
		Stride duration (s)	0.440	0.459	0.446	0.449	0.443	0.437	0.446	0.448	0.458	0.487	0.454	
		Stride efficiency (%)	55.00	52.33	56.44	60.54	57.94	55.54	58.32	53.71	45.21	40.15	52.91	
		Stride count	25.28	34.56	33.28	32.13	32.84	33.55	32.74	34.11	37.18	39.46	335.13	

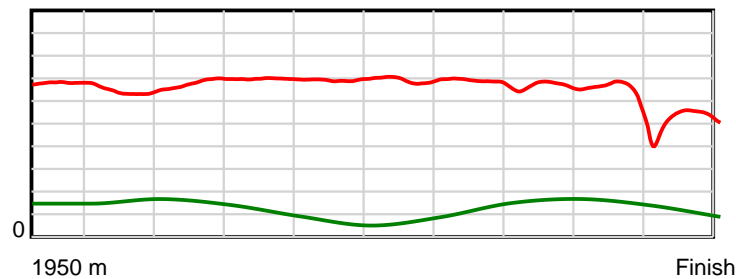
10 m Stride length



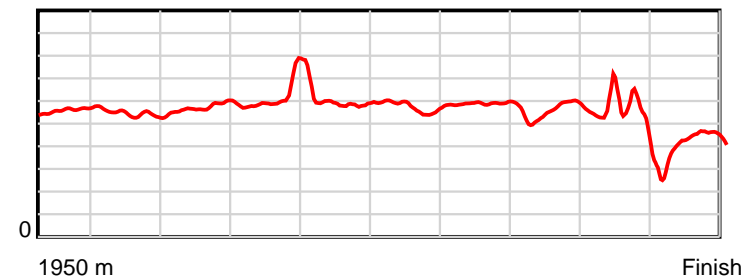
0.6 s Stride duration



20 m/sec Speed



100 % Stride efficiency



Note: Horizontal distance axis grid lines are 200m furlongs.

**Disclaimer.**

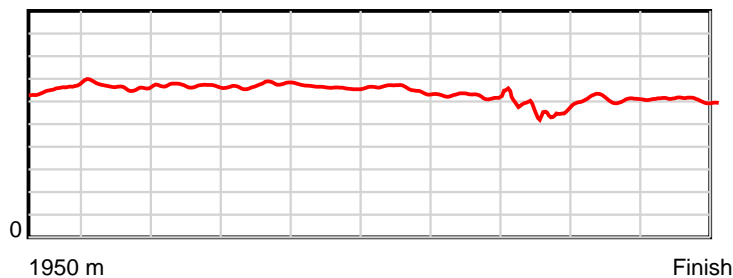
HRNZ and NZMTC and Thoroughbred Ratings Pty Ltd accepts no responsibility for the completeness or accuracy of any of the information contained herein, and makes no representations about its suitability for any particular purpose. Users should make their own judgements about those matters and/or seek independent advice. You assume all risks associated with use of the data provided on this page.

# Race Results

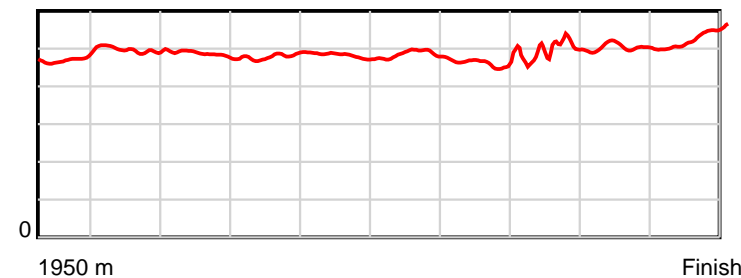
June 30, 2017, Race 4, COCA-COLA AMATIL MOBILE TROT, Distance 1950m, Addington - Survey 1950m

Result	TAB no.	Horse (Barrier)	1950 to	1800m to	1600m to	1400m to	1200m to	1000m to	800m to	600m to	400m to	200m to	Total or	Margin
12th	2	<b>Westy Boyz (2)</b>	<b>1800m</b>	<b>1600m</b>	<b>1400m</b>	<b>1200m</b>	<b>1000m</b>	<b>800m</b>	<b>600m</b>	<b>400m</b>	<b>200m</b>	<b>WP</b>	<b>Average</b>	
		Position in running (margin)	-	5(4.0)	6(11.6)	8(14.9)	8(12.9)	8(13.0)	8(13.5)	9(11.2)	12(27.3)	12(38.0)		52.20
		Sectional time (s)	10.86	15.24	14.84	14.31	14.86	15.23	14.93	18.58	16.66	17.77		
		Cumulative time (s)	153.28	142.42	127.18	112.34	98.03	83.17	67.94	53.01	34.43	17.77	2:33.28	
		Speed (m/s)	13.81	13.12	13.48	13.98	13.46	13.13	13.40	10.76	12.00	11.25	12.72	
		Stride length (m)	6.57	6.53	6.54	6.70	6.48	6.37	6.24	5.10	6.05	5.99	6.21	
		Stride duration (s)	0.471	0.498	0.485	0.480	0.481	0.485	0.466	0.474	0.504	0.533	0.488	
		Stride efficiency (%)	67.50	66.65	66.87	70.15	65.58	63.43	60.93	40.63	57.23	56.15	60.35	
		Stride count	22.82	30.62	30.57	29.85	30.87	31.39	32.03	39.22	33.05	33.36	313.78	

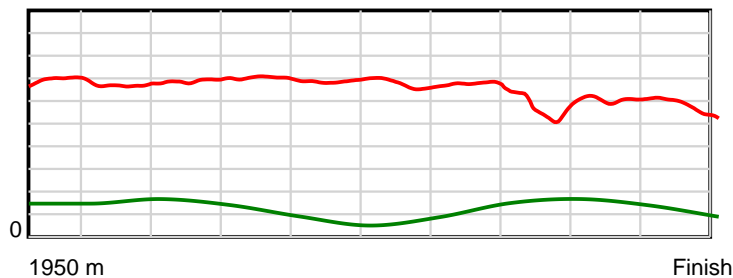
10 m Stride length



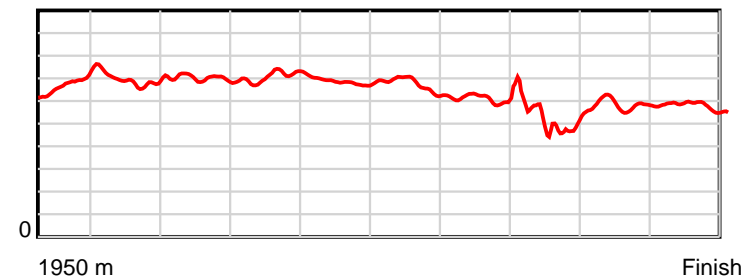
0.6 s Stride duration



20 m/sec Speed



100 % Stride efficiency



Note: Horizontal distance axis grid lines are 200m furlongs.

## Disclaimer.

HRNZ and NZMTC and Thoroughbred Ratings Pty Ltd accepts no responsibility for the completeness or accuracy of any of the information contained herein, and makes no representations about its suitability for any particular purpose. Users should make their own judgements about those matters and/or seek independent advice. You assume all risks associated with use of the data provided on this page.