



Race Results

NZ Metropolitan Trotting Club Inc, HRNZ, June 30, 2017

Compilation date: June 30, 2017, 10:41:34 PM (NZST)

Copyright © 2017 HRNZ and NZMTC. All rights reserved.

Trademarks.

StrideMASTER is a registered trademark of Thoroughbred Ratings Pty Ltd.

Disclaimer.

HRNZ and NZMTC and Thoroughbred Ratings Pty Ltd accepts no responsibility for the completeness or accuracy of any of the information contained herein, and makes no representations about its suitability for any particular purpose. Users should make their own judgements about those matters and/or seek independent advice. You assume all risks associated with use of the data provided on this page.



Race Results



June 30, 2017, Race 9, BLUE STAR TAXIS MOBILE PACE, Distance 2600m, Addington - Survey 3200m

Result	TAB no.	Horse (Barrier)	2600 to	2400m to
1st	4	Living Glory (3)	2400m	2200m
		Position in running (margin)	-	4(3.3)
		Sectional time (s)	14.58	16.35
		Cumulative time (s)	200.24	185.66
		Speed (m/s)	13.72	12.23
		Stride length (m)	6.09	5.86
		Stride duration (s)	0.444	0.479
		Stride efficiency (%)	58.04	53.73
		Stride count	32.82	34.11

Disclaimer.

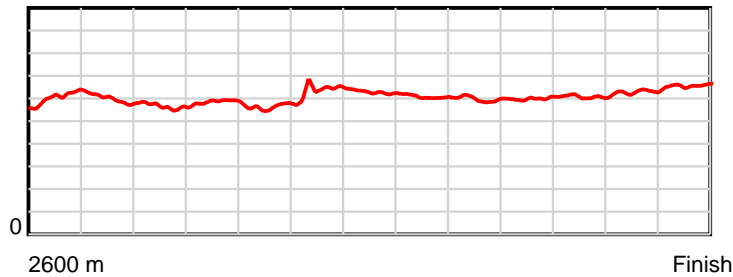
HRNZ and NZMTC and Thoroughbred Ratings Pty Ltd accepts no responsibility for the completeness or accuracy of any of the information contained herein, and makes no representations about its suitability for any particular purpose. Users should make their own judgements about those matters and/or seek independent advice. You assume all risks associated with use of the data provided on this page.

Race Results

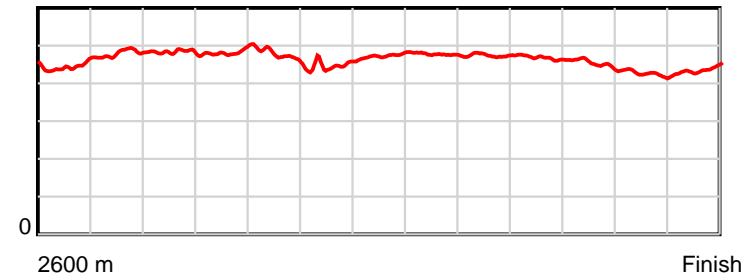
June 30, 2017, Race 9, BLUE STAR TAXIS MOBILE PACE, Distance 2600m, Addington - Survey 3200m

Result	TAB no.	Horse (Barrier)	2200m to	2000m to	1800m to	1600m to	1400m to	1200m to	1000m to	800m to	600m to	400m to	200m to	Total or	Margin
1st	4	Living Glory (3)	2000m	1800m	1600m	1400m	1200m	1000m	800m	600m	400m	200m	WP	Average	
		Position in running (margin)	4(4.0)	5(4.2)	5(6.0)	4(5.4)	1(0.0)	1(0.0)	1(0.0)	1(0.0)	1(0.0)	1(0.0)	1(0.0)		0.00
		Sectional time (s)	16.88	16.42	16.82	14.40	15.21	16.07	15.82	15.67	14.91	13.73	13.38		
		Cumulative time (s)	169.31	152.43	136.01	119.19	104.79	89.58	73.51	57.69	42.02	27.11	13.38	3:20.24	
		Speed (m/s)	11.85	12.18	11.89	13.89	13.15	12.45	12.64	12.76	13.41	14.57	14.95	12.98	
		Stride length (m)	5.73	5.88	5.67	6.18	6.23	5.93	5.99	5.97	6.06	6.20	6.53	6.02	
		Stride duration (s)	0.483	0.482	0.477	0.445	0.474	0.477	0.474	0.468	0.452	0.426	0.437	0.463	
		Stride efficiency (%)	51.29	53.94	50.19	59.59	60.62	54.98	56.12	55.72	57.34	60.08	66.70	56.57	
		Stride count	34.91	34.04	35.29	32.39	32.11	33.72	33.37	33.49	33.02	32.25	30.61	432.13	

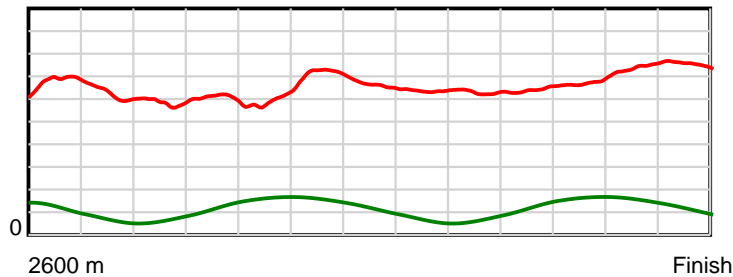
10 m Stride length



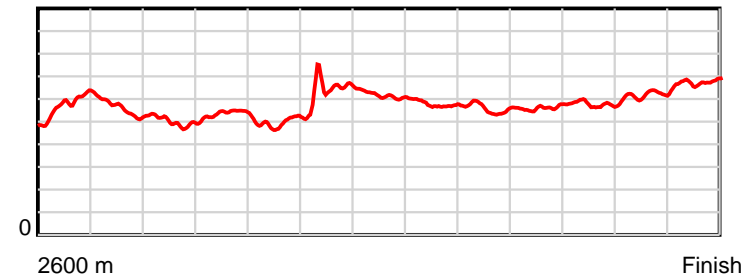
0.6 s Stride duration



20 m/sec Speed



100 % Stride efficiency



Note: Horizontal distance axis grid lines are 200m furlongs.

Disclaimer.

HRNZ and NZMTC and Thoroughbred Ratings Pty Ltd accepts no responsibility for the completeness or accuracy of any of the information contained herein, and makes no representations about its suitability for any particular purpose. Users should make their own judgements about those matters and/or seek independent advice. You assume all risks associated with use of the data provided on this page.



Race Results



June 30, 2017, Race 9, BLUE STAR TAXIS MOBILE PACE, Distance 2600m, Addington - Survey 3200m

Result	TAB no.	Horse (Barrier)	2600 to	2400m to
2nd	9	Tupelo Mississ... (8)	2400m	2200m
		Position in running (margin)	-	7(7.7)
		Sectional time (s)	15.41	16.47
		Cumulative time (s)	200.64	185.23
		Speed (m/s)	12.98	12.14
		Stride length (m)	6.59	6.26
		Stride duration (s)	0.502	0.516
		Stride efficiency (%)	67.90	61.24
		Stride count	30.34	31.95

Disclaimer.

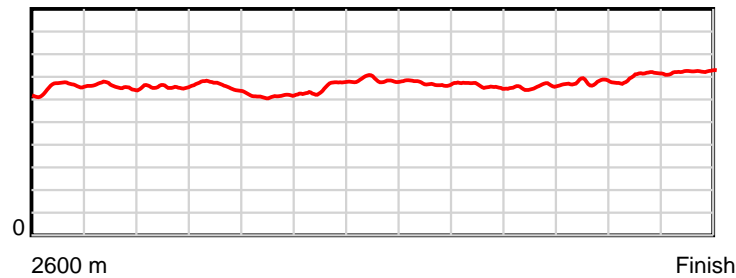
HRNZ and NZMTC and Thoroughbred Ratings Pty Ltd accepts no responsibility for the completeness or accuracy of any of the information contained herein, and makes no representations about its suitability for any particular purpose. Users should make their own judgements about those matters and/or seek independent advice. You assume all risks associated with use of the data provided on this page.

Race Results

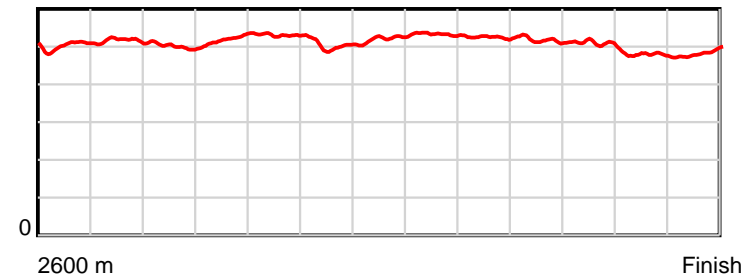
June 30, 2017, Race 9, BLUE STAR TAXIS MOBILE PACE, Distance 2600m, Addington - Survey 3200m

Result	TAB no.	Horse (Barrier)	2200m to	2000m to	1800m to	1600m to	1400m to	1200m to	1000m to	800m to	600m to	400m to	200m to	Total or	Margin
2nd	9	Tupelo Mississ... (8)	2000m	1800m	1600m	1400m	1200m	1000m	800m	600m	400m	200m	WP	Average	
		Position in running (margin)	8(9.1)	2(1.5)	1(0.0)	1(0.0)	2(2.4)	2(2.0)	2(2.3)	2(2.3)	2(2.1)	2(1.7)	2(1.8)		1.90
		Sectional time (s)	15.58	15.87	16.93	15.70	15.15	16.11	15.82	15.64	14.85	13.74	13.37		
		Cumulative time (s)	168.76	153.18	137.31	120.38	104.68	89.53	73.42	57.60	41.96	27.11	13.37	3:20.63	
		Speed (m/s)	12.84	12.60	11.81	12.74	13.20	12.41	12.64	12.79	13.47	14.56	14.96	12.96	
		Stride length (m)	6.43	6.57	6.27	6.41	6.89	6.61	6.63	6.61	6.84	6.94	7.25	6.63	
		Stride duration (s)	0.501	0.521	0.531	0.503	0.522	0.533	0.524	0.517	0.508	0.477	0.484	0.511	
		Stride efficiency (%)	64.65	67.36	61.45	64.11	74.20	68.33	68.59	68.24	73.16	75.34	82.07	68.64	
		Stride count	31.09	30.46	31.89	31.22	29.02	30.24	30.19	30.26	29.23	28.80	27.60	392.29	

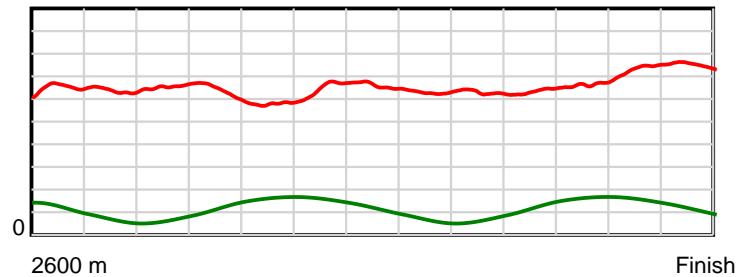
10 m Stride length



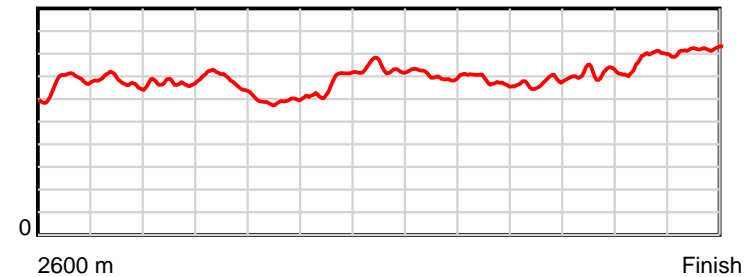
0.6 s Stride duration



20 m/sec Speed



100 % Stride efficiency



Note: Horizontal distance axis grid lines are 200m furlongs.

Disclaimer.

HRNZ and NZMTC and Thoroughbred Ratings Pty Ltd accepts no responsibility for the completeness or accuracy of any of the information contained herein, and makes no representations about its suitability for any particular purpose. Users should make their own judgements about those matters and/or seek independent advice. You assume all risks associated with use of the data provided on this page.



Race Results



June 30, 2017, Race 9, BLUE STAR TAXIS MOBILE PACE, Distance 2600m, Addington - Survey 3200m

Result	TAB no.	Horse (Barrier)	2600 to	2400m to
3rd	2	Crafty Cullen (1)	2400m	2200m
		Position in running (margin)	-	1(0.0)
		Sectional time (s)	14.24	16.24
		Cumulative time (s)	200.84	186.60
		Speed (m/s)	14.05	12.32
		Stride length (m)	6.16	5.59
		Stride duration (s)	0.430	0.454
		Stride efficiency (%)	59.28	48.86
		Stride count	32.47	35.77

Disclaimer.

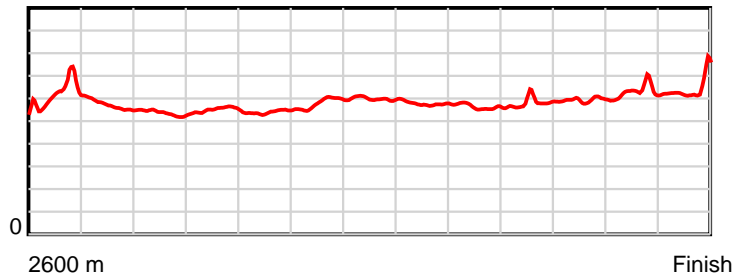
HRNZ and NZMTC and Thoroughbred Ratings Pty Ltd accepts no responsibility for the completeness or accuracy of any of the information contained herein, and makes no representations about its suitability for any particular purpose. Users should make their own judgements about those matters and/or seek independent advice. You assume all risks associated with use of the data provided on this page.

Race Results

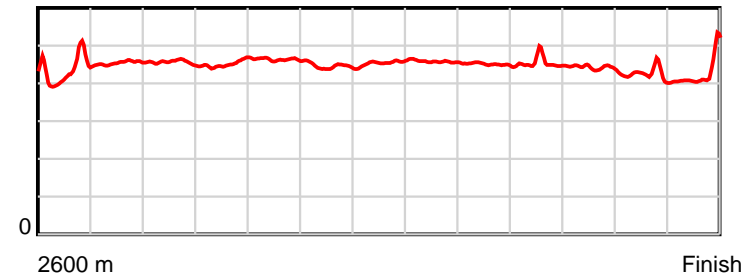
June 30, 2017, Race 9, BLUE STAR TAXIS MOBILE PACE, Distance 2600m, Addington - Survey 3200m

Result	TAB no.	Horse (Barrier)	2200m to	2000m to	1800m to	1600m to	1400m to	1200m to	1000m to	800m to	600m to	400m to	200m to	Total or	Margin
3rd	2	Crafty Cullen (1)	2000m	1800m	1600m	1400m	1200m	1000m	800m	600m	400m	200m	WP	Average	
		Position in running (margin)	1(0.0)	1(0.0)	2(1.8)	2(2.1)	3(4.1)	3(3.7)	3(4.0)	3(4.1)	4(4.0)	4(3.5)	3(3.3)		3.10
		Sectional time (s)	16.84	16.42	16.97	15.64	15.16	16.11	15.84	15.65	14.83	13.70	13.20		
		Cumulative time (s)	170.36	153.52	137.10	120.13	104.49	89.33	73.22	57.38	41.73	26.90	13.20	3:20.84	
		Speed (m/s)	11.88	12.18	11.79	12.79	13.19	12.41	12.63	12.78	13.49	14.60	15.15	12.95	
		Stride length (m)	5.42	5.50	5.46	5.70	6.00	5.68	5.69	5.78	5.96	6.16	6.47	5.80	
		Stride duration (s)	0.456	0.452	0.463	0.446	0.455	0.457	0.451	0.452	0.442	0.422	0.427	0.448	
		Stride efficiency (%)	45.89	47.29	46.50	50.78	56.28	50.42	50.56	52.20	55.51	59.22	65.35	52.51	
		Stride count	36.90	36.36	36.66	35.08	33.33	35.21	35.16	34.61	33.56	32.49	30.93	448.53	

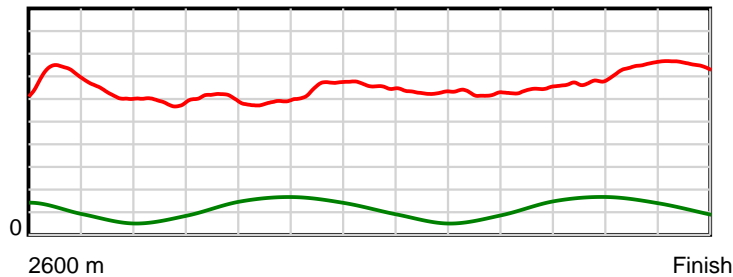
10 m Stride length



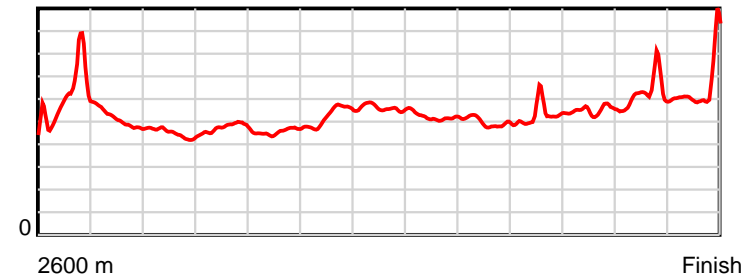
0.6 s Stride duration



20 m/sec Speed



100 % Stride efficiency



Note: Horizontal distance axis grid lines are 200m furlongs.

Disclaimer.

HRNZ and NZMTC and Thoroughbred Ratings Pty Ltd accepts no responsibility for the completeness or accuracy of any of the information contained herein, and makes no representations about its suitability for any particular purpose. Users should make their own judgements about those matters and/or seek independent advice. You assume all risks associated with use of the data provided on this page.



Race Results



June 30, 2017, Race 9, BLUE STAR TAXIS MOBILE PACE, Distance 2600m, Addington - Survey 3200m

Result	TAB no.	Horse (Barrier)	2600 to	2400m to
4th	11	My Nikayla (10)	2400m	2200m
		Position in running (margin)	-	5(5.5)
		Sectional time (s)	15.06	16.25
		Cumulative time (s)	201.04	185.98
		Speed (m/s)	13.28	12.31
		Stride length (m)	5.96	5.66
		Stride duration (s)	0.433	0.460
		Stride efficiency (%)	55.49	50.10
		Stride count	33.56	35.32

Disclaimer.

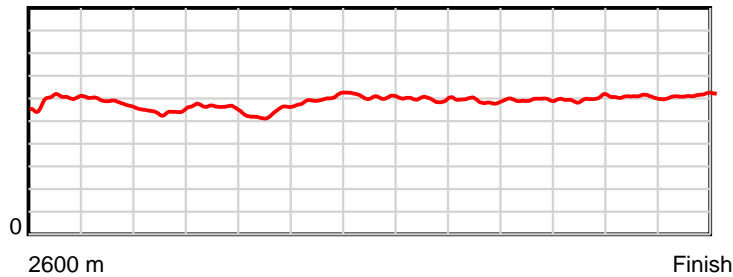
HRNZ and NZMTC and Thoroughbred Ratings Pty Ltd accepts no responsibility for the completeness or accuracy of any of the information contained herein, and makes no representations about its suitability for any particular purpose. Users should make their own judgements about those matters and/or seek independent advice. You assume all risks associated with use of the data provided on this page.

Race Results

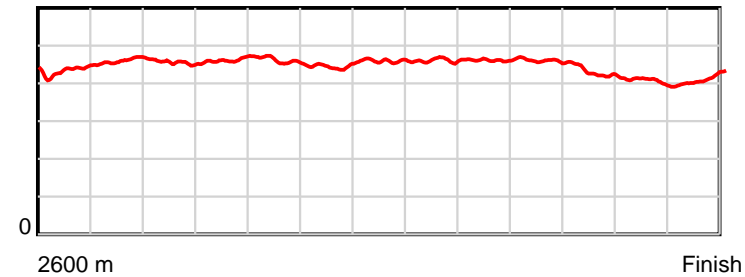
June 30, 2017, Race 9, BLUE STAR TAXIS MOBILE PACE, Distance 2600m, Addington - Survey 3200m

Result	TAB no.	Horse (Barrier)	2200m to	2000m to	1800m to	1600m to	1400m to	1200m to	1000m to	800m to	600m to	400m to	200m to	Total or	Margin
4th	11	My Nikayla (10)	2000m	1800m	1600m	1400m	1200m	1000m	800m	600m	400m	200m	WP	Average	
		Position in running (margin)	5(5.6)	6(5.9)	6(7.4)	7(9.4)	7(9.3)	7(8.8)	6(7.6)	6(6.8)	6(5.8)	3(3.2)	4(3.7)		4.00
		Sectional time (s)	16.89	16.38	17.26	15.29	15.12	15.88	15.69	15.50	14.48	13.81	13.43		
		Cumulative time (s)	169.73	152.84	136.46	119.20	103.91	88.79	72.91	57.22	41.72	27.24	13.43	3:21.03	
		Speed (m/s)	11.84	12.21	11.59	13.08	13.23	12.59	12.75	12.90	13.81	14.48	14.89	12.93	
		Stride length (m)	5.40	5.64	5.35	5.83	6.08	5.81	5.89	5.94	5.92	5.87	6.16	5.80	
		Stride duration (s)	0.456	0.462	0.462	0.446	0.460	0.461	0.462	0.460	0.428	0.405	0.413	0.448	
		Stride efficiency (%)	45.51	49.66	44.71	53.11	57.74	52.69	54.14	55.08	54.70	53.77	59.22	52.51	
		Stride count	37.06	35.48	37.39	34.31	32.90	34.44	33.98	33.69	33.80	34.10	32.49	448.52	

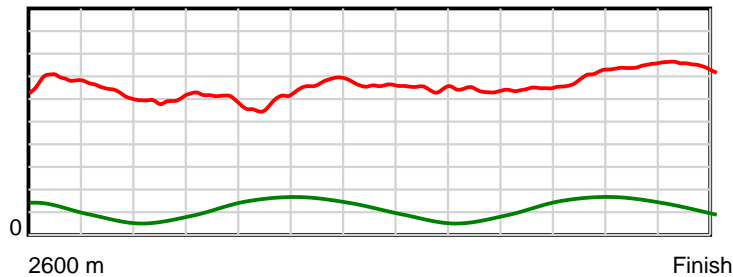
10 m Stride length



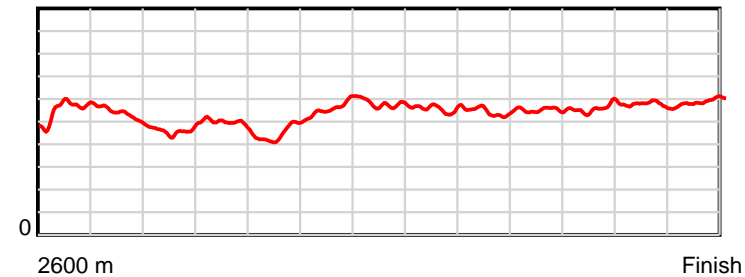
0.6 s Stride duration



20 m/sec Speed



100 % Stride efficiency



Note: Horizontal distance axis grid lines are 200m furlongs.

Disclaimer.

HRNZ and NZMTC and Thoroughbred Ratings Pty Ltd accepts no responsibility for the completeness or accuracy of any of the information contained herein, and makes no representations about its suitability for any particular purpose. Users should make their own judgements about those matters and/or seek independent advice. You assume all risks associated with use of the data provided on this page.



Race Results



June 30, 2017, Race 9, BLUE STAR TAXIS MOBILE PACE, Distance 2600m, Addington - Survey 3200m

Result	TAB no.	Horse (Barrier)	2600 to	2400m to
5th	10	Got A Beauty (9)	2400m	2200m
		Position in running (margin)	-	3(1.7)
		Sectional time (s)	14.33	16.26
		Cumulative time (s)	201.34	187.01
		Speed (m/s)	13.96	12.30
		Stride length (m)	6.26	5.89
		Stride duration (s)	0.437	0.479
		Stride efficiency (%)	61.14	54.25
		Stride count	31.97	33.94

Disclaimer.

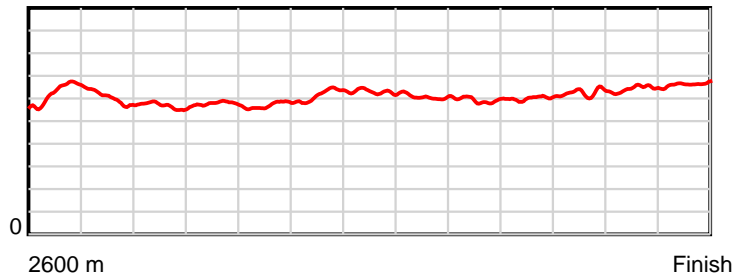
HRNZ and NZMTC and Thoroughbred Ratings Pty Ltd accepts no responsibility for the completeness or accuracy of any of the information contained herein, and makes no representations about its suitability for any particular purpose. Users should make their own judgements about those matters and/or seek independent advice. You assume all risks associated with use of the data provided on this page.

Race Results

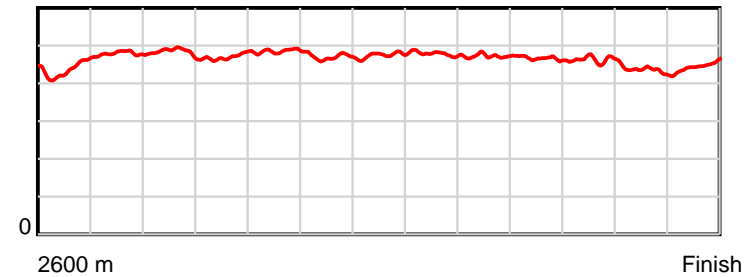
June 30, 2017, Race 9, BLUE STAR TAXIS MOBILE PACE, Distance 2600m, Addington - Survey 3200m

Result	TAB no.	Horse (Barrier)	2200m to	2000m to	1800m to	1600m to	1400m to	1200m to	1000m to	800m to	600m to	400m to	200m to	Total or	Margin
5th	10	Got A Beauty (9)	2000m	1800m	1600m	1400m	1200m	1000m	800m	600m	400m	200m	WP	Average	
		Position in running (margin)	2(1.8)	3(1.9)	3(3.6)	3(4.3)	4(5.8)	4(5.9)	5(5.8)	5(5.6)	5(5.5)	6(4.9)	5(5.8)		6.10
		Sectional time (s)	16.86	16.40	17.04	15.56	15.23	16.04	15.80	15.65	14.81	13.89	13.47		
		Cumulative time (s)	170.75	153.89	137.49	120.45	104.89	89.66	73.62	57.82	42.17	27.36	13.47	3:21.34	
		Speed (m/s)	11.86	12.20	11.74	12.85	13.13	12.47	12.66	12.78	13.50	14.40	14.85	12.91	
		Stride length (m)	5.74	5.73	5.69	6.05	6.24	5.97	5.97	5.96	6.25	6.24	6.65	6.04	
		Stride duration (s)	0.484	0.470	0.485	0.471	0.475	0.479	0.472	0.467	0.463	0.433	0.448	0.468	
		Stride efficiency (%)	51.53	51.35	50.61	57.19	60.75	55.69	55.76	55.57	61.10	60.82	69.06	56.98	
		Stride count	34.83	34.89	35.14	33.06	32.08	33.50	33.48	33.54	31.99	32.06	30.09	430.57	

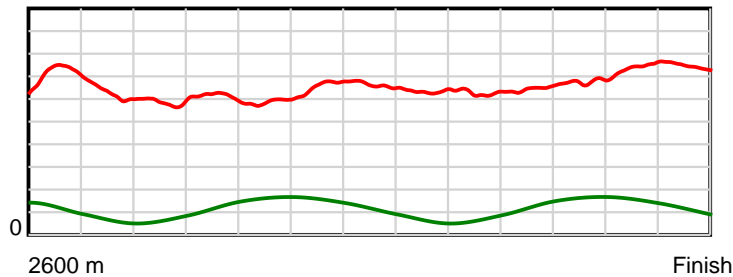
10 m Stride length



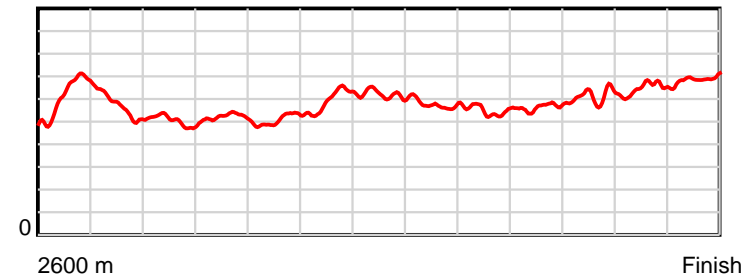
0.6 s Stride duration



20 m/sec Speed



100 % Stride efficiency



Note: Horizontal distance axis grid lines are 200m furlongs.

Disclaimer.

HRNZ and NZMTC and Thoroughbred Ratings Pty Ltd accepts no responsibility for the completeness or accuracy of any of the information contained herein, and makes no representations about its suitability for any particular purpose. Users should make their own judgements about those matters and/or seek independent advice. You assume all risks associated with use of the data provided on this page.



Race Results



June 30, 2017, Race 9, BLUE STAR TAXIS MOBILE PACE, Distance 2600m, Addington - Survey 3200m

Result	TAB no.	Horse (Barrier)	2600 to	2400m to
6th	5	Havana Moon (4)	2400m	2200m
		Position in running (margin)	-	6(6.9)
		Sectional time (s)	15.40	16.24
		Cumulative time (s)	201.64	186.24
		Speed (m/s)	12.99	12.32
		Stride length (m)	5.96	5.69
		Stride duration (s)	0.445	0.462
		Stride efficiency (%)	55.57	50.67
		Stride count	33.54	35.12

Disclaimer.

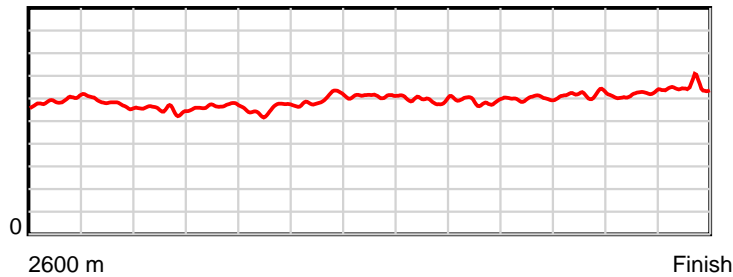
HRNZ and NZMTC and Thoroughbred Ratings Pty Ltd accepts no responsibility for the completeness or accuracy of any of the information contained herein, and makes no representations about its suitability for any particular purpose. Users should make their own judgements about those matters and/or seek independent advice. You assume all risks associated with use of the data provided on this page.

Race Results

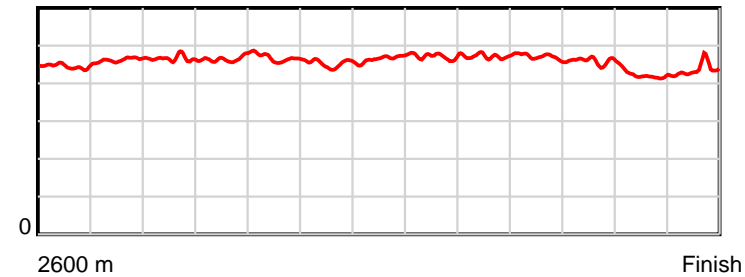
June 30, 2017, Race 9, BLUE STAR TAXIS MOBILE PACE, Distance 2600m, Addington - Survey 3200m

Result	TAB no.	Horse (Barrier)	2200m to	2000m to	1800m to	1600m to	1400m to	1200m to	1000m to	800m to	600m to	400m to	200m to	Total or	Margin
6th	5	Havana Moon (4)	2000m	1800m	1600m	1400m	1200m	1000m	800m	600m	400m	200m	WP	Average	
		Position in running (margin)	6(6.9)	7(6.4)	7(8.3)	5(7.2)	6(7.6)	6(7.9)	7(8.6)	7(8.1)	8(7.9)	8(7.0)	6(7.3)		7.50
		Sectional time (s)	16.75	16.44	16.74	15.37	15.27	16.17	15.73	15.64	14.76	13.77	13.36		
		Cumulative time (s)	170.00	153.25	136.81	120.07	104.70	89.43	73.26	57.53	41.89	27.13	13.36	3:21.63	
		Speed (m/s)	11.94	12.17	11.95	13.01	13.10	12.37	12.71	12.79	13.55	14.52	14.97	12.89	
		Stride length (m)	5.56	5.66	5.58	5.90	6.10	5.83	5.99	6.01	6.23	6.12	6.52	5.92	
		Stride duration (s)	0.466	0.465	0.468	0.453	0.465	0.472	0.471	0.470	0.460	0.422	0.435	0.459	
		Stride efficiency (%)	48.33	50.05	48.73	54.41	58.07	53.20	56.11	56.48	60.68	58.58	66.38	54.85	
		Stride count	35.96	35.34	35.81	33.89	32.81	34.28	33.38	33.27	32.09	32.66	30.69	438.84	

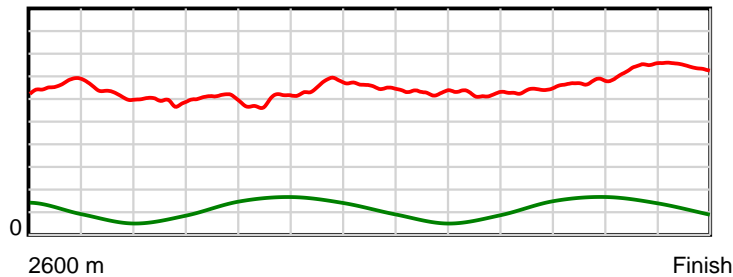
10 m Stride length



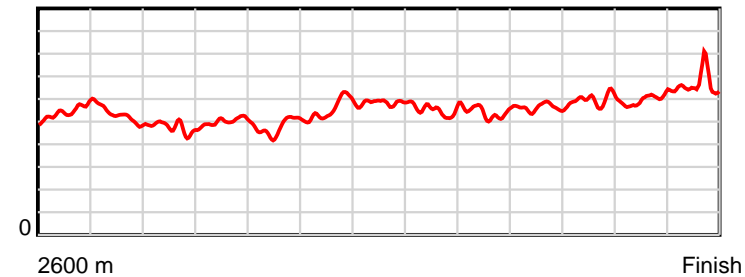
0.6 s Stride duration



20 m/sec Speed



100 % Stride efficiency



Note: Horizontal distance axis grid lines are 200m furlongs.

Disclaimer.

HRNZ and NZMTC and Thoroughbred Ratings Pty Ltd accepts no responsibility for the completeness or accuracy of any of the information contained herein, and makes no representations about its suitability for any particular purpose. Users should make their own judgements about those matters and/or seek independent advice. You assume all risks associated with use of the data provided on this page.



Race Results



June 30, 2017, Race 9, BLUE STAR TAXIS MOBILE PACE, Distance 2600m, Addington - Survey 3200m

Result	TAB no.	Horse (Barrier)	2600 to	2400m to
7th	8	Tintin Natural... (7)	2400m	2200m
		Position in running (margin)	-	8(8.1)
		Sectional time (s)	15.52	17.03
		Cumulative time (s)	201.94	186.42
		Speed (m/s)	12.89	11.74
		Stride length (m)	6.11	5.62
		Stride duration (s)	0.468	0.479
		Stride efficiency (%)	58.37	49.36
		Stride count	32.72	35.59

Disclaimer.

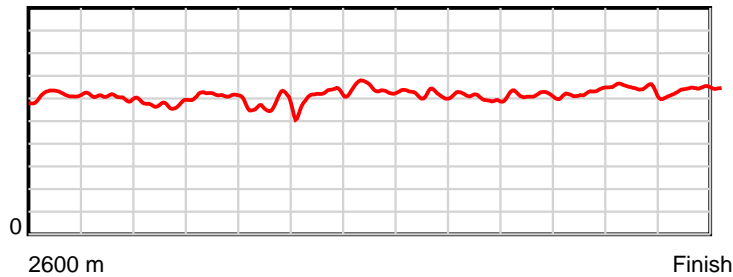
HRNZ and NZMTC and Thoroughbred Ratings Pty Ltd accepts no responsibility for the completeness or accuracy of any of the information contained herein, and makes no representations about its suitability for any particular purpose. Users should make their own judgements about those matters and/or seek independent advice. You assume all risks associated with use of the data provided on this page.

Race Results

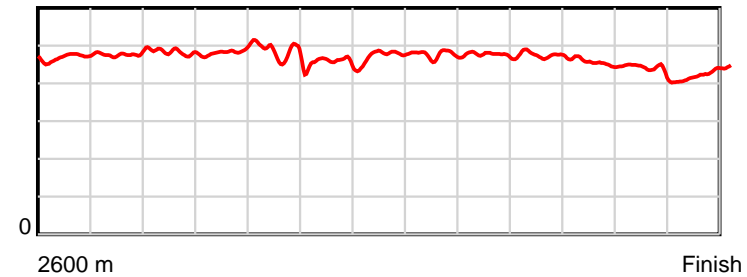
June 30, 2017, Race 9, BLUE STAR TAXIS MOBILE PACE, Distance 2600m, Addington - Survey 3200m

Result	TAB no.	Horse (Barrier)	2200m to	2000m to	1800m to	1600m to	1400m to	1200m to	1000m to	800m to	600m to	400m to	200m to	Total or	Margin
7th	8	Tintin Natural... (7)	2000m	1800m	1600m	1400m	1200m	1000m	800m	600m	400m	200m	WP	Average	
		Position in running (margin)	10(12.8)	10(13.8)	10(14.3)	10(17.3)	10(15.0)	10(12.7)	10(11.5)	10(11.1)	9(9.6)	9(8.3)	8(9.5)		8.90
		Sectional time (s)	17.00	16.21	17.43	14.92	14.81	15.88	15.76	15.41	14.71	13.93	13.33		
		Cumulative time (s)	169.39	152.39	136.18	118.75	103.83	89.02	73.14	57.38	41.97	27.26	13.33	3:21.94	
		Speed (m/s)	11.76	12.34	11.47	13.40	13.50	12.59	12.69	12.98	13.60	14.36	15.00	12.88	
		Stride length (m)	5.67	6.00	5.49	6.11	6.47	6.00	6.04	6.15	6.16	6.17	6.45	6.02	
		Stride duration (s)	0.482	0.487	0.478	0.456	0.479	0.476	0.476	0.474	0.453	0.430	0.430	0.468	
		Stride efficiency (%)	50.17	56.31	47.04	58.36	65.33	56.20	57.06	59.15	59.21	59.50	64.92	56.62	
		Stride count	35.30	33.32	36.45	32.73	30.93	33.35	33.10	32.51	32.49	32.41	31.03	431.93	

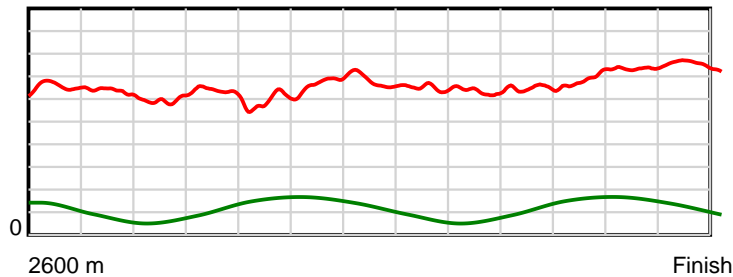
10 m Stride length



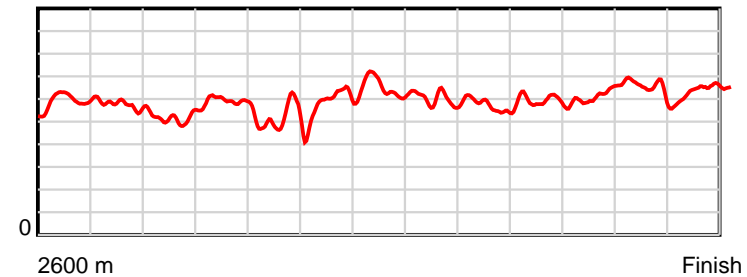
0.6 s Stride duration



20 m/sec Speed



100 % Stride efficiency



Note: Horizontal distance axis grid lines are 200m furlongs.

Disclaimer.

HRNZ and NZMTC and Thoroughbred Ratings Pty Ltd accepts no responsibility for the completeness or accuracy of any of the information contained herein, and makes no representations about its suitability for any particular purpose. Users should make their own judgements about those matters and/or seek independent advice. You assume all risks associated with use of the data provided on this page.



Race Results



June 30, 2017, Race 9, BLUE STAR TAXIS MOBILE PACE, Distance 2600m, Addington - Survey 3200m

Result	TAB no.	Horse (Barrier)	2600 to	2400m to
8th	6	Bound To Impre... (5)	2400m	2200m
		Position in running (margin)	-	9(8.2)
		Sectional time (s)	15.46	16.17
		Cumulative time (s)	202.14	186.68
		Speed (m/s)	12.94	12.37
		Stride length (m)	6.15	6.04
		Stride duration (s)	0.470	0.489
		Stride efficiency (%)	59.04	57.03
		Stride count	32.54	33.11

Disclaimer.

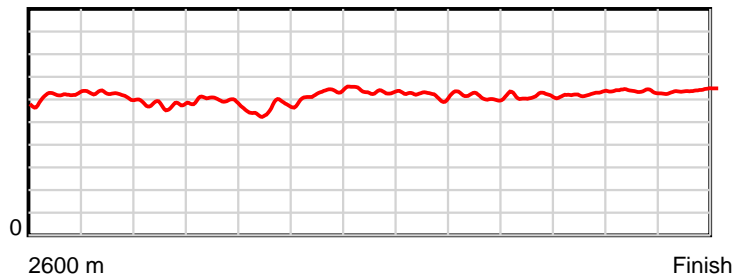
HRNZ and NZMTC and Thoroughbred Ratings Pty Ltd accepts no responsibility for the completeness or accuracy of any of the information contained herein, and makes no representations about its suitability for any particular purpose. Users should make their own judgements about those matters and/or seek independent advice. You assume all risks associated with use of the data provided on this page.

Race Results

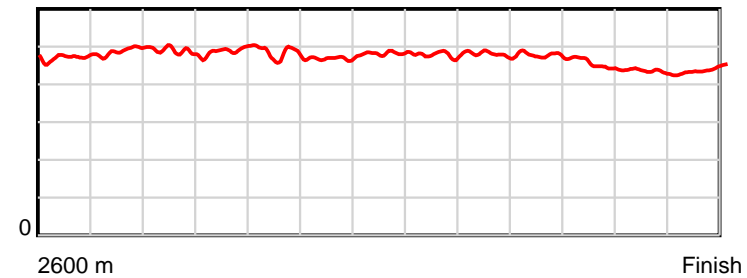
June 30, 2017, Race 9, BLUE STAR TAXIS MOBILE PACE, Distance 2600m, Addington - Survey 3200m

Result	TAB no.	Horse (Barrier)	2200m to	2000m to	1800m to	1600m to	1400m to	1200m to	1000m to	800m to	600m to	400m to	200m to	Total or	Margin
8th	6	Bound To Impre... (5)	2000m	1800m	1600m	1400m	1200m	1000m	800m	600m	400m	200m	WP	Average	
		Position in running (margin)	7(7.8)	8(8.4)	8(9.5)	8(12.1)	8(11.1)	9(10.8)	8(9.7)	8(8.8)	7(7.7)	7(5.9)	7(8.5)		10.10
		Sectional time (s)	16.93	16.32	17.36	15.13	15.16	15.89	15.67	15.48	14.63	14.15	13.79		
		Cumulative time (s)	170.51	153.58	137.26	119.90	104.77	89.61	73.72	58.05	42.57	27.94	13.79	3:22.13	
		Speed (m/s)	11.81	12.25	11.52	13.22	13.19	12.59	12.76	12.92	13.67	14.13	14.50	12.86	
		Stride length (m)	5.78	5.99	5.56	6.21	6.37	6.03	6.12	6.16	6.18	6.13	6.39	6.08	
		Stride duration (s)	0.489	0.489	0.483	0.469	0.483	0.479	0.480	0.477	0.452	0.434	0.440	0.472	
		Stride efficiency (%)	52.12	56.11	48.39	60.18	63.43	56.76	58.57	59.27	59.67	58.72	63.73	57.70	
		Stride count	34.63	33.38	35.94	32.23	31.39	33.18	32.67	32.47	32.37	32.63	31.32	427.86	

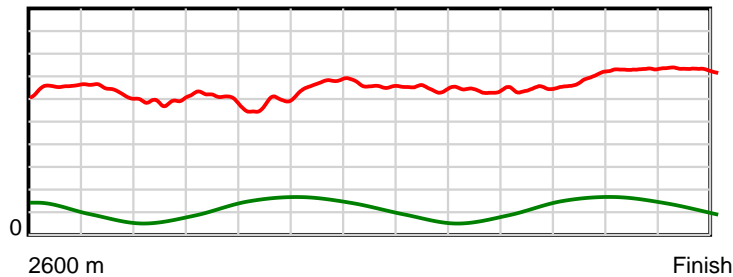
10 m Stride length



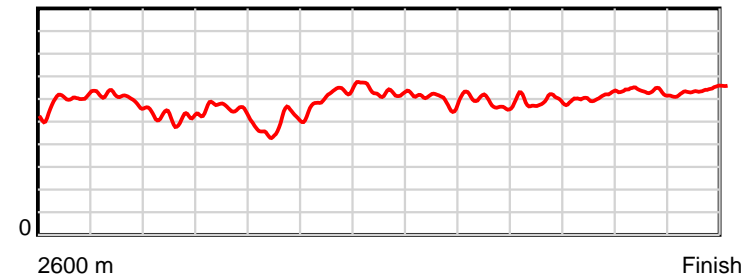
0.6 s Stride duration



20 m/sec Speed



100 % Stride efficiency



Note: Horizontal distance axis grid lines are 200m furlongs.

Disclaimer.

HRNZ and NZMTC and Thoroughbred Ratings Pty Ltd accepts no responsibility for the completeness or accuracy of any of the information contained herein, and makes no representations about its suitability for any particular purpose. Users should make their own judgements about those matters and/or seek independent advice. You assume all risks associated with use of the data provided on this page.



Race Results



June 30, 2017, Race 9, BLUE STAR TAXIS MOBILE PACE, Distance 2600m, Addington - Survey 3200m

Result	TAB no.	Horse (Barrier)	2600 to	2400m to
9th	7	Aveross Ferrar... (6)	2400m	2200m
		Position in running (margin)	-	10(8.4)
		Sectional time (s)	15.63	16.42
		Cumulative time (s)	202.54	186.91
		Speed (m/s)	12.80	12.18
		Stride length (m)	5.89	5.61
		Stride duration (s)	0.453	0.461
		Stride efficiency (%)	54.17	49.25
		Stride count	33.97	35.63

Disclaimer.

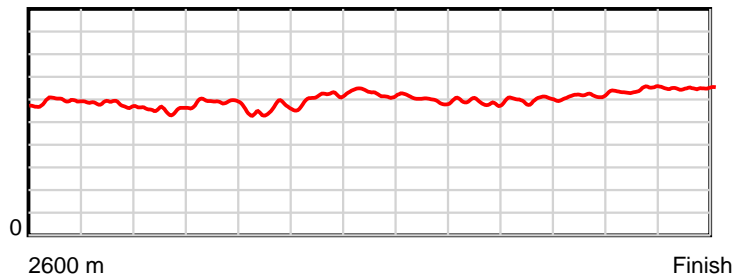
HRNZ and NZMTC and Thoroughbred Ratings Pty Ltd accepts no responsibility for the completeness or accuracy of any of the information contained herein, and makes no representations about its suitability for any particular purpose. Users should make their own judgements about those matters and/or seek independent advice. You assume all risks associated with use of the data provided on this page.

Race Results

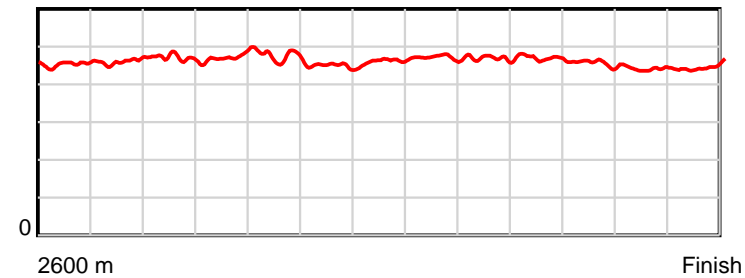
June 30, 2017, Race 9, BLUE STAR TAXIS MOBILE PACE, Distance 2600m, Addington - Survey 3200m

Result	TAB no.	Horse (Barrier)	2200m to	2000m to	1800m to	1600m to	1400m to	1200m to	1000m to	800m to	600m to	400m to	200m to	Total or	Margin
9th	7	Aveross Ferrar... (6)	2000m	1800m	1600m	1400m	1200m	1000m	800m	600m	400m	200m	WP	Average	
		Position in running (margin)	9(9.5)	9(11.2)	9(11.8)	9(14.2)	9(13.1)	8(10.4)	9(10.7)	9(10.5)	10(10.7)	10(8.5)	9(10.5)		12.40
		Sectional time (s)	17.13	16.23	17.32	15.12	14.76	16.12	15.79	15.70	14.55	14.07	13.70		
		Cumulative time (s)	170.49	153.36	137.13	119.81	104.69	89.93	73.81	58.02	42.32	27.77	13.70	3:22.53	
		Speed (m/s)	11.68	12.32	11.55	13.23	13.55	12.41	12.67	12.74	13.75	14.21	14.60	12.84	
		Stride length (m)	5.49	5.83	5.49	5.94	6.27	5.85	5.95	5.97	6.27	6.27	6.53	5.94	
		Stride duration (s)	0.470	0.473	0.475	0.449	0.463	0.471	0.470	0.469	0.456	0.441	0.447	0.462	
		Stride efficiency (%)	47.15	53.10	47.06	55.09	61.51	53.46	55.31	55.75	61.49	61.34	66.63	55.05	
		Stride count	36.41	34.31	36.44	33.68	31.88	34.19	33.62	33.48	31.88	31.92	30.63	438.04	

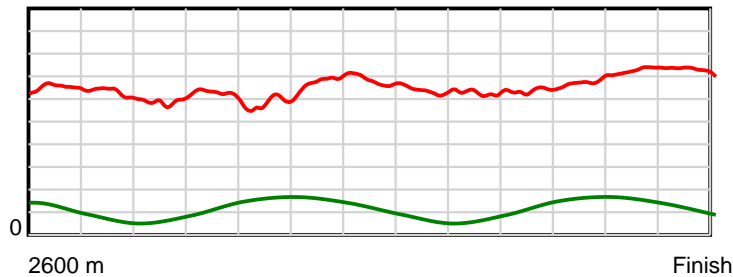
10 m Stride length



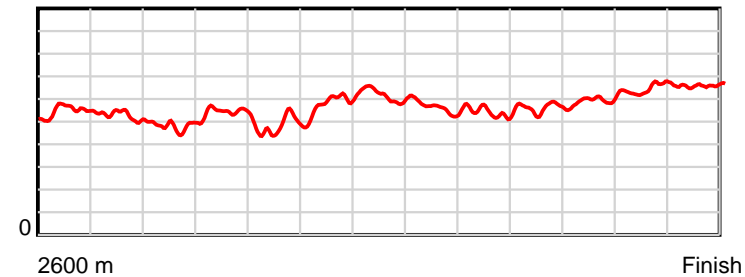
0.6 s Stride duration



20 m/sec Speed



100 % Stride efficiency



Note: Horizontal distance axis grid lines are 200m furlongs.

Disclaimer.

HRNZ and NZMTC and Thoroughbred Ratings Pty Ltd accepts no responsibility for the completeness or accuracy of any of the information contained herein, and makes no representations about its suitability for any particular purpose. Users should make their own judgements about those matters and/or seek independent advice. You assume all risks associated with use of the data provided on this page.



Race Results



June 30, 2017, Race 9, BLUE STAR TAXIS MOBILE PACE, Distance 2600m, Addington - Survey 3200m

Result	TAB no.	Horse (Barrier)	2600 to	2400m to
10th	3	Pine Cone (2)	2400m	2200m
		Position in running (margin)	-	2(1.5)
		Sectional time (s)	14.31	16.58
		Cumulative time (s)	205.94	191.63
		Speed (m/s)	13.98	12.06
		Stride length (m)	5.91	5.46
		Stride duration (s)	0.421	0.453
		Stride efficiency (%)	54.67	46.57
		Stride count	33.81	36.64

Disclaimer.

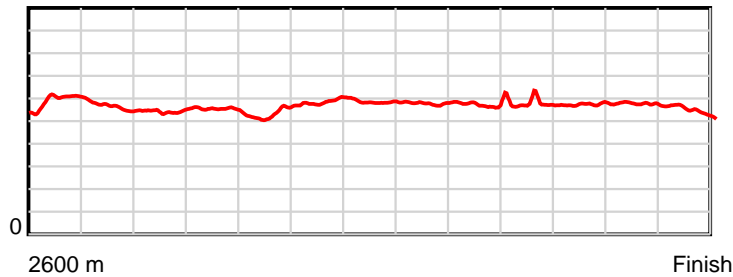
HRNZ and NZMTC and Thoroughbred Ratings Pty Ltd accepts no responsibility for the completeness or accuracy of any of the information contained herein, and makes no representations about its suitability for any particular purpose. Users should make their own judgements about those matters and/or seek independent advice. You assume all risks associated with use of the data provided on this page.

Race Results

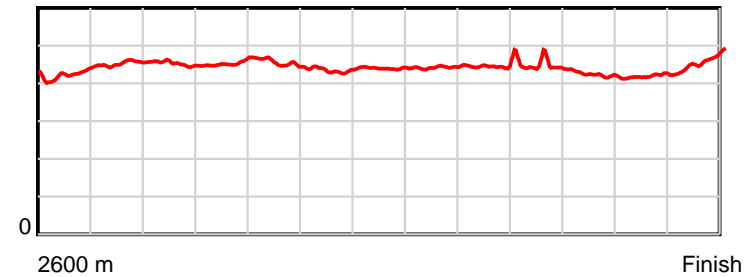
June 30, 2017, Race 9, BLUE STAR TAXIS MOBILE PACE, Distance 2600m, Addington - Survey 3200m

Result	TAB no.	Horse (Barrier)	2200m to	2000m to	1800m to	1600m to	1400m to	1200m to	1000m to	800m to	600m to	400m to	200m to	Total or	Margin
10th	3	Pine Cone (2)	2000m	1800m	1600m	1400m	1200m	1000m	800m	600m	400m	200m	WP	Average	
		Position in running (margin)	3(3.6)	4(3.6)	4(5.3)	6(7.7)	5(7.3)	5(7.0)	4(5.7)	4(5.1)	3(3.5)	5(4.1)	10(11.4)		31.20
		Sectional time (s)	16.84	16.41	17.32	15.24	15.15	15.84	15.73	15.40	15.01	14.95	17.16		
		Cumulative time (s)	175.05	158.21	141.80	124.48	109.24	94.09	78.25	62.52	47.12	32.11	17.16	3:25.94	
		Speed (m/s)	11.88	12.19	11.55	13.12	13.20	12.63	12.71	12.99	13.32	13.38	11.66	12.63	
		Stride length (m)	5.38	5.52	5.26	5.71	5.80	5.59	5.66	5.77	5.62	5.62	5.38	5.58	
		Stride duration (s)	0.453	0.453	0.455	0.435	0.440	0.443	0.445	0.444	0.422	0.420	0.462	0.442	
		Stride efficiency (%)	45.15	47.59	43.19	50.86	52.60	48.82	50.11	52.04	49.39	49.29	45.24	48.73	
		Stride count	37.21	36.24	38.04	35.06	34.47	35.78	35.32	34.66	35.58	35.61	37.17	465.59	

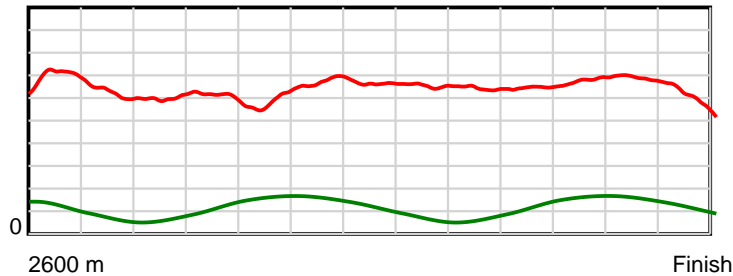
10 m Stride length



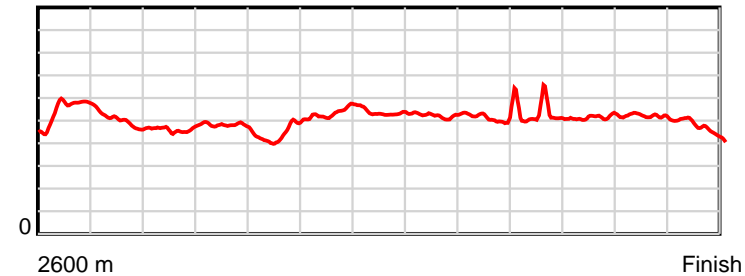
0.6 s Stride duration



20 m/sec Speed



100 % Stride efficiency



Note: Horizontal distance axis grid lines are 200m furlongs.

Disclaimer.

HRNZ and NZMTC and Thoroughbred Ratings Pty Ltd accepts no responsibility for the completeness or accuracy of any of the information contained herein, and makes no representations about its suitability for any particular purpose. Users should make their own judgements about those matters and/or seek independent advice. You assume all risks associated with use of the data provided on this page.