



## Race Results

NZ Metropolitan Trotting Club Inc, HRNZ, July 21, 2017

Compilation date: August 9, 2017, 1:00:16 PM (NZST)

Copyright © 2017 HRNZ and NZMTC. All rights reserved.

### Trademarks.

StrideMASTER is a registered trademark of Thoroughbred Ratings Pty Ltd.

### Disclaimer.

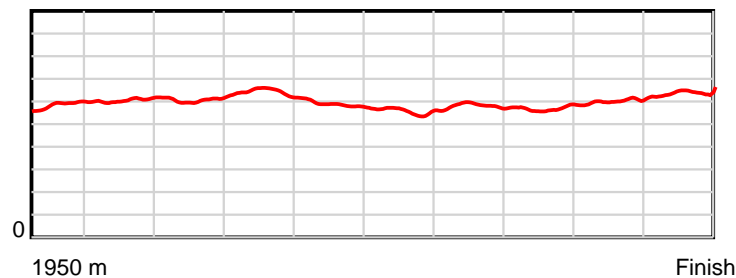
HRNZ and NZMTC and Thoroughbred Ratings Pty Ltd accepts no responsibility for the completeness or accuracy of any of the information contained herein, and makes no representations about its suitability for any particular purpose. Users should make their own judgements about those matters and/or seek independent advice. You assume all risks associated with use of the data provided on this page.

# Race Results

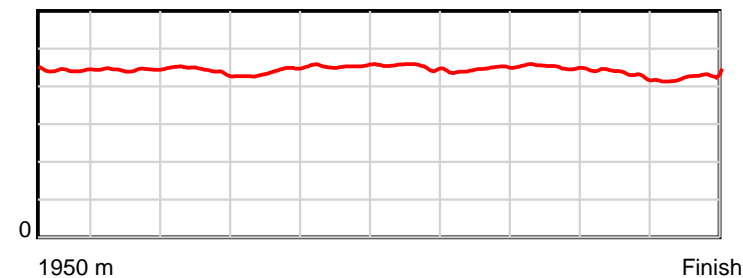
July 21, 2017, Race 4, ALLAN KENNEDY BIRTHDAY CLASSIC MOBILE PACE, Distance 1950m, Addington - Survey 1950m

Result	TAB no.	Horse (Barrier)	1950 to	1800m to	1600m to	1400m to	1200m to	1000m to	800m to	600m to	400m to	200m to	Total or	Margin
1st	14	<b>Sportscaster (12)</b>	<b>1800m</b>	<b>1600m</b>	<b>1400m</b>	<b>1200m</b>	<b>1000m</b>	<b>800m</b>	<b>600m</b>	<b>400m</b>	<b>200m</b>	<b>WP</b>	<b>Average</b>	
		Position in running (margin)	-	11(6.9)	10(8.0)	4(3.0)	2(0.2)	2(1.7)	4(2.1)	3(2.3)	3(1.9)	3(1.1)		0.00
		Sectional time (s)	11.48	15.15	14.93	13.76	15.44	16.38	15.31	16.01	14.25	13.43		
		Cumulative time (s)	146.14	134.66	119.51	104.58	90.82	75.38	59.00	43.69	27.68	13.43	2:26.14	
		Speed (m/s)	13.06	13.20	13.40	14.53	12.95	12.21	13.06	12.49	14.04	14.89	13.34	
		Stride length (m)	5.90	5.86	5.92	6.39	5.88	5.52	5.82	5.64	6.08	6.35	5.93	
		Stride duration (s)	0.442	0.444	0.442	0.440	0.454	0.452	0.446	0.452	0.433	0.426	0.444	
		Stride efficiency (%)	54.46	53.73	54.85	63.78	54.03	47.60	52.94	49.73	57.72	62.93	54.87	
		Stride count	25.41	34.11	33.76	31.31	34.01	36.24	34.36	35.45	32.91	31.52	329.08	

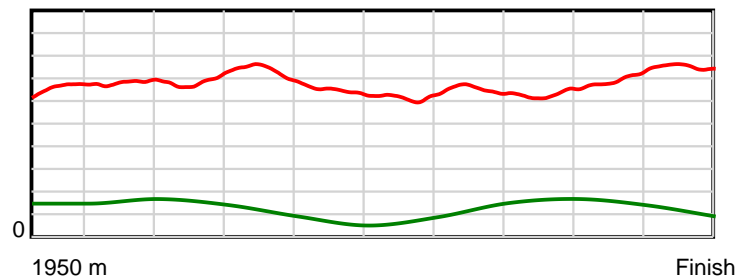
10 m Stride length



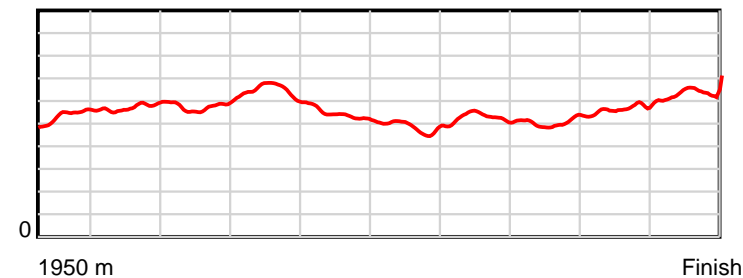
0.6 s Stride duration



20 m/sec Speed



100 % Stride efficiency



Note: Horizontal distance axis grid lines are 200m furlongs.

## Disclaimer.

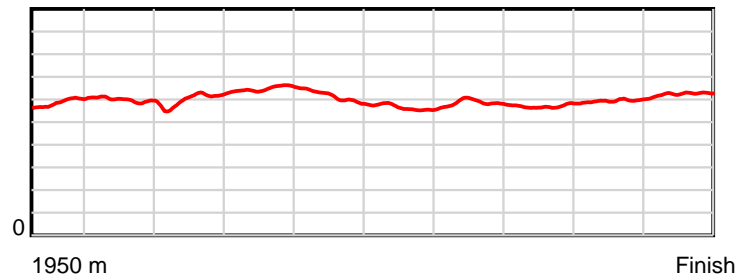
HRNZ and NZMTC and Thoroughbred Ratings Pty Ltd accepts no responsibility for the completeness or accuracy of any of the information contained herein, and makes no representations about its suitability for any particular purpose. Users should make their own judgements about those matters and/or seek independent advice. You assume all risks associated with use of the data provided on this page.

# Race Results

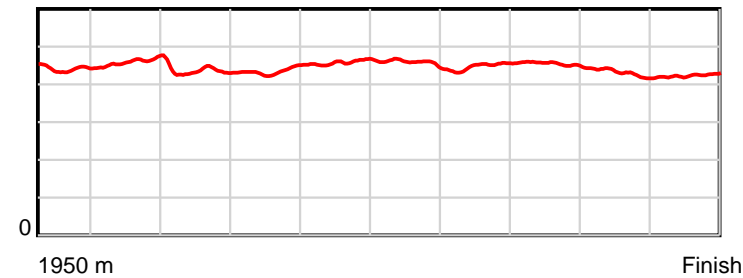
July 21, 2017, Race 4, ALLAN KENNEDY BIRTHDAY CLASSIC MOBILE PACE, Distance 1950m, Addington - Survey 1950m

Result	TAB no.	Horse (Barrier)	1950 to	1800m to	1600m to	1400m to	1200m to	1000m to	800m to	600m to	400m to	200m to	Total or	Margin
2nd	13	<b>Arthur Lowe (11)</b>	<b>1800m</b>	<b>1600m</b>	<b>1400m</b>	<b>1200m</b>	<b>1000m</b>	<b>800m</b>	<b>600m</b>	<b>400m</b>	<b>200m</b>	<b>WP</b>	<b>Average</b>	
		Position in running (margin)	-	12(7.2)	12(11.3)	7(4.5)	1(0.0)	1(0.0)	1(0.0)	1(0.0)	1(0.0)	1(0.0)		0.20
		Sectional time (s)	11.70	15.64	14.63	13.48	15.20	16.32	15.27	16.09	14.38	13.46		
		Cumulative time (s)	146.17	134.47	118.83	104.20	90.72	75.52	59.20	43.93	27.84	13.46	2:26.17	
		Speed (m/s)	12.82	12.79	13.67	14.84	13.16	12.25	13.10	12.43	13.91	14.86	13.34	
		Stride length (m)	5.91	5.87	5.94	6.46	6.04	5.61	5.87	5.65	5.97	6.30	5.95	
		Stride duration (s)	0.440	0.459	0.435	0.436	0.459	0.458	0.448	0.454	0.430	0.424	0.446	
		Stride efficiency (%)	54.58	53.88	55.19	65.26	56.98	49.15	53.81	49.80	55.77	62.01	55.38	
		Stride count	25.38	34.06	33.65	30.95	33.12	35.66	34.08	35.43	33.48	31.75	327.56	

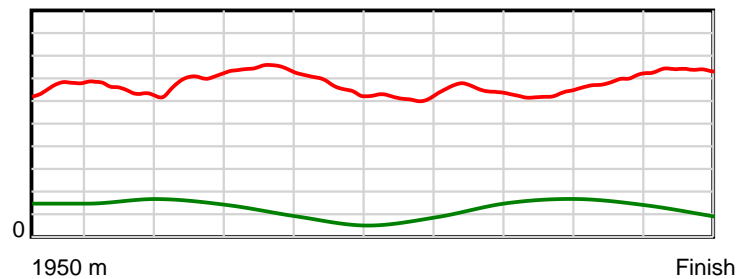
10 m Stride length



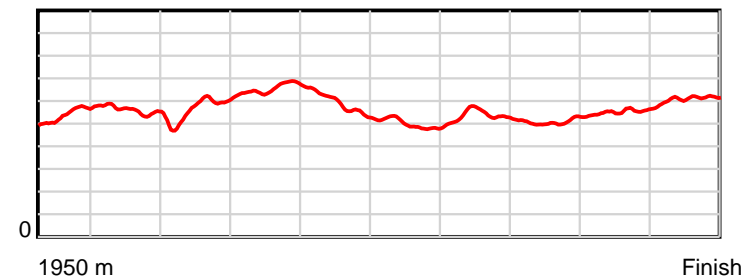
0.6 s Stride duration



20 m/sec Speed



100 % Stride efficiency



Note: Horizontal distance axis grid lines are 200m furlongs.

### Disclaimer.

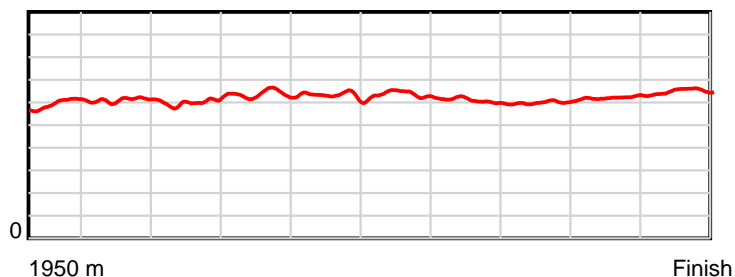
HRNZ and NZMTC and Thoroughbred Ratings Pty Ltd accepts no responsibility for the completeness or accuracy of any of the information contained herein, and makes no representations about its suitability for any particular purpose. Users should make their own judgements about those matters and/or seek independent advice. You assume all risks associated with use of the data provided on this page.

# Race Results

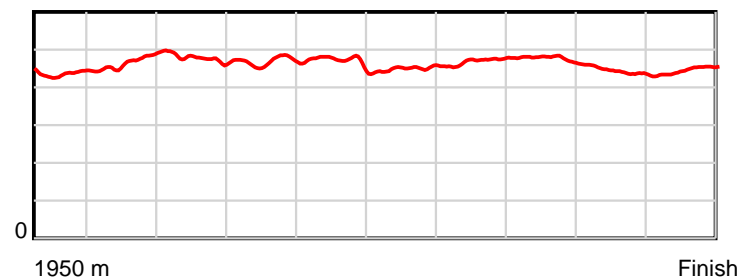
July 21, 2017, Race 4, ALLAN KENNEDY BIRTHDAY CLASSIC MOBILE PACE, Distance 1950m, Addington - Survey 1950m

Result	TAB no.	Horse (Barrier)	1950 to	1800m to	1600m to	1400m to	1200m to	1000m to	800m to	600m to	400m to	200m to	Total or	Margin
3rd	12	<b>Bettor Chance (10)</b>	<b>1800m</b>	<b>1600m</b>	<b>1400m</b>	<b>1200m</b>	<b>1000m</b>	<b>800m</b>	<b>600m</b>	<b>400m</b>	<b>200m</b>	<b>WP</b>	<b>Average</b>	
		Position in running (margin)	-	10(5.4)	9(7.4)	11(7.8)	12(11.5)	12(10.9)	2(0.2)	2(1.0)	2(0.5)	2(0.1)		0.80
		Sectional time (s)	11.26	15.28	15.85	14.83	15.10	14.53	15.40	16.01	14.31	13.71		
		Cumulative time (s)	146.28	135.02	119.74	103.89	89.06	73.96	59.43	44.03	28.02	13.71	2:26.28	
		Speed (m/s)	13.32	13.09	12.62	13.49	13.25	13.76	12.99	12.49	13.98	14.59	13.33	
		Stride length (m)	5.99	6.08	6.04	6.33	6.23	6.19	6.10	5.94	6.18	6.52	6.16	
		Stride duration (s)	0.435	0.465	0.479	0.469	0.470	0.450	0.470	0.476	0.442	0.447	0.462	
		Stride efficiency (%)	56.08	57.79	57.00	62.52	60.57	59.92	58.10	55.15	59.71	66.50	59.29	
		Stride count	25.04	32.89	33.12	31.62	32.12	32.30	32.80	33.67	32.35	30.66	316.57	

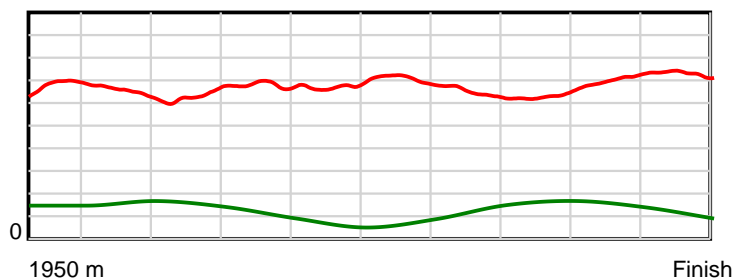
10 m Stride length



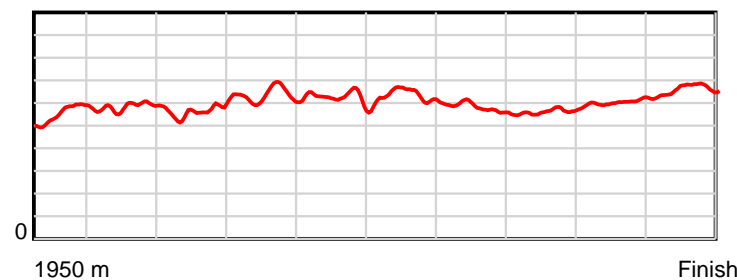
0.6 s Stride duration



20 m/sec Speed



100 % Stride efficiency



Note: Horizontal distance axis grid lines are 200m furlongs.

**Disclaimer.**

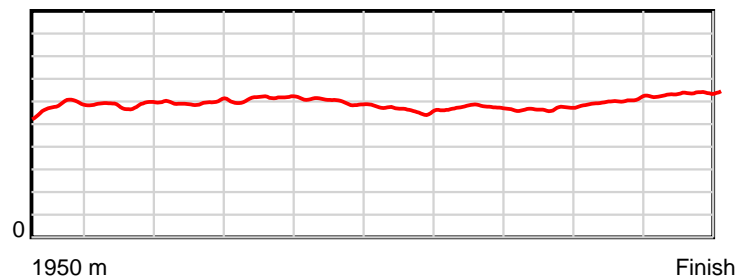
HRNZ and NZMTC and Thoroughbred Ratings Pty Ltd accepts no responsibility for the completeness or accuracy of any of the information contained herein, and makes no representations about its suitability for any particular purpose. Users should make their own judgements about those matters and/or seek independent advice. You assume all risks associated with use of the data provided on this page.

# Race Results

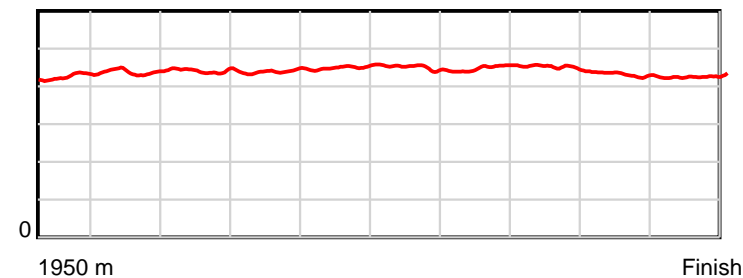
July 21, 2017, Race 4, ALLAN KENNEDY BIRTHDAY CLASSIC MOBILE PACE, Distance 1950m, Addington - Survey 1950m

Result	TAB no.	Horse (Barrier)	1950 to	1800m to	1600m to	1400m to	1200m to	1000m to	800m to	600m to	400m to	200m to	Total or	Margin
4th	7	<b>Gunpowder (7)</b>	<b>1800m</b>	<b>1600m</b>	<b>1400m</b>	<b>1200m</b>	<b>1000m</b>	<b>800m</b>	<b>600m</b>	<b>400m</b>	<b>200m</b>	<b>WP</b>	<b>Average</b>	
		Position in running (margin)	-	8(3.3)	7(5.7)	2(1.6)	4(2.2)	3(2.1)	3(1.1)	4(2.8)	4(2.4)	4(2.6)		1.20
		Sectional time (s)	11.02	15.35	15.09	14.33	15.18	16.15	15.55	16.03	14.41	13.24		
		Cumulative time (s)	146.35	135.33	119.98	104.89	90.56	75.38	59.23	43.68	27.65	13.24	2:26.35	
		Speed (m/s)	13.61	13.03	13.25	13.96	13.18	12.38	12.86	12.48	13.88	15.11	13.32	
		Stride length (m)	5.86	5.71	5.85	6.14	5.93	5.57	5.77	5.62	5.98	6.44	5.88	
		Stride duration (s)	0.426	0.438	0.441	0.440	0.450	0.450	0.449	0.450	0.431	0.426	0.441	
		Stride efficiency (%)	53.58	50.89	53.51	58.89	54.88	48.52	52.05	49.29	55.87	64.71	53.95	
		Stride count	25.62	35.05	34.18	32.58	33.75	35.89	34.65	35.61	33.45	31.08	331.86	

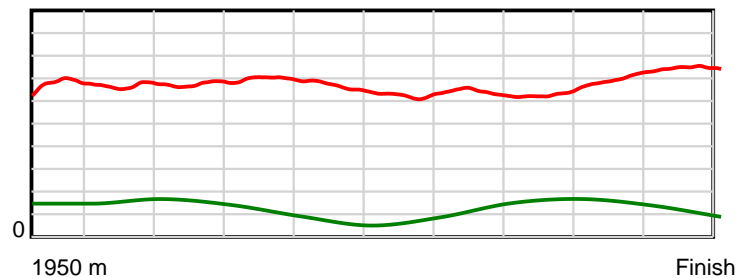
10 m Stride length



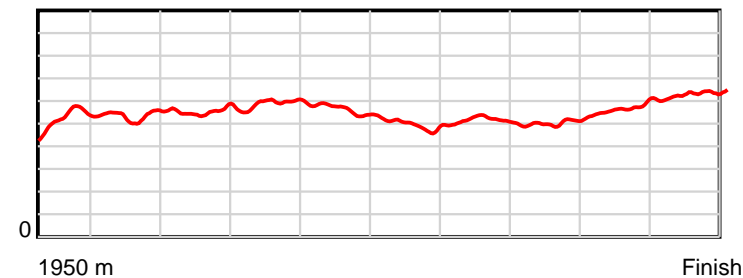
0.6 s Stride duration



20 m/sec Speed



100 % Stride efficiency



Note: Horizontal distance axis grid lines are 200m furlongs.

## Disclaimer.

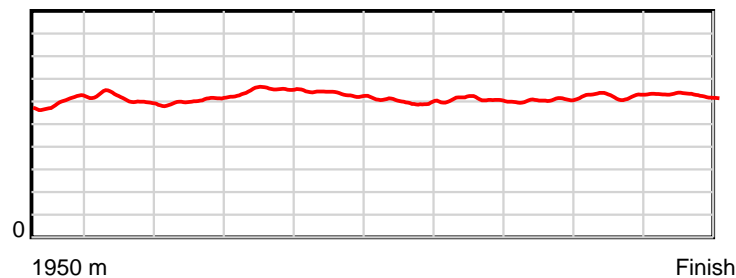
HRNZ and NZMTC and Thoroughbred Ratings Pty Ltd accepts no responsibility for the completeness or accuracy of any of the information contained herein, and makes no representations about its suitability for any particular purpose. Users should make their own judgements about those matters and/or seek independent advice. You assume all risks associated with use of the data provided on this page.

# Race Results

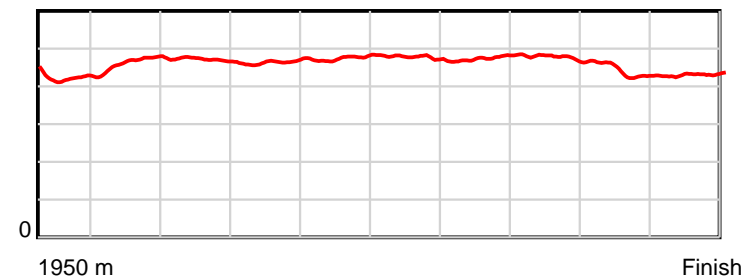
July 21, 2017, Race 4, ALLAN KENNEDY BIRTHDAY CLASSIC MOBILE PACE, Distance 1950m, Addington - Survey 1950m

Result	TAB no.	Horse (Barrier)	1950 to	1800m to	1600m to	1400m to	1200m to	1000m to	800m to	600m to	400m to	200m to	Total or	Margin
5th	9	Russian Expres... (8)	1800m	1600m	1400m	1200m	1000m	800m	600m	400m	200m	WP	Average	
		Position in running (margin)	-	2(0.7)	3(3.7)	5(3.7)	6(3.7)	5(4.1)	5(2.7)	6(4.5)	6(4.3)	6(4.3)		5.40
		Sectional time (s)	10.47	15.45	15.77	14.22	15.27	16.08	15.57	16.06	14.37	13.85		
		Cumulative time (s)	147.11	136.64	121.19	105.42	91.20	75.93	59.85	44.28	28.22	13.85	2:27.11	
		Speed (m/s)	14.32	12.94	12.68	14.06	13.10	12.44	12.85	12.45	13.92	14.44	13.26	
		Stride length (m)	5.96	5.99	5.98	6.52	6.21	5.93	6.10	5.93	6.13	6.23	6.10	
		Stride duration (s)	0.421	0.463	0.472	0.464	0.474	0.477	0.475	0.476	0.440	0.431	0.460	
		Stride efficiency (%)	55.57	56.10	55.90	66.48	60.32	55.00	58.08	55.02	58.63	60.59	58.09	
		Stride count	25.15	33.38	33.44	30.66	32.19	33.71	32.81	33.71	32.65	32.12	319.82	

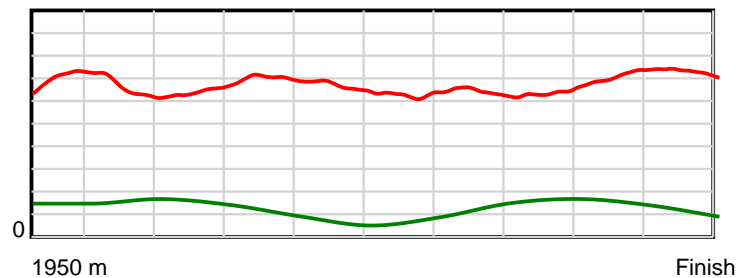
10 m Stride length



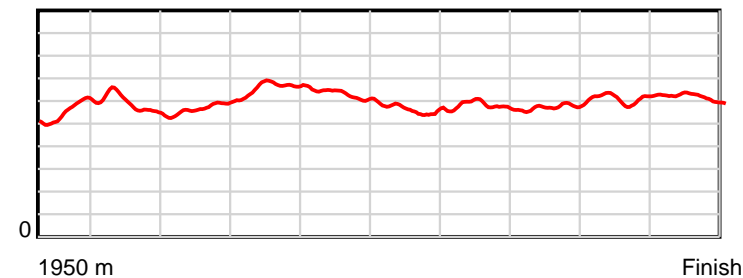
0.6 s Stride duration



20 m/sec Speed



100 % Stride efficiency



Note: Horizontal distance axis grid lines are 200m furlongs.

## Disclaimer.

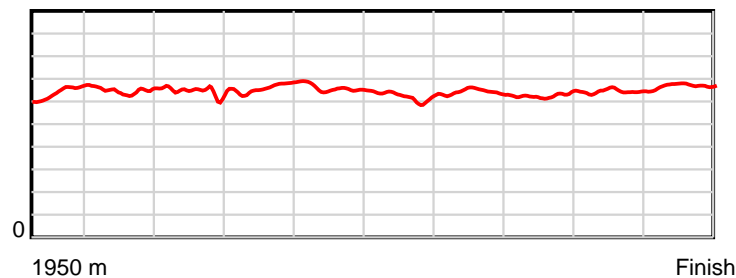
HRNZ and NZMTC and Thoroughbred Ratings Pty Ltd accepts no responsibility for the completeness or accuracy of any of the information contained herein, and makes no representations about its suitability for any particular purpose. Users should make their own judgements about those matters and/or seek independent advice. You assume all risks associated with use of the data provided on this page.

# Race Results

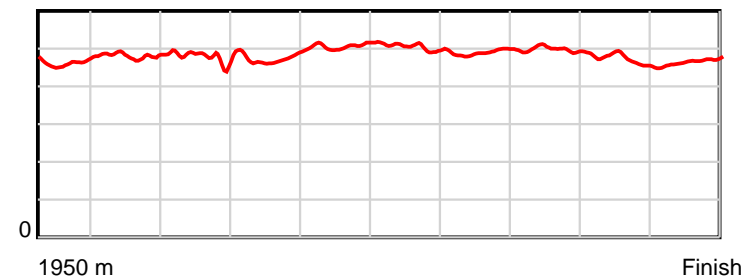
July 21, 2017, Race 4, ALLAN KENNEDY BIRTHDAY CLASSIC MOBILE PACE, Distance 1950m, Addington - Survey 1950m

Result	TAB no.	Horse (Barrier)	1950 to	1800m to	1600m to	1400m to	1200m to	1000m to	800m to	600m to	400m to	200m to	Total or	Margin
6th	6	Rocknroll Nevi... (6)	1800m	1600m	1400m	1200m	1000m	800m	600m	400m	200m	WP	Average	
		Position in running (margin)	-	4(1.5)	4(3.8)	1(0.0)	3(1.7)	4(4.1)	6(4.0)	5(4.0)	5(3.2)	5(4.0)		5.40
		Sectional time (s)	10.59	15.34	15.14	14.51	15.60	16.31	15.26	15.96	14.51	13.90		
		Cumulative time (s)	147.12	136.53	121.19	106.05	91.54	75.94	59.63	44.37	28.41	13.90	2:27.12	
		Speed (m/s)	14.16	13.04	13.21	13.78	12.82	12.26	13.11	12.53	13.78	14.39	13.25	
		Stride length (m)	6.49	6.25	6.32	6.54	6.51	6.18	6.42	6.23	6.48	6.71	6.41	
		Stride duration (s)	0.462	0.479	0.479	0.474	0.508	0.504	0.490	0.497	0.470	0.467	0.483	
		Stride efficiency (%)	65.83	61.03	62.46	66.87	66.32	59.64	64.37	60.58	65.63	70.46	64.17	
		Stride count	23.11	32.00	31.63	30.57	30.70	32.37	31.16	32.12	30.86	29.79	304.31	

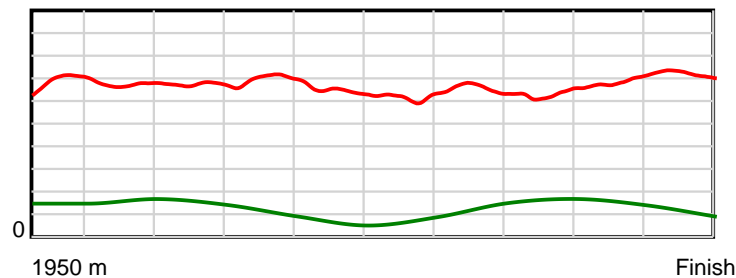
10 m Stride length



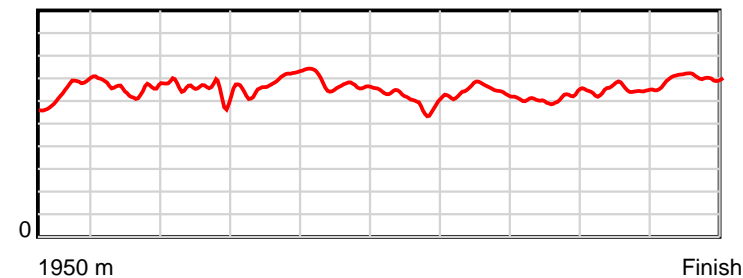
0.6 s Stride duration



20 m/sec Speed



100 % Stride efficiency



Note: Horizontal distance axis grid lines are 200m furlongs.

## Disclaimer.

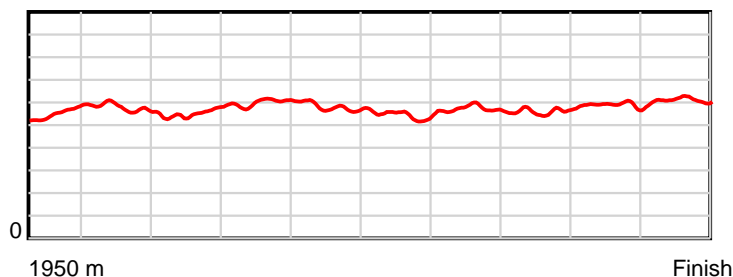
HRNZ and NZMTC and Thoroughbred Ratings Pty Ltd accepts no responsibility for the completeness or accuracy of any of the information contained herein, and makes no representations about its suitability for any particular purpose. Users should make their own judgements about those matters and/or seek independent advice. You assume all risks associated with use of the data provided on this page.

# Race Results

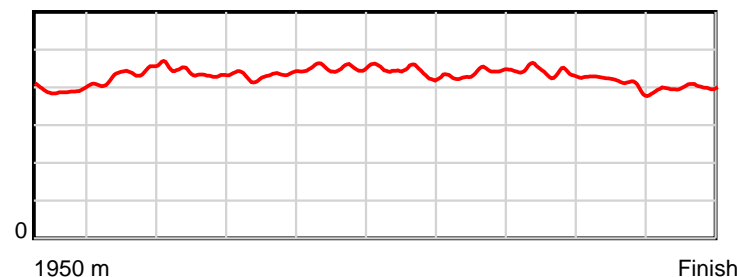
July 21, 2017, Race 4, ALLAN KENNEDY BIRTHDAY CLASSIC MOBILE PACE, Distance 1950m, Addington - Survey 1950m

Result	TAB no.	Horse (Barrier)	1950 to	1800m to	1600m to	1400m to	1200m to	1000m to	800m to	600m to	400m to	200m to	Total or	Margin
7th	10	Takitimu Expre... (9)	1800m	1600m	1400m	1200m	1000m	800m	600m	400m	200m	WP	Average	
		Position in running (margin)	-	7(3.3)	5(4.5)	9(5.8)	9(7.1)	11(10.1)	12(10.1)	12(10.6)	11(9.8)	11(8.9)		6.00
		Sectional time (s)	10.78	15.15	16.00	14.45	15.69	16.31	15.36	15.95	14.23	13.30		
		Cumulative time (s)	147.22	136.44	121.29	105.29	90.84	75.15	58.84	43.48	27.53	13.30	2:27.22	
		Speed (m/s)	13.91	13.20	12.50	13.84	12.75	12.26	13.02	12.54	14.05	15.04	13.25	
		Stride length (m)	5.52	5.73	5.50	5.99	5.75	5.43	5.70	5.53	5.80	6.01	5.69	
		Stride duration (s)	0.391	0.434	0.440	0.432	0.451	0.443	0.438	0.441	0.413	0.400	0.430	
		Stride efficiency (%)	47.53	51.28	47.29	55.99	51.71	46.03	50.74	47.74	52.58	56.49	50.64	
		Stride count	27.20	34.91	36.35	33.41	34.77	36.85	35.10	36.19	34.48	33.27	342.53	

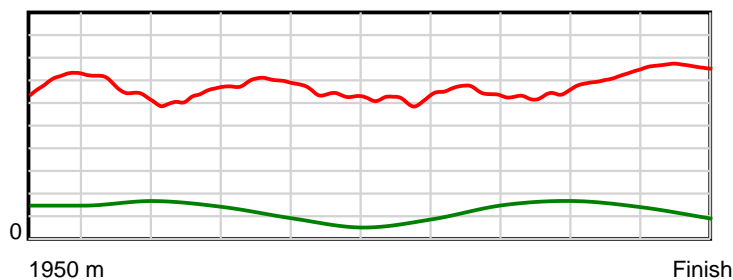
10 m Stride length



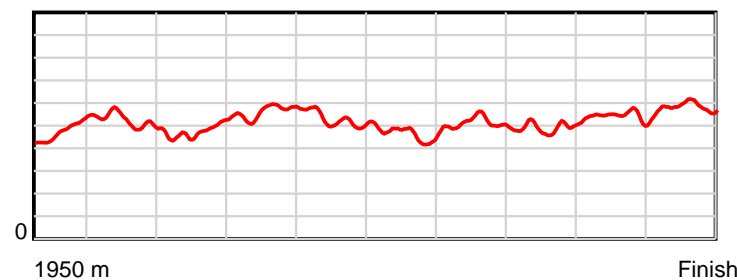
0.6 s Stride duration



20 m/sec Speed



100 % Stride efficiency



Note: Horizontal distance axis grid lines are 200m furlongs.

## Disclaimer.

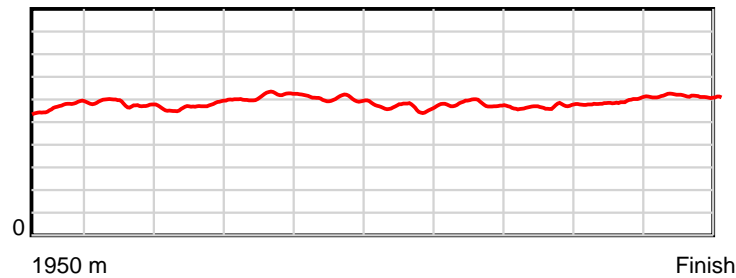
HRNZ and NZMTC and Thoroughbred Ratings Pty Ltd accepts no responsibility for the completeness or accuracy of any of the information contained herein, and makes no representations about its suitability for any particular purpose. Users should make their own judgements about those matters and/or seek independent advice. You assume all risks associated with use of the data provided on this page.

# Race Results

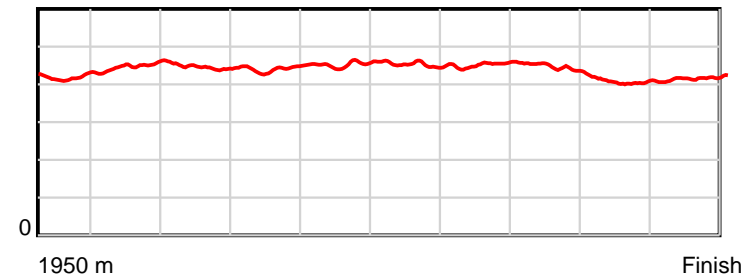
July 21, 2017, Race 4, ALLAN KENNEDY BIRTHDAY CLASSIC MOBILE PACE, Distance 1950m, Addington - Survey 1950m

Result	TAB no.	Horse (Barrier)	1950 to	1800m to	1600m to	1400m to	1200m to	1000m to	800m to	600m to	400m to	200m to	Total or	Margin
8th	3	Living Legend (3)	1800m	1600m	1400m	1200m	1000m	800m	600m	400m	200m	WP	Average	
		Position in running (margin)	-	6(3.2)	8(7.0)	10(6.9)	10(7.2)	8(7.4)	9(6.6)	9(8.3)	9(7.8)	8(6.7)		6.10
		Sectional time (s)	10.76	15.60	15.76	14.26	15.23	16.19	15.56	16.01	14.18	13.68		
		Cumulative time (s)	147.23	136.47	120.87	105.11	90.85	75.62	59.43	43.87	27.86	13.68	2:27.23	
		Speed (m/s)	13.94	12.82	12.69	14.03	13.13	12.35	12.85	12.49	14.10	14.62	13.24	
		Stride length (m)	5.73	5.73	5.66	6.19	5.94	5.59	5.80	5.55	5.73	6.09	5.80	
		Stride duration (s)	0.418	0.446	0.446	0.441	0.452	0.453	0.452	0.444	0.406	0.417	0.438	
		Stride efficiency (%)	51.27	51.22	50.05	59.80	55.14	48.89	52.66	48.16	51.23	58.00	52.49	
		Stride count	26.19	34.93	35.34	32.33	33.67	35.76	34.45	36.03	34.93	32.83	336.46	

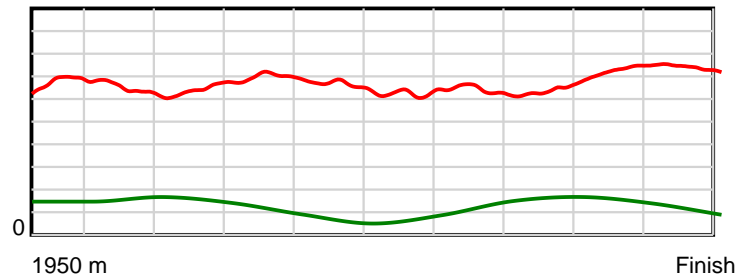
10 m Stride length



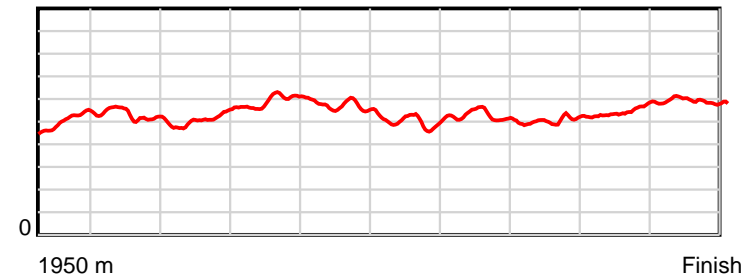
0.6 s Stride duration



20 m/sec Speed



100 % Stride efficiency



Note: Horizontal distance axis grid lines are 200m furlongs.

## Disclaimer.

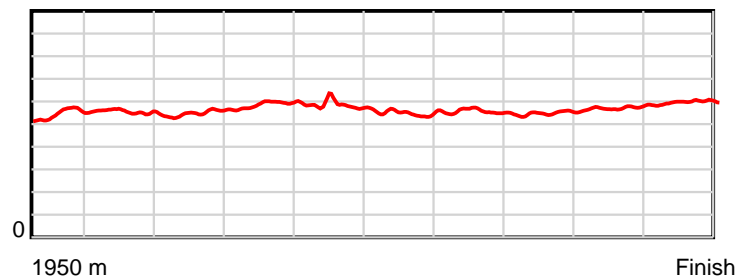
HRNZ and NZMTC and Thoroughbred Ratings Pty Ltd accepts no responsibility for the completeness or accuracy of any of the information contained herein, and makes no representations about its suitability for any particular purpose. Users should make their own judgements about those matters and/or seek independent advice. You assume all risks associated with use of the data provided on this page.

# Race Results

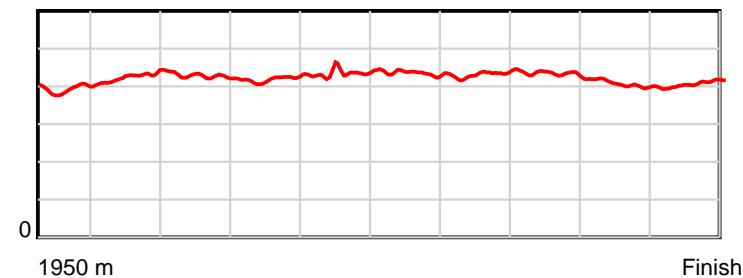
July 21, 2017, Race 4, ALLAN KENNEDY BIRTHDAY CLASSIC MOBILE PACE, Distance 1950m, Addington - Survey 1950m

Result	TAB no.	Horse (Barrier)	1950 to	1800m to	1600m to	1400m to	1200m to	1000m to	800m to	600m to	400m to	200m to	Total or	Margin
9th	5	Mustang GT (5)	1800m	1600m	1400m	1200m	1000m	800m	600m	400m	200m	WP	Average	
		Position in running (margin)	-	5(1.6)	6(5.6)	8(5.0)	8(5.7)	6(5.4)	7(5.0)	7(6.6)	8(6.4)	7(6.4)		6.10
		Sectional time (s)	10.61	15.63	15.66	14.35	15.14	16.26	15.52	16.06	14.39	13.62		
		Cumulative time (s)	147.24	136.63	121.00	105.34	90.99	75.85	59.59	44.07	28.01	13.62	2:27.24	
		Speed (m/s)	14.13	12.80	12.77	13.94	13.21	12.30	12.89	12.45	13.90	14.68	13.24	
		Stride length (m)	5.48	5.43	5.46	5.85	5.71	5.36	5.57	5.39	5.64	5.98	5.58	
		Stride duration (s)	0.392	0.425	0.428	0.419	0.432	0.436	0.432	0.433	0.406	0.408	0.422	
		Stride efficiency (%)	46.99	46.12	46.66	53.40	50.95	44.87	48.41	45.35	49.67	55.94	48.71	
		Stride count	27.35	36.81	36.60	34.21	35.03	37.32	35.93	37.12	35.47	33.43	349.27	

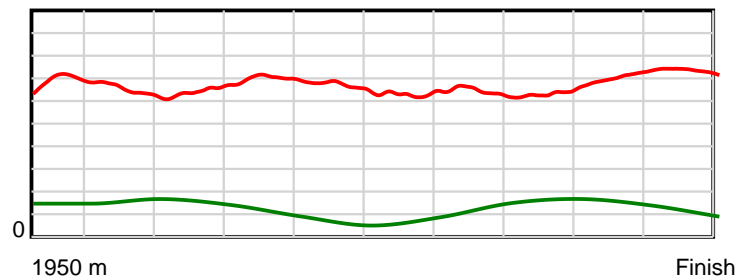
10 m Stride length



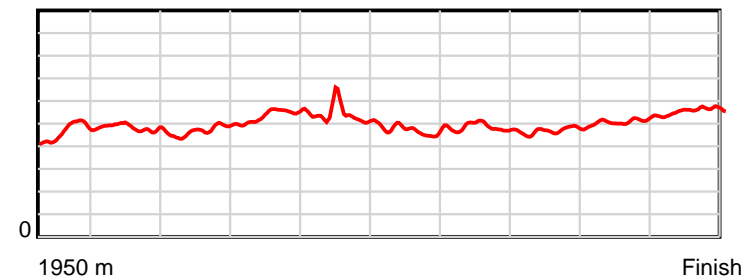
0.6 s Stride duration



20 m/sec Speed



100 % Stride efficiency



Note: Horizontal distance axis grid lines are 200m furlongs.

## Disclaimer.

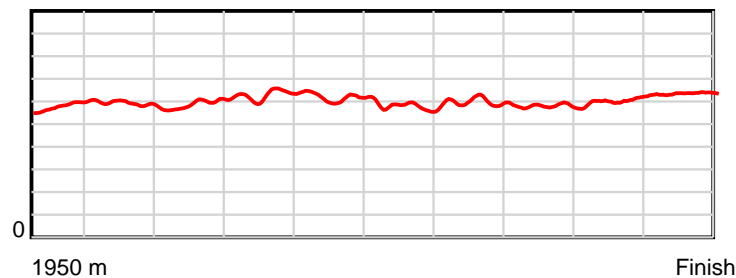
HRNZ and NZMTC and Thoroughbred Ratings Pty Ltd accepts no responsibility for the completeness or accuracy of any of the information contained herein, and makes no representations about its suitability for any particular purpose. Users should make their own judgements about those matters and/or seek independent advice. You assume all risks associated with use of the data provided on this page.

# Race Results

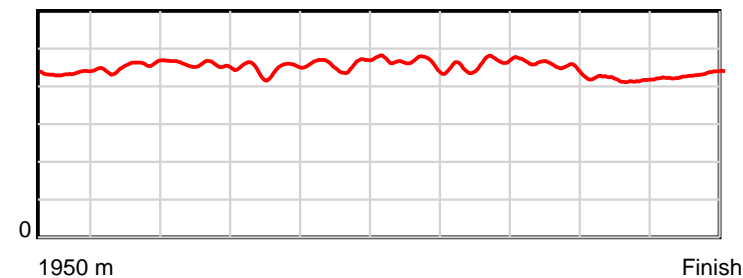
July 21, 2017, Race 4, ALLAN KENNEDY BIRTHDAY CLASSIC MOBILE PACE, Distance 1950m, Addington - Survey 1950m

Result	TAB no.	Horse (Barrier)	1950 to	1800m to	1600m to	1400m to	1200m to	1000m to	800m to	600m to	400m to	200m to	Total or	Margin
10th	4	<b>Born Again Del... (4)</b>	<b>1800m</b>	<b>1600m</b>	<b>1400m</b>	<b>1200m</b>	<b>1000m</b>	<b>800m</b>	<b>600m</b>	<b>400m</b>	<b>200m</b>	<b>WP</b>	<b>Average</b>	
		Position in running (margin)	-	9(5.1)	11(9.2)	12(9.1)	11(9.8)	10(8.9)	11(9.0)	11(10.3)	12(10.3)	12(9.1)		8.80
		Sectional time (s)	11.34	15.65	15.76	14.32	15.06	16.33	15.49	16.09	14.18	13.50		
		Cumulative time (s)	147.72	136.38	120.73	104.97	90.65	75.59	59.26	43.77	27.68	13.50	2:27.72	
		Speed (m/s)	13.22	12.78	12.69	13.97	13.28	12.25	12.91	12.43	14.10	14.81	13.20	
		Stride length (m)	5.77	5.80	5.81	6.25	6.11	5.67	5.95	5.63	5.90	6.38	5.92	
		Stride duration (s)	0.434	0.454	0.457	0.448	0.460	0.463	0.461	0.453	0.418	0.431	0.449	
		Stride efficiency (%)	52.08	52.64	52.69	61.07	58.37	50.31	55.41	49.51	54.34	63.69	54.83	
		Stride count	25.98	34.46	34.44	31.99	32.72	35.25	33.59	35.53	33.92	31.33	329.21	

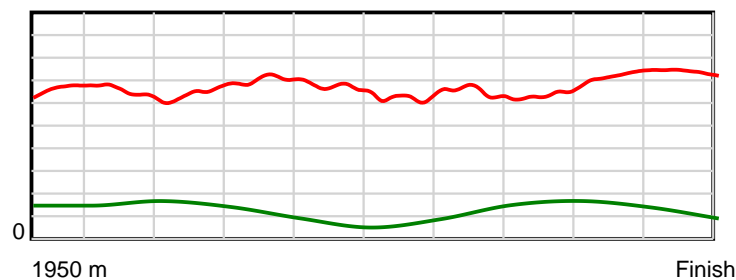
10 m Stride length



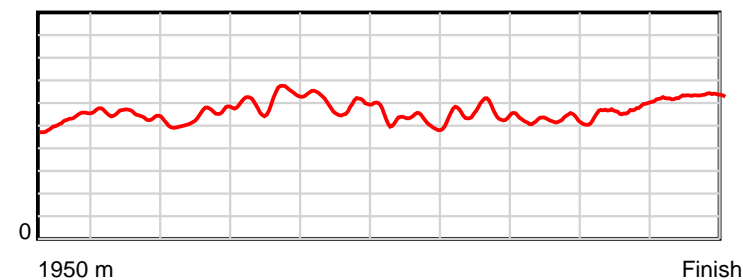
0.6 s Stride duration



20 m/sec Speed



100 % Stride efficiency



Note: Horizontal distance axis grid lines are 200m furlongs.

## Disclaimer.

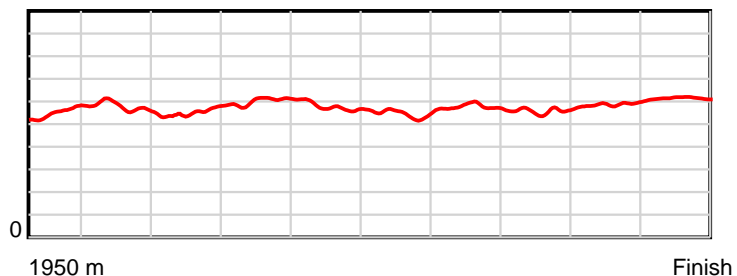
HRNZ and NZMTC and Thoroughbred Ratings Pty Ltd accepts no responsibility for the completeness or accuracy of any of the information contained herein, and makes no representations about its suitability for any particular purpose. Users should make their own judgements about those matters and/or seek independent advice. You assume all risks associated with use of the data provided on this page.

# Race Results

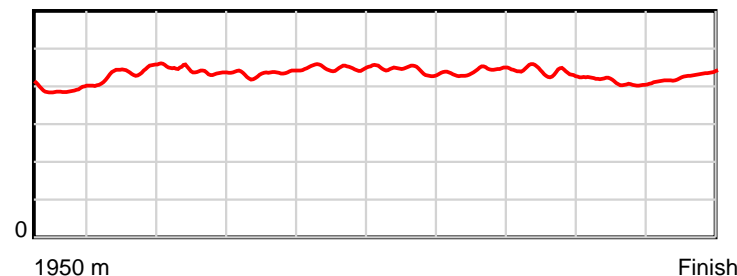
July 21, 2017, Race 4, ALLAN KENNEDY BIRTHDAY CLASSIC MOBILE PACE, Distance 1950m, Addington - Survey 1950m

Result	TAB no.	Horse (Barrier)	1950 to	1800m to	1600m to	1400m to	1200m to	1000m to	800m to	600m to	400m to	200m to	Total or	Margin
11th	1	Lauragrace (1)	1800m	1600m	1400m	1200m	1000m	800m	600m	400m	200m	WP	Average	
		Position in running (margin)	-	3(1.1)	2(2.6)	6(3.8)	7(5.3)	9(8.1)	10(8.6)	10(8.9)	10(8.4)	9(7.3)		9.50
		Sectional time (s)	10.53	15.20	15.98	14.47	15.67	16.39	15.32	16.01	14.19	14.08		
		Cumulative time (s)	147.84	137.31	122.11	106.13	91.66	75.99	59.60	44.28	28.27	14.08	2:27.84	
		Speed (m/s)	14.24	13.16	12.52	13.82	12.76	12.20	13.05	12.49	14.09	14.20	13.19	
		Stride length (m)	5.51	5.73	5.52	6.01	5.73	5.42	5.75	5.48	5.81	6.07	5.70	
		Stride duration (s)	0.390	0.436	0.441	0.435	0.449	0.444	0.440	0.439	0.412	0.428	0.432	
		Stride efficiency (%)	47.47	51.38	47.69	56.49	51.27	45.83	51.66	46.99	52.69	57.63	50.79	
		Stride count	27.22	34.88	36.20	33.27	34.92	36.93	34.79	36.47	34.44	32.93	342.05	

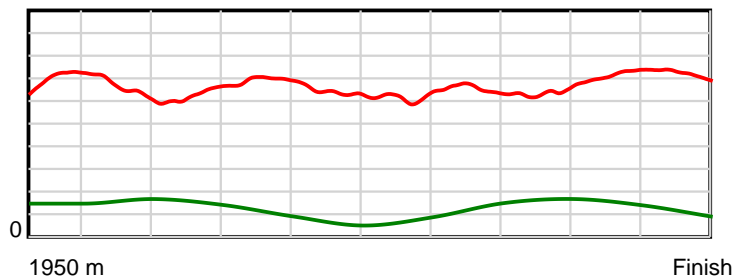
10 m Stride length



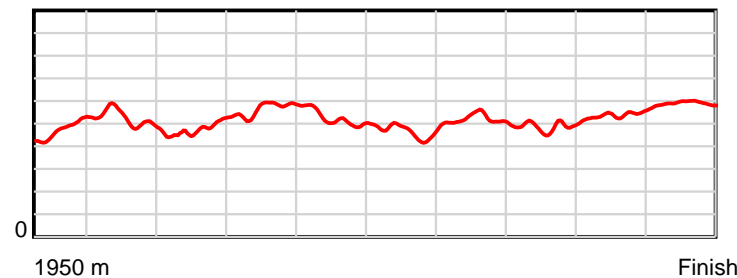
0.6 s Stride duration



20 m/sec Speed



100 % Stride efficiency



Note: Horizontal distance axis grid lines are 200m furlongs.

## Disclaimer.

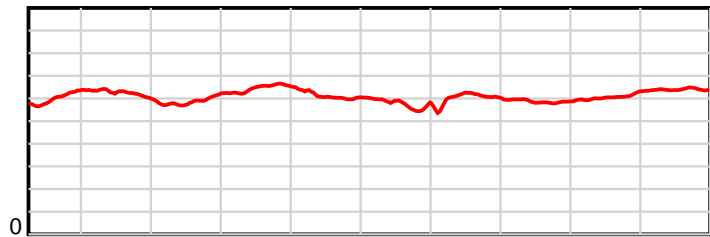
HRNZ and NZMTC and Thoroughbred Ratings Pty Ltd accepts no responsibility for the completeness or accuracy of any of the information contained herein, and makes no representations about its suitability for any particular purpose. Users should make their own judgements about those matters and/or seek independent advice. You assume all risks associated with use of the data provided on this page.

# Race Results

July 21, 2017, Race 4, ALLAN KENNEDY BIRTHDAY CLASSIC MOBILE PACE, Distance 1950m, Addington - Survey 1950m

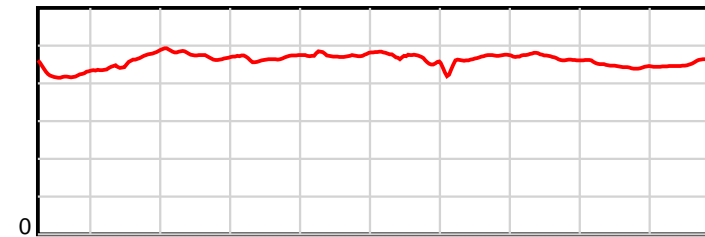
Result	TAB no.	Horse (Barrier)	1950 to	1800m to	1600m to	1400m to	1200m to	1000m to	800m to	600m to	400m to	200m to	Total or	Margin
13th	2	Gerald (2)	1800m	1600m	1400m	1200m	1000m	800m	600m	400m	200m	WP	Average	
		Position in running (margin)	-	1(0.0)	1(0.0)	3(1.9)	5(3.6)	7(6.3)	8(6.0)	8(6.9)	7(6.3)	10(7.9)		11.20
		Sectional time (s)	10.51	14.95	16.09	14.50	15.65	16.26	15.42	16.00	14.64	14.13		
		Cumulative time (s)	148.15	137.64	122.69	106.60	92.10	76.45	60.19	44.77	28.77	14.13	2:28.15	
		Speed (m/s)	14.27	13.38	12.43	13.79	12.78	12.30	12.97	12.50	13.66	14.15	13.16	
		Stride length (m)	6.04	6.14	5.90	6.44	6.04	5.73	6.00	5.86	6.09	6.45	6.06	
		Stride duration (s)	0.422	0.459	0.475	0.467	0.473	0.465	0.462	0.469	0.446	0.455	0.461	
		Stride efficiency (%)	57.05	58.94	54.41	64.80	57.08	51.23	56.19	53.73	58.01	64.95	57.42	
		Stride count	24.83	32.57	33.89	31.06	33.09	34.93	33.35	34.11	32.83	31.02	321.68	

10 m Stride length



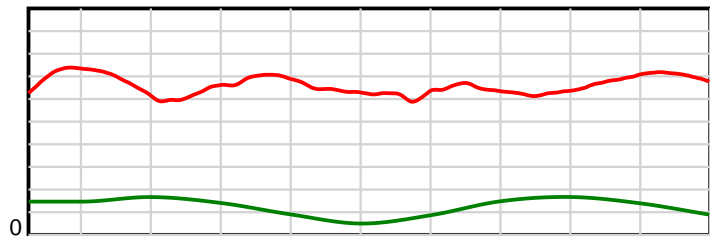
1950 m Finish

0.6 s Stride duration



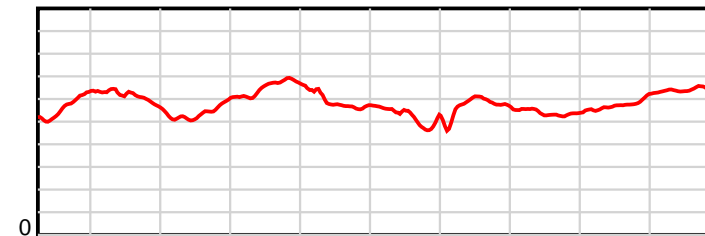
1950 m Finish

20 m/sec Speed



1950 m Finish

100 % Stride efficiency



1950 m Finish

Note: Horizontal distance axis grid lines are 200m furlongs.

## Disclaimer.

HRNZ and NZMTC and Thoroughbred Ratings Pty Ltd accepts no responsibility for the completeness or accuracy of any of the information contained herein, and makes no representations about its suitability for any particular purpose. Users should make their own judgements about those matters and/or seek independent advice. You assume all risks associated with use of the data provided on this page.