



Race Results

NZ Metropolitan Trotting Club Inc, HRNZ, July 21, 2017

Compilation date: July 21, 2017, 8:21:55 PM (NZST)

Copyright © 2017 HRNZ and NZMTC. All rights reserved.

Trademarks.

StrideMASTER is a registered trademark of Thoroughbred Ratings Pty Ltd.

Disclaimer.

HRNZ and NZMTC and Thoroughbred Ratings Pty Ltd accepts no responsibility for the completeness or accuracy of any of the information contained herein, and makes no representations about its suitability for any particular purpose. Users should make their own judgements about those matters and/or seek independent advice. You assume all risks associated with use of the data provided on this page.



Race Results



July 21, 2017, Race 5, THREE SIXTY DISTRIBUTION TROT, Distance 2600m, Addington - Survey 3200m

Result	TAB no.	Horse (Barrier)	2600 to	2400m to
1st	6	Idle Moose (6)	2400m	2200m
		Position in running (margin)	-	5(3.6)
		Sectional time (s)	18.79	15.94
		Cumulative time (s)	207.13	188.34
		Speed (m/s)	10.64	12.55
		Stride length (m)	5.59	6.03
		Stride duration (s)	0.529	0.481
		Stride efficiency (%)	48.83	56.81
		Stride count	35.78	33.17

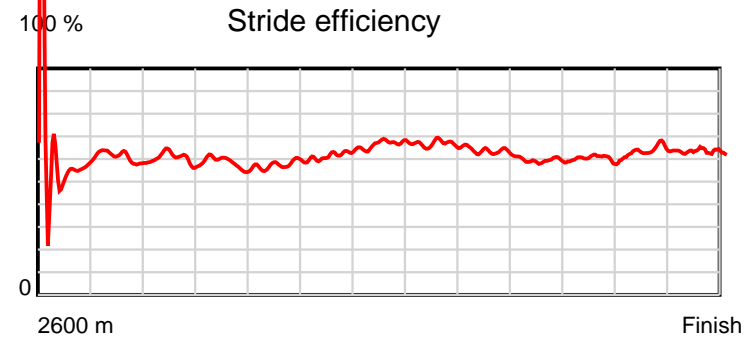
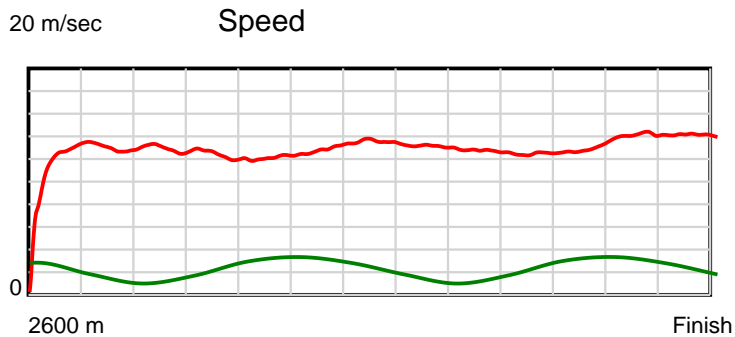
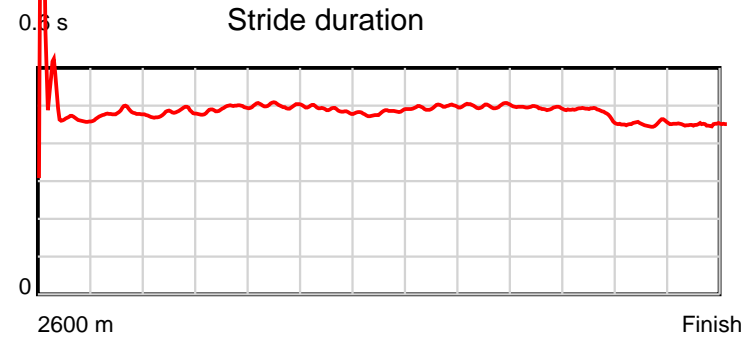
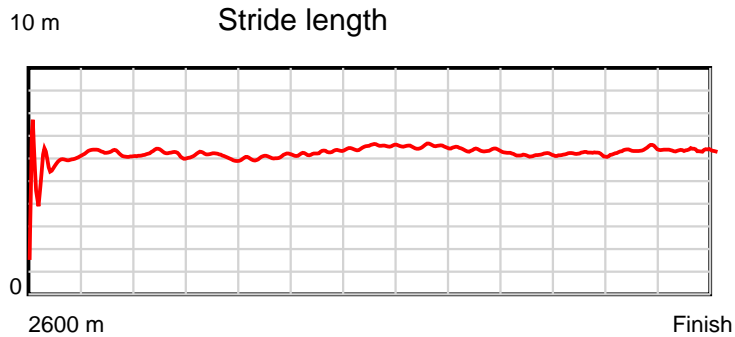
Disclaimer.

HRNZ and NZMTC and Thoroughbred Ratings Pty Ltd accepts no responsibility for the completeness or accuracy of any of the information contained herein, and makes no representations about its suitability for any particular purpose. Users should make their own judgements about those matters and/or seek independent advice. You assume all risks associated with use of the data provided on this page.

Race Results

July 21, 2017, Race 5, THREE SIXTY DISTRIBUTION TROT, Distance 2600m, Addington - Survey 3200m

Result	TAB no.	Horse (Barrier)	2200m to	2000m to	1800m to	1600m to	1400m to	1200m to	1000m to	800m to	600m to	400m to	200m to	Total or	Margin
1st	6	Idle Moose (6)	2000m	1800m	1600m	1400m	1200m	1000m	800m	600m	400m	200m	WP	Average	
		Position in running (margin)	6(6.5)	6(9.7)	6(8.2)	6(6.9)	5(4.3)	5(2.9)	5(4.1)	6(5.1)	5(4.8)	3(1.7)	1(0.0)		0.00
		Sectional time (s)	16.32	16.34	16.71	15.51	14.94	15.86	16.36	16.15	15.60	14.28	14.33		
		Cumulative time (s)	172.40	156.08	139.74	123.03	107.52	92.58	76.72	60.36	44.21	28.61	14.33	3:27.12	
		Speed (m/s)	12.25	12.24	11.97	12.89	13.39	12.61	12.22	12.38	12.82	14.01	13.96	12.55	
		Stride length (m)	5.89	6.04	5.99	6.31	6.46	6.28	6.10	6.10	6.10	6.34	6.27	6.11	
		Stride duration (s)	0.480	0.494	0.500	0.489	0.483	0.498	0.499	0.493	0.476	0.453	0.449	0.487	
		Stride efficiency (%)	54.17	57.09	56.05	62.12	65.21	61.62	58.16	58.22	58.23	62.81	61.39	58.29	
		Stride count	33.97	33.09	33.40	31.72	30.96	31.85	32.78	32.76	32.76	31.55	31.91	425.70	



Note: Horizontal distance axis grid lines are 200m furlongs.

Disclaimer.

HRNZ and NZMTC and Thoroughbred Ratings Pty Ltd accepts no responsibility for the completeness or accuracy of any of the information contained herein, and makes no representations about its suitability for any particular purpose. Users should make their own judgements about those matters and/or seek independent advice. You assume all risks associated with use of the data provided on this page.



Race Results



July 21, 2017, Race 5, THREE SIXTY DISTRIBUTION TROT, Distance 2600m, Addington - Survey 3200m

Result	TAB no.	Horse (Barrier)	2600 to	2400m to
2nd	1	Fira (2)	2400m	2200m
		Position in running (margin)	-	6(4.8)
		Sectional time (s)	19.12	15.61
		Cumulative time (s)	207.14	188.02
		Speed (m/s)	10.46	12.81
		Stride length (m)	5.54	6.06
		Stride duration (s)	0.494	0.473
		Stride efficiency (%)	47.88	57.38
		Stride count	36.13	33.01

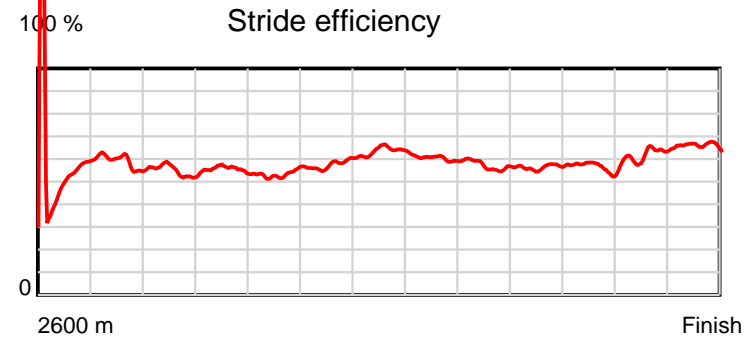
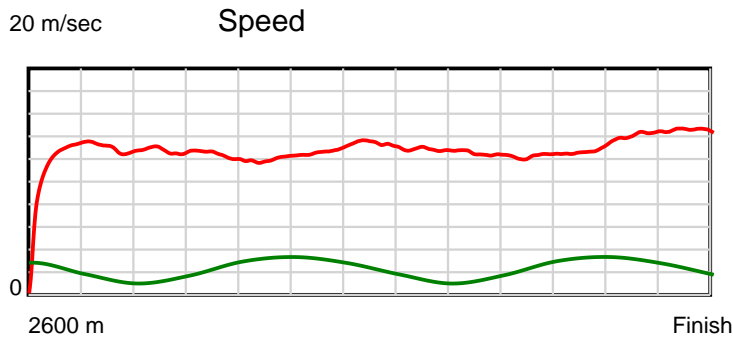
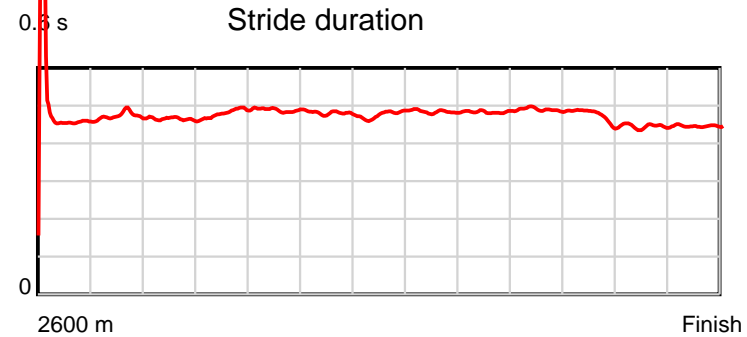
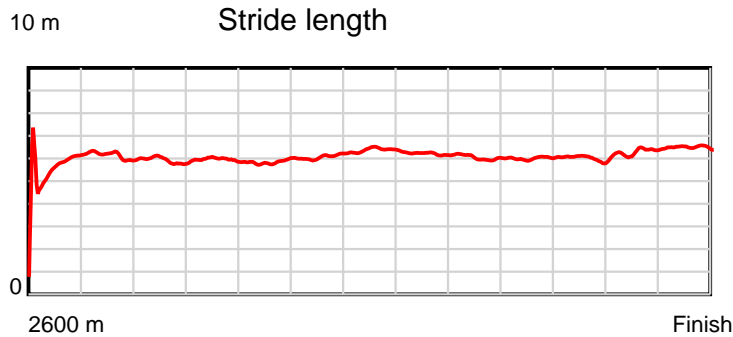
Disclaimer.

HRNZ and NZMTC and Thoroughbred Ratings Pty Ltd accepts no responsibility for the completeness or accuracy of any of the information contained herein, and makes no representations about its suitability for any particular purpose. Users should make their own judgements about those matters and/or seek independent advice. You assume all risks associated with use of the data provided on this page.

Race Results

July 21, 2017, Race 5, THREE SIXTY DISTRIBUTION TROT, Distance 2600m, Addington - Survey 3200m

Result	TAB no.	Horse (Barrier)	2200m to	2000m to	1800m to	1600m to	1400m to	1200m to	1000m to	800m to	600m to	400m to	200m to	Total or	Margin
2nd	1	Fira (2)	2000m	1800m	1600m	1400m	1200m	1000m	800m	600m	400m	200m	WP	Average	
		Position in running (margin)	5(5.7)	5(7.4)	5(5.0)	5(4.6)	6(4.6)	6(4.1)	6(4.5)	5(4.2)	6(5.1)	7(4.0)	2(3.1)		0.10
		Sectional time (s)	16.06	16.21	16.86	15.93	15.09	15.71	16.16	16.35	15.93	14.42	13.69		
		Cumulative time (s)	172.41	156.35	140.14	123.28	107.35	92.26	76.55	60.39	44.04	28.11	13.69	3:27.13	
		Speed (m/s)	12.45	12.34	11.86	12.55	13.25	12.73	12.38	12.23	12.55	13.87	14.61	12.55	
		Stride length (m)	5.79	5.93	5.80	6.03	6.32	6.16	5.98	5.99	5.93	6.18	6.53	6.01	
		Stride duration (s)	0.465	0.480	0.489	0.480	0.477	0.484	0.483	0.490	0.472	0.445	0.447	0.479	
		Stride efficiency (%)	52.36	54.90	52.56	56.75	62.37	59.29	55.96	56.12	54.94	59.61	66.55	56.40	
		Stride count	34.55	33.74	34.49	33.19	31.66	32.47	33.42	33.37	33.73	32.38	30.65	432.79	



Note: Horizontal distance axis grid lines are 200m furlongs.

Disclaimer.

HRNZ and NZMTC and Thoroughbred Ratings Pty Ltd accepts no responsibility for the completeness or accuracy of any of the information contained herein, and makes no representations about its suitability for any particular purpose. Users should make their own judgements about those matters and/or seek independent advice. You assume all risks associated with use of the data provided on this page.



Race Results



July 21, 2017, Race 5, THREE SIXTY DISTRIBUTION TROT, Distance 2600m, Addington - Survey 3200m

Result	TAB no.	Horse (Barrier)	2600 to	2400m to
3rd	7	Di'z Luck (7)	2400m	2200m
		Position in running (margin)	-	1(0.0)
		Sectional time (s)	18.13	15.46
		Cumulative time (s)	208.46	190.33
		Speed (m/s)	11.03	12.94
		Stride length (m)	5.12	5.60
		Stride duration (s)	0.433	0.433
		Stride efficiency (%)	40.95	49.09
		Stride count	39.07	35.68

Disclaimer.

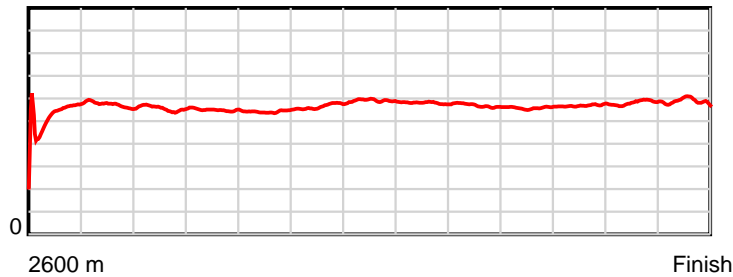
HRNZ and NZMTC and Thoroughbred Ratings Pty Ltd accepts no responsibility for the completeness or accuracy of any of the information contained herein, and makes no representations about its suitability for any particular purpose. Users should make their own judgements about those matters and/or seek independent advice. You assume all risks associated with use of the data provided on this page.

Race Results

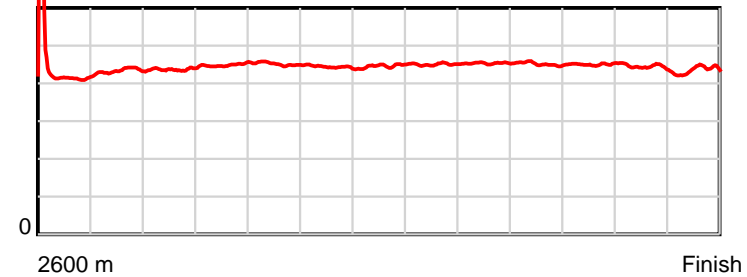
July 21, 2017, Race 5, THREE SIXTY DISTRIBUTION TROT, Distance 2600m, Addington - Survey 3200m

Result	TAB no.	Horse (Barrier)	2200m to	2000m to	1800m to	1600m to	1400m to	1200m to	1000m to	800m to	600m to	400m to	200m to	Total or	Margin
3rd	7	Di'z Luck (7)	2000m	1800m	1600m	1400m	1200m	1000m	800m	600m	400m	200m	WP	Average	
		Position in running (margin)	1(0.0)	1(0.0)	1(0.0)	1(0.0)	1(0.0)	2(0.4)	1(0.0)	2(0.0)	2(0.8)	2(0.3)	4(4.6)		7.40
		Sectional time (s)	15.78	16.60	16.93	15.93	15.24	15.58	16.21	16.32	16.04	15.28	14.96		
		Cumulative time (s)	174.87	159.09	142.49	125.56	109.63	94.39	78.81	62.60	46.28	30.24	14.96	3:28.46	
		Speed (m/s)	12.67	12.05	11.81	12.55	13.12	12.84	12.34	12.25	12.47	13.09	13.37	12.47	
		Stride length (m)	5.54	5.41	5.33	5.57	5.85	5.78	5.59	5.53	5.61	5.80	5.81	5.57	
		Stride duration (s)	0.437	0.449	0.451	0.444	0.446	0.450	0.453	0.451	0.450	0.443	0.434	0.447	
		Stride efficiency (%)	47.90	45.73	44.39	48.48	53.55	52.20	48.82	47.85	49.24	52.55	52.67	48.53	
		Stride count	36.13	36.97	37.52	35.91	34.17	34.61	35.78	36.14	35.63	34.49	34.45	466.55	

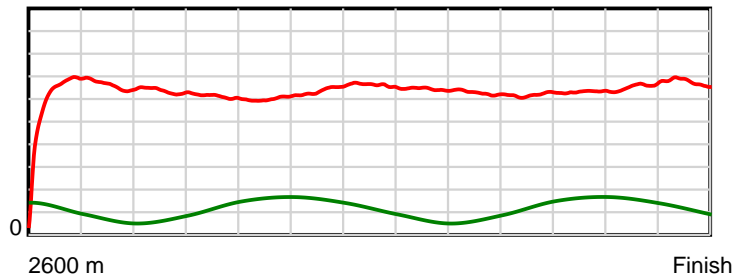
10 m Stride length



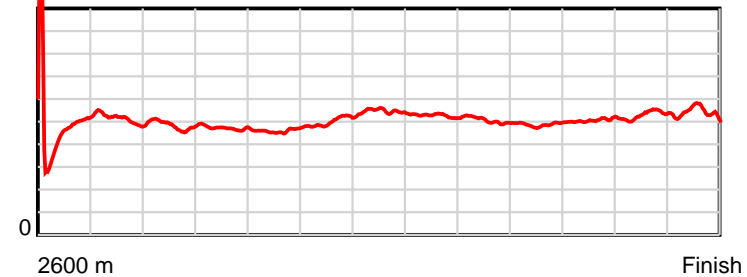
0.5 s Stride duration



20 m/sec Speed



100 % Stride efficiency



Note: Horizontal distance axis grid lines are 200m furlongs.

Disclaimer.

HRNZ and NZMTC and Thoroughbred Ratings Pty Ltd accepts no responsibility for the completeness or accuracy of any of the information contained herein, and makes no representations about its suitability for any particular purpose. Users should make their own judgements about those matters and/or seek independent advice. You assume all risks associated with use of the data provided on this page.



Race Results



July 21, 2017, Race 5, THREE SIXTY DISTRIBUTION TROT, Distance 2600m, Addington - Survey 3200m

Result	TAB no.	Horse (Barrier)	2600 to	2400m to
4th	2	Bacardi N Coke (3)	2400m	2200m
		Position in running (margin)	-	2(1.4)
		Sectional time (s)	18.32	15.84
		Cumulative time (s)	208.55	190.23
		Speed (m/s)	10.91	12.63
		Stride length (m)	5.62	5.95
		Stride duration (s)	0.486	0.471
		Stride efficiency (%)	49.27	55.27
		Stride count	35.62	33.63

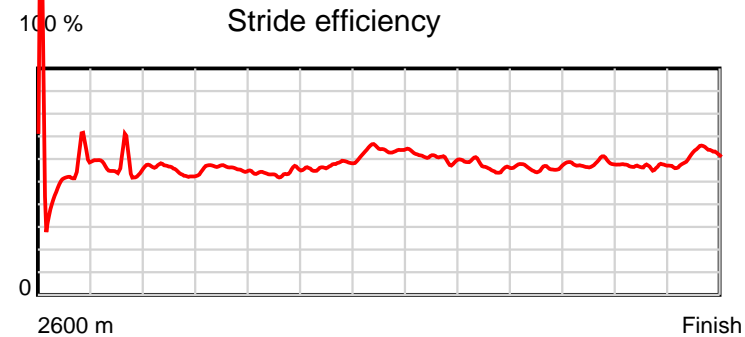
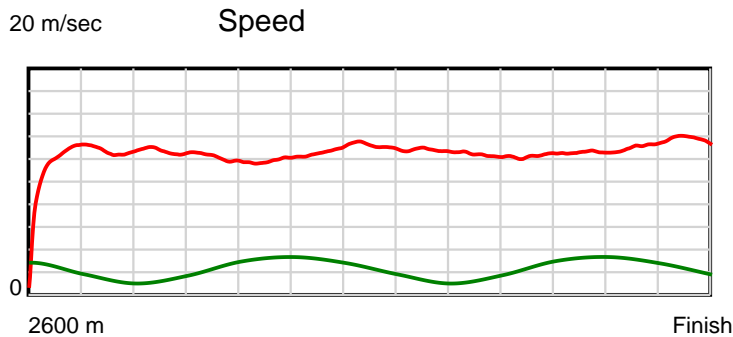
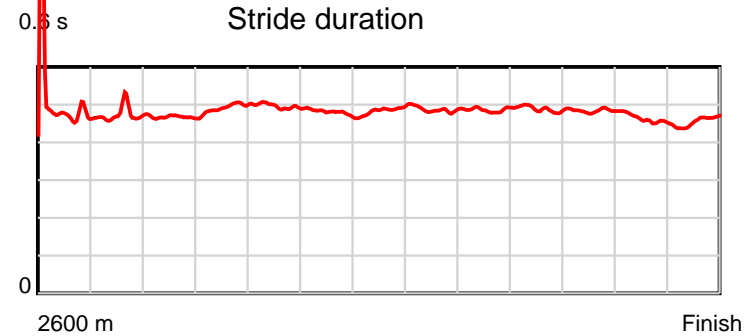
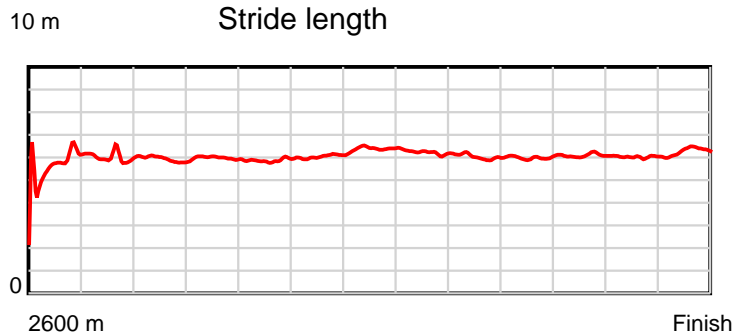
Disclaimer.

HRNZ and NZMTC and Thoroughbred Ratings Pty Ltd accepts no responsibility for the completeness or accuracy of any of the information contained herein, and makes no representations about its suitability for any particular purpose. Users should make their own judgements about those matters and/or seek independent advice. You assume all risks associated with use of the data provided on this page.

Race Results

July 21, 2017, Race 5, THREE SIXTY DISTRIBUTION TROT, Distance 2600m, Addington - Survey 3200m

Result	TAB no.	Horse (Barrier)	2200m to	2000m to	1800m to	1600m to	1400m to	1200m to	1000m to	800m to	600m to	400m to	200m to	Total or	Margin
4th	2	Bacardi N Coke (3)	2000m	1800m	1600m	1400m	1200m	1000m	800m	600m	400m	200m	WP	Average	
		Position in running (margin)	3(3.8)	2(3.3)	2(2.3)	2(2.2)	3(2.3)	3(1.8)	3(2.5)	4(1.9)	4(2.8)	5(2.0)	6(7.0)		7.90
		Sectional time (s)	15.70	16.43	16.92	15.95	15.09	15.78	16.09	16.34	15.98	15.40	14.71		
		Cumulative time (s)	174.39	158.69	142.26	125.34	109.39	94.30	78.52	62.43	46.09	30.11	14.71	3:28.55	
		Speed (m/s)	12.74	12.17	11.82	12.54	13.25	12.67	12.43	12.24	12.52	12.99	13.60	12.47	
		Stride length (m)	5.94	5.99	5.85	6.02	6.43	6.16	6.04	5.98	6.05	5.99	6.20	6.01	
		Stride duration (s)	0.467	0.492	0.495	0.480	0.485	0.486	0.486	0.488	0.484	0.461	0.456	0.482	
		Stride efficiency (%)	55.20	56.14	53.54	56.63	64.67	59.39	56.96	55.84	57.20	56.07	60.08	56.48	
		Stride count	33.65	33.37	34.17	33.22	31.09	32.44	33.13	33.46	33.06	33.39	32.26	432.49	



Note: Horizontal distance axis grid lines are 200m furlongs.

Disclaimer.

HRNZ and NZMTC and Thoroughbred Ratings Pty Ltd accepts no responsibility for the completeness or accuracy of any of the information contained herein, and makes no representations about its suitability for any particular purpose. Users should make their own judgements about those matters and/or seek independent advice. You assume all risks associated with use of the data provided on this page.



Race Results



July 21, 2017, Race 5, THREE SIXTY DISTRIBUTION TROT, Distance 2600m, Addington - Survey 3200m

Result	TAB no.	Horse (Barrier)	2600 to	2400m to
5th	3	Beyond The Hor... (4)	2400m	2200m
		Position in running (margin)	-	3(1.8)
		Sectional time (s)	18.52	15.41
		Cumulative time (s)	208.84	190.32
		Speed (m/s)	10.80	12.98
		Stride length (m)	5.22	5.97
		Stride duration (s)	0.456	0.460
		Stride efficiency (%)	42.58	55.75
		Stride count	38.31	33.48

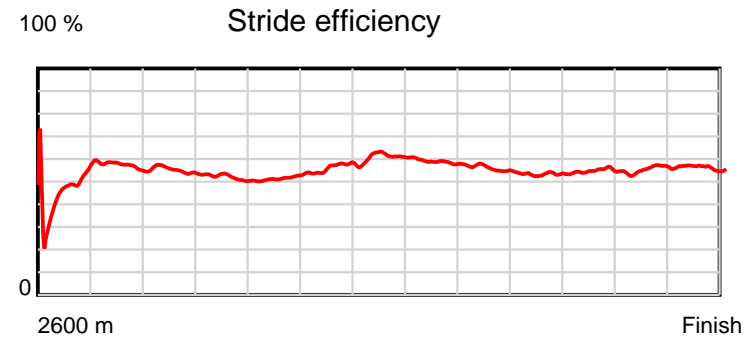
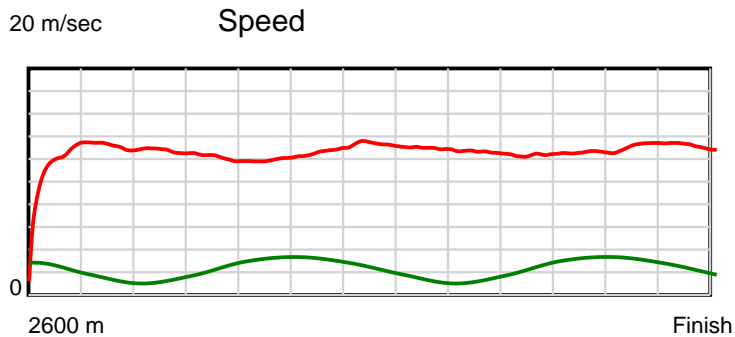
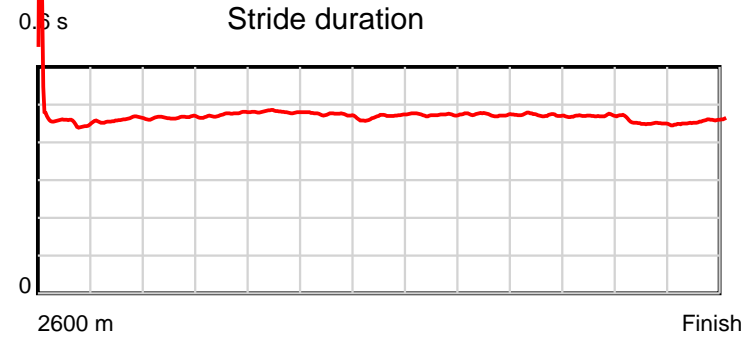
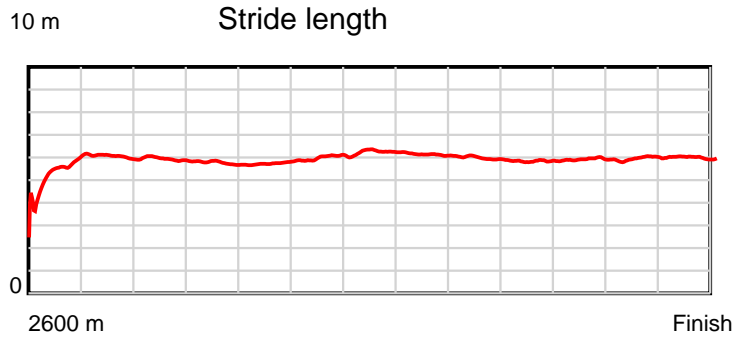
Disclaimer.

HRNZ and NZMTC and Thoroughbred Ratings Pty Ltd accepts no responsibility for the completeness or accuracy of any of the information contained herein, and makes no representations about its suitability for any particular purpose. Users should make their own judgements about those matters and/or seek independent advice. You assume all risks associated with use of the data provided on this page.

Race Results

July 21, 2017, Race 5, THREE SIXTY DISTRIBUTION TROT, Distance 2600m, Addington - Survey 3200m

Result	TAB no.	Horse (Barrier)	2200m to	2000m to	1800m to	1600m to	1400m to	1200m to	1000m to	800m to	600m to	400m to	200m to	Total or	Margin
5th	3	Beyond The Hor... (4)	2000m	1800m	1600m	1400m	1200m	1000m	800m	600m	400m	200m	WP	Average	
		Position in running (margin)	2(1.5)	3(3.8)	3(2.5)	3(2.6)	2(1.6)	1(0.0)	2(0.2)	1(0.0)	1(0.0)	1(0.0)	3(4.1)		9.50
		Sectional time (s)	16.16	16.38	16.94	15.78	14.90	15.69	16.16	16.19	16.11	15.25	15.35		
		Cumulative time (s)	174.91	158.75	142.37	125.43	109.65	94.75	79.06	62.90	46.71	30.60	15.35	3:28.84	
		Speed (m/s)	12.38	12.21	11.81	12.67	13.42	12.75	12.38	12.35	12.41	13.11	13.03	12.45	
		Stride length (m)	5.76	5.80	5.68	6.00	6.29	6.03	5.86	5.83	5.84	5.90	5.95	5.85	
		Stride duration (s)	0.466	0.475	0.481	0.473	0.469	0.473	0.473	0.472	0.471	0.450	0.457	0.470	
		Stride efficiency (%)	51.93	52.53	50.33	56.24	61.91	56.89	53.59	53.08	53.38	54.48	55.32	53.43	
		Stride count	34.69	34.49	35.24	33.34	31.77	33.15	34.15	34.31	34.22	33.87	33.61	444.63	



Note: Horizontal distance axis grid lines are 200m furlongs.

Disclaimer.

HRNZ and NZMTC and Thoroughbred Ratings Pty Ltd accepts no responsibility for the completeness or accuracy of any of the information contained herein, and makes no representations about its suitability for any particular purpose. Users should make their own judgements about those matters and/or seek independent advice. You assume all risks associated with use of the data provided on this page.



Race Results



July 21, 2017, Race 5, THREE SIXTY DISTRIBUTION TROT, Distance 2600m, Addington - Survey 3200m

Result	TAB no.	Horse (Barrier)	2600 to	2400m to
7th	14	Greenanwhite (1)	2400m	2200m
		Position in running (margin)	-	7(11.4)
		Sectional time (s)	20.06	15.99
		Cumulative time (s)	209.11	189.05
		Speed (m/s)	9.97	12.51
		Stride length (m)	5.70	5.95
		Stride duration (s)	0.488	0.476
		Stride efficiency (%)	50.84	55.27
		Stride count	35.07	33.63

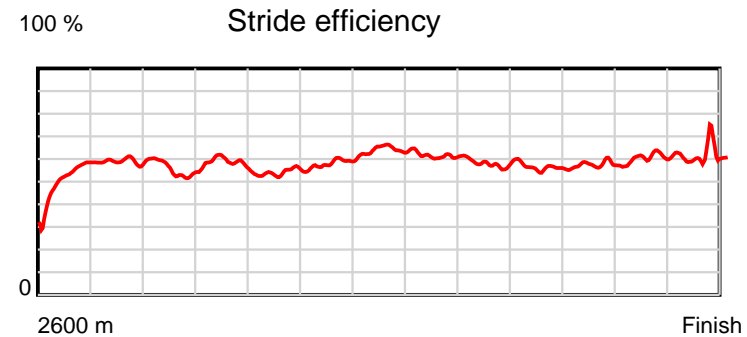
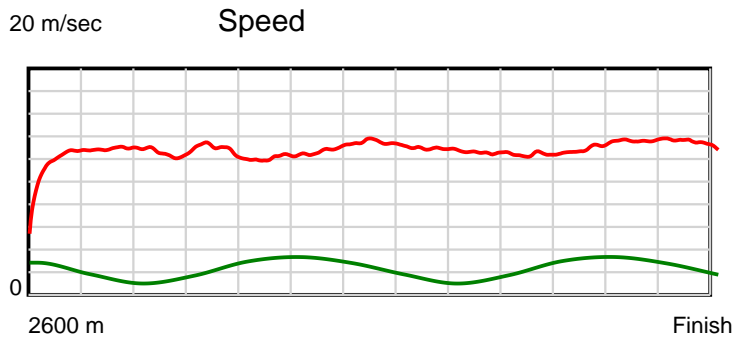
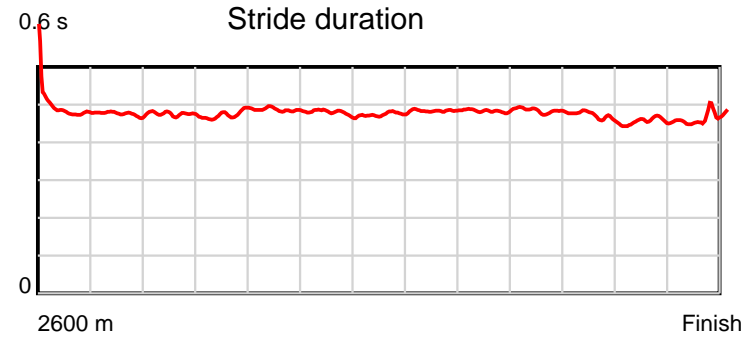
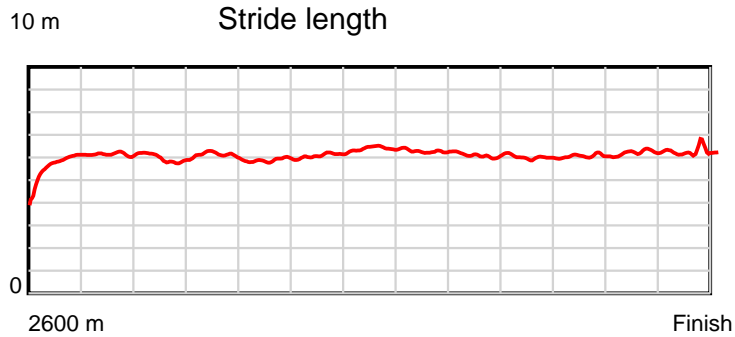
Disclaimer.

HRNZ and NZMTC and Thoroughbred Ratings Pty Ltd accepts no responsibility for the completeness or accuracy of any of the information contained herein, and makes no representations about its suitability for any particular purpose. Users should make their own judgements about those matters and/or seek independent advice. You assume all risks associated with use of the data provided on this page.

Race Results

July 21, 2017, Race 5, THREE SIXTY DISTRIBUTION TROT, Distance 2600m, Addington - Survey 3200m

Result	TAB no.	Horse (Barrier)	2200m to	2000m to	1800m to	1600m to	1400m to	1200m to	1000m to	800m to	600m to	400m to	200m to	Total or	Margin
7th	14	Greenanwhite (1)	2000m	1800m	1600m	1400m	1200m	1000m	800m	600m	400m	200m	WP	Average	
		Position in running (margin)	7(14.6)	7(15.8)	7(9.7)	7(8.9)	7(9.1)	7(7.2)	7(7.8)	7(6.2)	7(5.8)	8(4.4)	7(8.2)		11.20
		Sectional time (s)	15.97	15.59	16.79	15.97	14.86	15.76	15.93	16.13	15.87	15.22	14.97		
		Cumulative time (s)	173.06	157.09	141.50	124.71	108.74	93.88	78.12	62.19	46.06	30.19	14.97	3:29.11	
		Speed (m/s)	12.52	12.83	11.91	12.52	13.46	12.69	12.55	12.40	12.60	13.14	13.36	12.43	
		Stride length (m)	5.95	6.09	5.79	5.99	6.39	6.14	6.08	5.99	5.89	6.01	6.20	6.01	
		Stride duration (s)	0.475	0.474	0.486	0.478	0.475	0.484	0.484	0.483	0.467	0.457	0.464	0.483	
		Stride efficiency (%)	55.39	57.87	52.34	56.14	63.90	58.93	57.71	56.03	54.17	56.40	60.09	56.40	
		Stride count	33.59	32.87	34.56	33.37	31.28	32.57	32.91	33.40	33.97	33.29	32.25	432.76	



Note: Horizontal distance axis grid lines are 200m furlongs.

Disclaimer.

HRNZ and NZMTC and Thoroughbred Ratings Pty Ltd accepts no responsibility for the completeness or accuracy of any of the information contained herein, and makes no representations about its suitability for any particular purpose. Users should make their own judgements about those matters and/or seek independent advice. You assume all risks associated with use of the data provided on this page.



Race Results



July 21, 2017, Race 5, THREE SIXTY DISTRIBUTION TROT, Distance 2600m, Addington - Survey 3200m

Result	TAB no.	Horse (Barrier)	2600 to	2400m to
8th	8	Star Pride (8)	2400m	2200m
		Position in running (margin)	-	4(2.7)
		Sectional time (s)	18.65	15.92
		Cumulative time (s)	209.47	190.82
		Speed (m/s)	10.72	12.56
		Stride length (m)	4.99	5.46
		Stride duration (s)	0.426	0.435
		Stride efficiency (%)	38.90	46.59
		Stride count	40.09	36.63

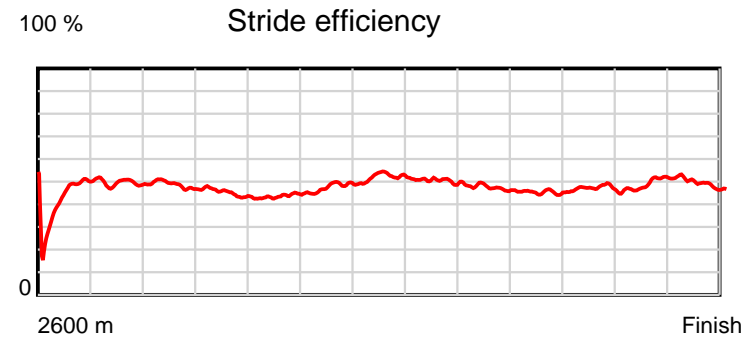
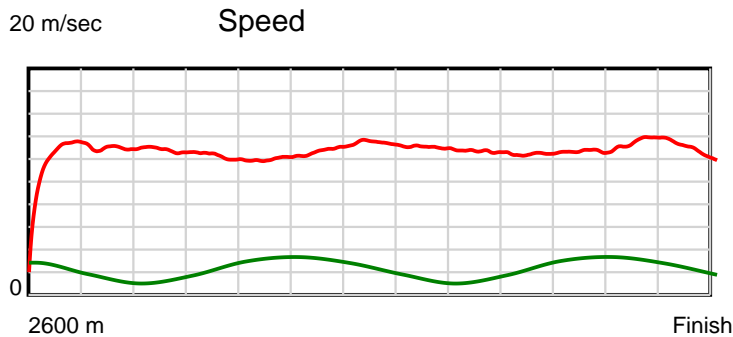
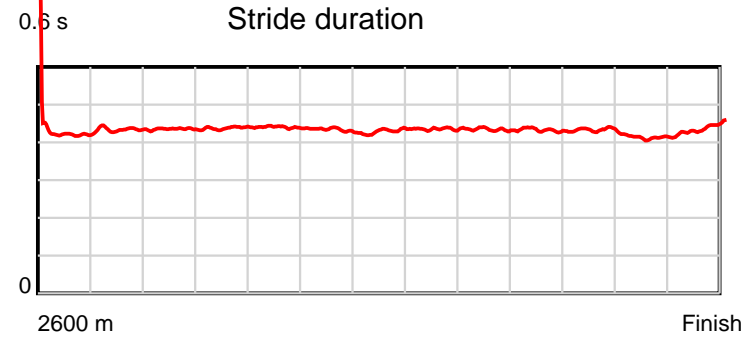
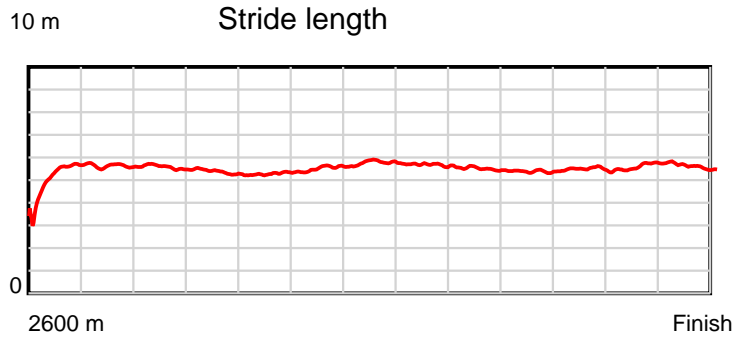
Disclaimer.

HRNZ and NZMTC and Thoroughbred Ratings Pty Ltd accepts no responsibility for the completeness or accuracy of any of the information contained herein, and makes no representations about its suitability for any particular purpose. Users should make their own judgements about those matters and/or seek independent advice. You assume all risks associated with use of the data provided on this page.

Race Results

July 21, 2017, Race 5, THREE SIXTY DISTRIBUTION TROT, Distance 2600m, Addington - Survey 3200m

Result	TAB no.	Horse (Barrier)	2200m to	2000m to	1800m to	1600m to	1400m to	1200m to	1000m to	800m to	600m to	400m to	200m to	Total or	Margin
8th	8	Star Pride (8)	2000m	1800m	1600m	1400m	1200m	1000m	800m	600m	400m	200m	WP	Average	
		Position in running (margin)	4(5.5)	4(5.3)	4(3.7)	4(3.4)	4(4.3)	4(2.5)	4(3.3)	3(1.6)	3(1.7)	4(1.8)	5(4.6)		13.20
		Sectional time (s)	15.75	16.33	16.88	16.08	14.88	15.79	15.91	16.20	16.13	15.05	15.90		
		Cumulative time (s)	174.90	159.15	142.82	125.94	109.86	94.98	79.19	63.28	47.08	30.95	15.90	3:29.47	
		Speed (m/s)	12.70	12.25	11.85	12.44	13.44	12.67	12.57	12.35	12.40	13.29	12.58	12.41	
		Stride length (m)	5.53	5.37	5.21	5.39	5.78	5.51	5.45	5.34	5.36	5.49	5.53	5.41	
		Stride duration (s)	0.435	0.438	0.440	0.433	0.430	0.435	0.433	0.433	0.432	0.413	0.440	0.436	
		Stride efficiency (%)	47.71	44.98	42.43	45.41	52.13	47.48	46.36	44.60	44.92	47.06	47.75	45.72	
		Stride count	36.20	37.28	38.38	37.10	34.63	36.28	36.72	37.44	37.30	36.45	36.18	480.68	



Note: Horizontal distance axis grid lines are 200m furlongs.

Disclaimer.

HRNZ and NZMTC and Thoroughbred Ratings Pty Ltd accepts no responsibility for the completeness or accuracy of any of the information contained herein, and makes no representations about its suitability for any particular purpose. Users should make their own judgements about those matters and/or seek independent advice. You assume all risks associated with use of the data provided on this page.



Race Results



July 21, 2017, Race 5, THREE SIXTY DISTRIBUTION TROT, Distance 2600m, Addington - Survey 3200m

Result	TAB no.	Horse (Barrier)	2600 to	2400m to
9th	15	Majestic Momen... (0)	2400m	2200m
		Position in running (margin)	-	9(16.5)
		Sectional time (s)	20.92	16.06
		Cumulative time (s)	210.16	189.24
		Speed (m/s)	9.56	12.45
		Stride length (m)	5.47	5.83
		Stride duration (s)	0.479	0.468
		Stride efficiency (%)	46.82	53.07
		Stride count	36.54	34.32

Disclaimer.

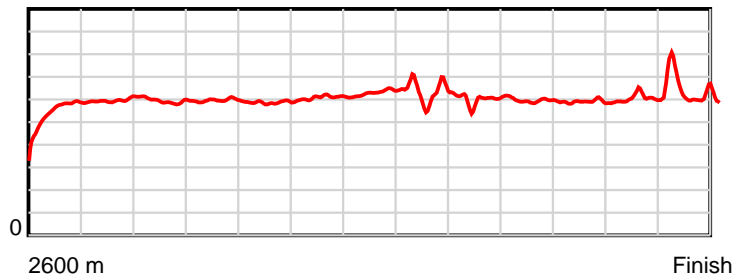
HRNZ and NZMTC and Thoroughbred Ratings Pty Ltd accepts no responsibility for the completeness or accuracy of any of the information contained herein, and makes no representations about its suitability for any particular purpose. Users should make their own judgements about those matters and/or seek independent advice. You assume all risks associated with use of the data provided on this page.

Race Results

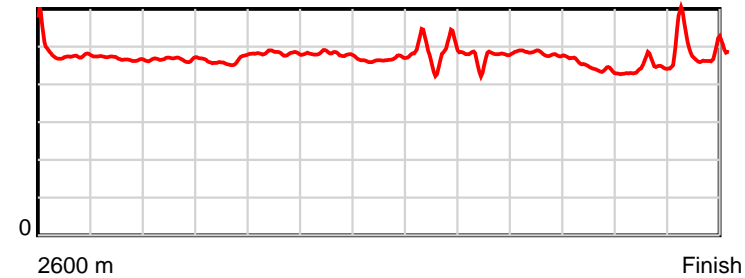
July 21, 2017, Race 5, THREE SIXTY DISTRIBUTION TROT, Distance 2600m, Addington - Survey 3200m

Result	TAB no.	Horse (Barrier)	2200m to	2000m to	1800m to	1600m to	1400m to	1200m to	1000m to	800m to	600m to	400m to	200m to	Total or	Margin
9th	15	Majestic Momen... (0)	2000m	1800m	1600m	1400m	1200m	1000m	800m	600m	400m	200m	WP	Average	
		Position in running (margin)	8(20.1)	8(19.2)	8(12.8)	8(11.3)	8(11.6)	8(8.9)	8(10.0)	8(8.3)	8(7.8)	6(3.8)	8(10.2)		17.00
		Sectional time (s)	15.63	15.54	16.67	15.98	14.74	15.82	15.92	16.11	15.45	15.65	15.67		
		Cumulative time (s)	173.18	157.55	142.01	125.34	109.36	94.62	78.80	62.88	46.77	31.32	15.67	3:30.15	
		Speed (m/s)	12.80	12.87	12.00	12.52	13.57	12.64	12.56	12.41	12.94	12.78	12.76	12.37	
		Stride length (m)	5.97	5.97	5.79	6.00	6.34	6.11	5.93	5.96	5.73	5.86	6.08	5.92	
		Stride duration (s)	0.467	0.464	0.483	0.480	0.467	0.484	0.472	0.480	0.443	0.459	0.477	0.479	
		Stride efficiency (%)	55.75	55.63	52.39	56.27	62.76	58.37	55.03	55.48	51.33	53.69	57.85	54.77	
		Stride count	33.48	33.52	34.54	33.33	31.56	32.72	33.70	33.57	34.90	34.12	32.87	439.17	

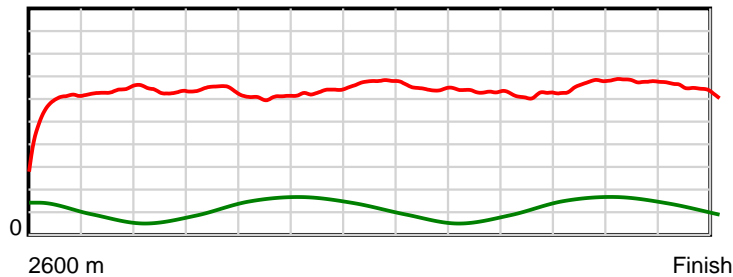
10 m Stride length



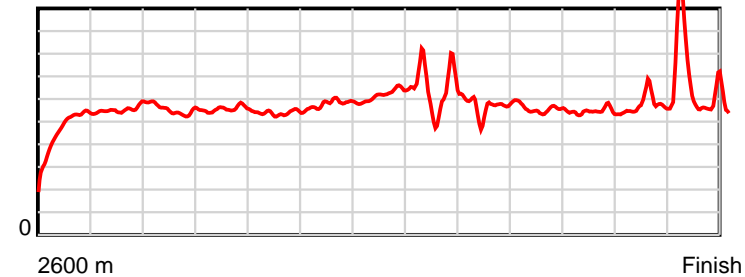
0.6 s Stride duration



20 m/sec Speed



100 % Stride efficiency



Note: Horizontal distance axis grid lines are 200m furlongs.

Disclaimer.

HRNZ and NZMTC and Thoroughbred Ratings Pty Ltd accepts no responsibility for the completeness or accuracy of any of the information contained herein, and makes no representations about its suitability for any particular purpose. Users should make their own judgements about those matters and/or seek independent advice. You assume all risks associated with use of the data provided on this page.



Race Results



July 21, 2017, Race 5, THREE SIXTY DISTRIBUTION TROT, Distance 2600m, Addington - Survey 3200m

Result	TAB no.	Horse (Barrier)	2600 to	2400m to
10th	12	Diana Harbour (9)	2400m	2200m
		Position in running (margin)	-	10(37.8)
		Sectional time (s)	24.42	16.42
		Cumulative time (s)	216.29	191.87
		Speed (m/s)	8.19	12.18
		Stride length (m)	4.84	5.90
		Stride duration (s)	0.515	0.484
		Stride efficiency (%)	36.54	54.33
		Stride count	41.36	33.92

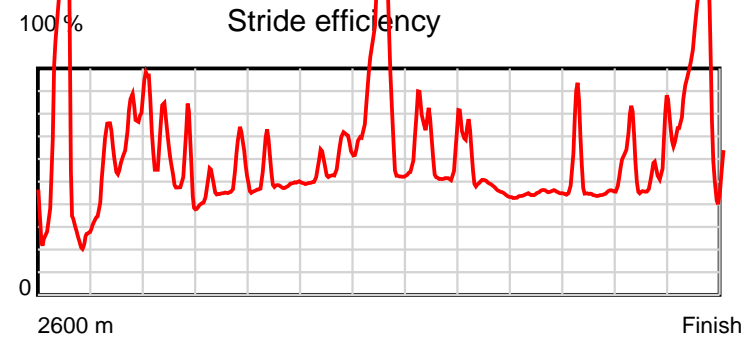
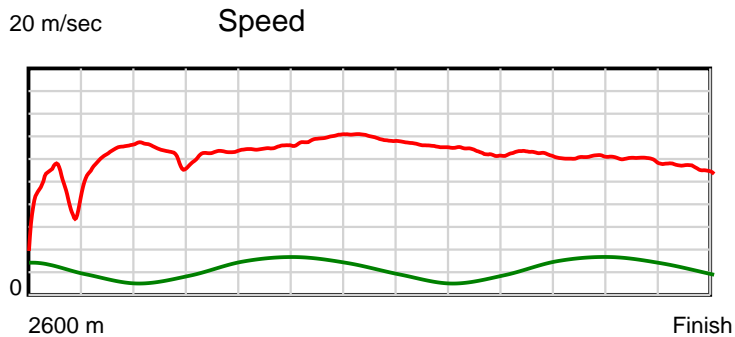
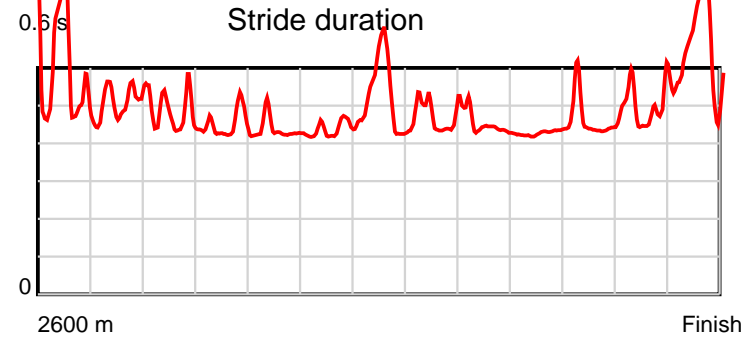
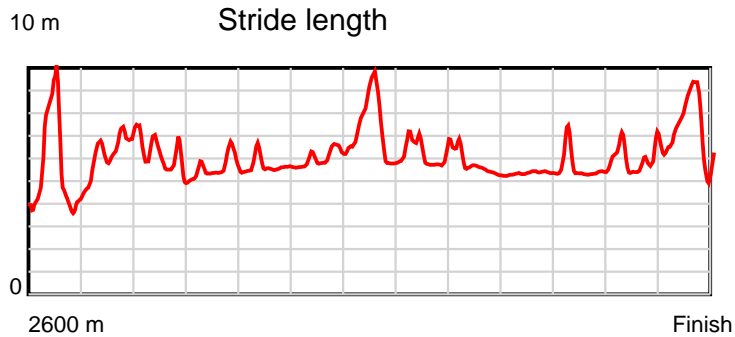
Disclaimer.

HRNZ and NZMTC and Thoroughbred Ratings Pty Ltd accepts no responsibility for the completeness or accuracy of any of the information contained herein, and makes no representations about its suitability for any particular purpose. Users should make their own judgements about those matters and/or seek independent advice. You assume all risks associated with use of the data provided on this page.

Race Results

July 21, 2017, Race 5, THREE SIXTY DISTRIBUTION TROT, Distance 2600m, Addington - Survey 3200m

Result	TAB no.	Horse (Barrier)	2200m to	2000m to	1800m to	1600m to	1400m to	1200m to	1000m to	800m to	600m to	400m to	200m to	Total or	Margin
10th	12	Diana Harbour (9)	2000m	1800m	1600m	1400m	1200m	1000m	800m	600m	400m	200m	WP	Average	
		Position in running (margin)	10(43.6)	10(45.5)	9(41.8)	9(33.8)	9(26.0)	9(21.4)	9(19.7)	9(17.5)	9(16.4)	9(19.8)	9(34.2)		51.10
		Sectional time (s)	16.10	15.98	15.58	14.65	14.40	15.38	15.83	16.01	16.67	16.97	17.88		
		Cumulative time (s)	175.45	159.35	143.37	127.79	113.14	98.74	83.36	67.53	51.52	34.85	17.88	3:36.28	
		Speed (m/s)	12.42	12.52	12.84	13.65	13.89	13.00	12.63	12.49	12.00	11.79	11.19	12.02	
		Stride length (m)	5.79	5.55	5.58	5.90	6.52	5.96	5.62	5.35	5.56	5.81	6.54	5.73	
		Stride duration (s)	0.467	0.444	0.435	0.432	0.469	0.458	0.445	0.428	0.463	0.493	0.585	0.477	
		Stride efficiency (%)	52.47	48.12	48.66	54.44	66.40	55.48	49.39	44.66	48.31	52.83	66.86	51.31	
		Stride count	34.52	36.04	35.84	33.88	30.68	33.57	35.57	37.41	35.97	34.40	30.58	453.74	



Note: Horizontal distance axis grid lines are 200m furlongs.

Disclaimer.

HRNZ and NZMTC and Thoroughbred Ratings Pty Ltd accepts no responsibility for the completeness or accuracy of any of the information contained herein, and makes no representations about its suitability for any particular purpose. Users should make their own judgements about those matters and/or seek independent advice. You assume all risks associated with use of the data provided on this page.



Race Results



July 21, 2017, Race 5, THREE SIXTY DISTRIBUTION TROT, Distance 2600m, Addington - Survey 3200m

Result	TAB no.	Horse (Barrier)	2600 to	2400m to
11th	4	Anna Kate (5)	2400m	2200m
		Position in running (margin)	-	8(13.8)
		Sectional time (s)	20.43	17.76
		Cumulative time (s)	217.22	196.79
		Speed (m/s)	9.79	11.26
		Stride length (m)	4.86	5.12
		Stride duration (s)	0.455	0.455
		Stride efficiency (%)	36.90	40.97
		Stride count	41.16	39.06

Disclaimer.

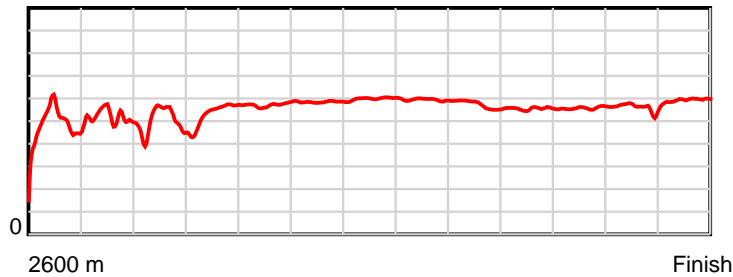
HRNZ and NZMTC and Thoroughbred Ratings Pty Ltd accepts no responsibility for the completeness or accuracy of any of the information contained herein, and makes no representations about its suitability for any particular purpose. Users should make their own judgements about those matters and/or seek independent advice. You assume all risks associated with use of the data provided on this page.

Race Results

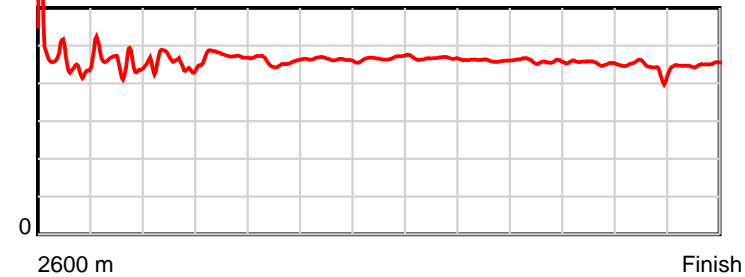
July 21, 2017, Race 5, THREE SIXTY DISTRIBUTION TROT, Distance 2600m, Addington - Survey 3200m

Result	TAB no.	Horse (Barrier)	2200m to	2000m to	1800m to	1600m to	1400m to	1200m to	1000m to	800m to	600m to	400m to	200m to	Total or	Margin
11th	4	Anna Kate (5)	2000m	1800m	1600m	1400m	1200m	1000m	800m	600m	400m	200m	WP	Average	
		Position in running (margin)	9(27.6)	9(44.7)	10(50.2)	10(44.4)	10(43.8)	10(45.5)	10(45.8)	10(45.9)	10(47.4)	10(48.7)	10(55.5)		56.30
		Sectional time (s)	18.63	17.50	15.97	15.83	15.47	15.70	16.21	16.44	16.33	15.70	15.25		
		Cumulative time (s)	179.03	160.40	142.90	126.93	111.10	95.63	79.93	63.72	47.28	30.95	15.25	3:37.22	
		Speed (m/s)	10.74	11.43	12.52	12.63	12.93	12.74	12.34	12.17	12.25	12.74	13.11	11.97	
		Stride length (m)	4.83	5.40	5.73	5.85	6.05	5.93	5.68	5.56	5.56	5.62	5.90	5.52	
		Stride duration (s)	0.450	0.472	0.458	0.463	0.468	0.465	0.461	0.457	0.454	0.441	0.450	0.461	
		Stride efficiency (%)	36.44	45.50	51.36	53.56	57.23	54.93	50.46	48.28	48.31	49.29	54.43	47.58	
		Stride count	41.41	37.07	34.89	34.16	33.05	33.73	35.20	35.98	35.97	35.61	33.89	471.18	

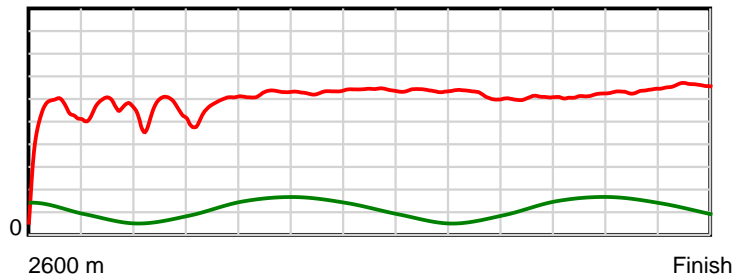
10 m Stride length



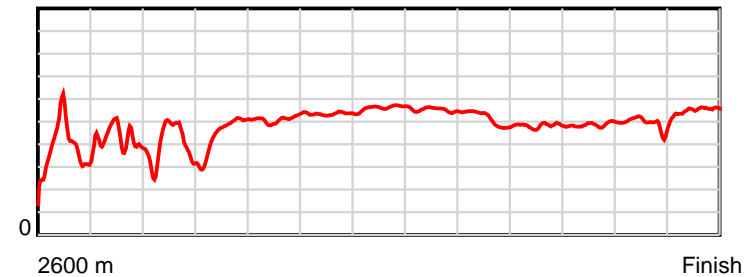
0.5 s Stride duration



20 m/sec Speed



100 % Stride efficiency



Note: Horizontal distance axis grid lines are 200m furlongs.

Disclaimer.

HRNZ and NZMTC and Thoroughbred Ratings Pty Ltd accepts no responsibility for the completeness or accuracy of any of the information contained herein, and makes no representations about its suitability for any particular purpose. Users should make their own judgements about those matters and/or seek independent advice. You assume all risks associated with use of the data provided on this page.