



Race Results

NZ Metropolitan Trotting Club Inc, HRNZ, July 21, 2017

Compilation date: July 21, 2017, 8:21:13 PM (NZST)

Copyright © 2017 HRNZ and NZMTC. All rights reserved.

Trademarks.

StrideMASTER is a registered trademark of Thoroughbred Ratings Pty Ltd.

Disclaimer.

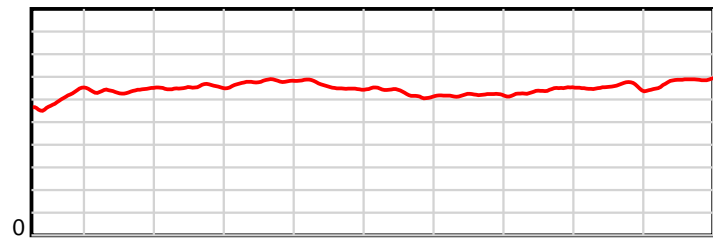
HRNZ and NZMTC and Thoroughbred Ratings Pty Ltd accepts no responsibility for the completeness or accuracy of any of the information contained herein, and makes no representations about its suitability for any particular purpose. Users should make their own judgements about those matters and/or seek independent advice. You assume all risks associated with use of the data provided on this page.

Race Results

July 21, 2017, Race 6, AQUACRAFT PLUMBING MOBILE PACE, Distance 1950m, Addington - Survey

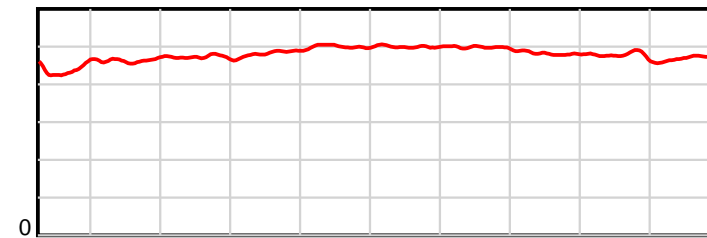
Position	TRB no.	Horse (Barrier)	1950 to 1800m	1800m to 1600m	1600m to 1400m	1400m to 1200m	1200m to 1000m	1000m to 800m	800m to 600m	600m to 400m	400m to 200m	200m to WP	Total or Average	Margin
1st	1	Boults On Fire (1)	1800m	1600m	1400m	1200m	1000m	800m	600m	400m	200m	WP	Average	
		Position in running (margin)	-	3(2.9)	2(0.9)	1(0.0)	2(2.3)	2(2.4)	2(2.0)	3(2.3)	3(2.1)	5(2.2)		0.00
		Sectional time (s)	10.93	14.75	14.52	14.19	15.17	15.87	15.88	15.03	14.49	13.77		
		Cumulative time (s)	144.60	133.67	118.92	104.40	90.21	75.04	59.17	43.29	28.26	13.77	2:24.59	
		Speed (m/s)	13.73	13.56	13.77	14.09	13.18	12.60	12.59	13.31	13.80	14.52	13.49	
		Stride length (m)	6.05	6.28	6.50	6.82	6.60	6.30	6.26	6.41	6.56	6.89	6.47	
		Stride duration (s)	0.438	0.463	0.472	0.484	0.501	0.500	0.497	0.482	0.475	0.474	0.480	
		Stride efficiency (%)	57.27	61.68	65.98	72.71	68.16	61.94	61.21	64.19	67.25	74.21	65.39	
		Stride count	24.78	31.83	30.78	29.32	30.28	31.77	31.96	31.21	30.49	29.02	301.44	

10 m Stride length



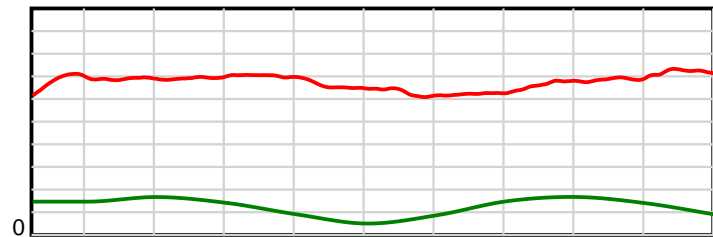
1950 m Finish

0.6 s Stride duration



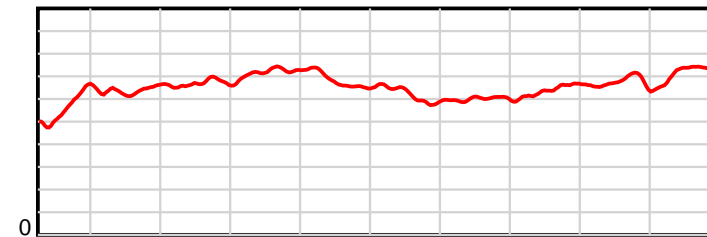
1950 m Finish

20 m/sec Speed



1950 m Finish

100 % Stride efficiency



1950 m Finish

Note: Horizontal distance axis grid lines are 200m furlongs.

Disclaimer.

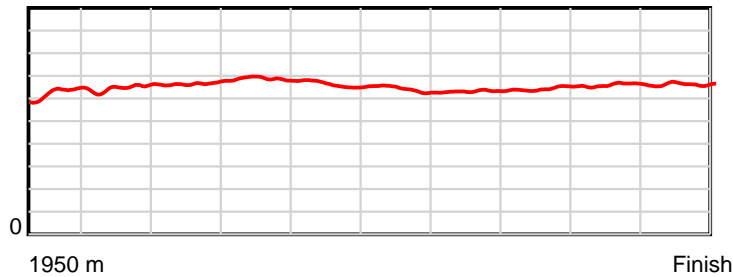
HRNZ and NZMTC and Thoroughbred Ratings Pty Ltd accepts no responsibility for the completeness or accuracy of any of the information contained herein, and makes no representations about its suitability for any particular purpose. Users should make their own judgements about those matters and/or seek independent advice. You assume all risks associated with use of the data provided on this page.

Race Results

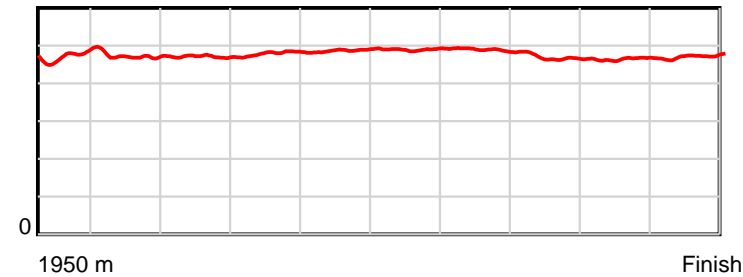
July 21, 2017, Race 6, AQUACRAFT PLUMBING MOBILE PACE, Distance 1950m, Addington - Survey

Pos	Trap no.	Horse (Barrier)	1950 to 1800m	1800m to 1600m	1600m to 1400m	1400m to 1200m	1200m to 1000m	1000m to 800m	800m to 600m	600m to 400m	400m to 200m	200m to WP	Total or Average	Margin
2nd	3	Hypervelocity (3)												
		Position in running (margin)	-	5(5.3)	6(5.5)	4(4.0)	4(5.2)	4(5.1)	3(3.2)	2(1.3)	2(0.6)	1(0.0)		0.90
		Sectional time (s)	11.45	15.13	14.41	14.00	15.12	15.63	15.52	14.95	14.37	14.18		
		Cumulative time (s)	144.76	133.31	118.18	103.77	89.77	74.65	59.02	43.50	28.55	14.18	2:24.75	
		Speed (m/s)	13.10	13.22	13.88	14.29	13.23	12.80	12.89	13.38	13.92	14.10	13.47	
		Stride length (m)	6.25	6.25	6.53	6.85	6.44	6.26	6.30	6.27	6.46	6.66	6.43	
		Stride duration (s)	0.472	0.473	0.471	0.479	0.487	0.490	0.489	0.469	0.464	0.472	0.477	
		Stride efficiency (%)	61.04	61.06	66.71	73.24	64.91	61.32	61.99	61.37	65.18	69.29	64.54	
		Stride count	24.00	31.99	30.61	29.21	31.03	31.93	31.75	31.91	30.97	30.03	303.43	

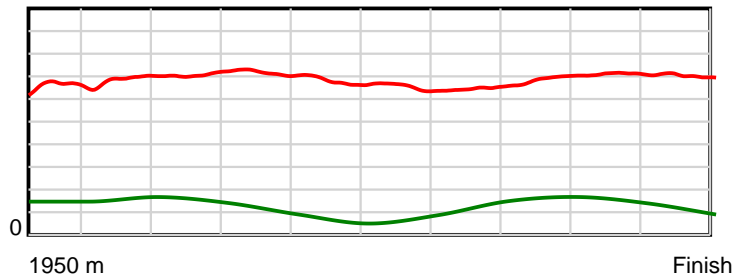
10 m Stride length



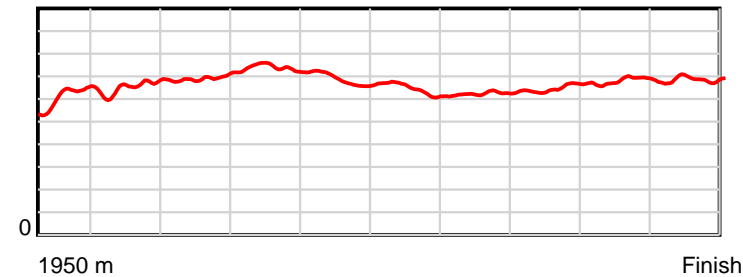
0.6 s Stride duration



20 m/sec Speed



100 % Stride efficiency



Note: Horizontal distance axis grid lines are 200m furlongs.

Disclaimer.

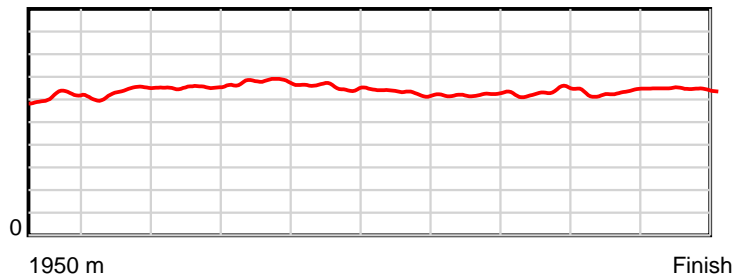
HRNZ and NZMTC and Thoroughbred Ratings Pty Ltd accepts no responsibility for the completeness or accuracy of any of the information contained herein, and makes no representations about its suitability for any particular purpose. Users should make their own judgements about those matters and/or seek independent advice. You assume all risks associated with use of the data provided on this page.

Race Results

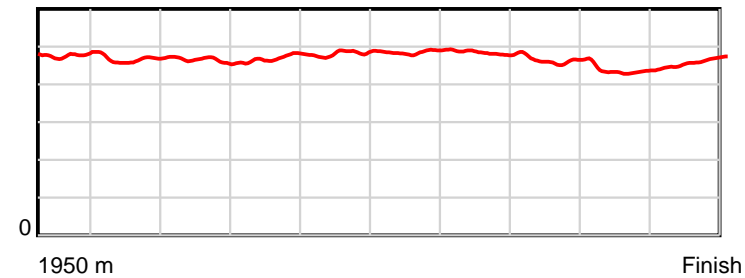
July 21, 2017, Race 6, AQUACRAFT PLUMBING MOBILE PACE, Distance 1950m, Addington - Survey

Pos	OB no.	Horse (Barrier)	1950 to 1800m	1800m to 1600m	1600m to 1400m	1400m to 1200m	1200m to 1000m	1000m to 800m	800m to 600m	600m to 400m	400m to 200m	200m to WP	Total or Average	Margin
3rd	7	Scottlynn Mach (6)												
		Position in running (margin)	-	7(6.8)	7(7.5)	7(6.6)	6(7.2)	6(6.9)	5(5.1)	4(2.9)	4(2.2)	2(0.0)		1.40
		Sectional time (s)	11.71	15.19	14.52	13.89	15.11	15.64	15.47	14.95	14.11	14.26		
		Cumulative time (s)	144.85	133.14	117.95	103.43	89.54	74.43	58.79	43.32	28.37	14.26	2:24.84	
		Speed (m/s)	12.81	13.17	13.77	14.40	13.24	12.79	12.93	13.38	14.17	14.03	13.46	
		Stride length (m)	6.19	6.15	6.40	6.76	6.38	6.22	6.25	6.20	6.16	6.47	6.32	
		Stride duration (s)	0.477	0.467	0.464	0.470	0.482	0.486	0.484	0.464	0.435	0.461	0.469	
		Stride efficiency (%)	59.94	59.02	63.91	71.50	63.66	60.39	61.08	60.06	59.30	65.36	62.33	
		Stride count	24.22	32.54	31.27	29.57	31.33	32.17	31.99	32.26	32.47	30.93	308.75	

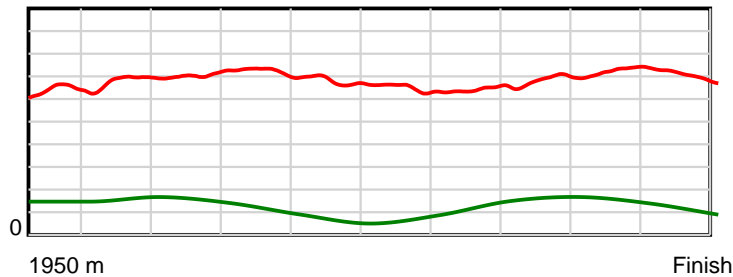
10 m Stride length



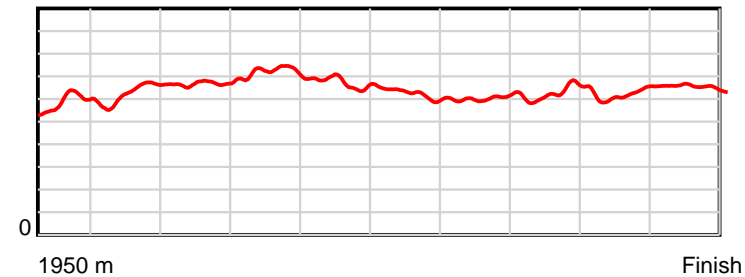
0.6 s Stride duration



20 m/sec Speed



100 % Stride efficiency



Note: Horizontal distance axis grid lines are 200m furlongs.

Disclaimer.

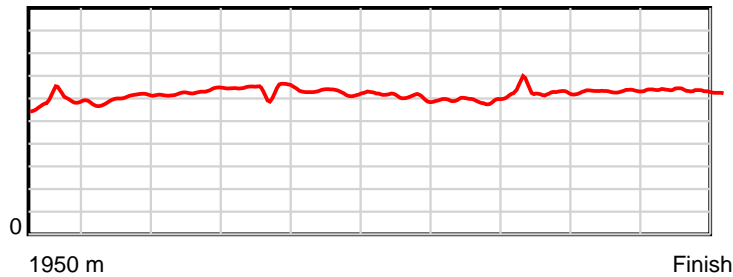
HRNZ and NZMTC and Thoroughbred Ratings Pty Ltd accepts no responsibility for the completeness or accuracy of any of the information contained herein, and makes no representations about its suitability for any particular purpose. Users should make their own judgements about those matters and/or seek independent advice. You assume all risks associated with use of the data provided on this page.

Race Results

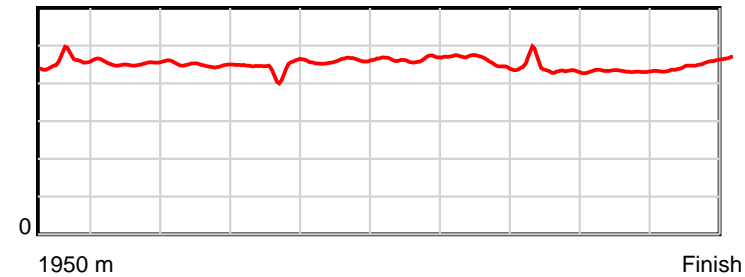
July 21, 2017, Race 6, AQUACRAFT PLUMBING MOBILE PACE, Distance 1950m, Addington - Survey

Position	TRB no.	Horse (Barrier)	1950 to 1800m	1800m to 1600m	1600m to 1400m	1400m to 1200m	1200m to 1000m	1000m to 800m	800m to 600m	600m to 400m	400m to 200m	200m to WP	Total or Average	Margin
4th	8	Bite The Bulle... (7)	1800m	1600m	1400m	1200m	1000m	800m	600m	400m	200m	WP	Average	
		Position in running (margin)	-	8(7.3)	8(12.5)	8(11.8)	8(12.5)	8(11.2)	8(9.1)	7(5.7)	5(3.5)	4(2.1)		2.80
		Sectional time (s)	11.48	15.95	14.56	13.90	14.95	15.57	15.28	14.70	14.24	14.48		
		Cumulative time (s)	145.11	133.63	117.68	103.12	89.22	74.27	58.70	43.42	28.72	14.48	2:25.11	
		Speed (m/s)	13.07	12.54	13.74	14.39	13.38	12.85	13.09	13.61	14.04	13.81	13.44	
		Stride length (m)	5.92	5.69	6.16	6.38	6.15	5.97	5.99	5.98	6.06	6.28	6.06	
		Stride duration (s)	0.458	0.454	0.449	0.443	0.460	0.465	0.458	0.440	0.432	0.455	0.451	
		Stride efficiency (%)	54.78	50.60	59.34	63.58	59.16	55.64	56.04	55.92	57.45	61.62	57.31	
		Stride count	25.34	35.15	32.46	31.35	32.51	33.52	33.40	33.43	32.98	31.85	321.99	

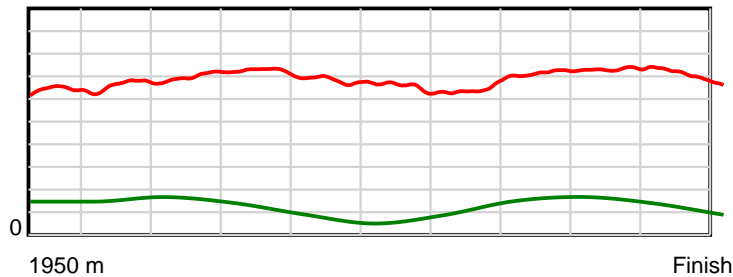
10 m Stride length



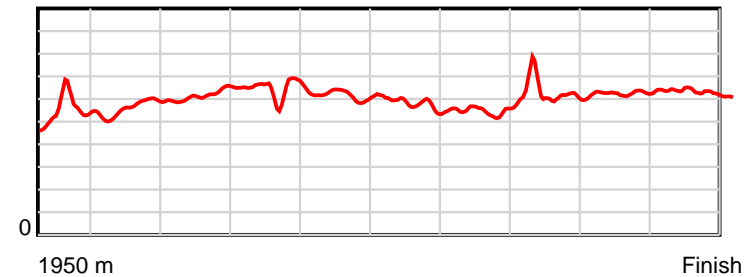
0.6 s Stride duration



20 m/sec Speed



100 % Stride efficiency



Note: Horizontal distance axis grid lines are 200m furlongs.

Disclaimer.

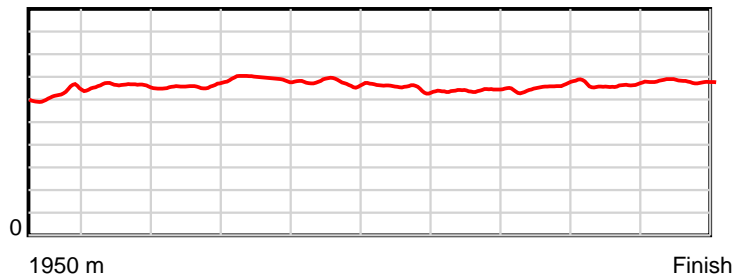
HRNZ and NZMTC and Thoroughbred Ratings Pty Ltd accepts no responsibility for the completeness or accuracy of any of the information contained herein, and makes no representations about its suitability for any particular purpose. Users should make their own judgements about those matters and/or seek independent advice. You assume all risks associated with use of the data provided on this page.

Race Results

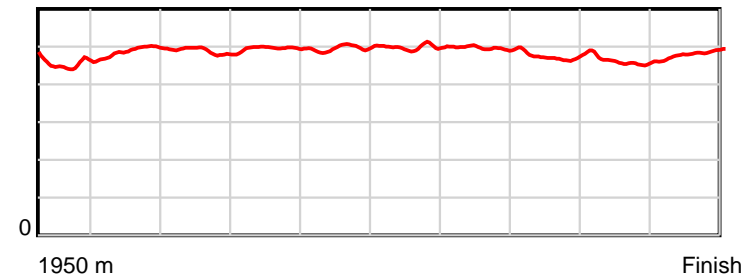
July 21, 2017, Race 6, AQUACRAFT PLUMBING MOBILE PACE, Distance 1950m, Addington - Survey

Position	Tab no.	Horse (Barrier)	1950 to 1800m	1800m to 1600m	1600m to 1400m	1400m to 1200m	1200m to 1000m	1000m to 800m	800m to 600m	600m to 400m	400m to 200m	200m to WP	Total or Average	Margin
5th	10	Dream To Reali... (9)	1800m	1600m	1400m	1200m	1000m	800m	600m	400m	200m	WP	Average	
		Position in running (margin)	-	6(5.4)	5(4.6)	6(5.4)	7(9.4)	7(9.0)	7(7.2)	6(5.3)	6(4.1)	6(2.4)		3.20
		Sectional time (s)	11.29	14.96	14.79	14.48	15.08	15.63	15.54	14.86	14.20	14.35		
		Cumulative time (s)	145.18	133.89	118.93	104.14	89.66	74.58	58.95	43.41	28.55	14.35	2:25.18	
		Speed (m/s)	13.29	13.37	13.52	13.81	13.26	12.80	12.87	13.46	14.08	13.94	13.43	
		Stride length (m)	6.21	6.53	6.60	6.85	6.58	6.37	6.39	6.38	6.48	6.73	6.52	
		Stride duration (s)	0.452	0.488	0.488	0.496	0.496	0.498	0.496	0.474	0.460	0.483	0.485	
		Stride efficiency (%)	60.20	66.65	68.05	73.33	67.57	63.49	63.76	63.66	65.68	70.79	66.33	
		Stride count	24.17	30.62	30.31	29.20	30.41	31.38	31.31	31.33	30.85	29.72	299.30	

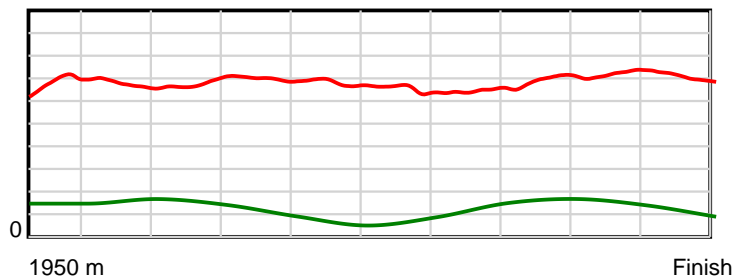
10 m Stride length



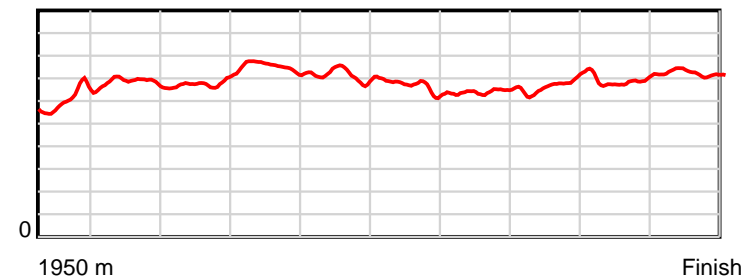
0.6 s Stride duration



20 m/sec Speed



100 % Stride efficiency



Note: Horizontal distance axis grid lines are 200m furlongs.

Disclaimer.

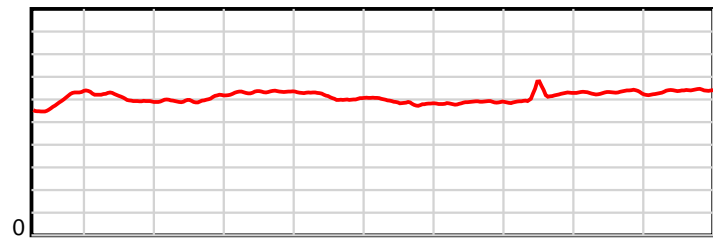
HRNZ and NZMTC and Thoroughbred Ratings Pty Ltd accepts no responsibility for the completeness or accuracy of any of the information contained herein, and makes no representations about its suitability for any particular purpose. Users should make their own judgements about those matters and/or seek independent advice. You assume all risks associated with use of the data provided on this page.

Race Results

July 21, 2017, Race 6, AQUACRAFT PLUMBING MOBILE PACE, Distance 1950m, Addington - Survey

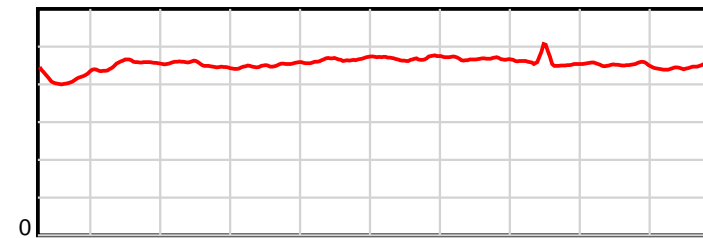
Position	Trap no.	Horse (Barrier)	1950 to 1800m	1800m to 1600m	1600m to 1400m	1400m to 1200m	1200m to 1000m	1000m to 800m	800m to 600m	600m to 400m	400m to 200m	200m to WP	Total or Average	Margin
6th	6	Black Regal Pr... (5)												
		Position in running (margin)	-	1(0.0)	1(0.0)	3(2.3)	3(4.6)	3(4.3)	4(4.3)	5(4.4)	7(4.3)	7(3.8)		4.40
		Sectional time (s)	10.39	15.09	15.05	14.19	15.10	15.93	15.87	15.06	14.39	14.31		
		Cumulative time (s)	145.38	134.99	119.90	104.85	90.66	75.56	59.63	43.76	28.70	14.31	2:25.37	
		Speed (m/s)	14.44	13.25	13.29	14.09	13.25	12.55	12.60	13.28	13.90	13.98	13.41	
		Stride length (m)	6.01	6.01	6.01	6.36	6.17	5.89	5.89	6.08	6.28	6.29	6.10	
		Stride duration (s)	0.416	0.453	0.452	0.451	0.465	0.469	0.467	0.457	0.452	0.450	0.455	
		Stride efficiency (%)	56.37	56.39	56.47	63.22	59.42	54.26	54.17	57.70	61.69	61.91	58.09	
		Stride count	24.97	33.29	33.27	31.44	32.43	33.94	33.97	32.91	31.83	31.77	319.82	

10 m Stride length



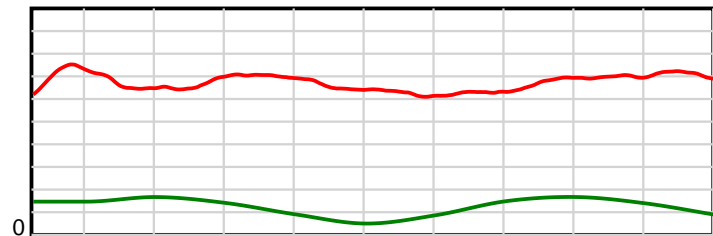
1950 m Finish

0.6 s Stride duration



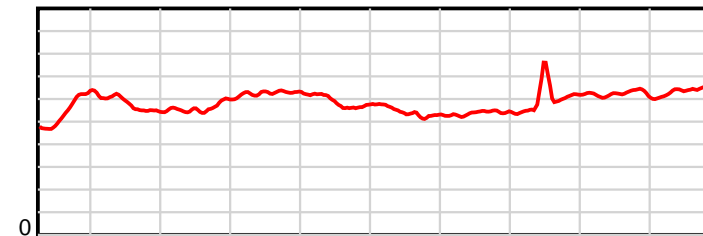
1950 m Finish

20 m/sec Speed



1950 m Finish

100 % Stride efficiency



1950 m Finish

Note: Horizontal distance axis grid lines are 200m furlongs.

Disclaimer.

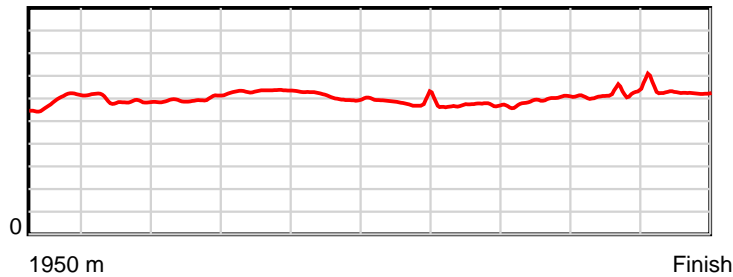
HRNZ and NZMTC and Thoroughbred Ratings Pty Ltd accepts no responsibility for the completeness or accuracy of any of the information contained herein, and makes no representations about its suitability for any particular purpose. Users should make their own judgements about those matters and/or seek independent advice. You assume all risks associated with use of the data provided on this page.

Race Results

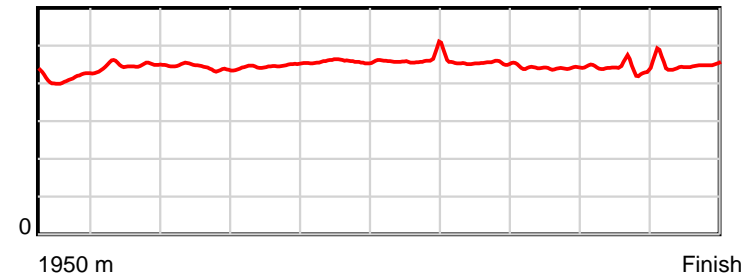
July 21, 2017, Race 6, AQUACRAFT PLUMBING MOBILE PACE, Distance 1950m, Addington - Survey

Position	Tab no.	Horse (Barrier)	1950 to 1800m	1800m to 1600m	1600m to 1400m	1400m to 1200m	1200m to 1000m	1000m to 800m	800m to 600m	600m to 400m	400m to 200m	200m to WP	Total or Average	Margin
7th	5	Hall Of Fame (4)	1800m	1600m	1400m	1200m	1000m	800m	600m	400m	200m	WP	Average	
		Position in running (margin)	-	2(0.8)	3(2.2)	5(4.1)	5(6.5)	5(6.2)	6(6.1)	8(6.0)	8(5.4)	8(4.7)		4.80
		Sectional time (s)	10.70	15.34	14.97	14.20	15.10	15.93	15.83	14.96	14.36	14.07		
		Cumulative time (s)	145.46	134.76	119.42	104.45	90.25	75.15	59.22	43.39	28.43	14.07	2:25.46	
		Speed (m/s)	14.02	13.04	13.36	14.08	13.25	12.55	12.63	13.37	13.93	14.21	13.41	
		Stride length (m)	5.88	5.84	5.91	6.29	6.06	5.80	5.74	5.89	6.18	6.33	5.99	
		Stride duration (s)	0.413	0.448	0.443	0.446	0.457	0.462	0.454	0.441	0.444	0.445	0.447	
		Stride efficiency (%)	53.94	53.35	54.61	61.77	57.37	52.54	51.50	54.21	59.66	62.59	56.02	
		Stride count	25.53	34.23	33.83	31.81	33.01	34.49	34.84	33.96	32.37	31.60	325.67	

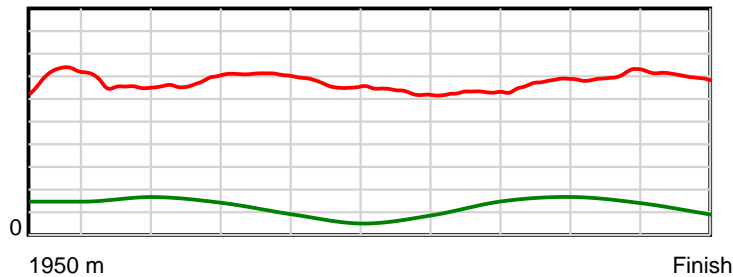
10 m Stride length



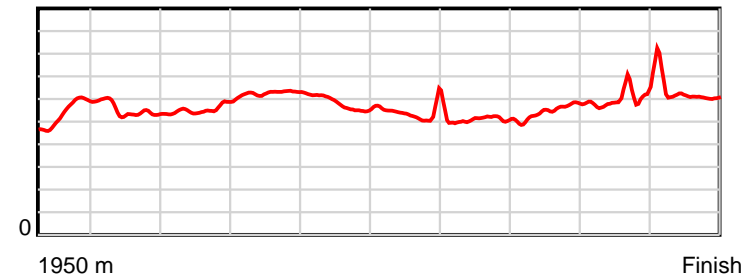
0.6 s Stride duration



20 m/sec Speed



100 % Stride efficiency



Note: Horizontal distance axis grid lines are 200m furlongs.

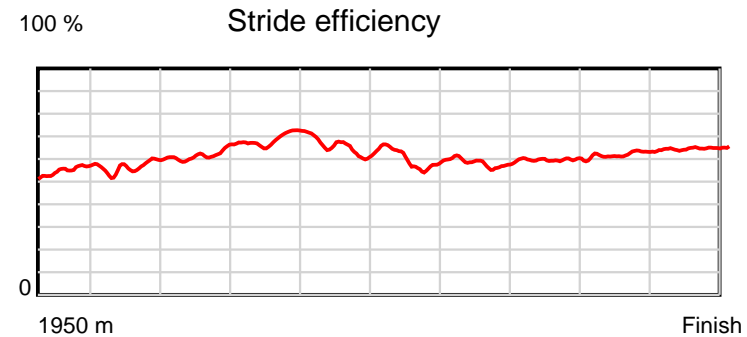
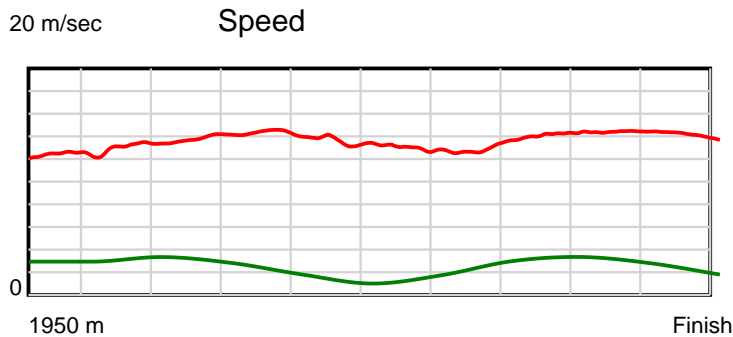
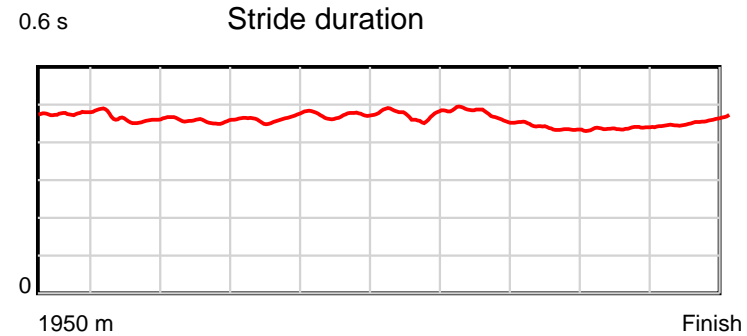
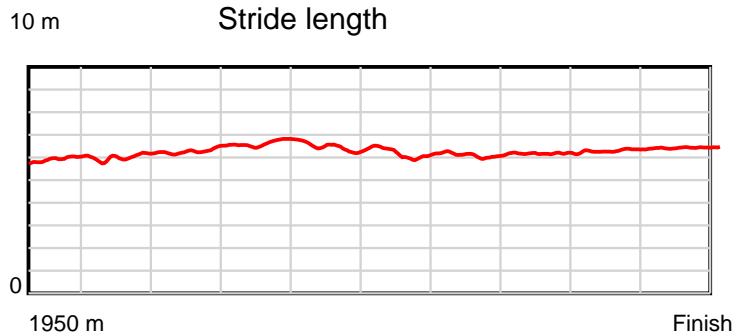
Disclaimer.

HRNZ and NZMTC and Thoroughbred Ratings Pty Ltd accepts no responsibility for the completeness or accuracy of any of the information contained herein, and makes no representations about its suitability for any particular purpose. Users should make their own judgements about those matters and/or seek independent advice. You assume all risks associated with use of the data provided on this page.

Race Results

July 21, 2017, Race 6, AQUACRAFT PLUMBING MOBILE PACE, Distance 1950m, Addington - Survey

1950m	1800m	1600m	1400m	1200m	1000m	800m	600m	400m	200m	Total or Average	Margin		
8th	9	Compliant (8)											
		Position in running (margin)	-	9(10.4)	9(14.0)	9(13.9)	9(14.3)	9(13.3)	9(11.0)	9(8.6)	9(6.0)	9(5.6)	4.90
		Sectional time (s)	12.03	15.70	14.64	13.87	14.98	15.55	15.44	14.65	14.40	14.21	
		Cumulative time (s)	145.47	133.44	117.74	103.10	89.23	74.25	58.70	43.26	28.61	14.21	2:25.47
		Speed (m/s)	12.47	12.74	13.66	14.42	13.35	12.86	12.95	13.65	13.89	14.07	13.41
		Stride length (m)	5.93	5.91	6.25	6.68	6.30	6.09	6.14	5.98	6.09	6.45	6.18
		Stride duration (s)	0.476	0.464	0.457	0.464	0.472	0.474	0.474	0.438	0.438	0.458	0.461
		Stride efficiency (%)	54.98	54.67	60.97	69.81	62.02	58.00	58.89	55.81	57.92	64.95	59.68
		Stride count	25.29	33.81	32.02	29.92	31.75	32.83	32.58	33.47	32.85	31.02	315.54



Note: Horizontal distance axis grid lines are 200m furlongs.

Disclaimer.

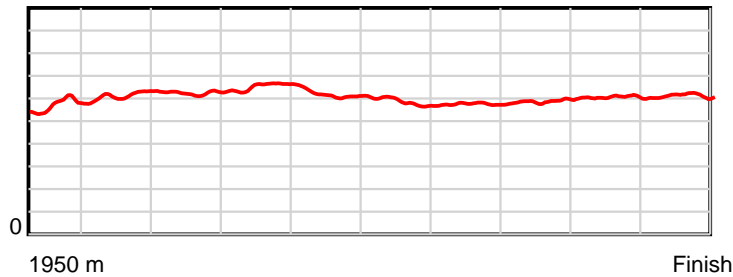
HRNZ and NZMTC and Thoroughbred Ratings Pty Ltd accepts no responsibility for the completeness or accuracy of any of the information contained herein, and makes no representations about its suitability for any particular purpose. Users should make their own judgements about those matters and/or seek independent advice. You assume all risks associated with use of the data provided on this page.

Race Results

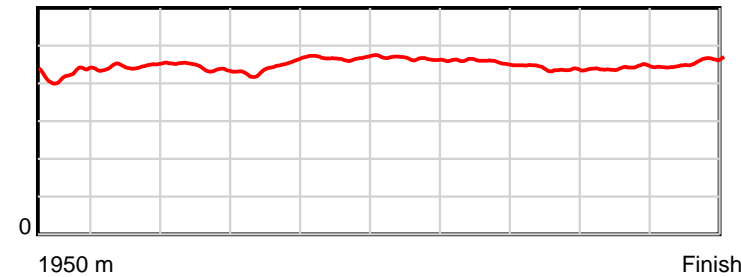
July 21, 2017, Race 6, AQUACRAFT PLUMBING MOBILE PACE, Distance 1950m, Addington - Survey

Position	TRB no.	Horse (Barrier)	1950 to 1800m	1800m to 1600m	1600m to 1400m	1400m to 1200m	1200m to 1000m	1000m to 800m	800m to 600m	600m to 400m	400m to 200m	200m to WP	Total or Average	Margin
9th	2	Don Pierre (2)	1800m	1600m	1400m	1200m	1000m	800m	600m	400m	200m	WP	Average	
		Position in running (margin)	-	4(4.1)	4(2.8)	2(1.1)	1(0.0)	1(0.0)	1(0.0)	1(0.0)	1(0.0)	3(0.8)		5.10
		Sectional time (s)	11.02	14.88	14.39	13.61	15.15	15.94	15.84	15.07	14.61	15.00		
		Cumulative time (s)	145.51	134.49	119.61	105.22	91.61	76.46	60.52	44.68	29.61	15.00	2:25.50	
		Speed (m/s)	13.62	13.44	13.90	14.70	13.20	12.55	12.63	13.27	13.69	13.33	13.40	
		Stride length (m)	5.71	5.98	6.15	6.52	6.17	5.83	5.78	5.83	6.05	6.07	6.01	
		Stride duration (s)	0.422	0.445	0.442	0.444	0.468	0.465	0.458	0.439	0.442	0.455	0.448	
		Stride efficiency (%)	50.99	55.92	59.02	66.47	59.55	53.18	52.21	53.08	57.14	57.63	56.43	
		Stride count	26.26	33.43	32.54	30.67	32.40	34.28	34.60	34.32	33.08	32.93	324.51	

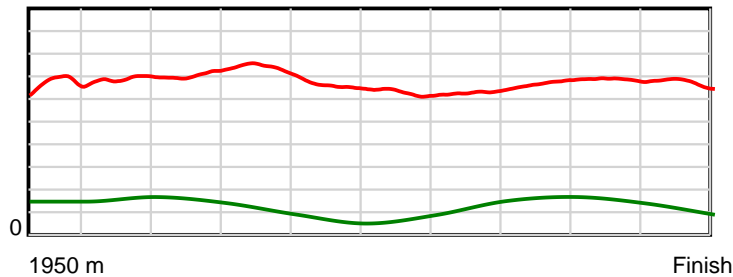
10 m Stride length



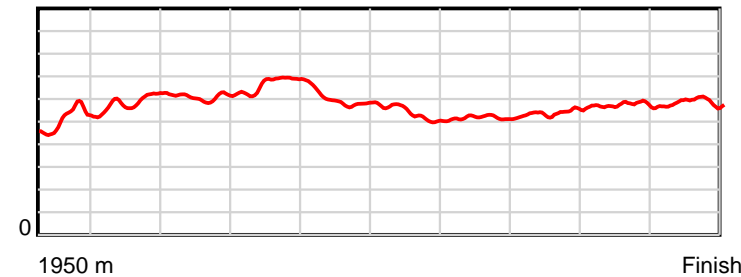
0.6 s Stride duration



20 m/sec Speed



100 % Stride efficiency



Note: Horizontal distance axis grid lines are 200m furlongs.

Disclaimer.

HRNZ and NZMTC and Thoroughbred Ratings Pty Ltd accepts no responsibility for the completeness or accuracy of any of the information contained herein, and makes no representations about its suitability for any particular purpose. Users should make their own judgements about those matters and/or seek independent advice. You assume all risks associated with use of the data provided on this page.