



## Race Results

NZ Metropolitan Trotting Club Inc, HRNZ, July 21, 2017

Compilation date: July 21, 2017, 8:58:40 PM (NZST)

Copyright © 2017 HRNZ and NZMTC. All rights reserved.

### Trademarks.

StrideMASTER is a registered trademark of Thoroughbred Ratings Pty Ltd.

### Disclaimer.

HRNZ and NZMTC and Thoroughbred Ratings Pty Ltd accepts no responsibility for the completeness or accuracy of any of the information contained herein, and makes no representations about its suitability for any particular purpose. Users should make their own judgements about those matters and/or seek independent advice. You assume all risks associated with use of the data provided on this page.



# Race Results



July 21, 2017, Race 7, HARAS des TROTTEURS HANDICAP TROT, Distance 2600m, Addington - Survey

Result	Tab no.	Horse (Barrier)	2600 to	2400m to
1st	6	Ronald J (5)	2400m	2200m
		Position in running (margin)	-	5(10.5)
		Sectional time (s)	19.29	14.84
		Cumulative time (s)	201.27	181.98
		Speed (m/s)	10.37	13.48
		Stride length (m)	6.05	6.53
		Stride duration (s)	0.478	0.484
		Stride efficiency (%)	57.24	66.59
		Stride count	33.04	30.64

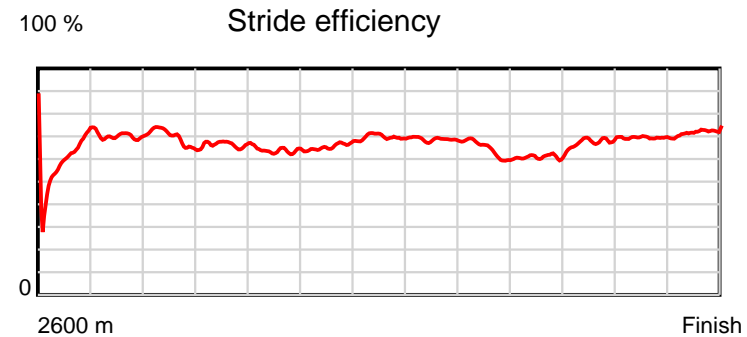
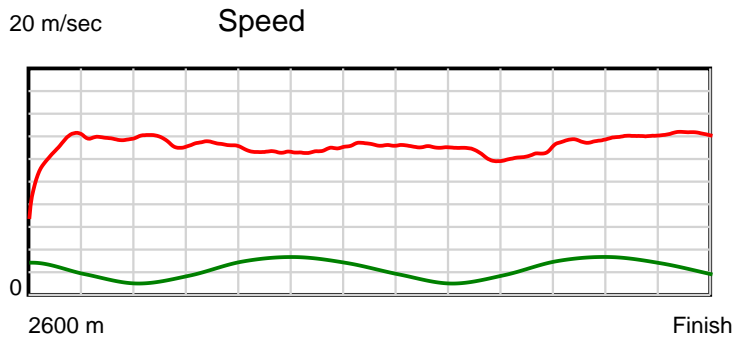
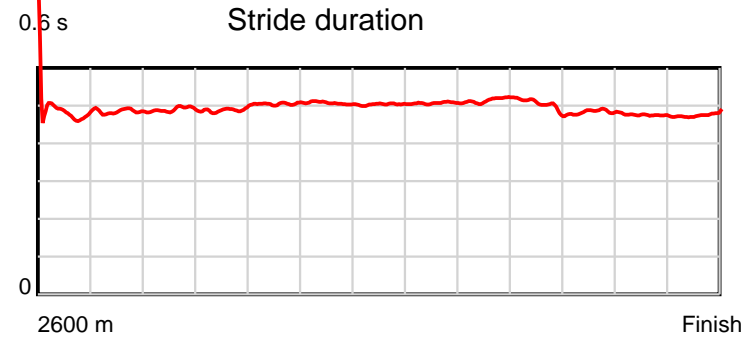
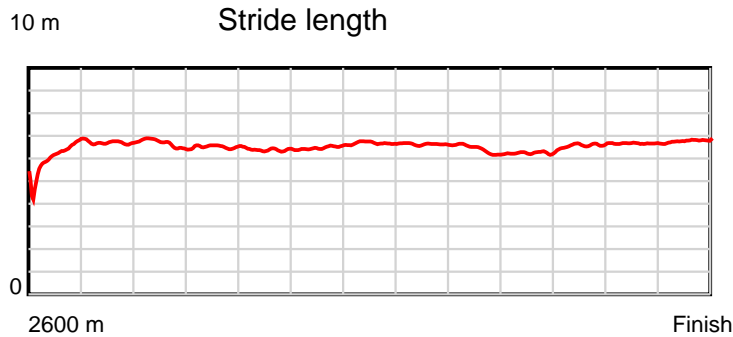
#### Disclaimer.

HRNZ and NZMTC and Thoroughbred Ratings Pty Ltd accepts no responsibility for the completeness or accuracy of any of the information contained herein, and makes no representations about its suitability for any particular purpose. Users should make their own judgements about those matters and/or seek independent advice. You assume all risks associated with use of the data provided on this page.

# Race Results

July 21, 2017, Race 7, HARAS des TROTTEURS HANDICAP TROT, Distance 2600m, Addington - Survey

Result	Tab no.	Horse (Barrier)	2200m to	2000m to	1800m to	1600m to	1400m to	1200m to	1000m to	800m to	600m to	400m to	200m to	Total or	Margin
1st	6	Ronald J (5)	2000m	1800m	1600m	1400m	1200m	1000m	800m	600m	400m	200m	WP	Average	
		Position in running (margin)	4(6.2)	2(2.2)	1(0.0)	1(0.0)	1(0.0)	1(0.0)	1(0.0)	1(0.0)	1(0.0)	1(0.0)	1(0.0)		0.00
		Sectional time (s)	14.99	14.98	15.85	15.78	15.07	15.39	16.12	15.95	14.68	14.34	13.99		
		Cumulative time (s)	167.14	152.15	137.17	121.32	105.54	90.47	75.08	58.96	43.01	28.33	13.99	3:21.27	
		Speed (m/s)	13.34	13.35	12.62	12.67	13.27	13.00	12.41	12.54	13.62	13.95	14.30	12.92	
		Stride length (m)	6.53	6.55	6.37	6.42	6.67	6.59	6.40	6.28	6.59	6.61	6.89	6.49	
		Stride duration (s)	0.489	0.490	0.504	0.507	0.503	0.507	0.516	0.501	0.484	0.474	0.482	0.503	
		Stride efficiency (%)	66.67	66.97	63.36	64.44	69.60	67.83	63.96	61.58	67.85	68.26	74.13	65.86	
		Stride count	30.62	30.55	31.41	31.14	29.97	30.36	31.26	31.86	30.35	30.26	29.04	400.50	



Note: Horizontal distance axis grid lines are 200m furlongs.

#### Disclaimer.

HRNZ and NZMTC and Thoroughbred Ratings Pty Ltd accepts no responsibility for the completeness or accuracy of any of the information contained herein, and makes no representations about its suitability for any particular purpose. Users should make their own judgements about those matters and/or seek independent advice. You assume all risks associated with use of the data provided on this page.



# Race Results



July 21, 2017, Race 7, HARAS des TROTTEURS HANDICAP TROT, Distance 2600m, Addington - Survey

Result	TRB no.	Horse (Barrier)	2600 to	2400m to
2nd	3	<b>Donsmedad (6)</b>	<b>2400m</b>	<b>2200m</b>
		Position in running (margin)	-	1(0.0)
		Sectional time (s)	17.50	15.56
		Cumulative time (s)	201.94	184.44
		Speed (m/s)	11.43	12.85
		Stride length (m)	5.48	6.08
		Stride duration (s)	0.469	0.473
		Stride efficiency (%)	46.95	57.72
		Stride count	36.49	32.91

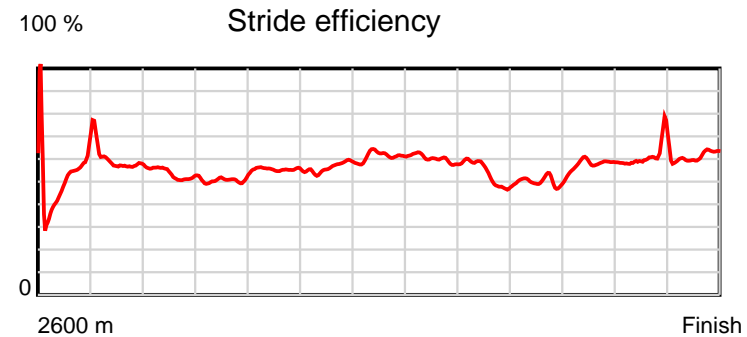
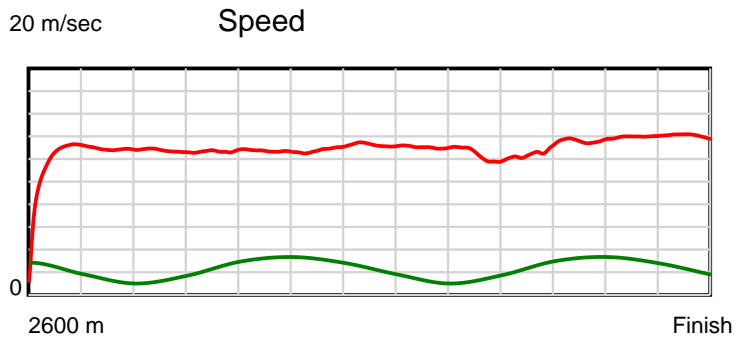
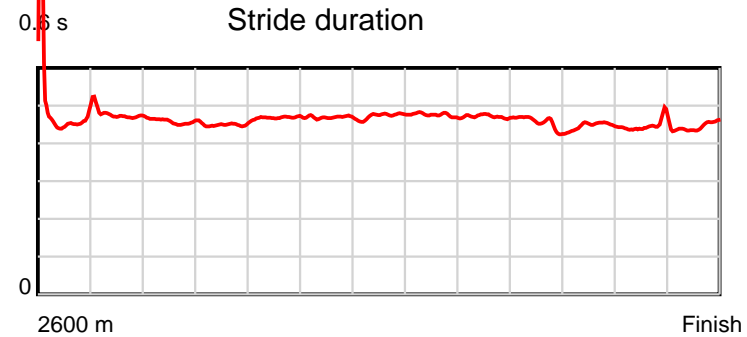
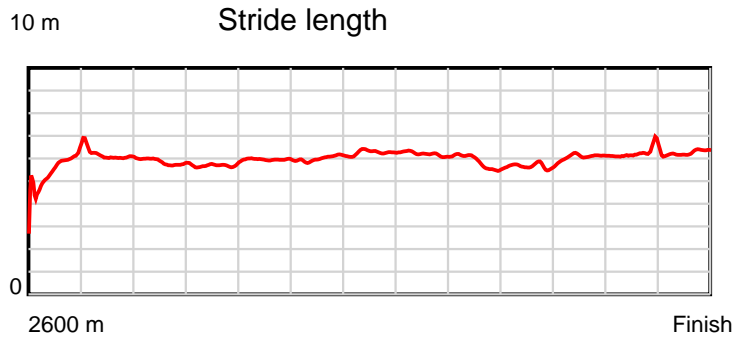
#### Disclaimer.

HRNZ and NZMTC and Thoroughbred Ratings Pty Ltd accepts no responsibility for the completeness or accuracy of any of the information contained herein, and makes no representations about its suitability for any particular purpose. Users should make their own judgements about those matters and/or seek independent advice. You assume all risks associated with use of the data provided on this page.

# Race Results

July 21, 2017, Race 7, HARAS des TROTTEURS HANDICAP TROT, Distance 2600m, Addington - Survey

Result	Tab no.	Horse (Barrier)	2200m to	2000m to	1800m to	1600m to	1400m to	1200m to	1000m to	800m to	600m to	400m to	200m to	Total or	Margin
2nd	3	Donsmedad (6)	2000m	1800m	1600m	1400m	1200m	1000m	800m	600m	400m	200m	WP	Average	
		Position in running (margin)	1(0.0)	1(0.0)	2(2.4)	2(2.1)	2(1.8)	2(1.9)	2(1.9)	2(2.3)	2(2.0)	2(2.5)	2(2.7)		3.70
		Sectional time (s)	15.65	15.73	15.79	15.74	15.09	15.39	16.18	15.90	14.76	14.37	14.28		
		Cumulative time (s)	168.88	153.23	137.50	121.71	105.97	90.88	75.49	59.31	43.41	28.65	14.28	3:21.94	
		Speed (m/s)	12.78	12.71	12.67	12.71	13.25	13.00	12.36	12.58	13.55	13.92	14.01	12.88	
		Stride length (m)	5.85	5.71	5.93	5.96	6.27	6.17	5.83	5.70	6.06	6.19	6.25	5.95	
		Stride duration (s)	0.458	0.449	0.468	0.469	0.473	0.475	0.471	0.454	0.447	0.444	0.446	0.462	
		Stride efficiency (%)	53.54	50.98	54.96	55.48	61.43	59.53	53.03	50.85	57.37	59.83	61.06	55.34	
		Stride count	34.17	35.02	33.72	33.57	31.90	32.40	34.33	35.06	33.01	32.32	31.99	436.89	



Note: Horizontal distance axis grid lines are 200m furlongs.

#### Disclaimer.

HRNZ and NZMTC and Thoroughbred Ratings Pty Ltd accepts no responsibility for the completeness or accuracy of any of the information contained herein, and makes no representations about its suitability for any particular purpose. Users should make their own judgements about those matters and/or seek independent advice. You assume all risks associated with use of the data provided on this page.



# Race Results



July 21, 2017, Race 7, HARAS des TROTTEURS HANDICAP TROT, Distance 2600m, Addington - Survey

Result	TRB no.	Horse (Barrier)	2600 to 2400m	2400m to 2200m
3rd	7	Idle Monkey (1)	2400m	2200m
		Position in running (margin)	-	7(24.0)
		Sectional time (s)	21.66	15.08
		Cumulative time (s)	203.51	181.85
		Speed (m/s)	9.23	13.26
		Stride length (m)	5.93	6.36
		Stride duration (s)	0.480	0.479
		Stride efficiency (%)	54.90	63.12
		Stride count	33.74	31.47

#### Disclaimer.

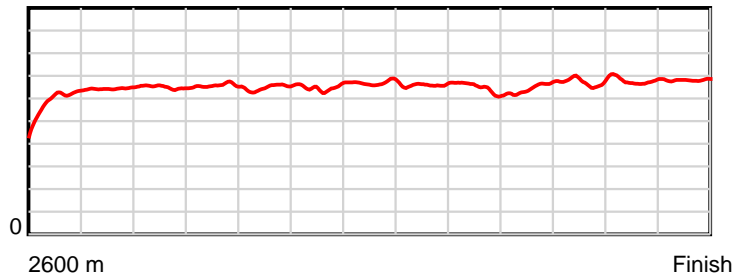
HRNZ and NZMTC and Thoroughbred Ratings Pty Ltd accepts no responsibility for the completeness or accuracy of any of the information contained herein, and makes no representations about its suitability for any particular purpose. Users should make their own judgements about those matters and/or seek independent advice. You assume all risks associated with use of the data provided on this page.

# Race Results

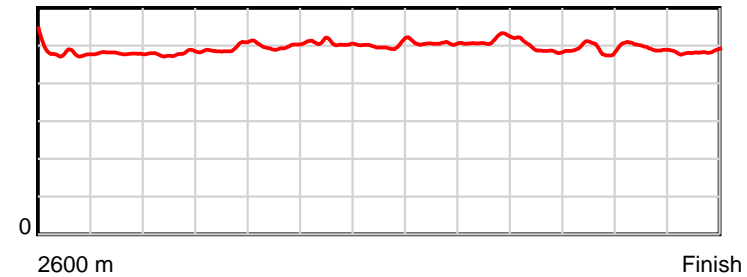
July 21, 2017, Race 7, HARAS des TROTTEURS HANDICAP TROT, Distance 2600m, Addington - Survey

Result	Tab no.	Horse (Barrier)	2200m to	2000m to	1800m to	1600m to	1400m to	1200m to	1000m to	800m to	600m to	400m to	200m to	Total or	Margin
3rd	7	Idle Monkey (1)	2000m	1800m	1600m	1400m	1200m	1000m	800m	600m	400m	200m	WP	Average	
		Position in running (margin)	7(21.2)	7(16.0)	7(14.6)	7(13.0)	7(13.2)	7(13.1)	7(13.6)	7(13.2)	7(8.9)	7(9.4)	7(12.4)		12.40
		Sectional time (s)	14.78	15.11	15.58	15.81	15.06	15.48	16.06	15.23	14.76	14.85	14.05		
		Cumulative time (s)	166.77	151.99	136.88	121.30	105.49	90.43	74.95	58.89	43.66	28.90	14.05	3:23.50	
		Speed (m/s)	13.53	13.24	12.84	12.65	13.28	12.92	12.45	13.13	13.55	13.47	14.23	12.78	
		Stride length (m)	6.48	6.53	6.40	6.42	6.66	6.53	6.41	6.48	6.67	6.67	6.89	6.49	
		Stride duration (s)	0.479	0.493	0.498	0.507	0.502	0.505	0.515	0.493	0.492	0.495	0.484	0.508	
		Stride efficiency (%)	65.63	66.60	63.98	64.41	69.36	66.64	64.30	65.55	69.59	69.52	74.15	65.75	
		Stride count	30.86	30.64	31.26	31.15	30.02	30.63	31.18	30.88	29.97	29.99	29.03	400.82	

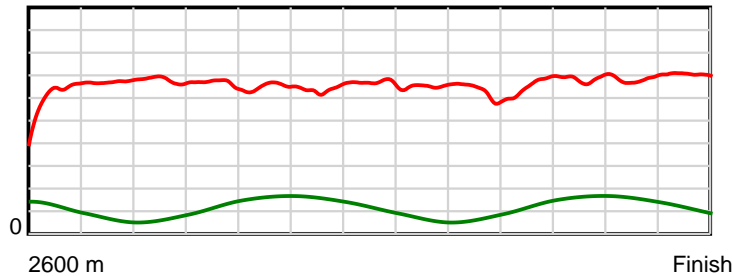
10 m Stride length



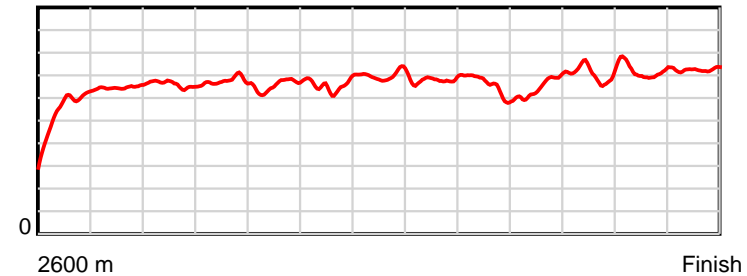
0.6 s Stride duration



20 m/sec Speed



100 % Stride efficiency



Note: Horizontal distance axis grid lines are 200m furlongs.

**Disclaimer.**

HRNZ and NZMTC and Thoroughbred Ratings Pty Ltd accepts no responsibility for the completeness or accuracy of any of the information contained herein, and makes no representations about its suitability for any particular purpose. Users should make their own judgements about those matters and/or seek independent advice. You assume all risks associated with use of the data provided on this page.



# Race Results



July 21, 2017, Race 7, HARAS des TROTTEURS HANDICAP TROT, Distance 2600m, Addington - Survey

Result	TRB no.	Horse (Barrier)	2600 to	2400m to
4th	5	All Lit Up (2)	2400m	2200m
		Position in running (margin)	-	6(10.5)
		Sectional time (s)	19.25	15.51
		Cumulative time (s)	203.58	184.33
		Speed (m/s)	10.39	12.89
		Stride length (m)	5.85	6.33
		Stride duration (s)	0.450	0.491
		Stride efficiency (%)	53.50	62.67
		Stride count	34.18	31.58

## Disclaimer.

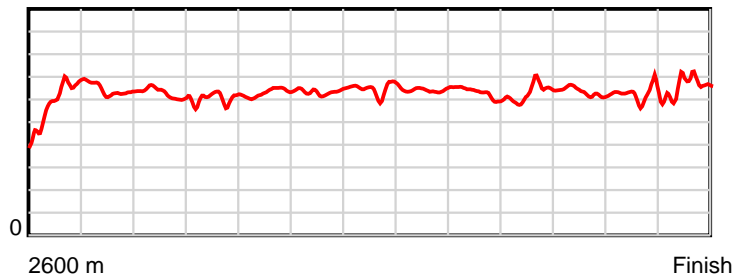
HRNZ and NZMTC and Thoroughbred Ratings Pty Ltd accepts no responsibility for the completeness or accuracy of any of the information contained herein, and makes no representations about its suitability for any particular purpose. Users should make their own judgements about those matters and/or seek independent advice. You assume all risks associated with use of the data provided on this page.

# Race Results

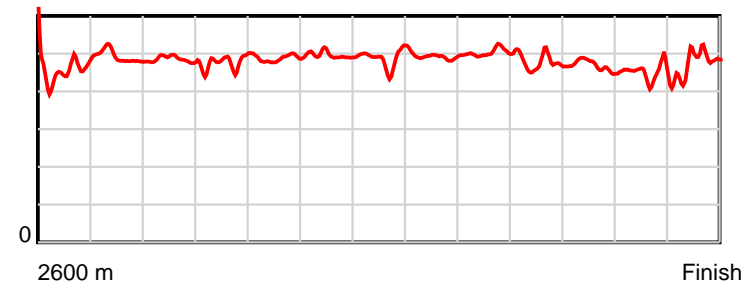
July 21, 2017, Race 7, HARAS des TROTTEURS HANDICAP TROT, Distance 2600m, Addington - Survey

Result	Tab no.	Horse (Barrier)	2200m to	2000m to	1800m to	1600m to	1400m to	1200m to	1000m to	800m to	600m to	400m to	200m to	Total or	Margin
4th	5	All Lit Up (2)	2000m	1800m	1600m	1400m	1200m	1000m	800m	600m	400m	200m	WP	Average	
		Position in running (margin)	6(10.3)	6(9.2)	6(12.0)	6(10.6)	6(10.8)	6(11.1)	6(10.9)	6(10.5)	6(5.8)	6(8.3)	5(11.0)		12.80
		Sectional time (s)	15.47	15.81	15.61	15.81	15.13	15.35	16.06	15.16	15.09	14.80	14.53		
		Cumulative time (s)	168.82	153.35	137.54	121.93	106.12	90.99	75.64	59.58	44.42	29.33	14.53	3:23.58	
		Speed (m/s)	12.93	12.65	12.81	12.65	13.22	13.03	12.45	13.19	13.25	13.51	13.76	12.77	
		Stride length (m)	6.27	5.98	6.24	6.28	6.46	6.39	6.26	6.27	6.18	6.00	6.48	6.22	
		Stride duration (s)	0.485	0.473	0.487	0.496	0.489	0.491	0.502	0.475	0.467	0.444	0.471	0.487	
		Stride efficiency (%)	61.44	55.92	60.77	61.56	65.24	63.79	61.14	61.36	59.78	56.32	65.56	60.55	
		Stride count	31.90	33.43	32.07	31.86	30.95	31.30	31.97	31.92	32.34	33.31	30.88	417.69	

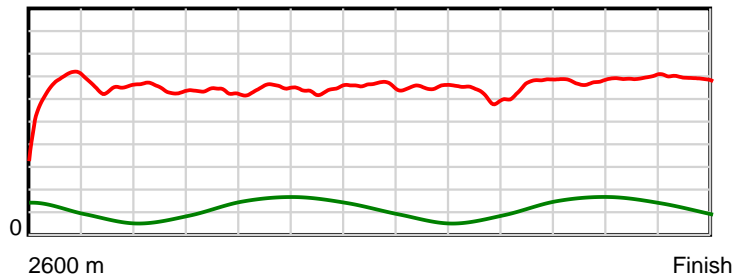
10 m Stride length



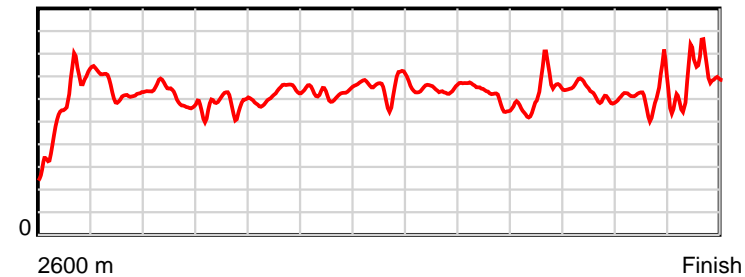
0.6 s Stride duration



20 m/sec Speed



100 % Stride efficiency



Note: Horizontal distance axis grid lines are 200m furlongs.

### Disclaimer.

HRNZ and NZMTC and Thoroughbred Ratings Pty Ltd accepts no responsibility for the completeness or accuracy of any of the information contained herein, and makes no representations about its suitability for any particular purpose. Users should make their own judgements about those matters and/or seek independent advice. You assume all risks associated with use of the data provided on this page.



# Race Results



July 21, 2017, Race 7, HARAS des TROTTEURS HANDICAP TROT, Distance 2600m, Addington - Survey

Result	Tab no.	Horse (Barrier)	2600 to	2400m to
5th	1	He's Like The ... (3)	2400m	2200m
		Position in running (margin)	-	3(4.1)
		Sectional time (s)	18.18	15.73
		Cumulative time (s)	203.59	185.41
		Speed (m/s)	11.00	12.71
		Stride length (m)	5.48	6.08
		Stride duration (s)	0.485	0.478
		Stride efficiency (%)	46.93	57.75
		Stride count	36.49	32.90

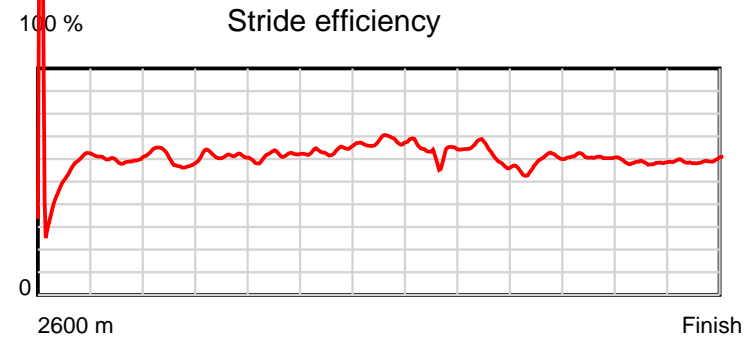
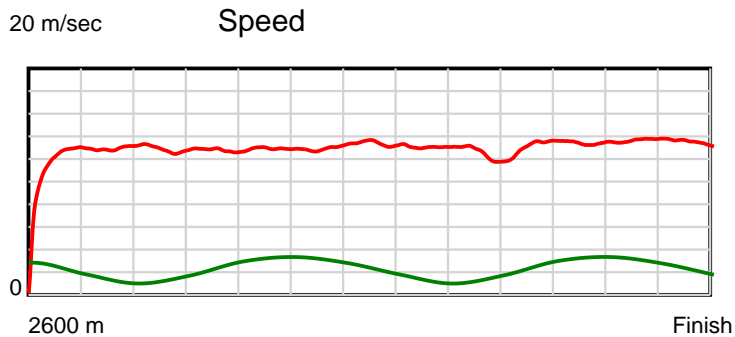
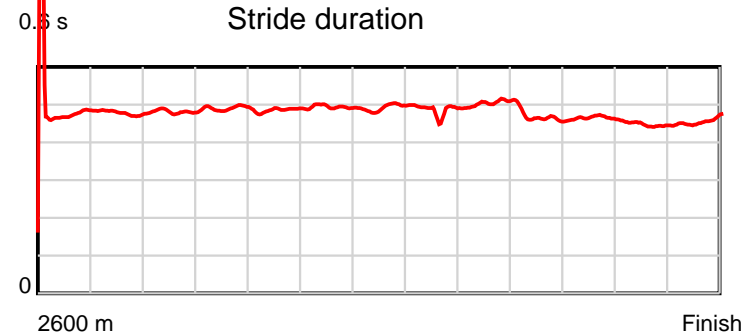
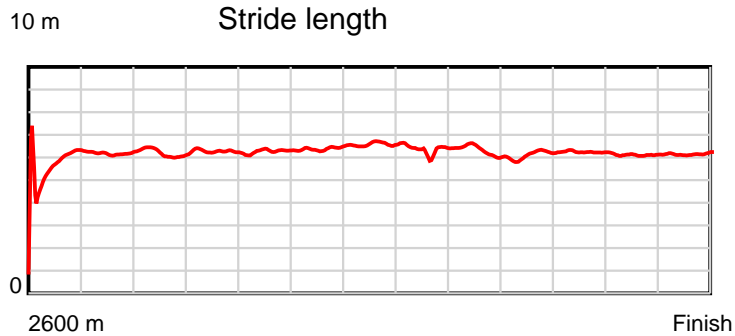
#### Disclaimer.

HRNZ and NZMTC and Thoroughbred Ratings Pty Ltd accepts no responsibility for the completeness or accuracy of any of the information contained herein, and makes no representations about its suitability for any particular purpose. Users should make their own judgements about those matters and/or seek independent advice. You assume all risks associated with use of the data provided on this page.

# Race Results

July 21, 2017, Race 7, HARAS des TROTTEURS HANDICAP TROT, Distance 2600m, Addington - Survey

Result	Tab no.	Horse (Barrier)	2200m to	2000m to	1800m to	1600m to	1400m to	1200m to	1000m to	800m to	600m to	400m to	200m to	Total or	Margin
5th	1	He's Like The ... (3)	2000m	1800m	1600m	1400m	1200m	1000m	800m	600m	400m	200m	WP	Average	
		Position in running (margin)	3(5.1)	4(4.9)	4(7.9)	4(6.3)	4(6.1)	4(6.3)	4(6.9)	4(6.6)	3(2.1)	3(5.1)	3(8.5)		12.90
		Sectional time (s)	15.62	15.84	15.58	15.74	15.10	15.50	16.07	15.19	15.18	14.91	14.95		
		Cumulative time (s)	169.68	154.06	138.22	122.64	106.90	91.80	76.30	60.23	45.04	29.86	14.95	3:23.59	
		Speed (m/s)	12.80	12.63	12.84	12.71	13.25	12.90	12.45	13.17	13.18	13.41	13.38	12.77	
		Stride length (m)	6.16	6.20	6.23	6.27	6.52	6.24	6.28	6.14	6.12	5.99	6.11	6.13	
		Stride duration (s)	0.481	0.491	0.485	0.494	0.492	0.484	0.505	0.466	0.465	0.447	0.457	0.480	
		Stride efficiency (%)	59.26	60.07	60.67	61.48	66.43	60.89	61.71	58.87	58.60	56.13	58.31	58.76	
		Stride count	32.48	32.26	32.10	31.89	30.67	32.04	31.83	32.58	32.66	33.37	32.74	424.01	



Note: Horizontal distance axis grid lines are 200m furlongs.

#### Disclaimer.

HRNZ and NZMTC and Thoroughbred Ratings Pty Ltd accepts no responsibility for the completeness or accuracy of any of the information contained herein, and makes no representations about its suitability for any particular purpose. Users should make their own judgements about those matters and/or seek independent advice. You assume all risks associated with use of the data provided on this page.



# Race Results



July 21, 2017, Race 7, HARAS des TROTTEURS HANDICAP TROT, Distance 2600m, Addington - Survey

Result	Tab no.	Horse (Barrier)	2600 to	2400m to
6th	2	Redwood Invasi... (4)	2400m	2200m
		Position in running (margin)	-	2(1.1)
		Sectional time (s)	17.66	15.70
		Cumulative time (s)	203.65	185.99
		Speed (m/s)	11.32	12.74
		Stride length (m)	5.38	5.80
		Stride duration (s)	0.477	0.455
		Stride efficiency (%)	45.15	52.59
		Stride count	37.21	34.47

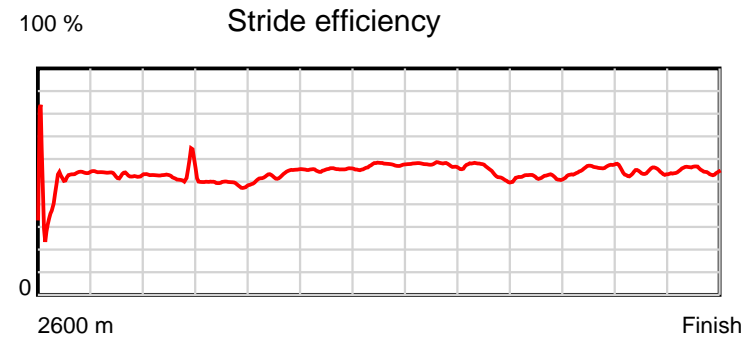
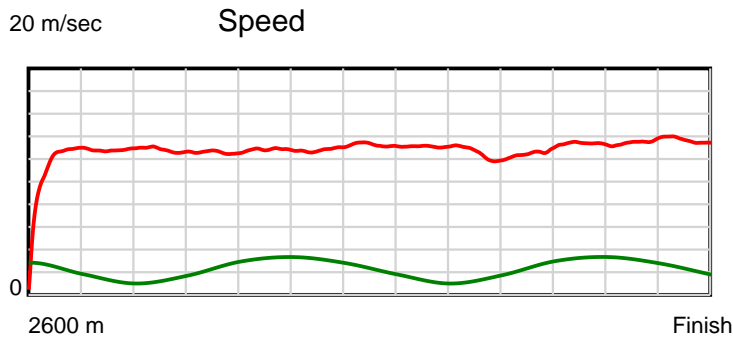
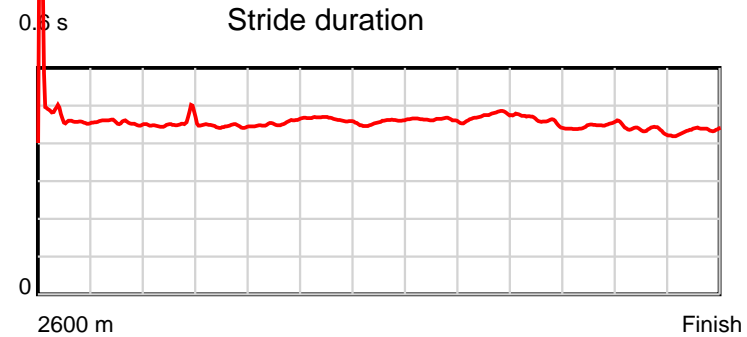
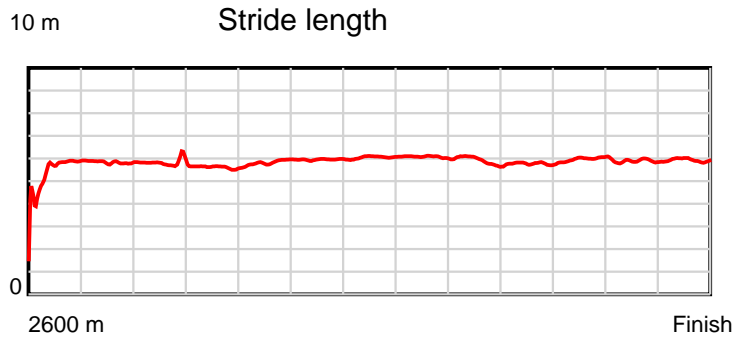
## Disclaimer.

HRNZ and NZMTC and Thoroughbred Ratings Pty Ltd accepts no responsibility for the completeness or accuracy of any of the information contained herein, and makes no representations about its suitability for any particular purpose. Users should make their own judgements about those matters and/or seek independent advice. You assume all risks associated with use of the data provided on this page.

# Race Results

July 21, 2017, Race 7, HARAS des TROTTEURS HANDICAP TROT, Distance 2600m, Addington - Survey

Result	Tab no.	Horse (Barrier)	2200m to	2000m to	1800m to	1600m to	1400m to	1200m to	1000m to	800m to	600m to	400m to	200m to	Total or	Margin
6th	2	Redwood Invasi... (4)	2000m	1800m	1600m	1400m	1200m	1000m	800m	600m	400m	200m	WP	Average	
		Position in running (margin)	2(1.9)	3(2.7)	3(6.0)	3(4.3)	3(3.3)	3(3.5)	3(3.9)	3(4.5)	5(4.4)	4(6.5)	4(9.8)		13.20
		Sectional time (s)	15.78	15.88	15.56	15.61	15.11	15.45	16.23	15.92	15.03	14.90	14.82		
		Cumulative time (s)	170.29	154.51	138.63	123.07	107.46	92.35	76.90	60.67	44.75	29.72	14.82	3:23.65	
		Speed (m/s)	12.67	12.59	12.85	12.81	13.24	12.94	12.32	12.56	13.31	13.42	13.50	12.77	
		Stride length (m)	5.73	5.62	5.83	5.95	6.04	5.99	5.84	5.78	5.95	5.84	5.87	5.81	
		Stride duration (s)	0.453	0.446	0.454	0.464	0.456	0.463	0.474	0.460	0.447	0.435	0.435	0.455	
		Stride efficiency (%)	51.39	49.31	53.17	55.26	56.95	56.01	53.35	52.22	55.40	53.34	53.87	52.79	
		Stride count	34.88	35.60	34.29	33.63	33.13	33.41	34.23	34.60	33.59	34.23	34.06	447.33	



Note: Horizontal distance axis grid lines are 200m furlongs.

#### Disclaimer.

HRNZ and NZMTC and Thoroughbred Ratings Pty Ltd accepts no responsibility for the completeness or accuracy of any of the information contained herein, and makes no representations about its suitability for any particular purpose. Users should make their own judgements about those matters and/or seek independent advice. You assume all risks associated with use of the data provided on this page.



# Race Results



July 21, 2017, Race 7, HARAS des TROTTEURS HANDICAP TROT, Distance 2600m, Addington - Survey

Result	TA no.	Horse (Barrier)	2600 to	2400m to
7th	4	All Settled Do... (0)	2400m	2200m
		Position in running (margin)	-	4(7.0)
		Sectional time (s)	18.80	15.58
		Cumulative time (s)	205.03	186.23
		Speed (m/s)	10.64	12.84
		Stride length (m)	5.01	5.88
		Stride duration (s)	0.461	0.458
		Stride efficiency (%)	39.19	53.94
		Stride count	39.94	34.04

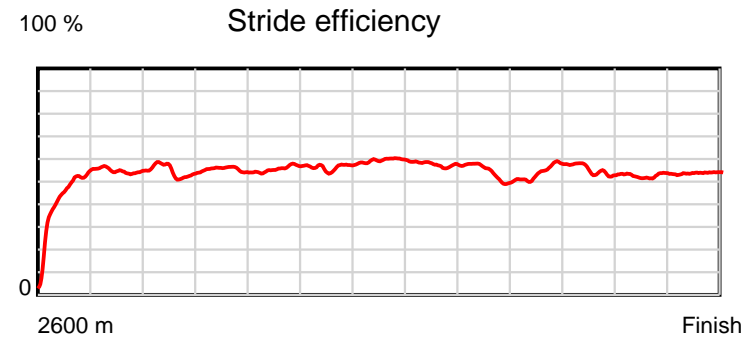
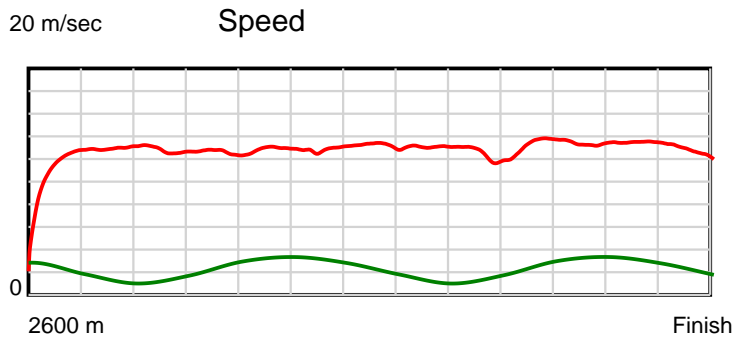
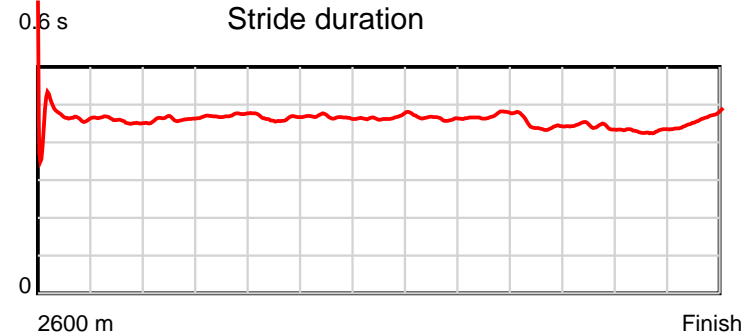
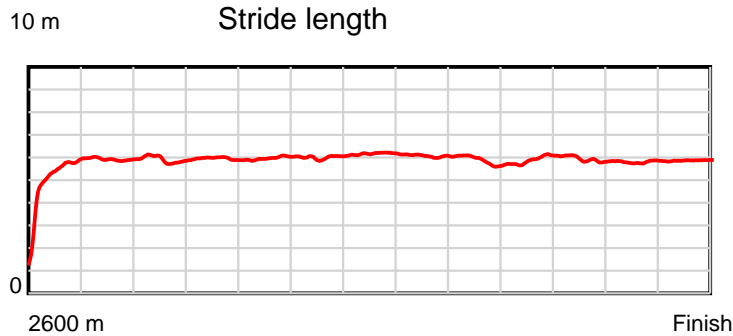
## Disclaimer.

HRNZ and NZMTC and Thoroughbred Ratings Pty Ltd accepts no responsibility for the completeness or accuracy of any of the information contained herein, and makes no representations about its suitability for any particular purpose. Users should make their own judgements about those matters and/or seek independent advice. You assume all risks associated with use of the data provided on this page.

# Race Results

July 21, 2017, Race 7, HARAS des TROTTEURS HANDICAP TROT, Distance 2600m, Addington - Survey

Result	Tab no.	Horse (Barrier)	2200m to	2000m to	1800m to	1600m to	1400m to	1200m to	1000m to	800m to	600m to	400m to	200m to	Total or	Margin
7th	4	All Settled Do... (0)	2000m	1800m	1600m	1400m	1200m	1000m	800m	600m	400m	200m	WP	Average	
		Position in running (margin)	5(7.2)	5(7.7)	5(10.6)	5(9.2)	5(7.8)	5(8.4)	5(8.4)	5(8.5)	4(3.9)	5(7.0)	6(11.6)		20.90
		Sectional time (s)	15.75	15.82	15.60	15.55	15.17	15.40	16.13	15.17	15.19	15.12	15.75		
		Cumulative time (s)	170.65	154.90	139.08	123.48	107.93	92.76	77.36	61.23	46.06	30.87	15.75	3:25.03	
		Speed (m/s)	12.70	12.64	12.82	12.86	13.18	12.99	12.40	13.18	13.17	13.23	12.70	12.68	
		Stride length (m)	5.86	5.96	5.95	6.01	6.15	6.02	5.84	5.89	5.83	5.69	5.87	5.83	
		Stride duration (s)	0.461	0.472	0.464	0.467	0.467	0.464	0.471	0.447	0.443	0.430	0.462	0.460	
		Stride efficiency (%)	53.59	55.53	55.33	56.41	59.09	56.62	53.21	54.20	53.08	50.58	53.80	53.08	
		Stride count	34.15	33.55	33.61	33.29	32.52	33.23	34.27	33.96	34.32	35.15	34.08	446.11	



Note: Horizontal distance axis grid lines are 200m furlongs.

#### Disclaimer.

HRNZ and NZMTC and Thoroughbred Ratings Pty Ltd accepts no responsibility for the completeness or accuracy of any of the information contained herein, and makes no representations about its suitability for any particular purpose. Users should make their own judgements about those matters and/or seek independent advice. You assume all risks associated with use of the data provided on this page.