



## Race Results

NZ Metropolitan Trotting Club Inc, HRNZ, July 21, 2017

Compilation date: July 21, 2017, 9:22:48 PM (NZST)

Copyright © 2017 HRNZ and NZMTC. All rights reserved.

### Trademarks.

StrideMASTER is a registered trademark of Thoroughbred Ratings Pty Ltd.

### Disclaimer.

HRNZ and NZMTC and Thoroughbred Ratings Pty Ltd accepts no responsibility for the completeness or accuracy of any of the information contained herein, and makes no representations about its suitability for any particular purpose. Users should make their own judgements about those matters and/or seek independent advice. You assume all risks associated with use of the data provided on this page.



# Race Results



July 21, 2017, Race 8, BRANDHOUSE McARTHUR RIDGE MOBILE PACE, Distance 2600m, Addington -

Rank	Surveys	Horse (Barrier)	2600 to 2400m	2400m to 2200m
1st	6	Kamwood Kid (5)	2400m	2200m
		Position in running (margin)	-	7(7.8)
		Sectional time (s)	14.69	15.34
		Cumulative time (s)	199.57	184.88
		Speed (m/s)	13.62	13.04
		Stride length (m)	6.25	6.02
		Stride duration (s)	0.456	0.462
		Stride efficiency (%)	61.02	56.70
		Stride count	32.01	33.20

## Disclaimer.

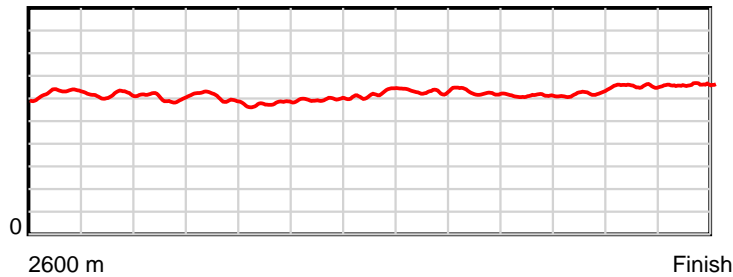
HRNZ and NZMTC and Thoroughbred Ratings Pty Ltd accepts no responsibility for the completeness or accuracy of any of the information contained herein, and makes no representations about its suitability for any particular purpose. Users should make their own judgements about those matters and/or seek independent advice. You assume all risks associated with use of the data provided on this page.

# Race Results

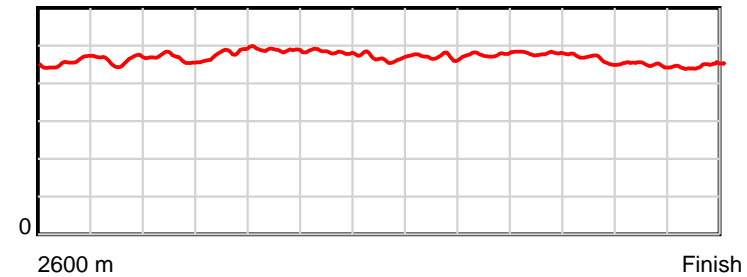
July 21, 2017, Race 8, BRANDHOUSE McARTHUR RIDGE MOBILE PACE, Distance 2600m, Addington -

Survey	Rank	Horse (Barrier)	2200m to	2000m to	1800m to	1600m to	1400m to	1200m to	1000m to	800m to	600m to	400m to	200m to	Total or	Margin
1st	6	Kamwood Kid (5)	2000m	1800m	1600m	1400m	1200m	1000m	800m	600m	400m	200m	WP	Average	
		Position in running (margin)	7(7.7)	7(7.7)	7(7.1)	6(6.2)	7(5.1)	7(7.6)	7(5.9)	6(5.8)	6(4.9)	6(4.8)	3(1.7)		0.00
		Sectional time (s)	15.66	16.02	17.22	16.63	15.00	15.19	15.41	15.66	15.07	14.15	13.53		
		Cumulative time (s)	169.54	153.88	137.86	120.64	104.01	89.01	73.82	58.41	42.75	27.68	13.53	3:19.56	
		Speed (m/s)	12.77	12.48	11.61	12.03	13.33	13.17	12.98	12.77	13.27	14.13	14.78	13.03	
		Stride length (m)	5.96	6.00	5.66	5.80	6.24	6.20	6.19	6.12	6.14	6.36	6.61	6.11	
		Stride duration (s)	0.467	0.481	0.487	0.482	0.468	0.471	0.477	0.479	0.463	0.450	0.447	0.469	
		Stride efficiency (%)	55.52	56.35	50.07	52.56	60.88	60.10	59.96	58.50	58.93	63.16	68.34	58.37	
		Stride count	33.55	33.31	35.33	34.48	32.04	32.25	32.29	32.69	32.57	31.46	30.24	425.42	

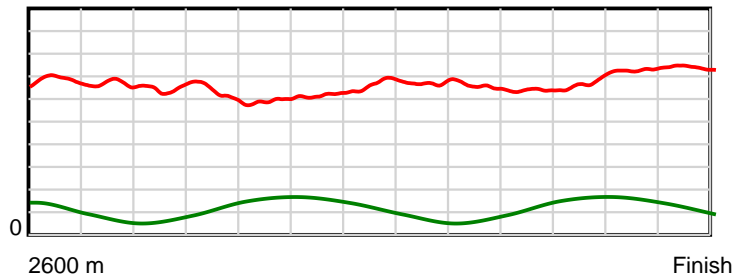
10 m Stride length



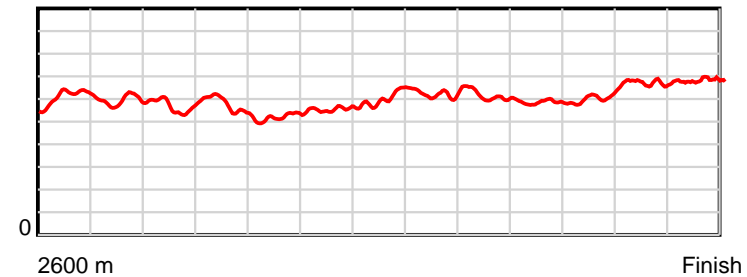
0.6 s Stride duration



20 m/sec Speed



100 % Stride efficiency



Note: Horizontal distance axis grid lines are 200m furlongs.

**Disclaimer.**

HRNZ and NZMTC and Thoroughbred Ratings Pty Ltd accepts no responsibility for the completeness or accuracy of any of the information contained herein, and makes no representations about its suitability for any particular purpose. Users should make their own judgements about those matters and/or seek independent advice. You assume all risks associated with use of the data provided on this page.



# Race Results



July 21, 2017, Race 8, BRANDHOUSE McARTHUR RIDGE MOBILE PACE, Distance 2600m, Addington -

Rank	Surf	Day	Horse (Barrier)	2600 to 2400m	2400m to 2200m
2nd		3	Theboyslightup (3)	-	6(7.1)
			Position in running (margin)	-	6(7.1)
			Sectional time (s)	14.44	15.14
			Cumulative time (s)	199.59	185.15
			Speed (m/s)	13.85	13.21
			Stride length (m)	6.17	6.15
			Stride duration (s)	0.444	0.466
			Stride efficiency (%)	59.50	59.17
			Stride count	32.41	32.50

## Disclaimer.

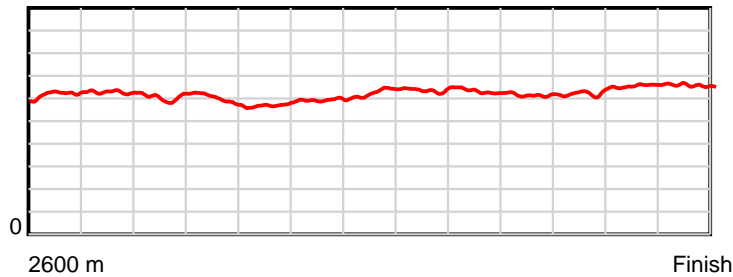
HRNZ and NZMTC and Thoroughbred Ratings Pty Ltd accepts no responsibility for the completeness or accuracy of any of the information contained herein, and makes no representations about its suitability for any particular purpose. Users should make their own judgements about those matters and/or seek independent advice. You assume all risks associated with use of the data provided on this page.

# Race Results

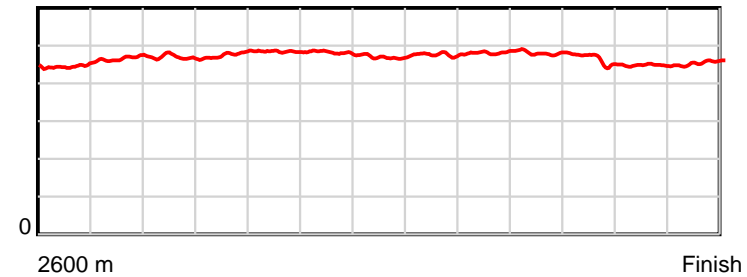
July 21, 2017, Race 8, BRANDHOUSE McARTHUR RIDGE MOBILE PACE, Distance 2600m, Addington -

Survey	2000m	Horse (Barrier)	2200m to 2000m	2000m to 1800m	1800m to 1600m	1600m to 1400m	1400m to 1200m	1200m to 1000m	1000m to 800m	800m to 600m	600m to 400m	400m to 200m	200m to WP	Total or Average	Margin
2nd	3	Theboyslightup (3)	2000m	1800m	1600m	1400m	1200m	1000m	800m	600m	400m	200m	WP	Average	
		Position in running (margin)	6(5.9)	6(6.1)	5(5.1)	5(4.9)	5(3.5)	6(6.0)	4(3.4)	5(4.1)	4(3.3)	4(3.6)	2(0.1)		0.10
		Sectional time (s)	15.69	15.96	17.34	16.56	15.01	15.04	15.54	15.69	15.15	14.06	13.97		
		Cumulative time (s)	170.01	154.32	138.36	121.02	104.46	89.45	74.41	58.87	43.18	28.03	13.97	3:19.59	
		Speed (m/s)	12.75	12.53	11.53	12.08	13.32	13.30	12.87	12.75	13.20	14.22	14.32	13.03	
		Stride length (m)	5.98	5.96	5.58	5.81	6.26	6.31	6.20	6.12	6.10	6.37	6.52	6.11	
		Stride duration (s)	0.469	0.476	0.484	0.481	0.469	0.475	0.481	0.480	0.462	0.448	0.455	0.469	
		Stride efficiency (%)	55.85	55.50	48.66	52.73	61.15	62.28	60.00	58.49	58.09	63.45	66.34	58.29	
		Stride count	33.45	33.56	35.84	34.43	31.97	31.68	32.28	32.69	32.80	31.39	30.70	425.70	

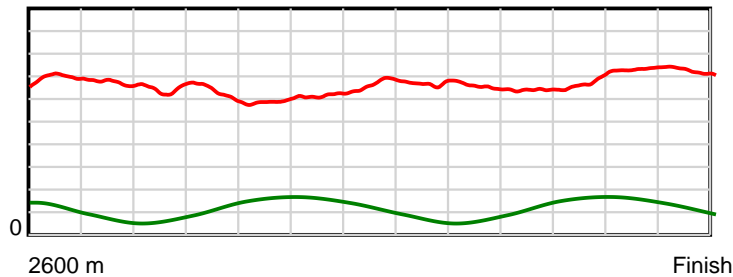
10 m Stride length



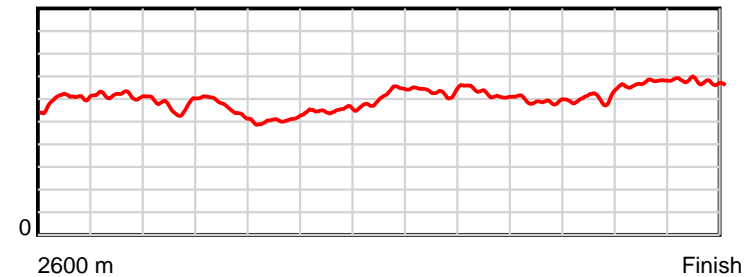
0.6 s Stride duration



20 m/sec Speed



100 % Stride efficiency



Note: Horizontal distance axis grid lines are 200m furlongs.

**Disclaimer.**

HRNZ and NZMTC and Thoroughbred Ratings Pty Ltd accepts no responsibility for the completeness or accuracy of any of the information contained herein, and makes no representations about its suitability for any particular purpose. Users should make their own judgements about those matters and/or seek independent advice. You assume all risks associated with use of the data provided on this page.



# Race Results



July 21, 2017, Race 8, BRANDHOUSE McARTHUR RIDGE MOBILE PACE, Distance 2600m, Addington -

Survey 3200m

Rank	Gate	Horse (Barrier)	2600 to 2400m	2400m to 2200m
3rd	9	My Nikayla (8)	2400m	2200m
		Position in running (margin)	-	10(12.5)
		Sectional time (s)	15.33	15.21
		Cumulative time (s)	200.22	184.89
		Speed (m/s)	13.05	13.15
		Stride length (m)	5.79	5.84
		Stride duration (s)	0.444	0.444
		Stride efficiency (%)	52.32	53.33
		Stride count	34.56	34.23

## Disclaimer.

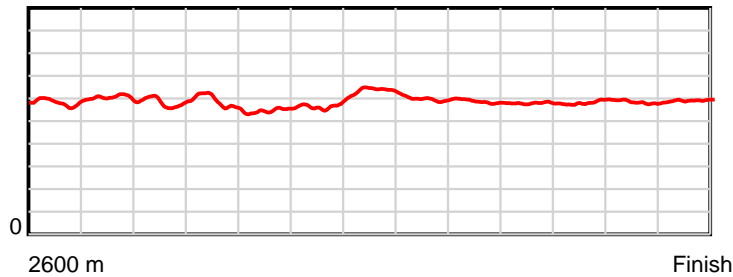
HRNZ and NZMTC and Thoroughbred Ratings Pty Ltd accepts no responsibility for the completeness or accuracy of any of the information contained herein, and makes no representations about its suitability for any particular purpose. Users should make their own judgements about those matters and/or seek independent advice. You assume all risks associated with use of the data provided on this page.

# Race Results

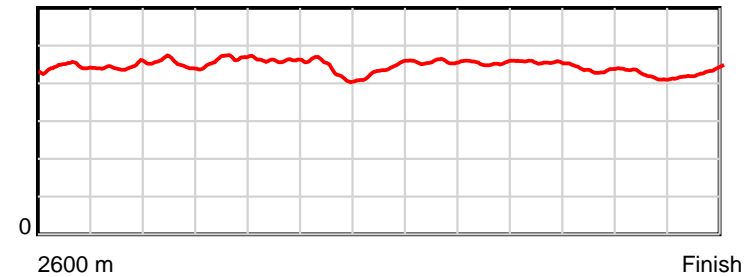
July 21, 2017, Race 8, BRANDHOUSE McARTHUR RIDGE MOBILE PACE, Distance 2600m, Addington -

3rd	9	Horse (Barrier)	2200m to	2000m to	1800m to	1600m to	1400m to	1200m to	1000m to	800m to	600m to	400m to	200m to	Total or	Margin
			2000m	1800m	1600m	1400m	1200m	1000m	800m	600m	400m	200m	WP	Average	
		My Nikayla (8)													
		Position in running (margin)	10(11.7)	10(11.9)	10(11.0)	10(9.9)	6(3.9)	1(0.0)	1(0.0)	1(0.0)	1(0.0)	1(0.0)	1(0.0)		3.60
		Sectional time (s)	15.68	15.98	17.19	15.80	13.94	15.46	15.43	15.82	15.09	14.65	14.64		
		Cumulative time (s)	169.68	154.00	138.02	120.83	105.03	91.09	75.63	60.20	44.38	29.29	14.64	3:20.22	
		Speed (m/s)	12.76	12.52	11.63	12.66	14.35	12.94	12.96	12.64	13.25	13.65	13.66	12.99	
		Stride length (m)	5.77	5.81	5.36	5.51	6.30	5.91	5.89	5.76	5.78	5.75	5.87	5.79	
		Stride duration (s)	0.453	0.464	0.460	0.436	0.439	0.457	0.454	0.456	0.436	0.421	0.430	0.446	
		Stride efficiency (%)	52.11	52.73	44.82	47.51	62.12	54.56	54.15	51.87	52.27	51.60	53.84	52.36	
		Stride count	34.63	34.43	37.34	36.27	31.72	33.85	33.98	34.71	34.58	34.80	34.07	449.17	

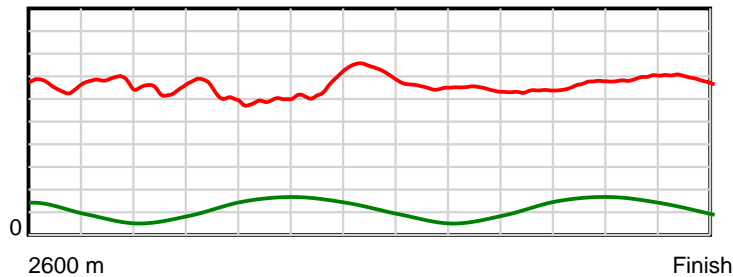
10 m Stride length



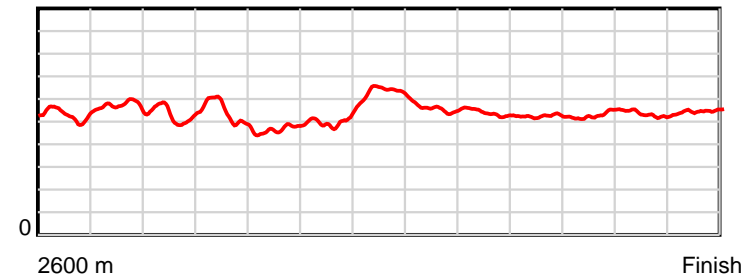
0.6 s Stride duration



20 m/sec Speed



100 % Stride efficiency



Note: Horizontal distance axis grid lines are 200m furlongs.

**Disclaimer.**

HRNZ and NZMTC and Thoroughbred Ratings Pty Ltd accepts no responsibility for the completeness or accuracy of any of the information contained herein, and makes no representations about its suitability for any particular purpose. Users should make their own judgements about those matters and/or seek independent advice. You assume all risks associated with use of the data provided on this page.



# Race Results



July 21, 2017, Race 8, BRANDHOUSE McARTHUR RIDGE MOBILE PACE, Distance 2600m, Addington -

Survey 3200m

Rank	Gate	Horse (Barrier)	2600 to 2400m	2400m to 2200m
4th	2	Still Of The N... (2)	2400m	2200m
		Position in running (margin)	-	3(2.3)
		Sectional time (s)	13.70	15.10
		Cumulative time (s)	200.87	187.17
		Speed (m/s)	14.60	13.25
		Stride length (m)	6.50	6.19
		Stride duration (s)	0.448	0.468
		Stride efficiency (%)	65.96	59.91
		Stride count	30.78	32.30

## Disclaimer.

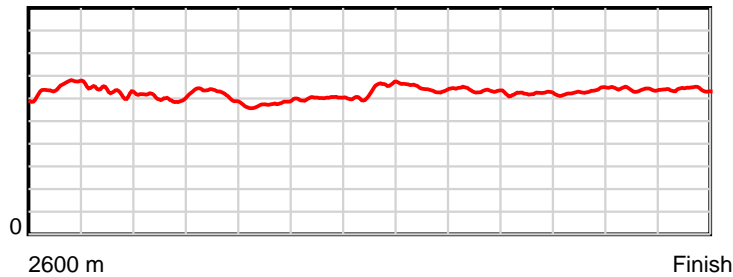
HRNZ and NZMTC and Thoroughbred Ratings Pty Ltd accepts no responsibility for the completeness or accuracy of any of the information contained herein, and makes no representations about its suitability for any particular purpose. Users should make their own judgements about those matters and/or seek independent advice. You assume all risks associated with use of the data provided on this page.

# Race Results

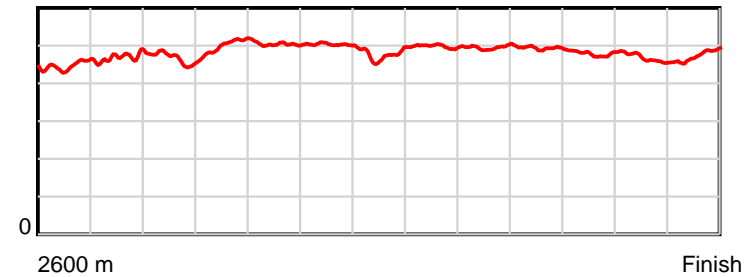
July 21, 2017, Race 8, BRANDHOUSE McARTHUR RIDGE MOBILE PACE, Distance 2600m, Addington -

Survey	2000m to	2000m to	1800m to	1600m to	1400m to	1200m to	1000m to	800m to	600m to	400m to	200m to	Total or	Margin
4th	2000m	1800m	1600m	1400m	1200m	1000m	800m	600m	400m	200m	WP	Average	
2	Still Of The N... (2)												
Position in running (margin)	2(0.9)	1(0.0)	1(0.0)	1(0.0)	1(0.0)	2(1.7)	2(1.3)	2(1.9)	3(1.9)	3(2.2)	4(1.8)		7.20
Sectional time (s)	15.51	16.13	17.38	16.80	14.87	15.40	15.52	15.83	15.14	14.59	14.90		
Cumulative time (s)	172.07	156.56	140.43	123.05	106.25	91.38	75.98	60.46	44.63	29.49	14.90	3:20.87	
Speed (m/s)	12.89	12.40	11.51	11.90	13.45	12.99	12.89	12.63	13.21	13.71	13.42	12.94	
Stride length (m)	6.01	6.23	5.79	5.98	6.41	6.47	6.38	6.22	6.33	6.38	6.39	6.25	
Stride duration (s)	0.466	0.503	0.503	0.502	0.477	0.498	0.495	0.492	0.479	0.465	0.476	0.483	
Stride efficiency (%)	56.48	60.71	52.43	55.93	64.25	65.40	63.68	60.45	62.61	63.61	63.71	60.96	
Stride count	33.27	32.09	34.53	33.43	31.19	30.92	31.33	32.16	31.60	31.35	31.32	416.27	

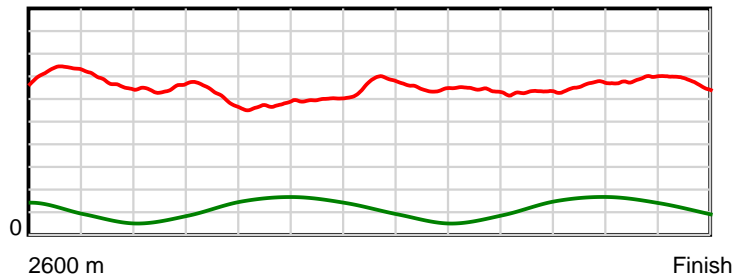
10 m Stride length



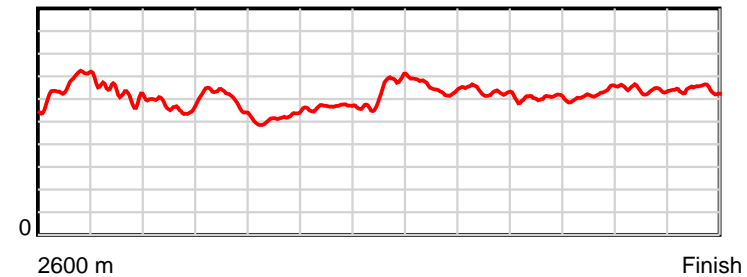
0.6 s Stride duration



20 m/sec Speed



100 % Stride efficiency



Note: Horizontal distance axis grid lines are 200m furlongs.

**Disclaimer.**

HRNZ and NZMTC and Thoroughbred Ratings Pty Ltd accepts no responsibility for the completeness or accuracy of any of the information contained herein, and makes no representations about its suitability for any particular purpose. Users should make their own judgements about those matters and/or seek independent advice. You assume all risks associated with use of the data provided on this page.



# Race Results



July 21, 2017, Race 8, BRANDHOUSE McARTHUR RIDGE MOBILE PACE, Distance 2600m, Addington -

Rank	Barrier	Horse (Barrier)	2600 to 2400m	2400m to 2200m
5th	5	Fear Rockn (4)	-	1(0.0)
		Position in running (margin)	-	1(0.0)
		Sectional time (s)	13.24	15.35
		Cumulative time (s)	200.92	187.68
		Speed (m/s)	15.11	13.03
		Stride length (m)	6.31	6.09
		Stride duration (s)	0.421	0.468
		Stride efficiency (%)	62.13	58.04
		Stride count	31.72	32.82

## Disclaimer.

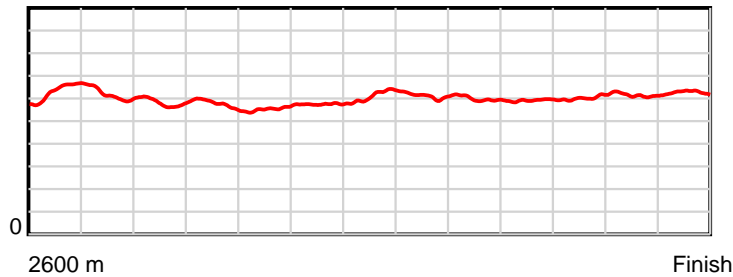
HRNZ and NZMTC and Thoroughbred Ratings Pty Ltd accepts no responsibility for the completeness or accuracy of any of the information contained herein, and makes no representations about its suitability for any particular purpose. Users should make their own judgements about those matters and/or seek independent advice. You assume all risks associated with use of the data provided on this page.

# Race Results

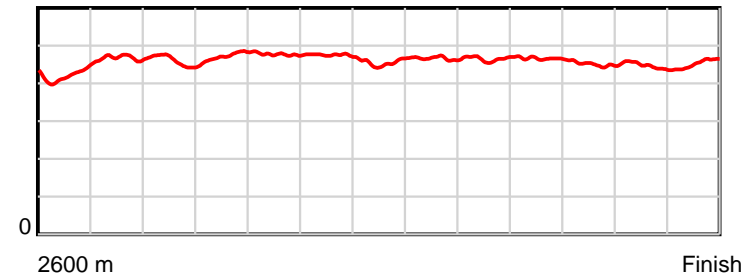
July 21, 2017, Race 8, BRANDHOUSE McARTHUR RIDGE MOBILE PACE, Distance 2600m, Addington -

Survey	2000m to	2000m to	1800m to	1600m to	1400m to	1200m to	1000m to	800m to	600m to	400m to	200m to	Total or	Margin
5th	2000m	1800m	1600m	1400m	1200m	1000m	800m	600m	400m	200m	WP	Average	
5													
	Fear Rockn (4)												
	Position in running (margin)												
	1(0.0)	2(0.4)	2(2.5)	3(2.3)	3(2.1)	4(4.2)	5(3.6)	4(3.9)	5(4.0)	5(4.3)	5(4.1)		7.50
	Sectional time (s)												
	15.73	16.47	17.34	16.76	14.94	15.36	15.49	15.84	15.13	14.63	14.64		
	Cumulative time (s)												
	172.33	156.60	140.13	122.79	106.03	91.09	75.73	60.24	44.40	29.27	14.64	3:20.91	
	Speed (m/s)												
	12.71	12.14	11.53	11.93	13.39	13.02	12.91	12.63	13.22	13.67	13.66	12.94	
	Stride length (m)												
	5.85	5.73	5.50	5.67	6.10	6.07	6.01	5.89	5.96	6.11	6.19	5.95	
	Stride duration (s)												
	0.460	0.472	0.477	0.475	0.455	0.466	0.465	0.466	0.451	0.447	0.453	0.460	
	Stride efficiency (%)												
	53.40	51.35	47.33	50.21	58.07	57.55	56.46	54.15	55.56	58.39	59.97	55.36	
	Stride count												
	34.21	34.89	36.34	35.28	32.81	32.96	33.27	33.98	33.54	32.72	32.29	436.83	

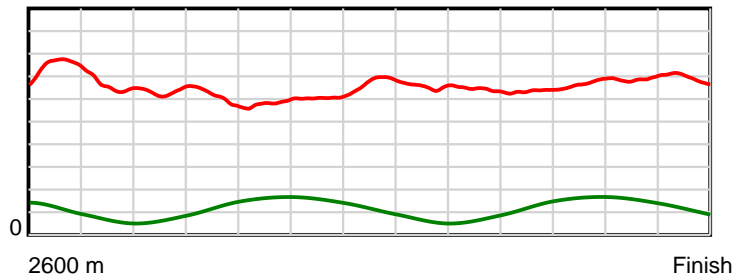
10 m Stride length



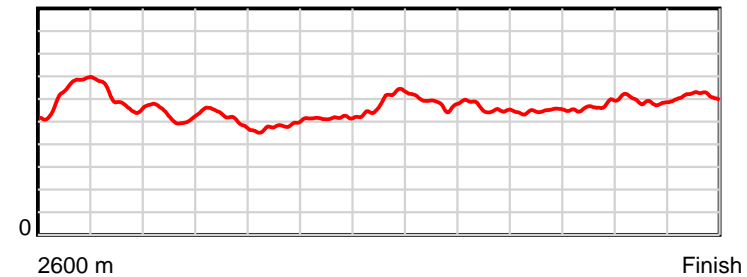
0.6 s Stride duration



20 m/sec Speed



100 % Stride efficiency



Note: Horizontal distance axis grid lines are 200m furlongs.

## Disclaimer.

HRNZ and NZMTC and Thoroughbred Ratings Pty Ltd accepts no responsibility for the completeness or accuracy of any of the information contained herein, and makes no representations about its suitability for any particular purpose. Users should make their own judgements about those matters and/or seek independent advice. You assume all risks associated with use of the data provided on this page.



# Race Results



July 21, 2017, Race 8, BRANDHOUSE McARTHUR RIDGE MOBILE PACE, Distance 2600m, Addington -

Rank	Strap	Horse (Barrier)	2600 to 2400m	2400m to 2200m
6th	8	Crafty Cullen (7)	2400m	2200m
		Position in running (margin)	-	9(10.5)
		Sectional time (s)	15.07	15.23
		Cumulative time (s)	201.45	186.38
		Speed (m/s)	13.27	13.13
		Stride length (m)	5.83	5.84
		Stride duration (s)	0.437	0.445
		Stride efficiency (%)	53.14	53.37
		Stride count	34.30	34.22

## Disclaimer.

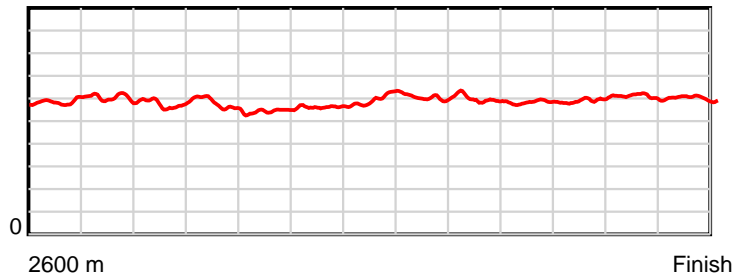
HRNZ and NZMTC and Thoroughbred Ratings Pty Ltd accepts no responsibility for the completeness or accuracy of any of the information contained herein, and makes no representations about its suitability for any particular purpose. Users should make their own judgements about those matters and/or seek independent advice. You assume all risks associated with use of the data provided on this page.

# Race Results

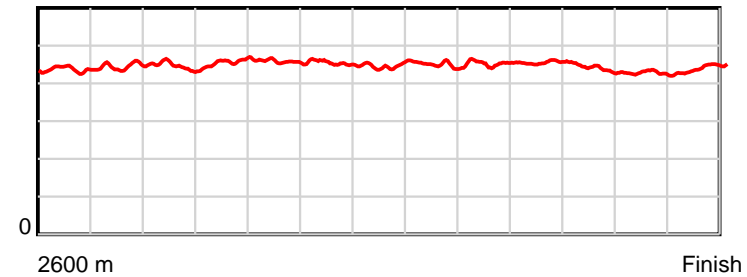
July 21, 2017, Race 8, BRANDHOUSE McARTHUR RIDGE MOBILE PACE, Distance 2600m, Addington -

Survey	2000m	Horse (Barrier)	2200m to 2000m	2000m to 1800m	1800m to 1600m	1600m to 1400m	1400m to 1200m	1200m to 1000m	1000m to 800m	800m to 600m	600m to 400m	400m to 200m	200m to WP	Total or Average	Margin
6th	8	Crafty Cullen (7)	2000m	1800m	1600m	1400m	1200m	1000m	800m	600m	400m	200m	WP		
		Position in running (margin)	9(9.8)	9(9.8)	8(8.8)	8(8.3)	9(6.9)	9(9.4)	8(8.1)	8(7.7)	8(7.1)	8(7.4)	6(6.5)		10.50
		Sectional time (s)	15.65	15.98	17.28	16.57	15.01	15.24	15.37	15.72	15.13	14.51	14.69		
		Cumulative time (s)	171.15	155.50	139.52	122.24	105.67	90.66	75.42	60.05	44.33	29.20	14.69	3:21.44	
		Speed (m/s)	12.78	12.52	11.57	12.07	13.32	13.12	13.01	12.72	13.22	13.78	13.61	12.91	
		Stride length (m)	5.69	5.71	5.29	5.48	5.96	5.89	5.89	5.80	5.79	5.88	6.02	5.77	
		Stride duration (s)	0.445	0.456	0.457	0.454	0.447	0.449	0.452	0.456	0.438	0.427	0.442	0.447	
		Stride efficiency (%)	50.64	51.02	43.73	46.94	55.54	54.12	54.14	52.53	52.36	54.09	56.55	51.99	
		Stride count	35.13	35.00	37.81	36.49	33.55	33.98	33.98	34.49	34.55	33.99	33.25	450.74	

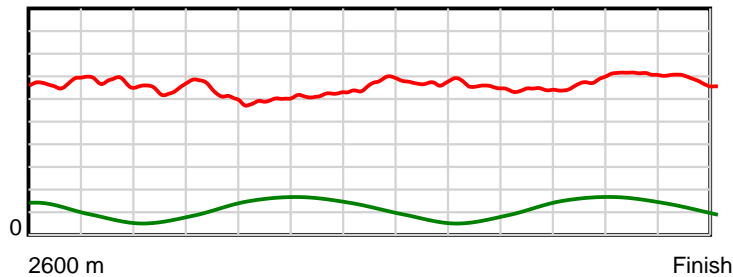
10 m Stride length



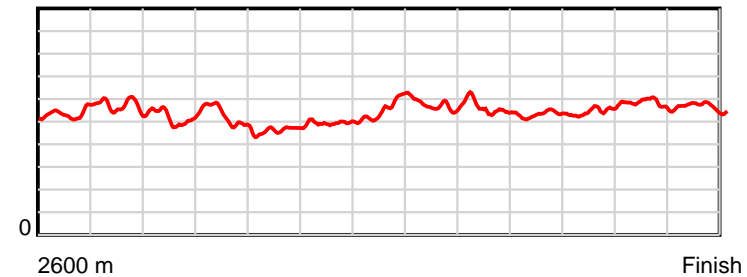
0.6 s Stride duration



20 m/sec Speed



100 % Stride efficiency



Note: Horizontal distance axis grid lines are 200m furlongs.

**Disclaimer.**

HRNZ and NZMTC and Thoroughbred Ratings Pty Ltd accepts no responsibility for the completeness or accuracy of any of the information contained herein, and makes no representations about its suitability for any particular purpose. Users should make their own judgements about those matters and/or seek independent advice. You assume all risks associated with use of the data provided on this page.



# Race Results



July 21, 2017, Race 8, BRANDHOUSE McARTHUR RIDGE MOBILE PACE, Distance 2600m, Addington -

Rank	Barrier	Horse (Barrier)	2600 to 2400m	2400m to 2200m
7th	1	Corena Lea (1)	2400m	2200m
		Position in running (margin)	-	2(1.8)
		Sectional time (s)	13.69	15.51
		Cumulative time (s)	202.03	188.34
		Speed (m/s)	14.61	12.89
		Stride length (m)	6.41	6.19
		Stride duration (s)	0.437	0.480
		Stride efficiency (%)	64.14	59.87
		Stride count	31.22	32.31

## Disclaimer.

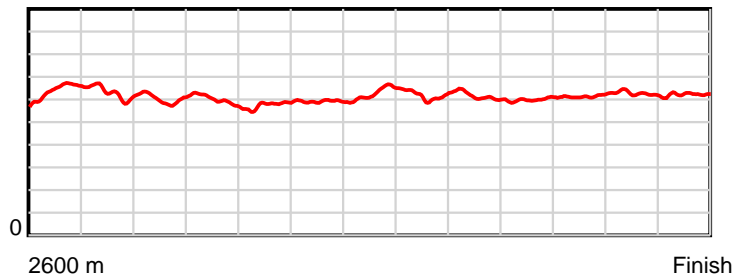
HRNZ and NZMTC and Thoroughbred Ratings Pty Ltd accepts no responsibility for the completeness or accuracy of any of the information contained herein, and makes no representations about its suitability for any particular purpose. Users should make their own judgements about those matters and/or seek independent advice. You assume all risks associated with use of the data provided on this page.

# Race Results

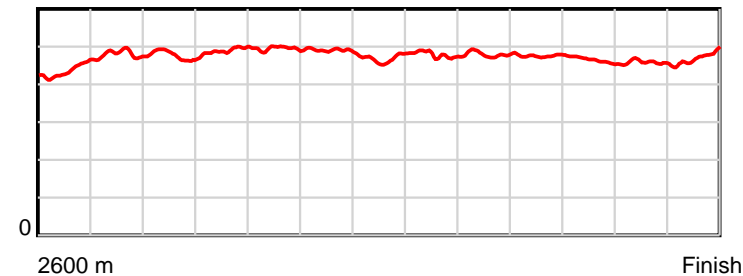
July 21, 2017, Race 8, BRANDHOUSE McARTHUR RIDGE MOBILE PACE, Distance 2600m, Addington -

Surveys	2000m to 2000m	2000m to 1800m	1800m to 1600m	1600m to 1400m	1400m to 1200m	1200m to 1000m	1000m to 800m	800m to 600m	600m to 400m	400m to 200m	200m to WP	Total or Average	Margin	
7th	1	Corena Lea (1)												
		Position in running (margin)	3(2.7)	3(2.7)	4(5.0)	4(4.1)	4(3.3)	5(5.7)	6(5.5)	7(6.3)	7(6.4)	7(6.8)	7(6.9)	13.70
		Sectional time (s)	15.66	16.50	17.23	16.66	14.99	15.42	15.57	15.84	15.15	14.67	15.14	
		Cumulative time (s)	172.83	157.17	140.67	123.44	106.78	91.79	76.37	60.80	44.96	29.81	15.14	3:22.03
		Speed (m/s)	12.77	12.12	11.61	12.00	13.34	12.97	12.85	12.63	13.20	13.63	13.21	12.87
		Stride length (m)	6.09	5.94	5.74	5.90	6.25	6.21	6.16	6.00	6.13	6.25	6.23	6.11
		Stride duration (s)	0.477	0.490	0.495	0.491	0.469	0.478	0.480	0.475	0.464	0.458	0.471	0.475
		Stride efficiency (%)	57.98	55.09	51.46	54.35	61.12	60.17	59.33	56.19	58.73	60.95	60.59	58.32
		Stride count	32.83	33.68	34.85	33.91	31.98	32.23	32.46	33.35	32.62	32.03	32.12	425.59

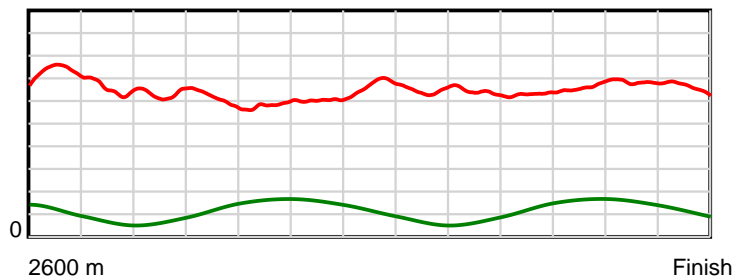
10 m Stride length



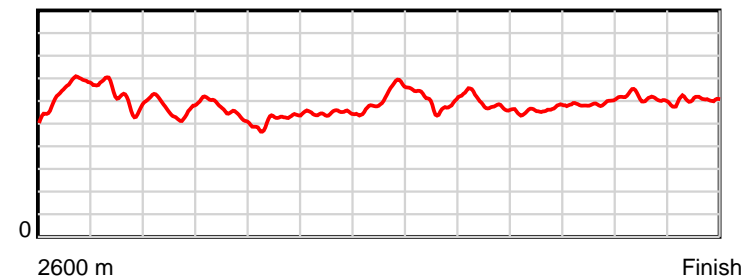
0.6 s Stride duration



20 m/sec Speed



100 % Stride efficiency



Note: Horizontal distance axis grid lines are 200m furlongs.

**Disclaimer.**

HRNZ and NZMTC and Thoroughbred Ratings Pty Ltd accepts no responsibility for the completeness or accuracy of any of the information contained herein, and makes no representations about its suitability for any particular purpose. Users should make their own judgements about those matters and/or seek independent advice. You assume all risks associated with use of the data provided on this page.



# Race Results



July 21, 2017, Race 8, BRANDHOUSE McARTHUR RIDGE MOBILE PACE, Distance 2600m, Addington -

Surveys	2600m	2400m
8th	7	Tintin Natural... (6)
		Position in running (margin)
		Sectional time (s)
		Cumulative time (s)
		Speed (m/s)
		Stride length (m)
		Stride duration (s)
		Stride efficiency (%)
		Stride count

## Disclaimer.

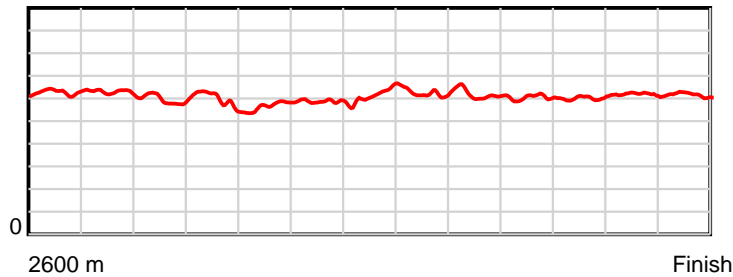
HRNZ and NZMTC and Thoroughbred Ratings Pty Ltd accepts no responsibility for the completeness or accuracy of any of the information contained herein, and makes no representations about its suitability for any particular purpose. Users should make their own judgements about those matters and/or seek independent advice. You assume all risks associated with use of the data provided on this page.

# Race Results

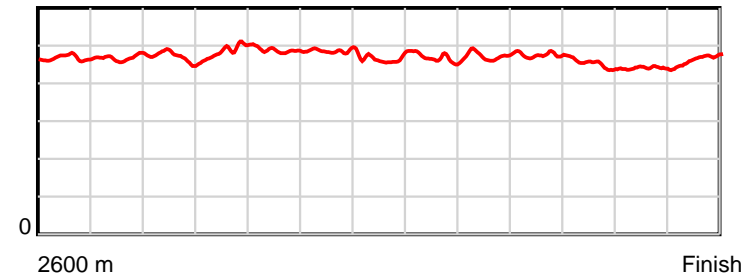
July 21, 2017, Race 8, BRANDHOUSE McARTHUR RIDGE MOBILE PACE, Distance 2600m, Addington -

Survey	2000m to 1800m	Horse (Barrier)	2200m to 2000m	2000m to 1800m	1800m to 1600m	1600m to 1400m	1400m to 1200m	1200m to 1000m	1000m to 800m	800m to 600m	600m to 400m	400m to 200m	200m to WP	Total or Average	Margin
8th	7	Tintin Natural... (6)	2000m	1800m	1600m	1400m	1200m	1000m	800m	600m	400m	200m	WP		
		Position in running (margin)	8(7.8)	8(7.9)	9(9.8)	9(9.1)	10(8.3)	10(11.2)	10(9.5)	10(9.5)	10(8.9)	9(9.4)	9(8.4)		14.80
		Sectional time (s)	15.67	16.45	17.26	16.66	15.08	15.19	15.43	15.72	15.17	14.48	15.13		
		Cumulative time (s)	172.24	156.57	140.12	122.86	106.20	91.12	75.93	60.50	44.78	29.61	15.13	3:22.24	
		Speed (m/s)	12.76	12.16	11.59	12.00	13.26	13.17	12.96	12.72	13.18	13.81	13.22	12.86	
		Stride length (m)	6.00	5.91	5.65	5.84	6.16	6.15	6.14	6.04	5.94	6.07	6.16	6.04	
		Stride duration (s)	0.470	0.486	0.488	0.487	0.465	0.467	0.473	0.475	0.451	0.439	0.466	0.470	
		Stride efficiency (%)	56.27	54.60	49.95	53.37	59.36	59.12	58.84	57.04	55.12	57.50	59.33	56.98	
		Stride count	33.33	33.84	35.38	34.22	32.45	32.52	32.59	33.10	33.67	32.97	32.46	430.56	

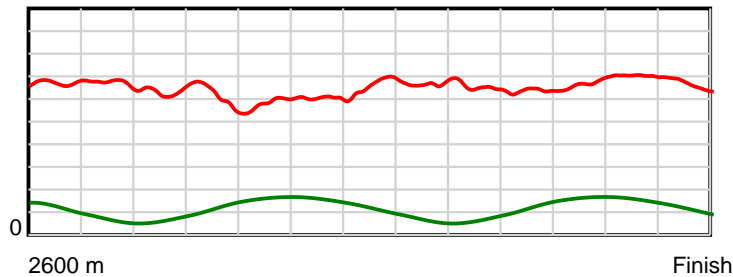
10 m Stride length



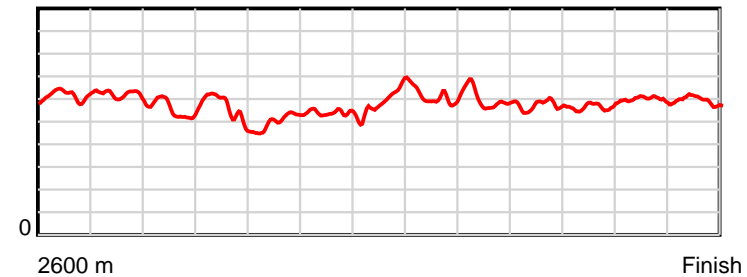
0.6 s Stride duration



20 m/sec Speed



100 % Stride efficiency



Note: Horizontal distance axis grid lines are 200m furlongs.

**Disclaimer.**

HRNZ and NZMTC and Thoroughbred Ratings Pty Ltd accepts no responsibility for the completeness or accuracy of any of the information contained herein, and makes no representations about its suitability for any particular purpose. Users should make their own judgements about those matters and/or seek independent advice. You assume all risks associated with use of the data provided on this page.

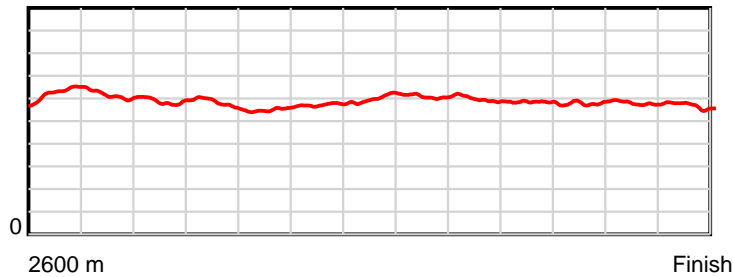


# Race Results

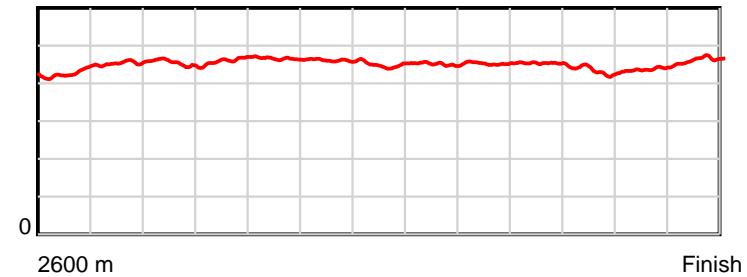
July 21, 2017, Race 8, BRANDHOUSE McARTHUR RIDGE MOBILE PACE, Distance 2600m, Addington -

Surveys	2000m to	2000m to	1800m to	1600m to	1400m to	1200m to	1000m to	800m to	600m to	400m to	200m to	Total or	Margin	
9th	11	2000m	1800m	1600m	1400m	1200m	1000m	800m	600m	400m	200m	WP	Average	
Doctor Tim (10)														
		Position in running (margin)	4(3.5)	4(3.5)	3(3.0)	2(2.2)	2(1.4)	3(4.0)	3(2.4)	3(2.1)	2(1.1)	2(2.0)	8(8.0)	21.50
		Sectional time (s)	15.65	16.05	17.25	16.65	15.03	15.19	15.38	15.66	15.24	15.65	16.51	
		Cumulative time (s)	174.26	158.61	142.56	125.31	108.66	93.63	78.44	63.06	47.40	32.16	16.51	3:23.43
		Speed (m/s)	12.78	12.46	11.59	12.01	13.31	13.17	13.00	12.77	13.12	12.78	12.11	12.78
		Stride length (m)	5.81	5.73	5.40	5.54	5.98	5.93	5.88	5.78	5.68	5.61	5.61	5.77
		Stride duration (s)	0.454	0.460	0.466	0.461	0.449	0.451	0.452	0.453	0.433	0.439	0.463	0.452
		Stride efficiency (%)	52.72	51.34	45.53	47.92	55.82	55.03	54.05	52.27	50.46	49.19	49.24	52.10
		Stride count	34.43	34.89	37.05	36.12	33.46	33.70	34.01	34.58	35.20	35.65	35.63	450.30

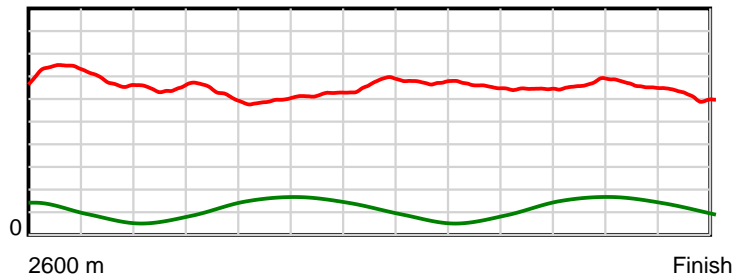
10 m Stride length



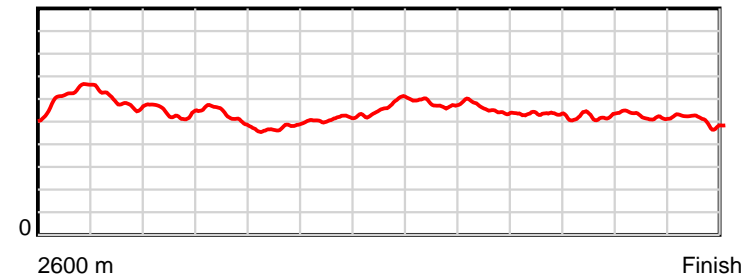
0.6 s Stride duration



20 m/sec Speed



100 % Stride efficiency



Note: Horizontal distance axis grid lines are 200m furlongs.

**Disclaimer.**

HRNZ and NZMTC and Thoroughbred Ratings Pty Ltd accepts no responsibility for the completeness or accuracy of any of the information contained herein, and makes no representations about its suitability for any particular purpose. Users should make their own judgements about those matters and/or seek independent advice. You assume all risks associated with use of the data provided on this page.



# Race Results



July 21, 2017, Race 8, BRANDHOUSE McARTHUR RIDGE MOBILE PACE, Distance 2600m, Addington -

Rank	Surveys	Horse (Barrier)	2600 to 2400m	2400m to 2200m
10th	10	Southbrook Sta... (9)	2400m	2200m
		Position in running (margin)	-	4(4.0)
		Sectional time (s)	13.96	15.57
		Cumulative time (s)	207.46	193.50
		Speed (m/s)	14.33	12.85
		Stride length (m)	6.63	6.33
		Stride duration (s)	0.453	0.493
		Stride efficiency (%)	68.67	62.69
		Stride count	30.17	31.58

## Disclaimer.

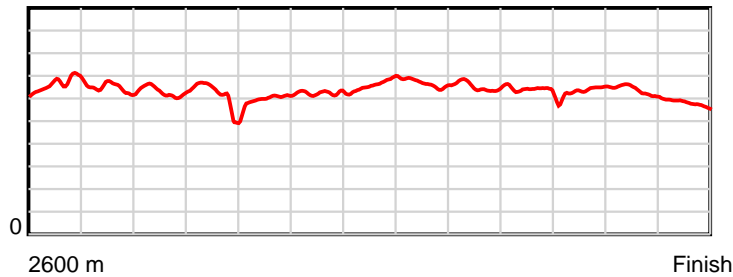
HRNZ and NZMTC and Thoroughbred Ratings Pty Ltd accepts no responsibility for the completeness or accuracy of any of the information contained herein, and makes no representations about its suitability for any particular purpose. Users should make their own judgements about those matters and/or seek independent advice. You assume all risks associated with use of the data provided on this page.

# Race Results

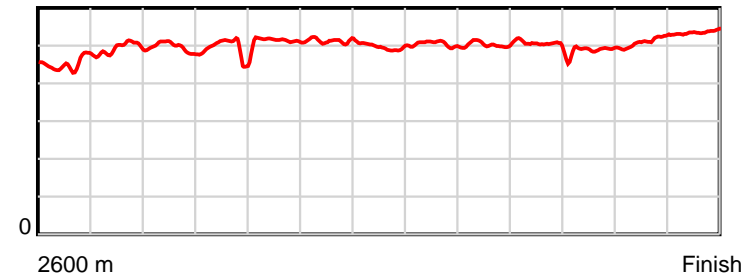
July 21, 2017, Race 8, BRANDHOUSE McARTHUR RIDGE MOBILE PACE, Distance 2600m, Addington -

Survey	Rank	Horse (Barrier)	2200m to	2000m to	1800m to	1600m to	1400m to	1200m to	1000m to	800m to	600m to	400m to	200m to	Total or	Margin
10th	10	Southbrook Sta... (9)	2000m	1800m	1600m	1400m	1200m	1000m	800m	600m	400m	200m	WP	Average	
		Position in running (margin)	5(5.4)	5(5.6)	6(7.0)	7(6.3)	8(6.3)	8(9.1)	9(8.7)	9(8.3)	9(8.9)	10(10.5)	10(20.4)		43.80
		Sectional time (s)	15.69	16.36	17.26	16.80	15.06	15.39	15.37	15.92	15.35	16.31	18.42		
		Cumulative time (s)	177.93	162.24	145.88	128.62	111.82	96.76	81.37	66.00	50.08	34.73	18.42	3:27.46	
		Speed (m/s)	12.75	12.22	11.59	11.90	13.28	13.00	13.01	12.56	13.03	12.26	10.86	12.53	
		Stride length (m)	6.32	5.94	5.97	6.11	6.59	6.55	6.55	6.31	6.37	6.28	5.82	6.28	
		Stride duration (s)	0.496	0.486	0.515	0.513	0.496	0.504	0.503	0.502	0.489	0.512	0.536	0.501	
		Stride efficiency (%)	62.39	55.16	55.62	58.37	67.77	67.07	67.02	62.17	63.35	61.62	52.91	61.61	
		Stride count	31.65	33.66	33.52	32.72	30.37	30.53	30.54	31.71	31.41	31.85	34.37	414.08	

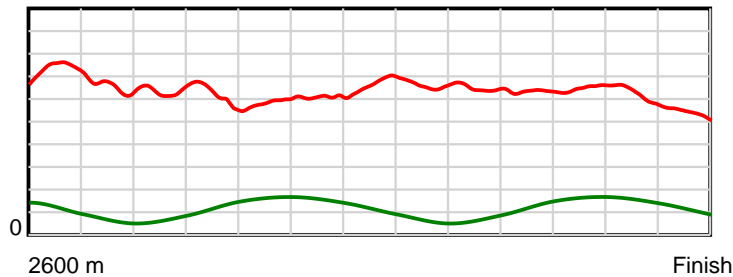
10 m Stride length



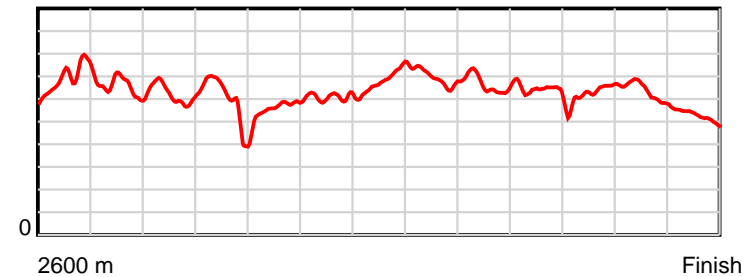
0.6 s Stride duration



20 m/sec Speed



100 % Stride efficiency



Note: Horizontal distance axis grid lines are 200m furlongs.

**Disclaimer.**

HRNZ and NZMTC and Thoroughbred Ratings Pty Ltd accepts no responsibility for the completeness or accuracy of any of the information contained herein, and makes no representations about its suitability for any particular purpose. Users should make their own judgements about those matters and/or seek independent advice. You assume all risks associated with use of the data provided on this page.