



## Race Results

NZ Metropolitan Trotting Club Inc, HRNZ, August 04, 2017

Compilation date: August 4, 2017, 7:45:04 PM (NZST)

Copyright © 2017 HRNZ and NZMTC. All rights reserved.

### Trademarks.

StrideMASTER is a registered trademark of Thoroughbred Ratings Pty Ltd.

### Disclaimer.

HRNZ and NZMTC and Thoroughbred Ratings Pty Ltd accepts no responsibility for the completeness or accuracy of any of the information contained herein, and makes no representations about its suitability for any particular purpose. Users should make their own judgements about those matters and/or seek independent advice. You assume all risks associated with use of the data provided on this page.



# Race Results



August 04, 2017, Race 5, , Distance 2600m, Addington - Survey 3200m

Result	TAB no.	Horse (Barrier)	2600 to	2400m to
1st	8	<b>Bohannan (8)</b>	<b>2400m</b>	<b>2200m</b>
		Position in running (margin)	-	6(5.7)
		Sectional time (s)	14.44	15.16
		Cumulative time (s)	196.02	181.58
		Speed (m/s)	13.85	13.19
		Stride length (m)	6.47	6.29
		Stride duration (s)	0.464	0.477
		Stride efficiency (%)	65.46	61.89
		Stride count	30.90	31.78

#### Disclaimer.

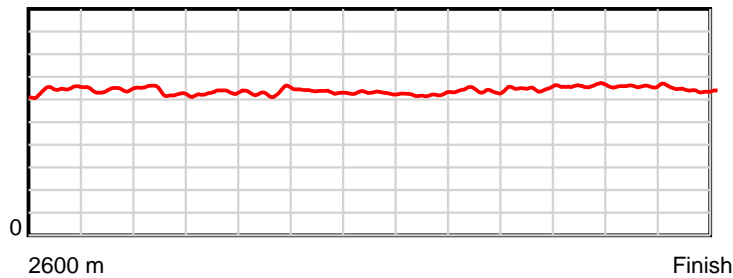
HRNZ and NZMTC and Thoroughbred Ratings Pty Ltd accepts no responsibility for the completeness or accuracy of any of the information contained herein, and makes no representations about its suitability for any particular purpose. Users should make their own judgements about those matters and/or seek independent advice. You assume all risks associated with use of the data provided on this page.

# Race Results

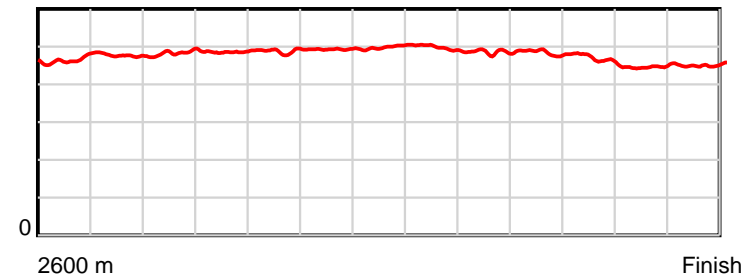
August 04, 2017, Race 5, , Distance 2600m, Addington - Survey 3200m

Result	TAB no.	Horse (Barrier)	2200m to	2000m to	1800m to	1600m to	1400m to	1200m to	1000m to	800m to	600m to	400m to	200m to	Total or	Margin
1st	8	<b>Bohannan (8)</b>	<b>2000m</b>	<b>1800m</b>	<b>1600m</b>	<b>1400m</b>	<b>1200m</b>	<b>1000m</b>	<b>800m</b>	<b>600m</b>	<b>400m</b>	<b>200m</b>	<b>WP</b>	<b>Average</b>	
		Position in running (margin)	6(8.0)	6(6.9)	6(6.8)	6(7.3)	6(6.1)	6(5.6)	5(4.7)	6(4.9)	5(4.8)	3(5.7)	2(1.4)		0.00
		Sectional time (s)	15.49	15.40	15.76	15.60	15.67	16.02	15.42	14.85	14.52	13.68	14.01		
		Cumulative time (s)	166.42	150.93	135.53	119.77	104.17	88.50	72.48	57.06	42.21	27.69	14.01	3:16.02	
		Speed (m/s)	12.91	12.99	12.69	12.82	12.76	12.48	12.97	13.47	13.77	14.62	14.28	13.26	
		Stride length (m)	6.24	6.31	6.20	6.32	6.36	6.20	6.31	6.51	6.41	6.54	6.43	6.35	
		Stride duration (s)	0.483	0.486	0.489	0.493	0.499	0.496	0.486	0.484	0.465	0.447	0.451	0.479	
		Stride efficiency (%)	60.85	62.13	60.10	62.49	63.29	60.05	62.12	66.28	64.17	66.81	64.69	63.05	
		Stride count	32.05	31.72	32.25	31.63	31.43	32.26	31.72	30.71	31.21	30.59	31.08	409.33	

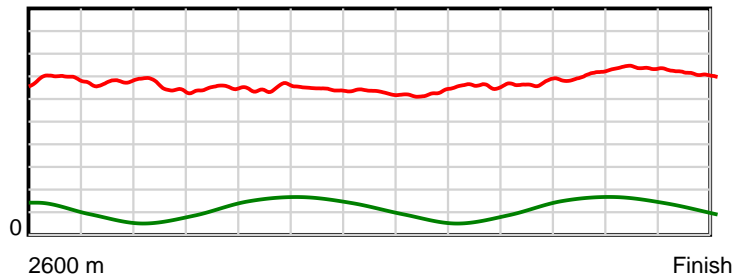
10 m Stride length



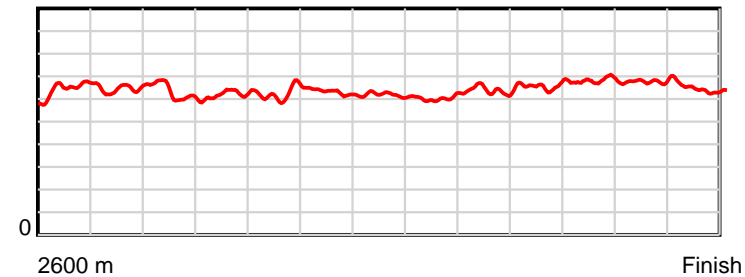
0.6 s Stride duration



20 m/sec Speed



100 % Stride efficiency



Note: Horizontal distance axis grid lines are 200m furlongs.

## Disclaimer.

HRNZ and NZMTC and Thoroughbred Ratings Pty Ltd accepts no responsibility for the completeness or accuracy of any of the information contained herein, and makes no representations about its suitability for any particular purpose. Users should make their own judgements about those matters and/or seek independent advice. You assume all risks associated with use of the data provided on this page.



# Race Results



August 04, 2017, Race 5, , Distance 2600m, Addington - Survey 3200m

Result	TAB no.	Horse (Barrier)	2600 to	2400m to
2nd	11	<b>Van Laddie (11)</b>	<b>2400m</b>	<b>2200m</b>
		Position in running (margin)	-	8(7.7)
		Sectional time (s)	14.74	15.17
		Cumulative time (s)	196.07	181.33
		Speed (m/s)	13.57	13.18
		Stride length (m)	6.01	5.80
		Stride duration (s)	0.429	0.440
		Stride efficiency (%)	56.37	52.58
		Stride count	33.30	34.48

#### Disclaimer.

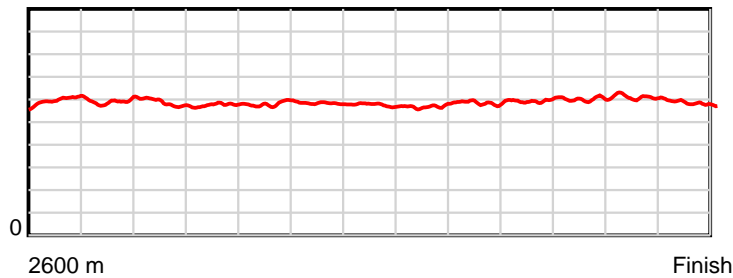
HRNZ and NZMTC and Thoroughbred Ratings Pty Ltd accepts no responsibility for the completeness or accuracy of any of the information contained herein, and makes no representations about its suitability for any particular purpose. Users should make their own judgements about those matters and/or seek independent advice. You assume all risks associated with use of the data provided on this page.

# Race Results

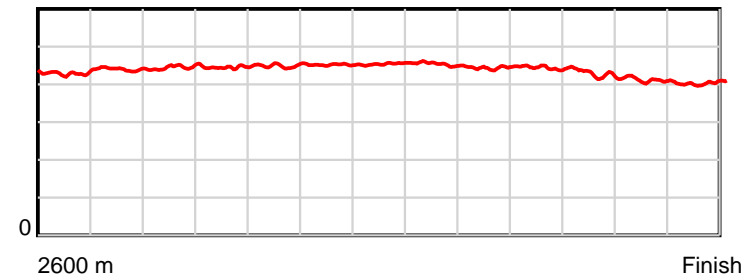
August 04, 2017, Race 5, , Distance 2600m, Addington - Survey 3200m

Result	TAB no.	Horse (Barrier)	2200m to	2000m to	1800m to	1600m to	1400m to	1200m to	1000m to	800m to	600m to	400m to	200m to	Total or	Margin
2nd	11	Van Laddie (11)	2000m	1800m	1600m	1400m	1200m	1000m	800m	600m	400m	200m	WP	Average	
		Position in running (margin)	7(10.1)	7(8.2)	8(8.4)	8(8.0)	8(7.8)	8(7.3)	8(7.2)	7(6.9)	7(6.5)	4(6.3)	3(2.0)		0.20
		Sectional time (s)	15.37	15.44	15.60	15.76	15.69	16.16	15.32	14.80	14.34	13.68	14.00		
		Cumulative time (s)	166.16	150.79	135.35	119.75	103.99	88.30	72.14	56.82	42.02	27.68	14.00	3:16.06	
		Speed (m/s)	13.01	12.95	12.82	12.69	12.75	12.38	13.05	13.51	13.95	14.62	14.29	13.26	
		Stride length (m)	5.79	5.76	5.76	5.73	5.79	5.61	5.80	6.00	5.94	6.00	5.77	5.83	
		Stride duration (s)	0.445	0.445	0.450	0.452	0.454	0.453	0.444	0.444	0.426	0.410	0.404	0.439	
		Stride efficiency (%)	52.46	51.86	51.89	51.33	52.34	49.20	52.50	56.28	55.12	56.25	51.96	53.02	
		Stride count	34.52	34.72	34.71	34.90	34.56	35.64	34.50	33.33	33.67	33.33	34.69	446.35	

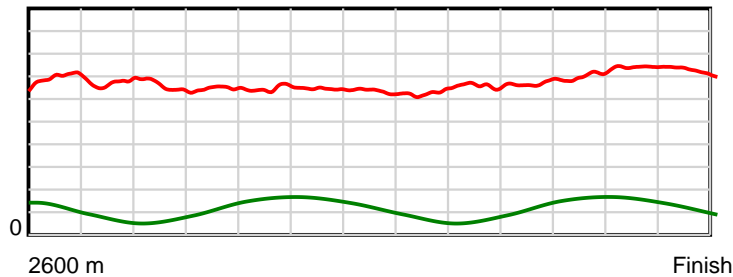
10 m Stride length



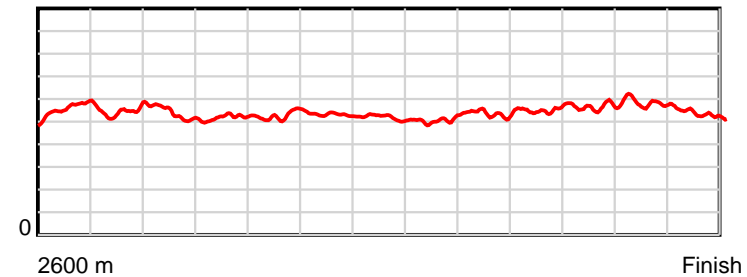
0.6 s Stride duration



20 m/sec Speed



100 % Stride efficiency



Note: Horizontal distance axis grid lines are 200m furlongs.

**Disclaimer.**

HRNZ and NZMTC and Thoroughbred Ratings Pty Ltd accepts no responsibility for the completeness or accuracy of any of the information contained herein, and makes no representations about its suitability for any particular purpose. Users should make their own judgements about those matters and/or seek independent advice. You assume all risks associated with use of the data provided on this page.



# Race Results



August 04, 2017, Race 5, , Distance 2600m, Addington - Survey 3200m

Result	TAB no.	Horse (Barrier)	2600 to	2400m to
3rd	4	<b>Bettor Than Th... (4)</b>	<b>2400m</b>	<b>2200m</b>
		Position in running (margin)	-	3(3.5)
		Sectional time (s)	14.27	14.71
		Cumulative time (s)	196.22	181.95
		Speed (m/s)	14.01	13.60
		Stride length (m)	6.46	6.43
		Stride duration (s)	0.452	0.473
		Stride efficiency (%)	65.17	64.56
		Stride count	30.97	31.12

#### Disclaimer.

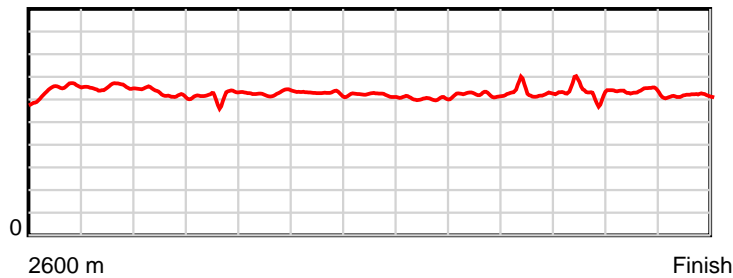
HRNZ and NZMTC and Thoroughbred Ratings Pty Ltd accepts no responsibility for the completeness or accuracy of any of the information contained herein, and makes no representations about its suitability for any particular purpose. Users should make their own judgements about those matters and/or seek independent advice. You assume all risks associated with use of the data provided on this page.

# Race Results

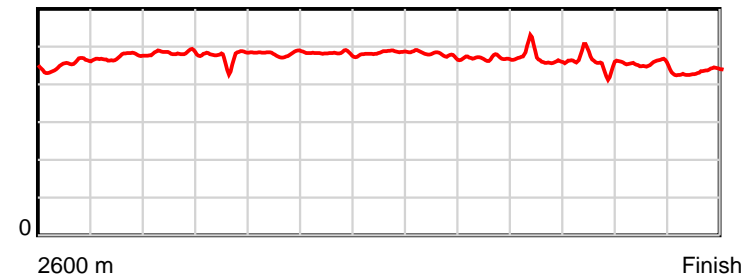
August 04, 2017, Race 5, , Distance 2600m, Addington - Survey 3200m

Result	TAB no.	Horse (Barrier)	2200m to	2000m to	1800m to	1600m to	1400m to	1200m to	1000m to	800m to	600m to	400m to	200m to	Total or	Margin
3rd	4	<b>Bettor Than Th... (4)</b>	<b>2000m</b>	<b>1800m</b>	<b>1600m</b>	<b>1400m</b>	<b>1200m</b>	<b>1000m</b>	<b>800m</b>	<b>600m</b>	<b>400m</b>	<b>200m</b>	<b>WP</b>	<b>Average</b>	
		Position in running (margin)	3(3.2)	3(2.9)	3(2.8)	3(3.0)	2(1.6)	2(1.6)	2(1.3)	2(1.1)	2(1.0)	2(2.4)	4(2.0)		1.10
		Sectional time (s)	15.65	15.40	15.69	15.56	15.76	16.12	15.36	14.84	14.61	14.34	13.91		
		Cumulative time (s)	167.24	151.59	136.19	120.50	104.94	89.18	73.06	57.70	42.86	28.25	13.91	3:16.22	
		Speed (m/s)	12.78	12.99	12.75	12.85	12.69	12.41	13.02	13.48	13.69	13.95	14.38	13.25	
		Stride length (m)	6.17	6.14	6.13	6.20	6.15	5.94	6.11	6.31	6.25	6.28	6.24	6.21	
		Stride duration (s)	0.483	0.473	0.481	0.482	0.485	0.479	0.469	0.468	0.456	0.450	0.434	0.469	
		Stride efficiency (%)	59.55	58.82	58.79	60.03	59.14	55.10	58.39	62.23	60.97	61.66	60.79	60.32	
		Stride count	32.40	32.60	32.61	32.27	32.51	33.68	32.72	31.69	32.02	31.84	32.06	418.49	

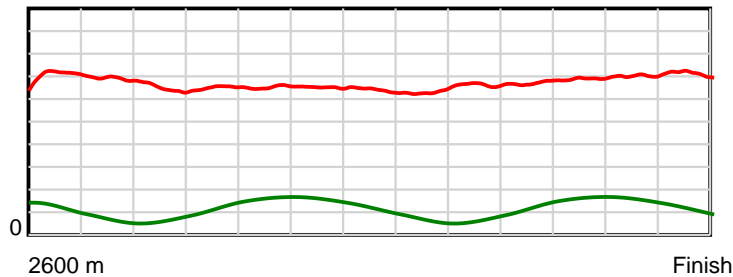
10 m Stride length



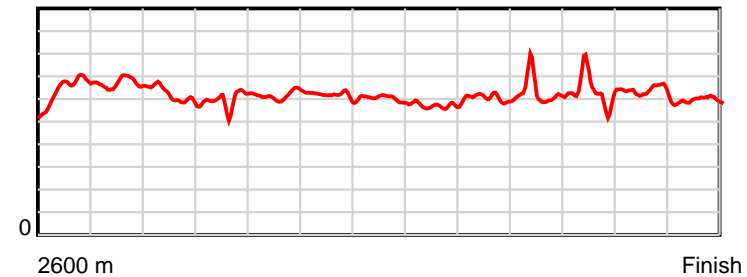
0.6 s Stride duration



20 m/sec Speed



100 % Stride efficiency



Note: Horizontal distance axis grid lines are 200m furlongs.

## Disclaimer.

HRNZ and NZMTC and Thoroughbred Ratings Pty Ltd accepts no responsibility for the completeness or accuracy of any of the information contained herein, and makes no representations about its suitability for any particular purpose. Users should make their own judgements about those matters and/or seek independent advice. You assume all risks associated with use of the data provided on this page.



# Race Results



August 04, 2017, Race 5, , Distance 2600m, Addington - Survey 3200m

Result	TAB no.	Horse (Barrier)	2600 to	2400m to
3rd	9	<b>The Tin Soldie... (9)</b>	<b>2400m</b>	<b>2200m</b>
		Position in running (margin)	-	12(11.7)
		Sectional time (s)	15.41	15.26
		Cumulative time (s)	196.22	180.81
		Speed (m/s)	12.98	13.11
		Stride length (m)	6.27	6.44
		Stride duration (s)	0.482	0.491
		Stride efficiency (%)	61.47	64.80
		Stride count	31.89	31.06

#### Disclaimer.

HRNZ and NZMTC and Thoroughbred Ratings Pty Ltd accepts no responsibility for the completeness or accuracy of any of the information contained herein, and makes no representations about its suitability for any particular purpose. Users should make their own judgements about those matters and/or seek independent advice. You assume all risks associated with use of the data provided on this page.

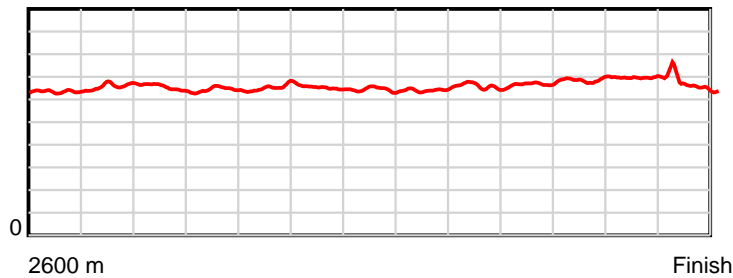


# Race Results

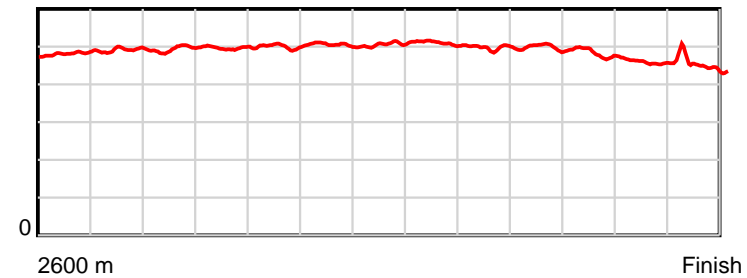
August 04, 2017, Race 5, , Distance 2600m, Addington - Survey 3200m

Result	TAB no.	Horse (Barrier)	2200m to	2000m to	1800m to	1600m to	1400m to	1200m to	1000m to	800m to	600m to	400m to	200m to	Total or	Margin
3rd	9	The Tin Soldie... (9)	2000m	1800m	1600m	1400m	1200m	1000m	800m	600m	400m	200m	WP	Average	
		Position in running (margin)	10(14.6)	10(12.5)	11(12.3)	11(11.5)	11(11.5)	11(11.3)	11(10.1)	11(10.2)	11(9.9)	8(10.5)	7(5.3)		1.10
		Sectional time (s)	15.34	15.38	15.52	15.81	15.73	15.97	15.40	14.82	14.48	13.53	13.57		
		Cumulative time (s)	165.55	150.21	134.83	119.31	103.50	87.77	71.80	56.40	41.58	27.10	13.57	3:16.22	
		Speed (m/s)	13.04	13.00	12.89	12.65	12.71	12.52	12.99	13.50	13.81	14.78	14.74	13.25	
		Stride length (m)	6.43	6.45	6.45	6.39	6.44	6.38	6.45	6.71	6.65	6.76	6.60	6.49	
		Stride duration (s)	0.493	0.496	0.500	0.505	0.506	0.509	0.497	0.497	0.481	0.457	0.448	0.490	
		Stride efficiency (%)	64.66	65.10	64.92	63.79	64.83	63.60	65.06	70.36	69.07	71.46	68.17	65.86	
		Stride count	31.09	30.99	31.03	31.30	31.05	31.35	31.00	29.81	30.08	29.57	30.28	400.50	

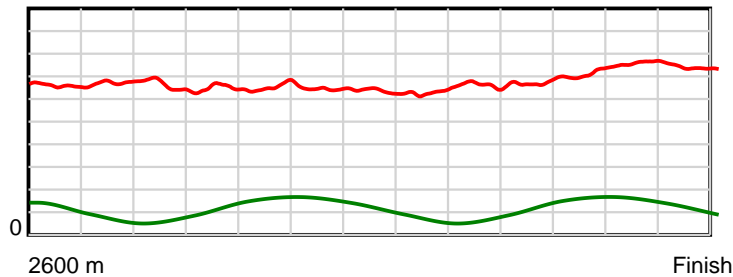
10 m Stride length



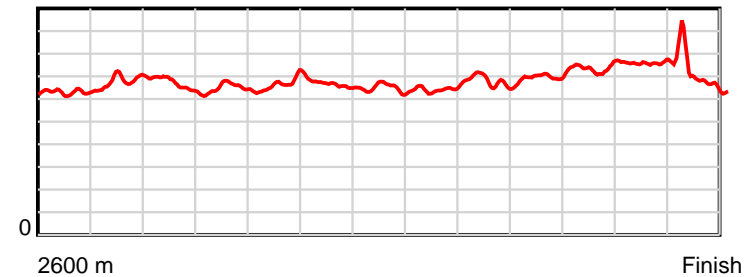
0.6 s Stride duration



20 m/sec Speed



100 % Stride efficiency



Note: Horizontal distance axis grid lines are 200m furlongs.

**Disclaimer.**

HRNZ and NZMTC and Thoroughbred Ratings Pty Ltd accepts no responsibility for the completeness or accuracy of any of the information contained herein, and makes no representations about its suitability for any particular purpose. Users should make their own judgements about those matters and/or seek independent advice. You assume all risks associated with use of the data provided on this page.



# Race Results



August 04, 2017, Race 5, , Distance 2600m, Addington - Survey 3200m

Result	TAB no.	Horse (Barrier)	2600 to	2400m to
5th	6	Si Si Senor (6)	2400m	2200m
		Position in running (margin)	-	9(8.1)
		Sectional time (s)	14.99	16.26
		Cumulative time (s)	196.37	181.38
		Speed (m/s)	13.34	12.30
		Stride length (m)	6.12	5.72
		Stride duration (s)	0.449	0.465
		Stride efficiency (%)	58.50	51.14
		Stride count	32.69	34.96

#### Disclaimer.

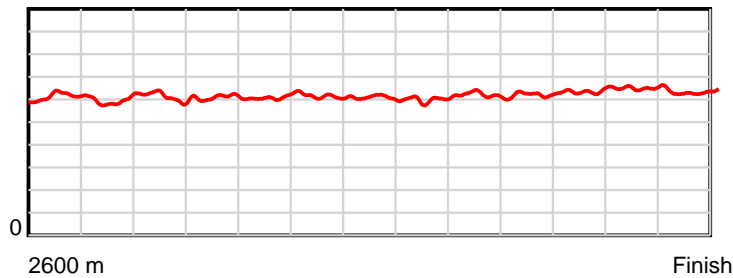
HRNZ and NZMTC and Thoroughbred Ratings Pty Ltd accepts no responsibility for the completeness or accuracy of any of the information contained herein, and makes no representations about its suitability for any particular purpose. Users should make their own judgements about those matters and/or seek independent advice. You assume all risks associated with use of the data provided on this page.

# Race Results

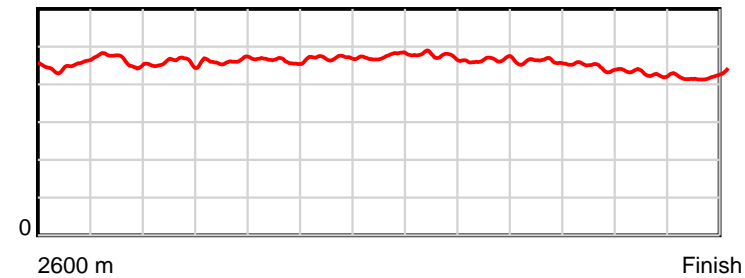
August 04, 2017, Race 5, , Distance 2600m, Addington - Survey 3200m

Result	TAB no.	Horse (Barrier)	2200m to	2000m to	1800m to	1600m to	1400m to	1200m to	1000m to	800m to	600m to	400m to	200m to	Total or	Margin
5th	6	Si Si Senor (6)	2000m	1800m	1600m	1400m	1200m	1000m	800m	600m	400m	200m	WP	Average	
		Position in running (margin)	11(17.0)	11(15.4)	12(14.6)	12(13.6)	12(13.3)	12(13.2)	12(13.2)	12(12.6)	12(12.2)	9(12.0)	8(6.3)		1.90
		Sectional time (s)	15.42	15.27	15.50	15.76	15.74	16.18	15.28	14.79	14.35	13.45	13.38		
		Cumulative time (s)	165.12	149.70	134.43	118.93	103.17	87.43	71.25	55.97	41.18	26.83	13.38	3:16.37	
		Speed (m/s)	12.97	13.10	12.90	12.69	12.71	12.36	13.09	13.52	13.94	14.87	14.95	13.24	
		Stride length (m)	5.94	6.06	5.97	5.98	6.04	5.87	6.07	6.23	6.21	6.36	6.32	6.06	
		Stride duration (s)	0.458	0.463	0.463	0.471	0.475	0.475	0.464	0.461	0.445	0.428	0.422	0.458	
		Stride efficiency (%)	55.14	57.46	55.76	55.87	56.95	53.91	57.51	60.60	60.22	63.20	62.35	57.44	
		Stride count	33.67	32.98	33.48	33.45	33.13	34.05	32.97	32.12	32.22	31.45	31.66	428.83	

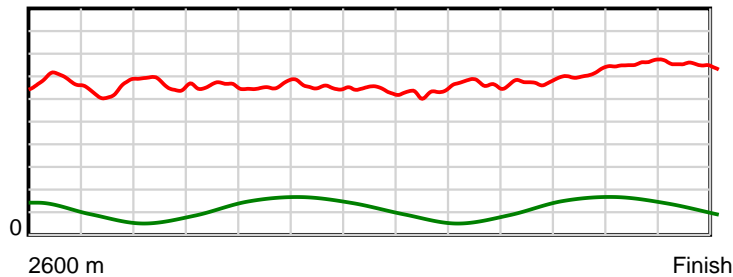
10 m Stride length



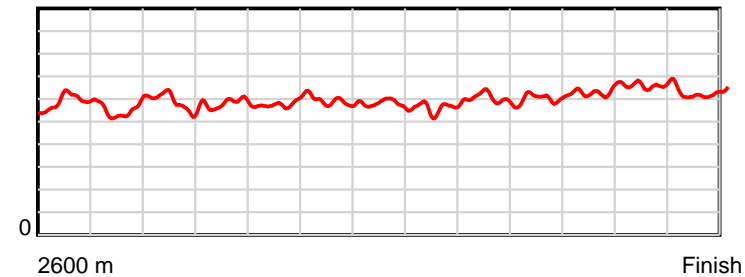
0.6 s Stride duration



20 m/sec Speed



100 % Stride efficiency



Note: Horizontal distance axis grid lines are 200m furlongs.

**Disclaimer.**

HRNZ and NZMTC and Thoroughbred Ratings Pty Ltd accepts no responsibility for the completeness or accuracy of any of the information contained herein, and makes no representations about its suitability for any particular purpose. Users should make their own judgements about those matters and/or seek independent advice. You assume all risks associated with use of the data provided on this page.



# Race Results



August 04, 2017, Race 5, , Distance 2600m, Addington - Survey 3200m

Result	TAB no.	Horse (Barrier)	2600 to	2400m to
6th	1	Matau Gem (1)	2400m	2200m
		Position in running (margin)	-	2(2.2)
		Sectional time (s)	13.93	14.40
		Cumulative time (s)	196.52	182.59
		Speed (m/s)	14.35	13.89
		Stride length (m)	6.57	6.54
		Stride duration (s)	0.453	0.471
		Stride efficiency (%)	67.55	66.81
		Stride count	30.42	30.59

#### Disclaimer.

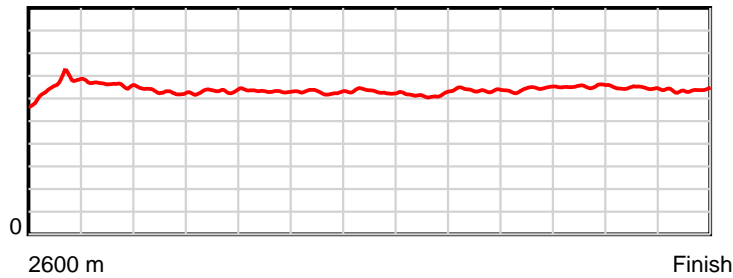
HRNZ and NZMTC and Thoroughbred Ratings Pty Ltd accepts no responsibility for the completeness or accuracy of any of the information contained herein, and makes no representations about its suitability for any particular purpose. Users should make their own judgements about those matters and/or seek independent advice. You assume all risks associated with use of the data provided on this page.

# Race Results

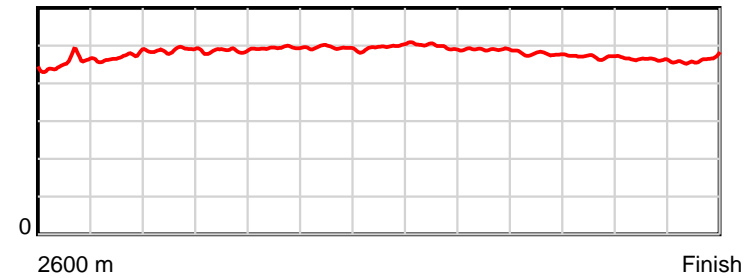
August 04, 2017, Race 5, , Distance 2600m, Addington - Survey 3200m

Result	TAB no.	Horse (Barrier)	2200m to	2000m to	1800m to	1600m to	1400m to	1200m to	1000m to	800m to	600m to	400m to	200m to	Total or	Margin
6th	1	Matau Gem (1)	2000m	1800m	1600m	1400m	1200m	1000m	800m	600m	400m	200m	WP	Average	
		Position in running (margin)	1(0.0)	1(0.0)	1(0.0)	1(0.0)	1(0.0)	1(0.0)	1(0.0)	1(0.0)	1(0.0)	1(0.0)	1(0.0)		2.80
		Sectional time (s)	15.68	15.42	15.66	15.80	15.76	16.17	15.39	14.87	14.37	14.40	14.67		
		Cumulative time (s)	168.19	152.51	137.09	121.43	105.63	89.87	73.70	58.31	43.44	29.07	14.67	3:16.52	
		Speed (m/s)	12.76	12.97	12.77	12.66	12.69	12.37	13.00	13.45	13.92	13.89	13.63	13.23	
		Stride length (m)	6.23	6.30	6.31	6.26	6.29	6.16	6.37	6.43	6.55	6.43	6.32	6.36	
		Stride duration (s)	0.488	0.486	0.494	0.495	0.496	0.498	0.490	0.478	0.471	0.463	0.464	0.481	
		Stride efficiency (%)	60.61	62.10	62.17	61.33	61.86	59.29	63.46	64.61	67.03	64.68	62.43	63.30	
		Stride count	32.11	31.73	31.71	31.93	31.79	32.47	31.38	31.10	30.54	31.09	31.64	408.50	

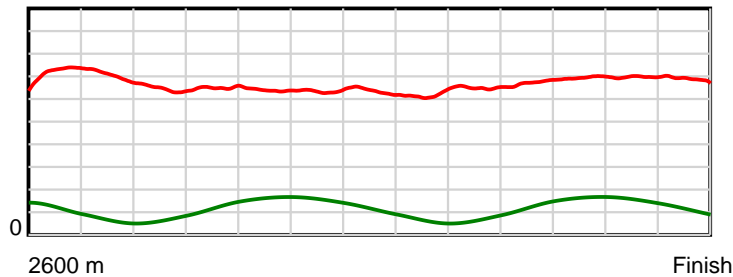
10 m Stride length



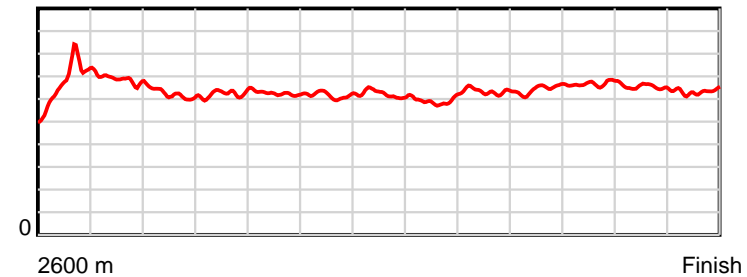
0.6 s Stride duration



20 m/sec Speed



100 % Stride efficiency



Note: Horizontal distance axis grid lines are 200m furlongs.

**Disclaimer.**

HRNZ and NZMTC and Thoroughbred Ratings Pty Ltd accepts no responsibility for the completeness or accuracy of any of the information contained herein, and makes no representations about its suitability for any particular purpose. Users should make their own judgements about those matters and/or seek independent advice. You assume all risks associated with use of the data provided on this page.



# Race Results



August 04, 2017, Race 5, , Distance 2600m, Addington - Survey 3200m

Result	TAB no.	Horse (Barrier)	2600 to	2400m to
7th	10	<b>Stoppitt (10)</b>	<b>2400m</b>	<b>2200m</b>
		Position in running (margin)	-	5(5.3)
		Sectional time (s)	14.48	14.74
		Cumulative time (s)	196.71	182.23
		Speed (m/s)	13.81	13.57
		Stride length (m)	6.53	6.40
		Stride duration (s)	0.454	0.472
		Stride efficiency (%)	66.72	64.02
		Stride count	30.61	31.25

#### Disclaimer.

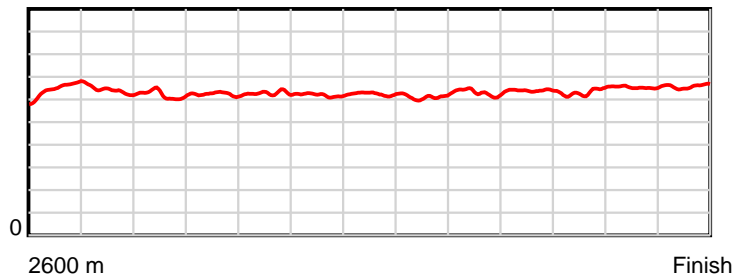
HRNZ and NZMTC and Thoroughbred Ratings Pty Ltd accepts no responsibility for the completeness or accuracy of any of the information contained herein, and makes no representations about its suitability for any particular purpose. Users should make their own judgements about those matters and/or seek independent advice. You assume all risks associated with use of the data provided on this page.

# Race Results

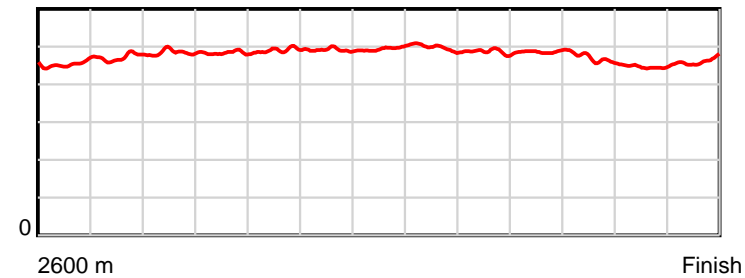
August 04, 2017, Race 5, , Distance 2600m, Addington - Survey 3200m

Result	TAB no.	Horse (Barrier)	2200m to	2000m to	1800m to	1600m to	1400m to	1200m to	1000m to	800m to	600m to	400m to	200m to	Total or	Margin
7th	10	<b>Stoppitt (10)</b>	<b>2000m</b>	<b>1800m</b>	<b>1600m</b>	<b>1400m</b>	<b>1200m</b>	<b>1000m</b>	<b>800m</b>	<b>600m</b>	<b>400m</b>	<b>200m</b>	<b>WP</b>	<b>Average</b>	
		Position in running (margin)	4(5.1)	4(4.2)	5(4.7)	4(4.4)	5(4.8)	5(4.3)	6(4.7)	5(4.0)	6(5.6)	7(9.1)	5(4.8)		3.80
		Sectional time (s)	15.53	15.50	15.61	15.86	15.69	16.24	15.26	15.13	14.97	13.68	14.02		
		Cumulative time (s)	167.49	151.96	136.46	120.85	104.99	89.30	73.06	57.80	42.67	27.70	14.02	3:16.71	
		Speed (m/s)	12.88	12.90	12.81	12.61	12.75	12.32	13.11	13.22	13.36	14.62	14.27	13.22	
		Stride length (m)	6.24	6.24	6.29	6.20	6.30	6.13	6.38	6.44	6.27	6.53	6.60	6.35	
		Stride duration (s)	0.484	0.483	0.491	0.491	0.494	0.498	0.487	0.487	0.469	0.447	0.462	0.480	
		Stride efficiency (%)	60.81	60.81	61.76	59.99	62.10	58.65	63.61	64.71	61.34	66.68	68.03	62.92	
		Stride count	32.06	32.06	31.81	32.28	31.73	32.65	31.35	31.08	31.92	30.62	30.31	409.73	

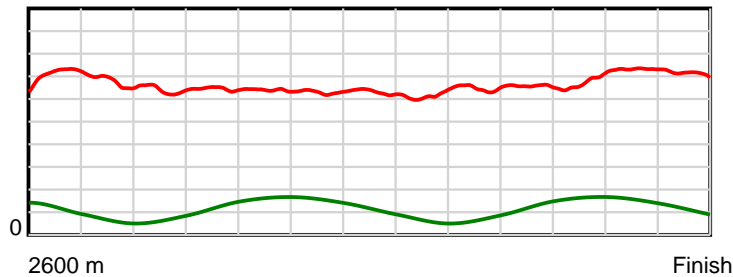
10 m Stride length



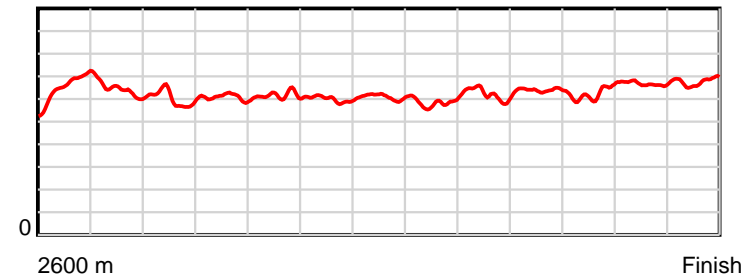
0.6 s Stride duration



20 m/sec Speed



100 % Stride efficiency



Note: Horizontal distance axis grid lines are 200m furlongs.

## Disclaimer.

HRNZ and NZMTC and Thoroughbred Ratings Pty Ltd accepts no responsibility for the completeness or accuracy of any of the information contained herein, and makes no representations about its suitability for any particular purpose. Users should make their own judgements about those matters and/or seek independent advice. You assume all risks associated with use of the data provided on this page.



# Race Results



August 04, 2017, Race 5, , Distance 2600m, Addington - Survey 3200m

Result	TAB no.	Horse (Barrier)	2600 to	2400m to
8th	7	<b>Boomer (7)</b>	<b>2400m</b>	<b>2200m</b>
		Position in running (margin)	-	10(9.9)
		Sectional time (s)	15.13	15.26
		Cumulative time (s)	197.77	182.64
		Speed (m/s)	13.22	13.11
		Stride length (m)	6.54	6.51
		Stride duration (s)	0.489	0.496
		Stride efficiency (%)	66.92	66.17
		Stride count	30.56	30.73

#### Disclaimer.

HRNZ and NZMTC and Thoroughbred Ratings Pty Ltd accepts no responsibility for the completeness or accuracy of any of the information contained herein, and makes no representations about its suitability for any particular purpose. Users should make their own judgements about those matters and/or seek independent advice. You assume all risks associated with use of the data provided on this page.

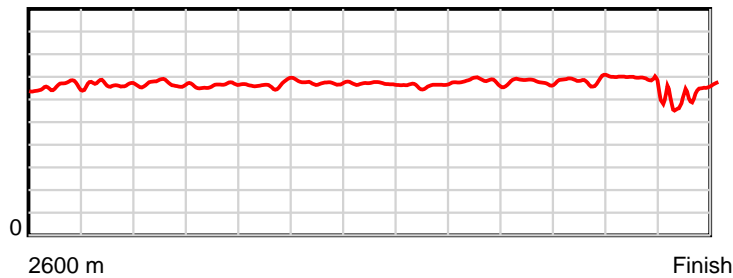


# Race Results

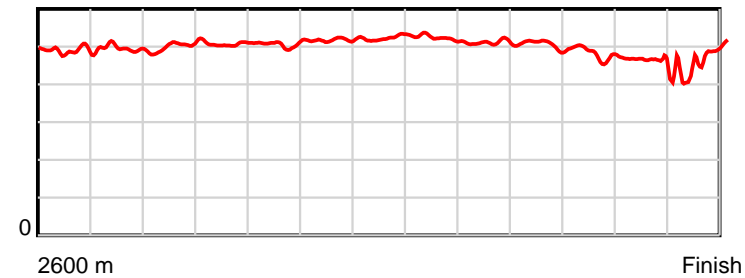
August 04, 2017, Race 5, , Distance 2600m, Addington - Survey 3200m

Result	TAB no.	Horse (Barrier)	2200m to	2000m to	1800m to	1600m to	1400m to	1200m to	1000m to	800m to	600m to	400m to	200m to	Total or	Margin
8th	7	Boomer (7)	2000m	1800m	1600m	1400m	1200m	1000m	800m	600m	400m	200m	WP	Average	
		Position in running (margin)	9(12.8)	9(10.5)	9(10.5)	10(10.1)	10(9.3)	10(9.4)	9(8.6)	10(8.6)	9(8.6)	6(8.6)	6(5.3)		9.70
		Sectional time (s)	15.30	15.42	15.59	15.68	15.77	16.04	15.37	14.87	14.38	13.85	15.11		
		Cumulative time (s)	167.38	152.08	136.66	121.07	105.39	89.62	73.58	58.21	43.34	28.96	15.11	3:17.77	
		Speed (m/s)	13.07	12.97	12.83	12.76	12.68	12.47	13.01	13.45	13.91	14.44	13.24	13.15	
		Stride length (m)	6.55	6.57	6.51	6.61	6.64	6.51	6.64	6.79	6.67	6.49	6.10	6.54	
		Stride duration (s)	0.501	0.507	0.507	0.518	0.524	0.522	0.510	0.504	0.480	0.449	0.461	0.498	
		Stride efficiency (%)	67.06	67.44	66.22	68.25	68.94	66.27	68.86	71.97	69.56	65.77	58.11	66.93	
		Stride count	30.53	30.44	30.72	30.26	30.11	30.71	30.13	29.47	29.98	30.83	32.80	397.27	

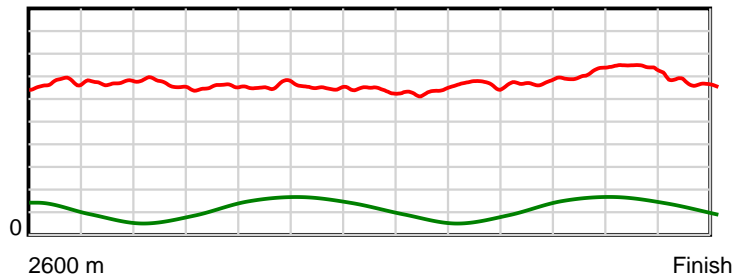
10 m Stride length



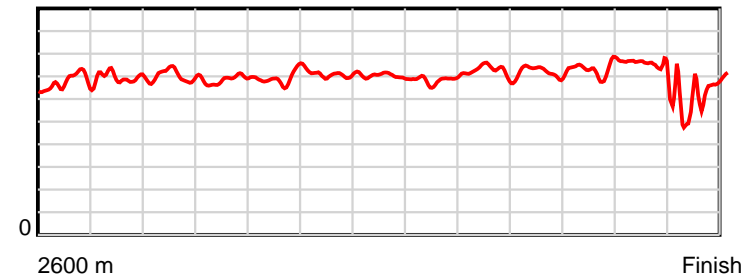
0.6 s Stride duration



20 m/sec Speed



100 % Stride efficiency



Note: Horizontal distance axis grid lines are 200m furlongs.

**Disclaimer.**

HRNZ and NZMTC and Thoroughbred Ratings Pty Ltd accepts no responsibility for the completeness or accuracy of any of the information contained herein, and makes no representations about its suitability for any particular purpose. Users should make their own judgements about those matters and/or seek independent advice. You assume all risks associated with use of the data provided on this page.



# Race Results



August 04, 2017, Race 5, , Distance 2600m, Addington - Survey 3200m

Result	TAB no.	Horse (Barrier)	2600 to	2400m to
9th	3	Still Of The N... (3)	2400m	2200m
		Position in running (margin)	-	7(7.6)
		Sectional time (s)	14.89	16.35
		Cumulative time (s)	198.46	183.57
		Speed (m/s)	13.43	12.23
		Stride length (m)	6.15	5.89
		Stride duration (s)	0.449	0.482
		Stride efficiency (%)	59.18	54.18
		Stride count	32.50	33.97

## Disclaimer.

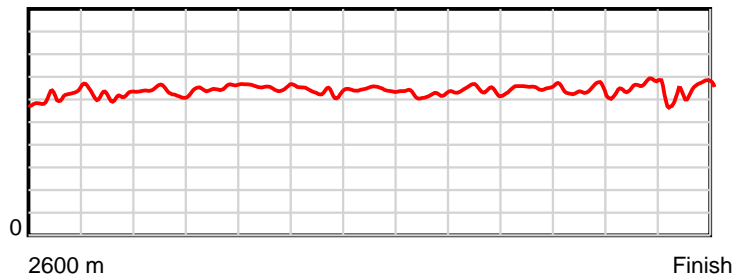
HRNZ and NZMTC and Thoroughbred Ratings Pty Ltd accepts no responsibility for the completeness or accuracy of any of the information contained herein, and makes no representations about its suitability for any particular purpose. Users should make their own judgements about those matters and/or seek independent advice. You assume all risks associated with use of the data provided on this page.

# Race Results

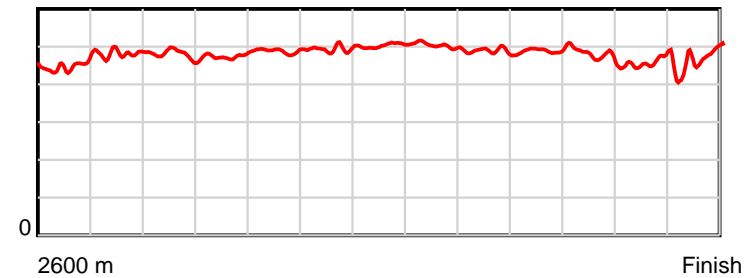
August 04, 2017, Race 5, , Distance 2600m, Addington - Survey 3200m

Result	TAB no.	Horse (Barrier)	2200m to	2000m to	1800m to	1600m to	1400m to	1200m to	1000m to	800m to	600m to	400m to	200m to	Total or	Margin
9th	3	Still Of The N... (3)	2000m	1800m	1600m	1400m	1200m	1000m	800m	600m	400m	200m	WP	Average	
		Position in running (margin)	12(17.1)	12(16.4)	10(12.2)	9(9.2)	9(8.3)	9(8.4)	10(8.7)	9(8.5)	10(9.4)	12(13.6)	10(10.9)		13.50
		Sectional time (s)	15.56	14.72	15.17	15.65	15.78	16.22	15.35	15.01	15.08	13.96	14.72		
		Cumulative time (s)	167.22	151.66	136.94	121.77	106.12	90.34	74.12	58.77	43.76	28.68	14.72	3:18.46	
		Speed (m/s)	12.85	13.59	13.18	12.78	12.67	12.33	13.03	13.32	13.26	14.33	13.59	13.10	
		Stride length (m)	6.14	6.47	6.44	6.33	6.37	6.20	6.35	6.56	6.28	6.55	6.26	6.30	
		Stride duration (s)	0.478	0.476	0.488	0.495	0.503	0.502	0.487	0.492	0.473	0.457	0.461	0.481	
		Stride efficiency (%)	59.00	65.37	64.74	62.60	63.47	60.00	63.03	67.25	61.54	66.96	61.18	62.04	
		Stride count	32.55	30.92	31.07	31.60	31.38	32.28	31.49	30.49	31.87	30.55	31.96	412.63	

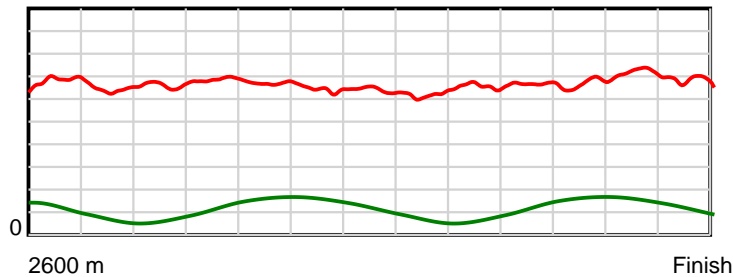
10 m Stride length



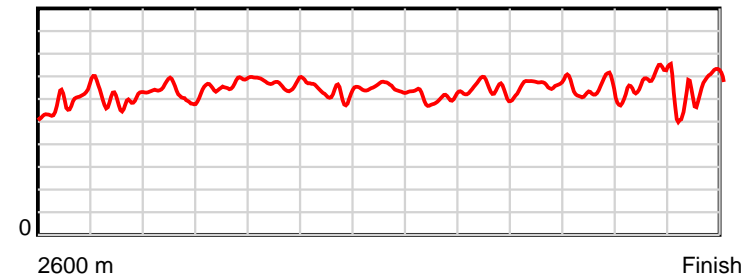
0.6 s Stride duration



20 m/sec Speed



100 % Stride efficiency



Note: Horizontal distance axis grid lines are 200m furlongs.

## Disclaimer.

HRNZ and NZMTC and Thoroughbred Ratings Pty Ltd accepts no responsibility for the completeness or accuracy of any of the information contained herein, and makes no representations about its suitability for any particular purpose. Users should make their own judgements about those matters and/or seek independent advice. You assume all risks associated with use of the data provided on this page.



# Race Results



August 04, 2017, Race 5, , Distance 2600m, Addington - Survey 3200m

Result	TAB no.	Horse (Barrier)	2600 to	2400m to
10th	12	<b>Bonnie Molly (12)</b>	<b>2400m</b>	<b>2200m</b>
		Position in running (margin)	-	11(11.1)
		Sectional time (s)	15.37	14.87
		Cumulative time (s)	198.81	183.44
		Speed (m/s)	13.01	13.45
		Stride length (m)	5.97	6.02
		Stride duration (s)	0.440	0.447
		Stride efficiency (%)	55.73	56.59
		Stride count	33.49	33.24

#### Disclaimer.

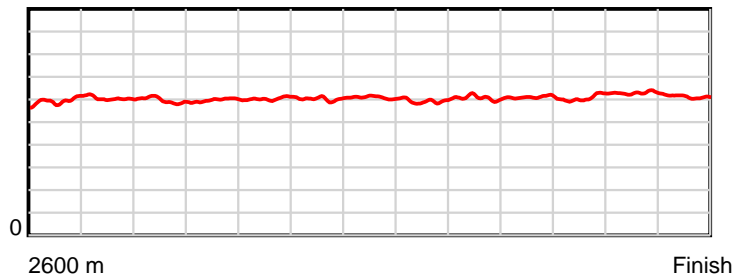
HRNZ and NZMTC and Thoroughbred Ratings Pty Ltd accepts no responsibility for the completeness or accuracy of any of the information contained herein, and makes no representations about its suitability for any particular purpose. Users should make their own judgements about those matters and/or seek independent advice. You assume all risks associated with use of the data provided on this page.

# Race Results

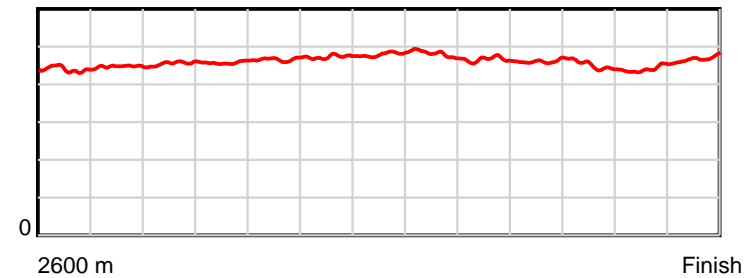
August 04, 2017, Race 5, , Distance 2600m, Addington - Survey 3200m

Result	TAB no.	Horse (Barrier)	2200m to	2000m to	1800m to	1600m to	1400m to	1200m to	1000m to	800m to	600m to	400m to	200m to	Total or	Margin
10th	12	Bonnie Molly (12)	2000m	1800m	1600m	1400m	1200m	1000m	800m	600m	400m	200m	WP	Average	
		Position in running (margin)	8(11.6)	8(8.8)	7(8.1)	7(7.4)	7(6.2)	7(6.2)	7(6.5)	8(7.0)	8(8.1)	11(12.4)	9(9.9)		15.50
		Sectional time (s)	15.21	15.31	15.54	15.60	15.76	16.23	15.47	15.04	15.09	13.98	15.34		
		Cumulative time (s)	168.57	153.36	138.05	122.51	106.91	91.15	74.92	59.45	44.41	29.32	15.34	3:18.81	
		Speed (m/s)	13.15	13.06	12.87	12.82	12.69	12.32	12.93	13.30	13.25	14.31	13.04	13.08	
		Stride length (m)	5.99	5.98	6.00	6.06	6.08	5.93	6.03	6.13	5.97	6.32	6.12	6.04	
		Stride duration (s)	0.456	0.457	0.466	0.473	0.479	0.481	0.466	0.461	0.450	0.442	0.470	0.462	
		Stride efficiency (%)	56.14	55.82	56.31	57.47	57.85	54.94	56.73	58.78	55.65	62.36	58.53	57.10	
		Stride count	33.37	33.46	33.32	32.98	32.87	33.73	33.19	32.61	33.51	31.66	32.68	430.11	

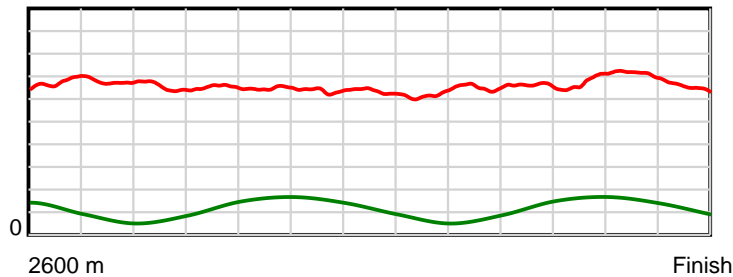
10 m Stride length



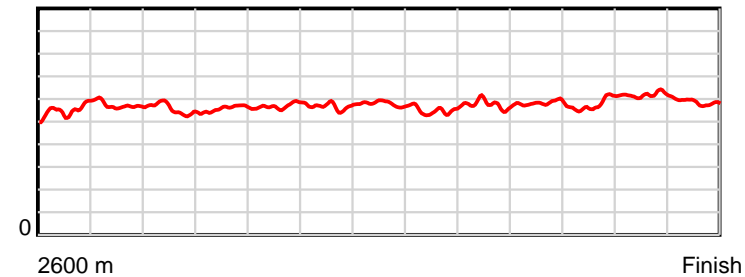
0.6 s Stride duration



20 m/sec Speed



100 % Stride efficiency



Note: Horizontal distance axis grid lines are 200m furlongs.

**Disclaimer.**

HRNZ and NZMTC and Thoroughbred Ratings Pty Ltd accepts no responsibility for the completeness or accuracy of any of the information contained herein, and makes no representations about its suitability for any particular purpose. Users should make their own judgements about those matters and/or seek independent advice. You assume all risks associated with use of the data provided on this page.



# Race Results



August 04, 2017, Race 5, , Distance 2600m, Addington - Survey 3200m

Result	TAB no.	Horse (Barrier)	2600 to	2400m to
11th	2	Christmas Toyb... (2)	2400m	2200m
		Position in running (margin)	-	4(5.0)
		Sectional time (s)	14.54	14.90
		Cumulative time (s)	203.00	188.46
		Speed (m/s)	13.75	13.42
		Stride length (m)	6.05	5.98
		Stride duration (s)	0.427	0.445
		Stride efficiency (%)	57.18	55.84
		Stride count	33.06	33.46

#### Disclaimer.

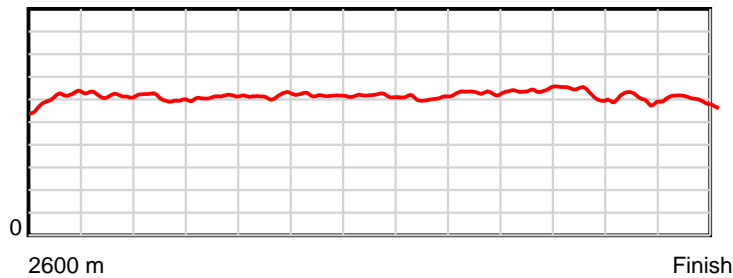
HRNZ and NZMTC and Thoroughbred Ratings Pty Ltd accepts no responsibility for the completeness or accuracy of any of the information contained herein, and makes no representations about its suitability for any particular purpose. Users should make their own judgements about those matters and/or seek independent advice. You assume all risks associated with use of the data provided on this page.

# Race Results

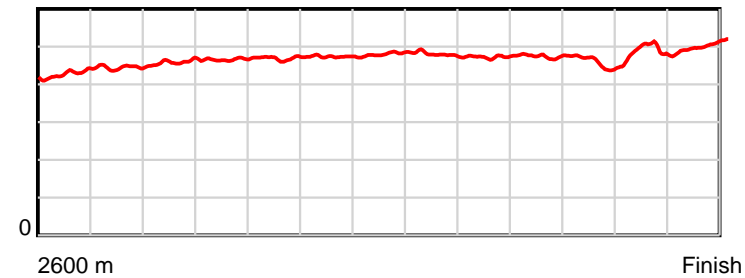
August 04, 2017, Race 5, , Distance 2600m, Addington - Survey 3200m

Result	TAB no.	Horse (Barrier)	2200m to	2000m to	1800m to	1600m to	1400m to	1200m to	1000m to	800m to	600m to	400m to	200m to	Total or	Margin
11th	2	Christmas Toyb... (2)	2000m	1800m	1600m	1400m	1200m	1000m	800m	600m	400m	200m	WP	Average	
		Position in running (margin)	5(5.8)	5(4.6)	4(4.6)	5(4.7)	4(4.1)	4(3.7)	4(3.3)	4(3.0)	3(3.1)	5(8.0)	11(23.5)		38.80
		Sectional time (s)	15.49	15.42	15.67	15.70	15.71	16.10	15.34	14.88	15.18	16.99	17.08		
		Cumulative time (s)	173.56	158.07	142.65	126.98	111.28	95.57	79.47	64.13	49.25	34.07	17.08	3:23.00	
		Speed (m/s)	12.91	12.97	12.76	12.74	12.73	12.42	13.04	13.44	13.18	11.77	11.71	12.81	
		Stride length (m)	5.92	6.05	5.99	6.03	6.12	5.95	6.17	6.38	6.01	5.78	5.91	6.02	
		Stride duration (s)	0.459	0.466	0.470	0.473	0.481	0.479	0.473	0.474	0.456	0.491	0.505	0.470	
		Stride efficiency (%)	54.77	57.16	56.12	56.82	58.56	55.40	59.50	63.54	56.43	52.20	54.61	56.70	
		Stride count	33.78	33.07	33.37	33.17	32.67	33.59	32.41	31.36	33.28	34.60	33.83	431.65	

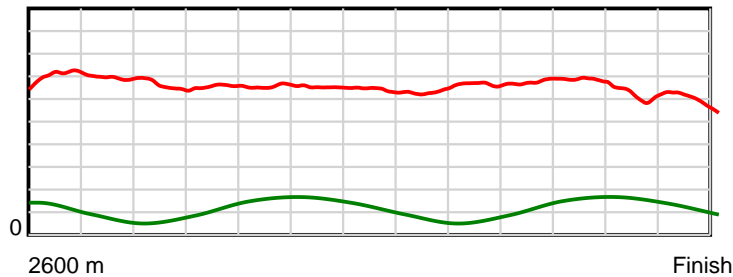
10 m Stride length



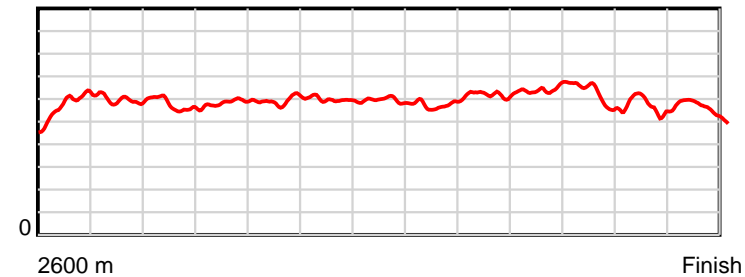
0.6 s Stride duration



20 m/sec Speed



100 % Stride efficiency



Note: Horizontal distance axis grid lines are 200m furlongs.

## Disclaimer.

HRNZ and NZMTC and Thoroughbred Ratings Pty Ltd accepts no responsibility for the completeness or accuracy of any of the information contained herein, and makes no representations about its suitability for any particular purpose. Users should make their own judgements about those matters and/or seek independent advice. You assume all risks associated with use of the data provided on this page.



# Race Results



August 04, 2017, Race 5, , Distance 2600m, Addington - Survey 3200m

Result	TAB no.	Horse (Barrier)	2600 to	2400m to
12th	5	<b>Yukon Cloud (5)</b>	<b>2400m</b>	<b>2200m</b>
		Position in running (margin)	-	1(0.0)
		Sectional time (s)	13.63	15.21
		Cumulative time (s)	204.95	191.32
		Speed (m/s)	14.67	13.15
		Stride length (m)	6.45	6.30
		Stride duration (s)	0.435	0.479
		Stride efficiency (%)	65.06	62.01
		Stride count	31.00	31.75

#### Disclaimer.

HRNZ and NZMTC and Thoroughbred Ratings Pty Ltd accepts no responsibility for the completeness or accuracy of any of the information contained herein, and makes no representations about its suitability for any particular purpose. Users should make their own judgements about those matters and/or seek independent advice. You assume all risks associated with use of the data provided on this page.

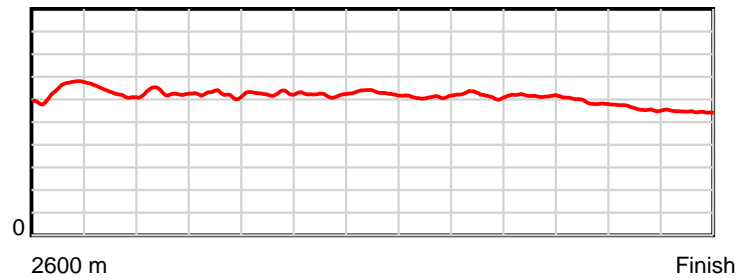


# Race Results

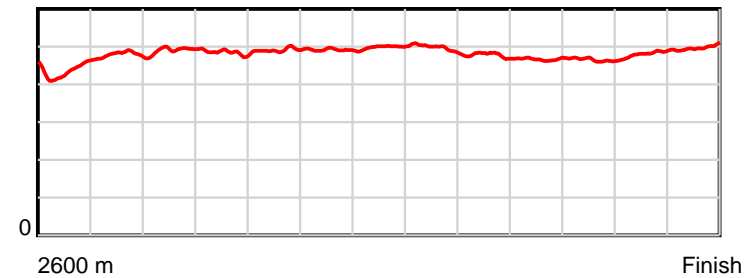
August 04, 2017, Race 5, , Distance 2600m, Addington - Survey 3200m

Result	TAB no.	Horse (Barrier)	2200m to	2000m to	1800m to	1600m to	1400m to	1200m to	1000m to	800m to	600m to	400m to	200m to	Total or	Margin
12th	5	Yukon Cloud (5)	2000m	1800m	1600m	1400m	1200m	1000m	800m	600m	400m	200m	WP	Average	
		Position in running (margin)	2(2.6)	2(2.3)	2(2.6)	2(2.2)	3(2.2)	3(2.0)	3(2.6)	3(2.4)	4(4.0)	10(12.3)	12(29.1)		49.60
		Sectional time (s)	15.63	15.46	15.60	15.79	15.73	16.26	15.36	15.14	15.74	17.21	18.19		
		Cumulative time (s)	176.11	160.48	145.02	129.42	113.63	97.90	81.64	66.28	51.14	35.40	18.19	3:24.94	
		Speed (m/s)	12.80	12.94	12.82	12.67	12.71	12.30	13.02	13.21	12.71	11.62	11.00	12.69	
		Stride length (m)	6.28	6.27	6.29	6.23	6.34	6.11	6.21	6.17	5.91	5.59	5.47	6.11	
		Stride duration (s)	0.491	0.485	0.491	0.492	0.498	0.497	0.477	0.467	0.465	0.481	0.498	0.482	
		Stride efficiency (%)	61.64	61.39	61.87	60.60	62.74	58.42	60.23	59.47	54.53	48.87	46.76	58.35	
		Stride count	31.85	31.91	31.78	32.12	31.56	32.71	32.22	32.42	33.86	35.76	36.56	425.50	

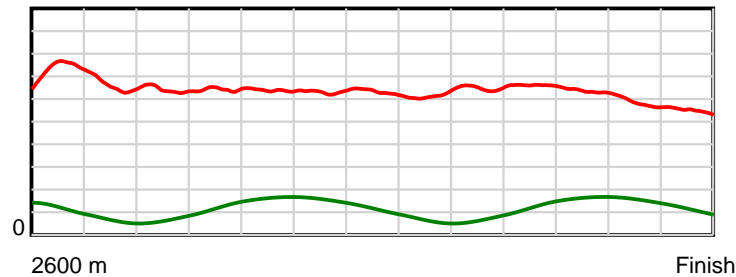
10 m Stride length



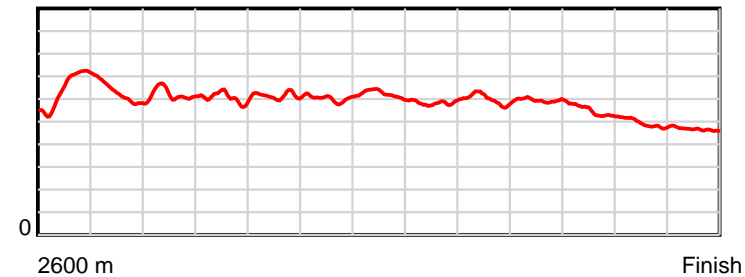
0.6 s Stride duration



20 m/sec Speed



100 % Stride efficiency



Note: Horizontal distance axis grid lines are 200m furlongs.

## Disclaimer.

HRNZ and NZMTC and Thoroughbred Ratings Pty Ltd accepts no responsibility for the completeness or accuracy of any of the information contained herein, and makes no representations about its suitability for any particular purpose. Users should make their own judgements about those matters and/or seek independent advice. You assume all risks associated with use of the data provided on this page.