



Race Results

NZ Metropolitan Trotting Club Inc, HRNZ, August 04, 2017

Compilation date: August 4, 2017, 8:56:38 PM (NZST)

Copyright © 2017 HRNZ and NZMTC. All rights reserved.

Trademarks.

StrideMASTER is a registered trademark of Thoroughbred Ratings Pty Ltd.

Disclaimer.

HRNZ and NZMTC and Thoroughbred Ratings Pty Ltd accepts no responsibility for the completeness or accuracy of any of the information contained herein, and makes no representations about its suitability for any particular purpose. Users should make their own judgements about those matters and/or seek independent advice. You assume all risks associated with use of the data provided on this page.

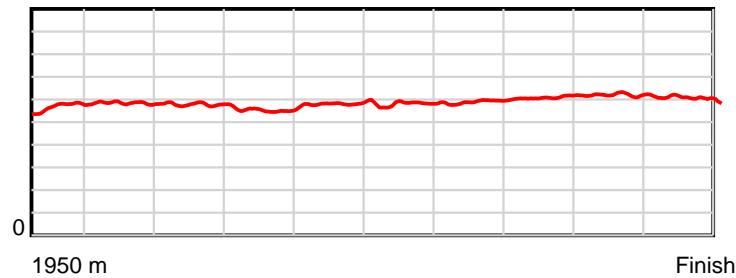
Race Results

August 04, 2017, Race 8, A ROCKNROLL DANCE - FIRST NZ CROP RACE THIS SEASON MOB PACE,

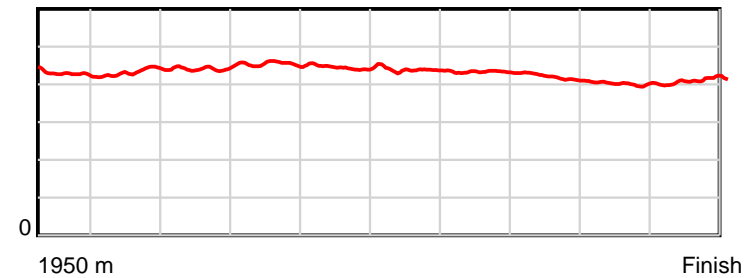
Distance 1950m, Addington Survey 1950m

1st	8	The Dorchester (7)	1800m	1600m	1400m	1200m	1000m	800m	600m	400m	200m	WP	Total or Average	Margin
		Position in running (margin)	-	8(4.7)	9(9.8)	10(11.5)	9(9.9)	4(3.6)	3(1.4)	2(0.2)	2(0.0)	1(0.0)		0.00
		Sectional time (s)	11.37	15.40	15.60	16.42	15.89	15.57	14.72	14.01	13.20	13.55		
		Cumulative time (s)	145.73	134.36	118.96	103.36	86.94	71.05	55.48	40.76	26.75	13.55	2:25.72	
		Speed (m/s)	13.20	12.99	12.82	12.18	12.59	12.85	13.59	14.28	15.15	14.76	13.38	
		Stride length (m)	5.69	5.61	5.66	5.53	5.61	5.63	5.87	5.96	6.07	6.06	5.77	
		Stride duration (s)	0.428	0.432	0.442	0.454	0.446	0.438	0.432	0.418	0.401	0.411	0.431	
		Stride efficiency (%)	50.53	49.23	50.13	47.77	49.16	49.52	53.87	55.57	57.66	57.46	51.95	
		Stride count	26.38	35.63	35.31	36.17	35.66	35.53	34.06	33.54	32.93	32.98	338.19	

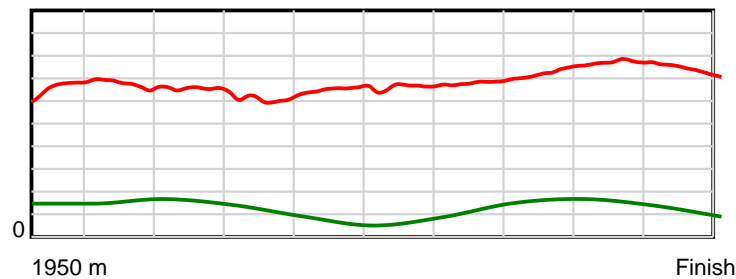
10 m Stride length



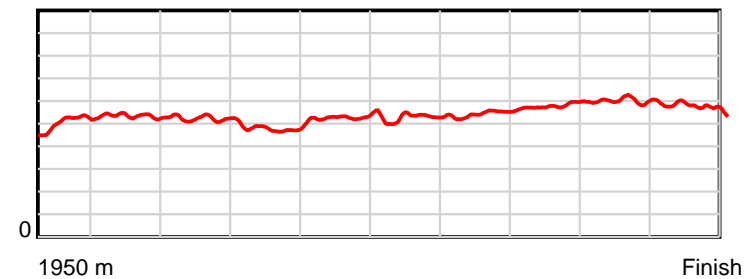
0.6 s Stride duration



20 m/sec Speed



100 % Stride efficiency



Note: Horizontal distance axis grid lines are 200m furlongs.

Disclaimer.

HRNZ and NZMTC and Thoroughbred Ratings Pty Ltd accepts no responsibility for the completeness or accuracy of any of the information contained herein, and makes no representations about its suitability for any particular purpose. Users should make their own judgements about those matters and/or seek independent advice. You assume all risks associated with use of the data provided on this page.

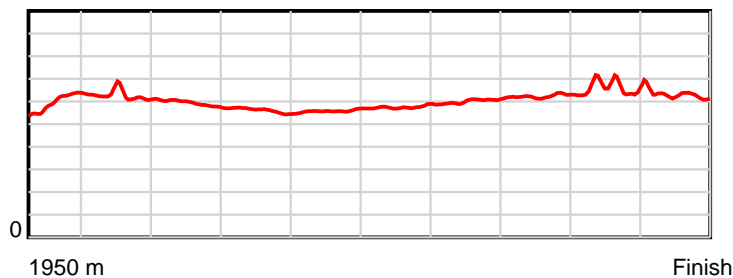
Race Results

August 04, 2017, Race 8, A ROCKNROLL DANCE - FIRST NZ CROP RACE THIS SEASON MOB PACE,

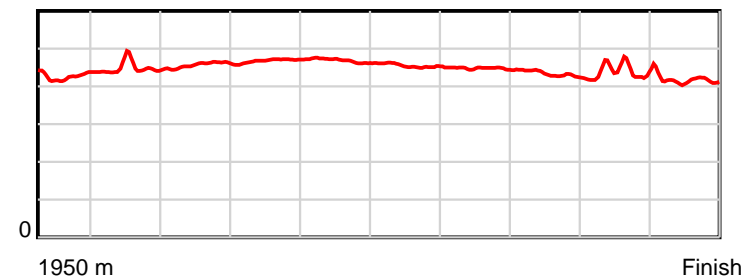
Distance 1950m, Addington Survey 1950m

2nd	10	Benhope Ruiz (8)	1800m	1600m	1400m	1200m	1000m	800m	600m	400m	200m	WP	Total or Average	Margin
		Position in running (margin)	-	5(1.8)	3(0.9)	2(2.3)	2(2.3)	2(2.1)	2(1.4)	3(1.2)	3(0.8)	3(2.2)		0.10
		Sectional time (s)	10.89	14.41	15.55	16.67	16.91	15.81	14.88	13.98	13.44	13.22		
		Cumulative time (s)	145.76	134.87	120.46	104.91	88.24	71.33	55.52	40.64	26.66	13.22	2:25.75	
		Speed (m/s)	13.78	13.88	12.86	12.00	11.83	12.65	13.44	14.31	14.88	15.13	13.38	
		Stride length (m)	6.03	6.19	5.88	5.62	5.54	5.75	6.02	6.19	6.47	6.26	5.98	
		Stride duration (s)	0.425	0.446	0.457	0.468	0.468	0.454	0.448	0.433	0.435	0.414	0.447	
		Stride efficiency (%)	56.81	59.93	53.97	49.28	47.96	51.64	56.57	59.96	65.39	61.18	55.87	
		Stride count	24.88	32.30	34.03	35.61	36.10	34.79	33.24	32.29	30.92	31.96	326.12	

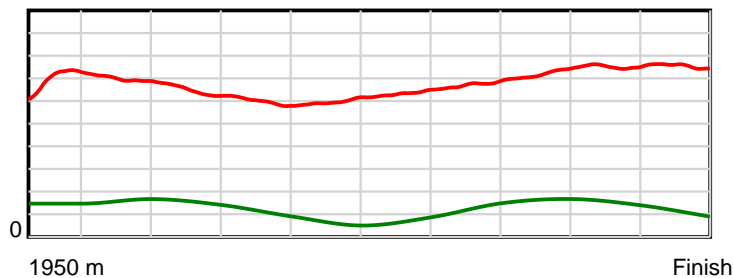
10 m Stride length



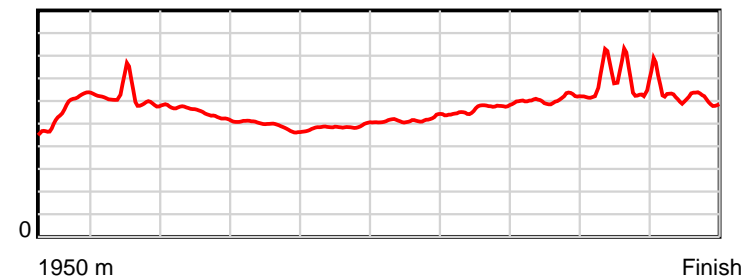
0.6 s Stride duration



20 m/sec Speed



100 % Stride efficiency



Note: Horizontal distance axis grid lines are 200m furlongs.

Disclaimer.

HRNZ and NZMTC and Thoroughbred Ratings Pty Ltd accepts no responsibility for the completeness or accuracy of any of the information contained herein, and makes no representations about its suitability for any particular purpose. Users should make their own judgements about those matters and/or seek independent advice. You assume all risks associated with use of the data provided on this page.

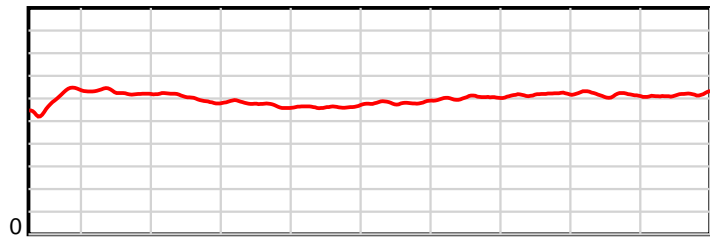
Race Results

August 04, 2017, Race 8, A ROCKNROLL DANCE - FIRST NZ CROP RACE THIS SEASON MOB PACE,

Distance 1950m, Addington Survey 1950m

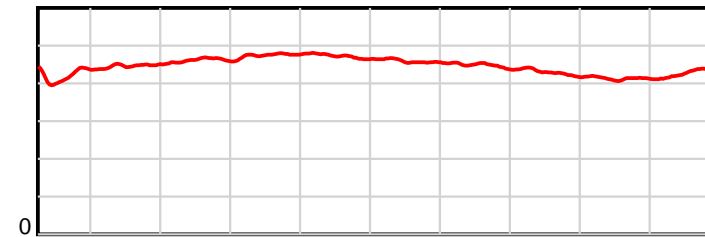
3rd	1	Spondulicks (1)	1800m	1600m	1400m	1200m	1000m	800m	600m	400m	200m	WP	Total or Average	Margin
		Position in running (margin)	-	1(0.0)	2(0.6)	1(0.0)	1(0.0)	1(0.0)	1(0.0)	1(0.0)	1(0.0)	2(1.1)		3.40
		Sectional time (s)	10.42	14.65	15.22	16.68	16.94	15.93	14.92	14.04	13.38	14.17		
		Cumulative time (s)	146.35	135.93	121.28	106.06	89.38	72.44	56.51	41.59	27.55	14.17	2:26.34	
		Speed (m/s)	14.40	13.65	13.14	11.99	11.81	12.55	13.40	14.25	14.95	14.11	13.32	
		Stride length (m)	5.96	6.10	6.06	5.70	5.57	5.76	6.00	6.10	6.17	6.12	5.95	
		Stride duration (s)	0.419	0.446	0.461	0.475	0.472	0.459	0.448	0.428	0.413	0.434	0.446	
		Stride efficiency (%)	55.53	58.06	57.46	50.70	48.52	51.86	56.24	58.14	59.56	58.48	55.27	
		Stride count	25.16	32.81	32.98	35.11	35.89	34.72	33.34	32.79	32.39	32.69	327.88	

10 m Stride length



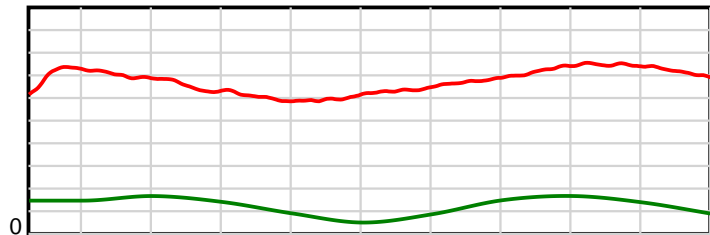
1950 m Finish

0.6 s Stride duration



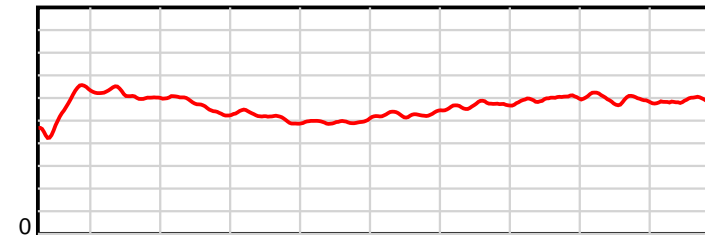
1950 m Finish

20 m/sec Speed



1950 m Finish

100 % Stride efficiency



1950 m Finish

Note: Horizontal distance axis grid lines are 200m furlongs.

Disclaimer.

HRNZ and NZMTC and Thoroughbred Ratings Pty Ltd accepts no responsibility for the completeness or accuracy of any of the information contained herein, and makes no representations about its suitability for any particular purpose. Users should make their own judgements about those matters and/or seek independent advice. You assume all risks associated with use of the data provided on this page.

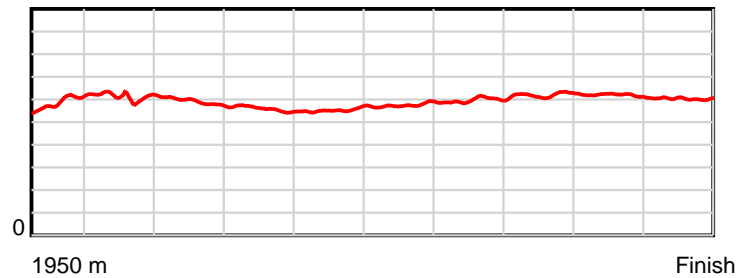
Race Results

August 04, 2017, Race 8, A ROCKNROLL DANCE - FIRST NZ CROP RACE THIS SEASON MOB PACE,

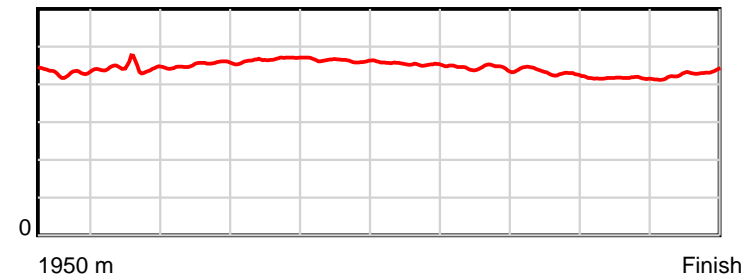
Distance 1950m, Addington Survey 1950m

4th	11	Crafty Cullen (9)	1800m	1600m	1400m	1200m	1000m	800m	600m	400m	200m	WP	Total or Average	Margin
		Position in running (margin)	-	7(3.7)	5(3.7)	4(4.0)	4(4.2)	5(3.6)	5(3.3)	5(3.1)	5(2.7)	4(4.6)		7.70
		Sectional time (s)	11.25	14.56	15.36	16.71	16.85	15.88	14.88	13.98	13.53	14.12		
		Cumulative time (s)	147.12	135.87	121.31	105.95	89.24	72.39	56.51	41.63	27.65	14.12	2:27.12	
		Speed (m/s)	13.34	13.74	13.02	11.97	11.87	12.59	13.44	14.31	14.78	14.16	13.25	
		Stride length (m)	5.95	6.07	5.89	5.58	5.50	5.72	5.97	6.19	6.15	6.06	5.90	
		Stride duration (s)	0.431	0.442	0.453	0.466	0.463	0.454	0.444	0.433	0.416	0.428	0.445	
		Stride efficiency (%)	55.28	57.50	54.26	48.65	47.29	51.10	55.63	59.84	59.15	57.44	54.35	
		Stride count	25.22	32.97	33.94	35.85	36.36	34.97	33.52	32.32	32.51	32.99	330.65	

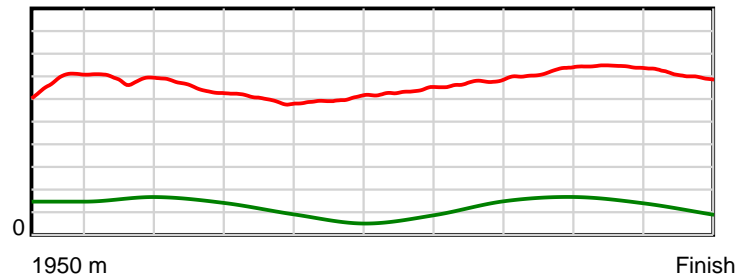
10 m Stride length



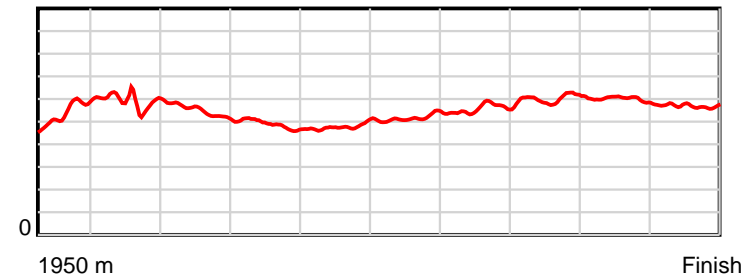
0.6 s Stride duration



20 m/sec Speed



100 % Stride efficiency



Note: Horizontal distance axis grid lines are 200m furlongs.

Disclaimer.

HRNZ and NZMTC and Thoroughbred Ratings Pty Ltd accepts no responsibility for the completeness or accuracy of any of the information contained herein, and makes no representations about its suitability for any particular purpose. Users should make their own judgements about those matters and/or seek independent advice. You assume all risks associated with use of the data provided on this page.

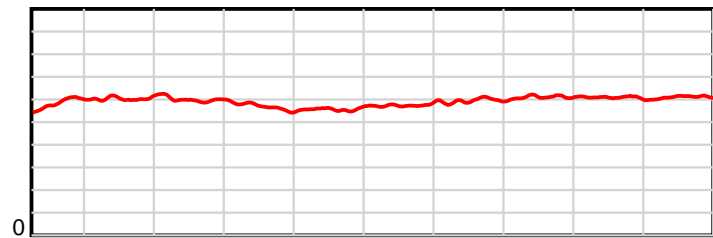
Race Results

August 04, 2017, Race 8, A ROCKNROLL DANCE - FIRST NZ CROP RACE THIS SEASON MOB PACE,

Distance 1950m, Addington Survey 1050m

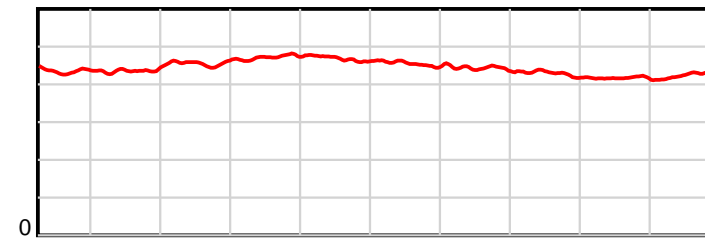
5th	12	I've Got A Lon... (10)	1800m	1600m	1400m	1200m	1000m	800m	600m	400m	200m	WP	Total or Average	Margin
		Position in running (margin)	-	10(5.0)	7(6.5)	6(6.6)	6(6.3)	6(4.9)	6(4.9)	7(5.6)	7(8.5)			9.80
		Sectional time (s)	11.45	14.81	15.32	16.63	16.71	15.94	14.88	14.19	13.69	13.88		
		Cumulative time (s)	147.50	136.05	121.24	105.92	89.29	72.58	56.64	41.76	27.57	13.88	2:27.50	
		Speed (m/s)	13.10	13.50	13.05	12.03	11.97	12.55	13.44	14.09	14.61	14.41	13.22	
		Stride length (m)	5.89	5.90	5.97	5.67	5.60	5.71	5.94	6.03	6.08	6.15	5.89	
		Stride duration (s)	0.434	0.436	0.457	0.472	0.468	0.455	0.442	0.428	0.416	0.427	0.445	
		Stride efficiency (%)	54.25	54.33	55.62	50.32	49.07	50.95	55.23	56.88	57.80	59.03	54.21	
		Stride count	25.46	33.92	33.52	35.25	35.69	35.03	33.64	33.15	32.89	32.54	331.09	

10 m Stride length



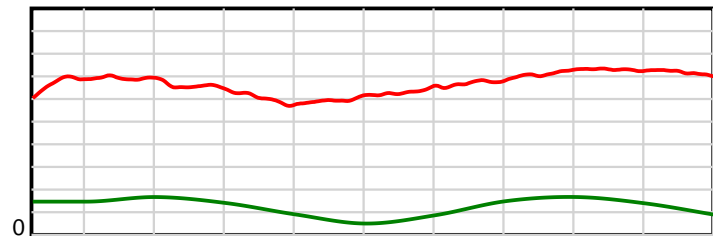
1950 m Finish

0.6 s Stride duration



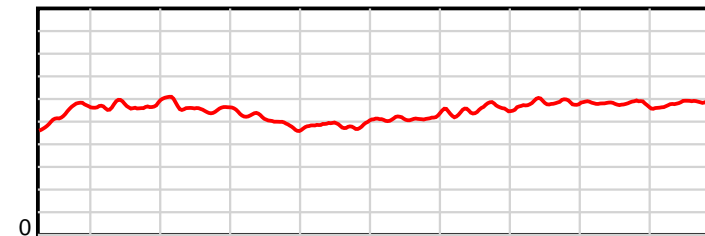
1950 m Finish

20 m/sec Speed



1950 m Finish

100 % Stride efficiency



1950 m Finish

Note: Horizontal distance axis grid lines are 200m furlongs.

Disclaimer.

HRNZ and NZMTC and Thoroughbred Ratings Pty Ltd accepts no responsibility for the completeness or accuracy of any of the information contained herein, and makes no representations about its suitability for any particular purpose. Users should make their own judgements about those matters and/or seek independent advice. You assume all risks associated with use of the data provided on this page.

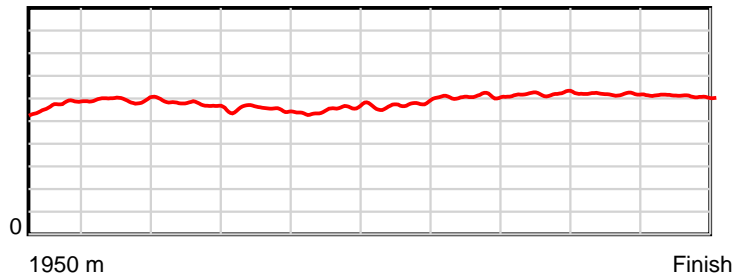
Race Results

August 04, 2017, Race 8, A ROCKNROLL DANCE - FIRST NZ CROP RACE THIS SEASON MOB PACE,

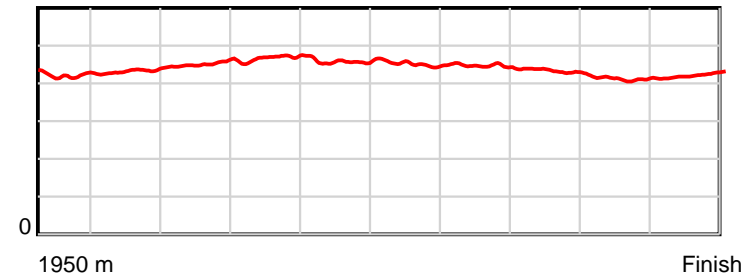
Distance 1950m, Addington Survey 1950m

6th	3	Coral Beach (3)	1800m	1600m	1400m	1200m	1000m	800m	600m	400m	200m	WP	Total or Average	Margin
		Position in running (margin)	-	6(3.1)	6(3.8)	7(6.8)	7(7.5)	8(6.8)	8(7.3)	8(6.2)	8(7.1)	8(8.9)		10.30
		Sectional time (s)	11.23	14.67	15.81	16.80	16.82	16.01	14.75	14.18	13.52	13.79		
		Cumulative time (s)	147.58	136.35	121.68	105.87	89.07	72.25	56.24	41.49	27.31	13.79	2:27.58	
		Speed (m/s)	13.36	13.63	12.65	11.90	11.89	12.49	13.56	14.10	14.79	14.50	13.21	
		Stride length (m)	5.69	5.89	5.71	5.55	5.45	5.64	6.05	6.10	6.09	6.13	5.82	
		Stride duration (s)	0.421	0.432	0.452	0.466	0.458	0.452	0.446	0.433	0.411	0.423	0.441	
		Stride efficiency (%)	50.57	54.18	51.03	48.16	46.37	49.73	57.20	58.20	57.87	58.73	53.00	
		Stride count	26.37	33.97	35.00	36.03	36.71	35.45	33.06	32.77	32.86	32.62	334.84	

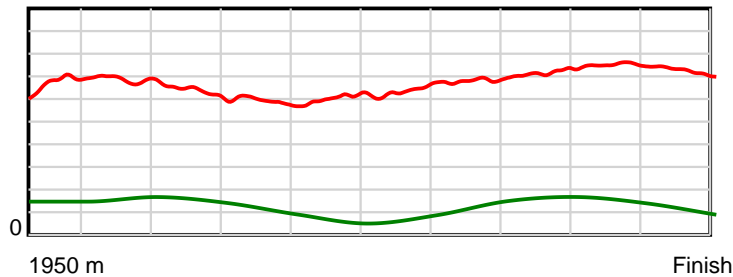
10 m Stride length



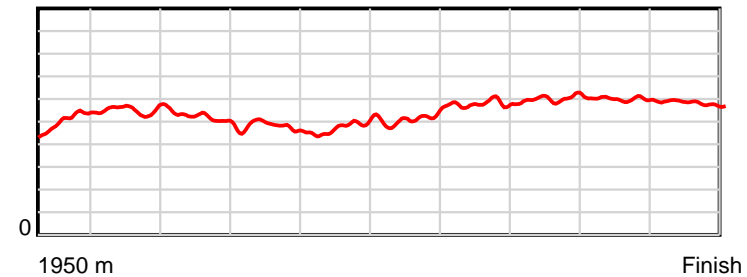
0.6 s Stride duration



20 m/sec Speed



100 % Stride efficiency



Note: Horizontal distance axis grid lines are 200m furlongs.

Disclaimer.

HRNZ and NZMTC and Thoroughbred Ratings Pty Ltd accepts no responsibility for the completeness or accuracy of any of the information contained herein, and makes no representations about its suitability for any particular purpose. Users should make their own judgements about those matters and/or seek independent advice. You assume all risks associated with use of the data provided on this page.



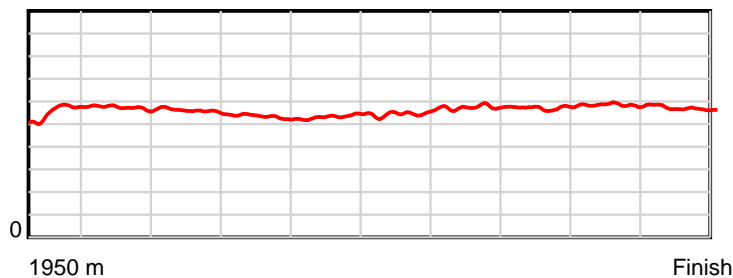
Race Results

August 04, 2017, Race 8, A ROCKNROLL DANCE - FIRST NZ CROP RACE THIS SEASON MOB PACE,

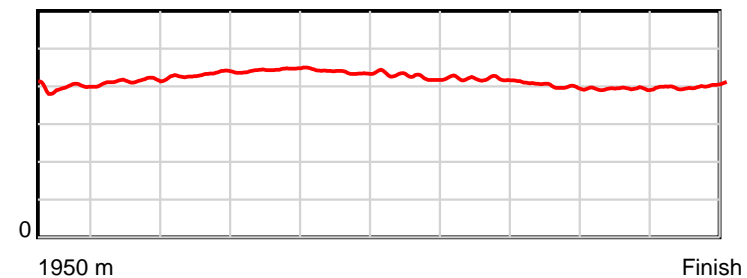
Distance 1950m, Addington - Survey 1950m

7th	2	Princess Fulha... (2)	1800m	1600m	1400m	1200m	1000m	800m	600m	400m	200m	WP	Total or Average	Margin
		Position in running (margin)	-	3(0.7)	4(1.8)	5(4.7)	5(5.4)	7(5.6)	7(5.4)	6(4.1)	6(4.8)	6(8.0)		10.80
		Sectional time (s)	10.71	14.73	15.80	16.80	16.97	15.90	14.71	14.17	13.73	14.16		
		Cumulative time (s)	147.68	136.97	122.24	106.44	89.64	72.67	56.77	42.06	27.89	14.16	2:27.68	
		Speed (m/s)	14.01	13.58	12.66	11.90	11.79	12.58	13.60	14.11	14.57	14.12	13.20	
		Stride length (m)	5.54	5.62	5.47	5.28	5.17	5.37	5.71	5.66	5.74	5.65	5.51	
		Stride duration (s)	0.396	0.414	0.432	0.444	0.439	0.426	0.420	0.401	0.394	0.400	0.418	
		Stride efficiency (%)	47.91	49.38	46.71	43.63	41.74	44.98	50.95	50.13	51.42	49.94	47.50	
		Stride count	27.09	35.58	36.58	37.85	38.70	37.28	35.03	35.31	34.87	35.38	353.67	

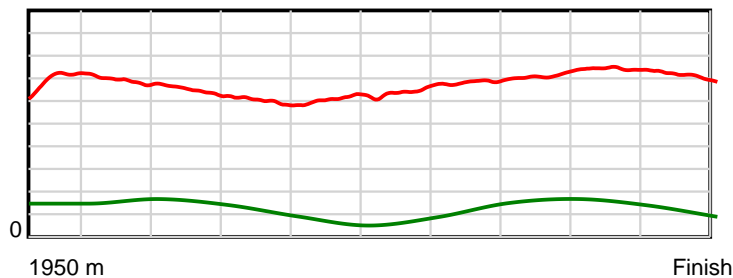
10 m Stride length



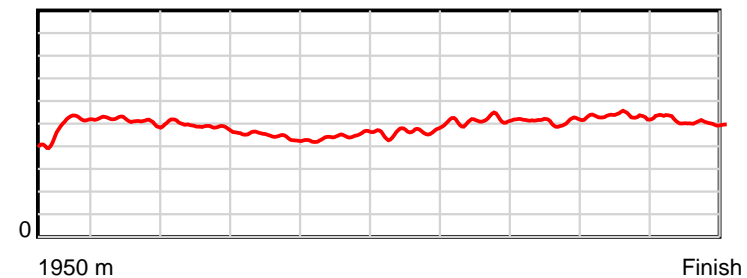
0.6 s Stride duration



20 m/sec Speed



100 % Stride efficiency



Note: Horizontal distance axis grid lines are 200m furlongs.

Disclaimer.

HRNZ and NZMTC and Thoroughbred Ratings Pty Ltd accepts no responsibility for the completeness or accuracy of any of the information contained herein, and makes no representations about its suitability for any particular purpose. Users should make their own judgements about those matters and/or seek independent advice. You assume all risks associated with use of the data provided on this page.

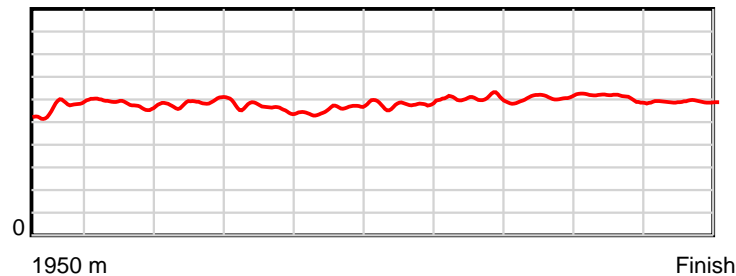
Race Results

August 04, 2017, Race 8, A ROCKNROLL DANCE - FIRST NZ CROP RACE THIS SEASON MOB PACE,

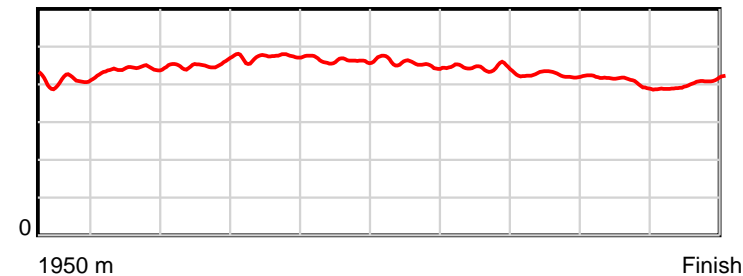
Distance 1950m, Addington Survey 1050m

8th	5	Cullenmore (4)	1800m	1600m	1400m	1200m	1000m	800m	600m	400m	200m	WP	Total or Average	Margin
		Position in running (margin)	-	4(1.3)	8(7.2)	8(9.3)	10(10.0)	10(9.4)	11(9.8)	10(8.1)	10(8.9)	10(10.6)		11.00
		Sectional time (s)	10.89	15.54	15.65	16.80	16.83	16.01	14.64	14.17	13.49	13.70		
		Cumulative time (s)	147.72	136.83	121.29	105.64	88.84	72.01	56.00	41.36	27.19	13.70	2:27.72	
		Speed (m/s)	13.78	12.87	12.78	11.90	11.88	12.49	13.66	14.11	14.83	14.60	13.20	
		Stride length (m)	5.67	5.66	5.80	5.62	5.51	5.67	6.05	6.00	6.01	5.91	5.79	
		Stride duration (s)	0.408	0.440	0.454	0.472	0.464	0.454	0.443	0.425	0.406	0.405	0.439	
		Stride efficiency (%)	50.30	50.13	52.58	49.42	47.45	50.28	57.23	56.32	56.52	54.51	52.38	
		Stride count	26.44	35.31	34.48	35.56	36.29	35.26	33.05	33.31	33.26	33.86	336.82	

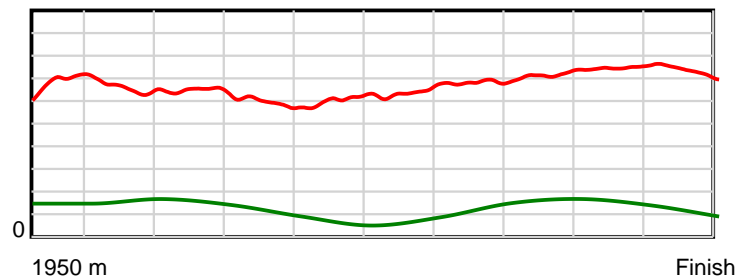
10 m Stride length



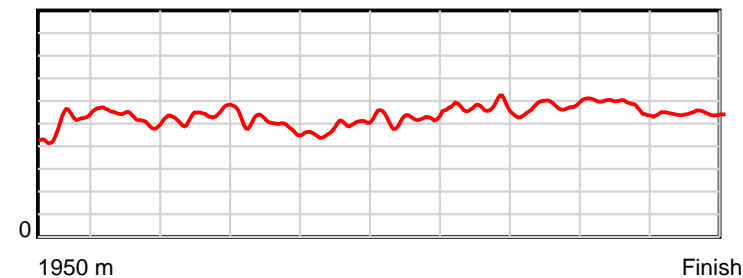
0.6 s Stride duration



20 m/sec Speed



100 % Stride efficiency



Note: Horizontal distance axis grid lines are 200m furlongs.

Disclaimer.

HRNZ and NZMTC and Thoroughbred Ratings Pty Ltd accepts no responsibility for the completeness or accuracy of any of the information contained herein, and makes no representations about its suitability for any particular purpose. Users should make their own judgements about those matters and/or seek independent advice. You assume all risks associated with use of the data provided on this page.

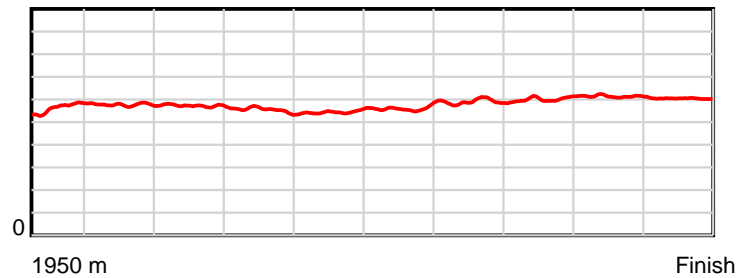
Race Results

August 04, 2017, Race 8, A ROCKNROLL DANCE - FIRST NZ CROP RACE THIS SEASON MOB PACE,

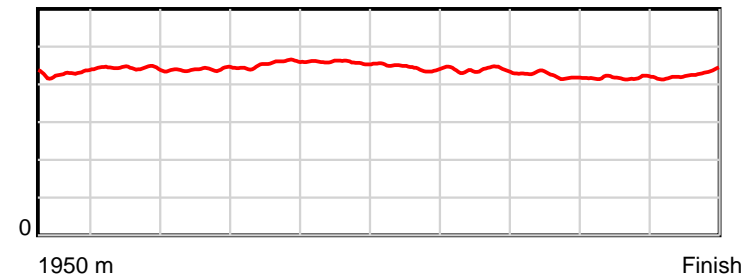
Distance 1950m, Addington, Survey 1050m

9th	6	Classie Regal (5)	1800m	1600m	1400m	1200m	1000m	800m	600m	400m	200m	WP	Total or Average	Margin
		Position in running (margin)	-	9(4.7)	10(10.5)	9(10.5)	8(9.5)	9(8.8)	9(7.9)	9(7.3)	9(7.7)	9(10.3)		12.40
		Sectional time (s)	11.36	15.52	15.32	16.51	16.82	15.78	14.81	14.11	13.65	14.08		
		Cumulative time (s)	147.96	136.60	121.08	105.76	89.25	72.43	56.65	41.84	27.73	14.08	2:27.96	
		Speed (m/s)	13.21	12.89	13.05	12.11	11.89	12.67	13.50	14.17	14.65	14.20	13.18	
		Stride length (m)	5.66	5.72	5.75	5.50	5.45	5.64	5.92	6.01	6.12	6.06	5.78	
		Stride duration (s)	0.428	0.444	0.440	0.454	0.459	0.445	0.438	0.424	0.417	0.427	0.438	
		Stride efficiency (%)	50.06	51.09	51.59	47.27	46.44	49.72	54.68	56.40	58.46	57.43	52.14	
		Stride count	26.50	34.98	34.81	36.36	36.69	35.46	33.81	33.29	32.70	32.99	337.59	

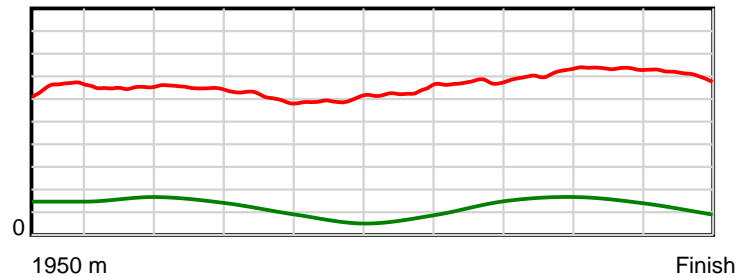
10 m Stride length



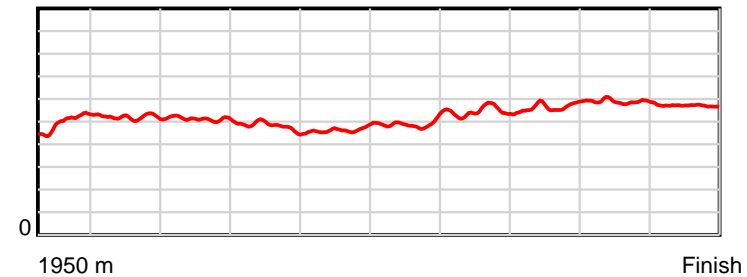
0.6 s Stride duration



20 m/sec Speed



100 % Stride efficiency



Note: Horizontal distance axis grid lines are 200m furlongs.

Disclaimer.

HRNZ and NZMTC and Thoroughbred Ratings Pty Ltd accepts no responsibility for the completeness or accuracy of any of the information contained herein, and makes no representations about its suitability for any particular purpose. Users should make their own judgements about those matters and/or seek independent advice. You assume all risks associated with use of the data provided on this page.



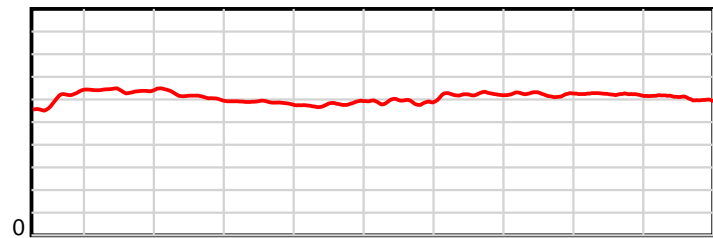
Race Results

August 04, 2017, Race 8, A ROCKNROLL DANCE - FIRST NZ CROP RACE THIS SEASON MOB PACE,

Distance 1950m, Addington Survey 1950m

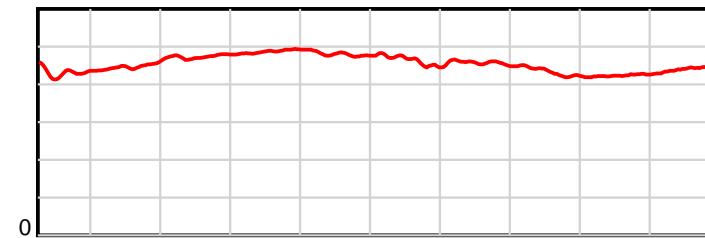
10th	7	Tintin Natural... (6)	1800m to 1800m	1600m to 1600m	1400m to 1400m	1200m to 1200m	1000m to 1000m	800m to 800m	600m to 600m	400m to 400m	200m to 200m	WP	Total or Average	Margin
		Position in running (margin)	-	2(0.7)	1(0.0)	3(2.9)	3(3.2)	3(3.5)	4(3.0)	4(1.7)	4(1.9)	5(6.4)		12.90
		Sectional time (s)	10.60	14.43	15.80	16.73	16.99	15.84	14.70	14.08	13.94	14.94		
		Cumulative time (s)	148.05	137.45	123.02	107.22	90.49	73.50	57.66	42.96	28.88	14.94	2:28.05	
		Speed (m/s)	14.15	13.86	12.66	11.95	11.77	12.63	13.61	14.20	14.35	13.39	13.17	
		Stride length (m)	6.04	6.21	6.00	5.83	5.65	5.84	6.21	6.12	6.09	5.98	5.99	
		Stride duration (s)	0.429	0.448	0.474	0.488	0.480	0.462	0.456	0.431	0.424	0.447	0.455	
		Stride efficiency (%)	57.00	60.28	56.25	53.10	49.83	53.24	60.18	58.55	57.87	55.87	56.05	
		Stride count	24.84	32.20	33.34	34.31	35.42	34.26	32.23	32.67	32.87	33.45	325.59	

10 m Stride length



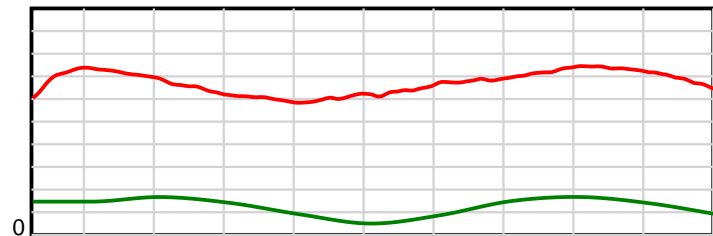
1950 m Finish

0.6 s Stride duration



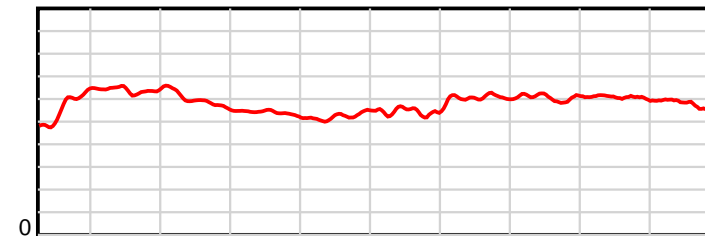
1950 m Finish

20 m/sec Speed



1950 m Finish

100 % Stride efficiency



1950 m Finish

Note: Horizontal distance axis grid lines are 200m furlongs.

Disclaimer.

HRNZ and NZMTC and Thoroughbred Ratings Pty Ltd accepts no responsibility for the completeness or accuracy of any of the information contained herein, and makes no representations about its suitability for any particular purpose. Users should make their own judgements about those matters and/or seek independent advice. You assume all risks associated with use of the data provided on this page.

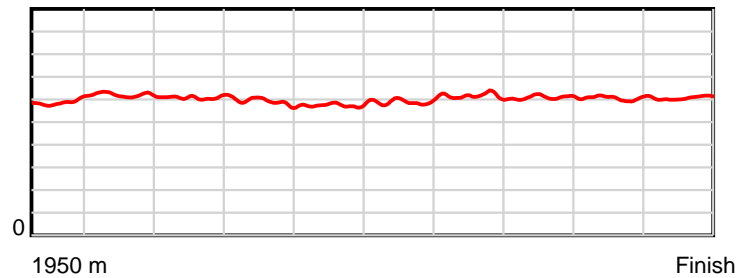
Race Results

August 04, 2017, Race 8, A ROCKNROLL DANCE - FIRST NZ CROP RACE THIS SEASON MOB PACE,

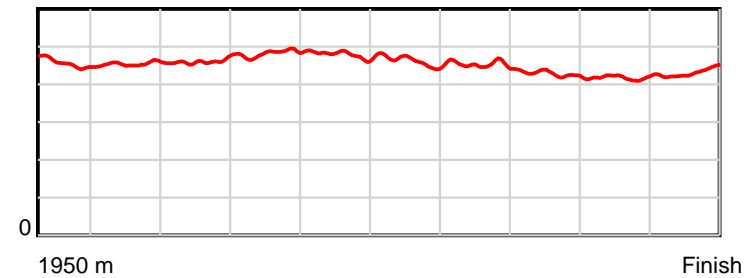
Distance 1950m, Addington Survey 1050m

11th	14	Rock Stock N B... (0)	1800m	1600m	1400m	1200m	1000m	800m	600m	400m	200m	WP	Total or Average	Margin
		Position in running (margin)	-	11(10.9)	11(13.1)	11(13.1)	11(11.9)	11(11.0)	10(9.7)	11(9.1)	11(10.0)	11(14.5)		17.50
		Sectional time (s)	12.43	14.92	15.32	16.48	16.78	15.71	14.82	14.20	13.94	14.28		
		Cumulative time (s)	148.88	136.45	121.53	106.21	89.73	72.95	57.24	42.42	28.22	14.28	2:28.87	
		Speed (m/s)	12.07	13.40	13.05	12.14	11.92	12.73	13.50	14.08	14.35	14.01	13.10	
		Stride length (m)	5.86	6.09	6.02	5.85	5.71	5.88	6.12	6.02	6.00	6.06	5.96	
		Stride duration (s)	0.454	0.455	0.461	0.482	0.479	0.462	0.453	0.427	0.419	0.433	0.455	
		Stride efficiency (%)	53.58	58.02	56.65	53.46	50.89	53.96	58.47	56.58	56.34	57.38	55.51	
		Stride count	25.62	32.82	33.22	34.19	35.05	34.03	32.70	33.24	33.31	33.01	327.19	

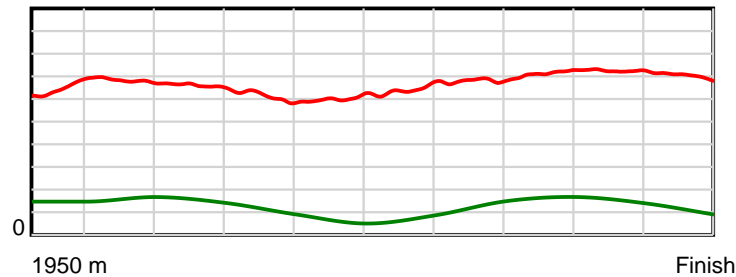
10 m Stride length



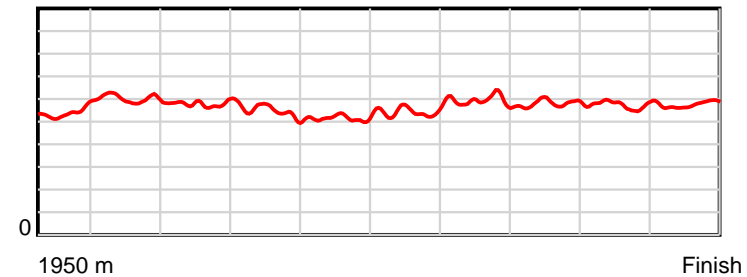
0.6 s Stride duration



20 m/sec Speed



100 % Stride efficiency



Note: Horizontal distance axis grid lines are 200m furlongs.

Disclaimer.

HRNZ and NZMTC and Thoroughbred Ratings Pty Ltd accepts no responsibility for the completeness or accuracy of any of the information contained herein, and makes no representations about its suitability for any particular purpose. Users should make their own judgements about those matters and/or seek independent advice. You assume all risks associated with use of the data provided on this page.