



## Race Results

NZ Metropolitan Trotting Club Inc, HRNZ, August 04, 2017

Compilation date: August 4, 2017, 10:05:08 PM (NZST)

Copyright © 2017 HRNZ and NZMTC. All rights reserved.

### Trademarks.

StrideMASTER is a registered trademark of Thoroughbred Ratings Pty Ltd.

### Disclaimer.

HRNZ and NZMTC and Thoroughbred Ratings Pty Ltd accepts no responsibility for the completeness or accuracy of any of the information contained herein, and makes no representations about its suitability for any particular purpose. Users should make their own judgements about those matters and/or seek independent advice. You assume all risks associated with use of the data provided on this page.



# Race Results



August 04, 2017, Race 9, MAJESTIC SON - A RECORD SETTING SIRE HANDICAP TROT, Distance 2600m,

Rank	Start No	Section	2600 to 2400m	2400m to 2200m
1st	14	Alvira Hest (4)	2400m	2200m
		Position in running (margin)	-	12(10.6)
		Sectional time (s)	19.99	16.54
		Cumulative time (s)	206.26	186.27
		Speed (m/s)	10.00	12.09
		Stride length (m)	5.16	5.44
		Stride duration (s)	0.454	0.450
		Stride efficiency (%)	41.54	46.32
		Stride count	38.79	36.74

## Disclaimer.

HRNZ and NZMTC and Thoroughbred Ratings Pty Ltd accepts no responsibility for the completeness or accuracy of any of the information contained herein, and makes no representations about its suitability for any particular purpose. Users should make their own judgements about those matters and/or seek independent advice. You assume all risks associated with use of the data provided on this page.



# Race Results

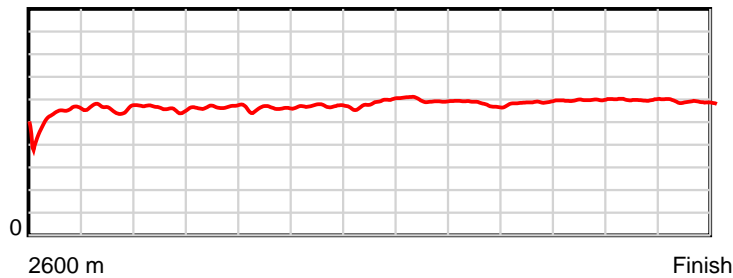


August 04, 2017, Race 9, MAJESTIC SON - A RECORD SETTING SIRE HANDICAP TROT, Distance 2600m,

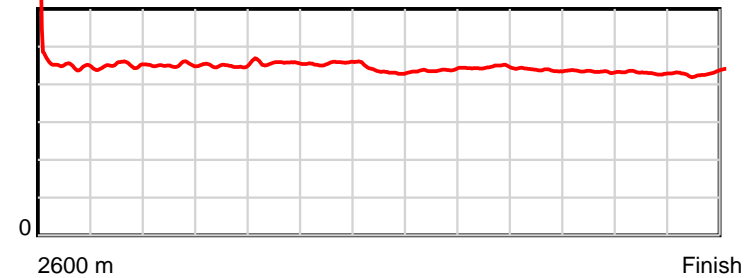
Addington - Survey 3200m

1st	14	Alvira Hest (4)	2000m to	2000m to	1800m to	1600m to	1400m to	1200m to	1000m to	800m to	600m to	400m to	200m to	Total or	Margin
		Position in running (margin)	2000m	1800m	1600m	1400m	1200m	1000m	800m	600m	400m	200m	WP	Average	
		Sectional time (s)	16.32	15.94	16.58	16.50	14.88	15.27	15.50	14.90	14.65	14.62	14.57		
		Cumulative time (s)	169.73	153.41	137.47	120.89	104.39	89.51	74.24	58.74	43.84	29.19	14.57	3:26.25	
		Speed (m/s)	12.25	12.55	12.06	12.12	13.44	13.10	12.90	13.42	13.65	13.68	13.73	12.61	
		Stride length (m)	5.53	5.65	5.52	5.54	5.86	5.74	5.75	5.88	5.92	5.89	5.90	5.66	
		Stride duration (s)	0.451	0.450	0.457	0.457	0.436	0.438	0.445	0.438	0.434	0.430	0.430	0.449	
		Stride efficiency (%)	47.73	49.82	47.57	47.89	53.60	51.44	51.64	54.03	54.75	54.14	54.43	50.14	
		Stride count	36.19	35.42	36.25	36.13	34.15	34.86	34.79	34.01	33.79	33.98	33.89	458.99	

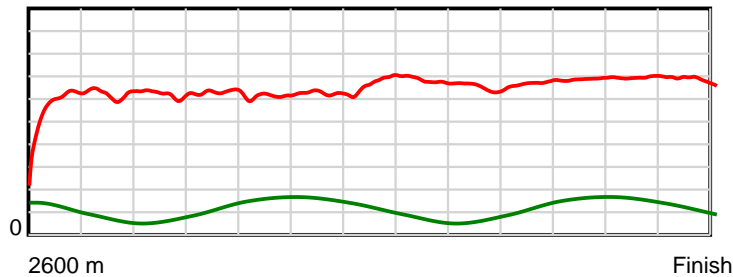
10 m Stride length



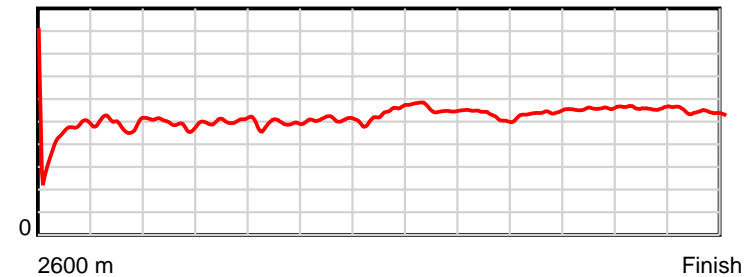
0.6 s Stride duration



20 m/sec Speed



100 % Stride efficiency



Note: Horizontal distance axis grid lines are 200m furlongs.

**Disclaimer.**

HRNZ and NZMTC and Thoroughbred Ratings Pty Ltd accepts no responsibility for the completeness or accuracy of any of the information contained herein, and makes no representations about its suitability for any particular purpose. Users should make their own judgements about those matters and/or seek independent advice. You assume all risks associated with use of the data provided on this page.



# Race Results



August 04, 2017, Race 9, MAJESTIC SON - A RECORD SETTING SIRE HANDICAP TROT, Distance 2600m,

Addington - Survey 3200m		2600 to 2400m	2400m to 2200m
2nd	2	BK Dawn (6)	
		Position in running (margin)	- 1(0.0)
		Sectional time (s)	18.20 16.63
		Cumulative time (s)	206.42 188.22
		Speed (m/s)	10.99 12.03
		Stride length (m)	5.37 5.81
		Stride duration (s)	0.487 0.483
		Stride efficiency (%)	45.11 52.74
		Stride count	37.22 34.43

## Disclaimer.

HRNZ and NZMTC and Thoroughbred Ratings Pty Ltd accepts no responsibility for the completeness or accuracy of any of the information contained herein, and makes no representations about its suitability for any particular purpose. Users should make their own judgements about those matters and/or seek independent advice. You assume all risks associated with use of the data provided on this page.

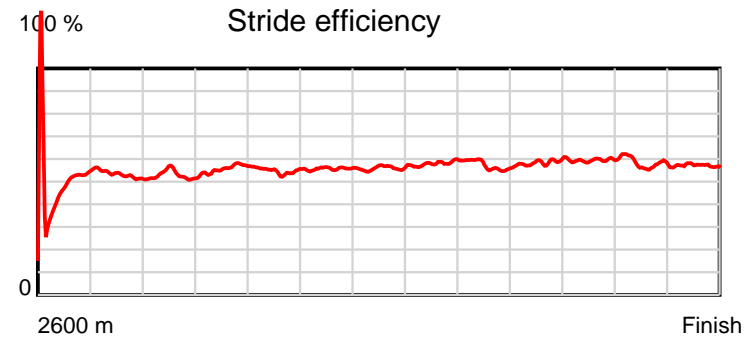
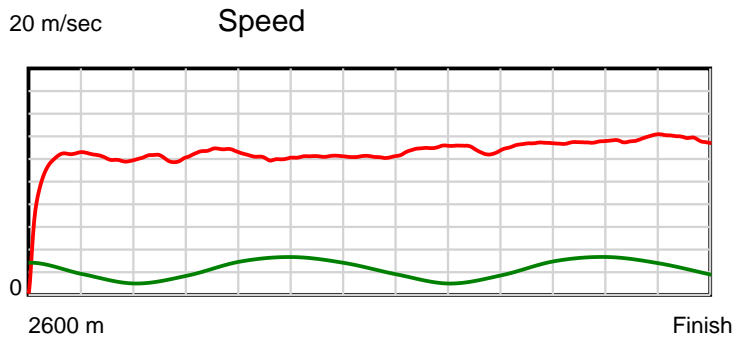
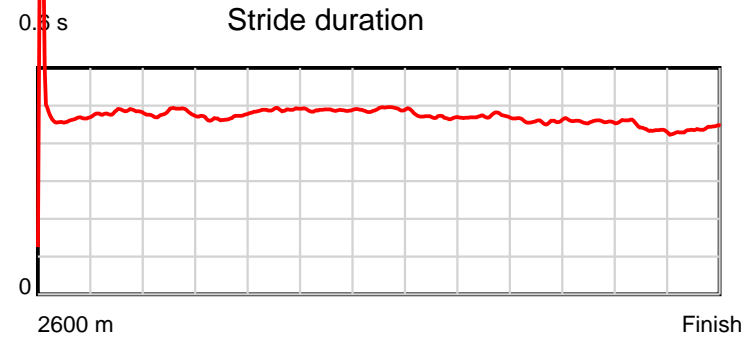
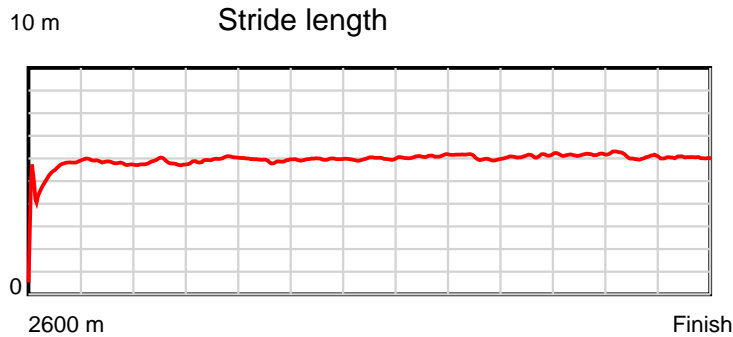


# Race Results

August 04, 2017, Race 9, MAJESTIC SON - A RECORD SETTING SIRE HANDICAP TROT, Distance 2600m,

Addington - Survey 3200m

2nd	2	BK Dawn (6)	2000m to	2000m to	1800m to	1600m to	1400m to	1200m to	1000m to	800m to	600m to	400m to	200m to	Total or	Margin
			2000m	1800m	1600m	1400m	1200m	1000m	800m	600m	400m	200m	WP	Average	
		Position in running (margin)	2(2.1)	2(2.4)	2(2.3)	2(2.9)	2(2.6)	2(2.4)	2(2.5)	2(2.1)	2(2.1)	3(2.4)	4(2.0)		0.90
		Sectional time (s)	16.34	15.70	16.47	16.52	16.36	15.66	15.44	15.06	14.89	14.73	14.42		
		Cumulative time (s)	171.59	155.25	139.55	123.08	106.56	90.20	74.54	59.10	44.04	29.15	14.42	3:26.41	
		Speed (m/s)	12.24	12.74	12.14	12.11	12.22	12.77	12.95	13.28	13.43	13.58	13.87	12.60	
		Stride length (m)	5.89	5.97	5.93	5.90	5.99	6.01	6.11	6.09	6.14	6.00	6.06	5.94	
		Stride duration (s)	0.481	0.469	0.489	0.488	0.490	0.470	0.472	0.459	0.457	0.442	0.437	0.471	
		Stride efficiency (%)	54.17	55.71	54.99	54.46	56.12	56.40	58.34	58.02	58.87	56.28	57.41	55.11	
		Stride count	33.97	33.50	33.71	33.88	33.37	33.29	32.73	32.82	32.58	33.33	33.00	437.83	



Note: Horizontal distance axis grid lines are 200m furlongs.

#### Disclaimer.

HRNZ and NZMTC and Thoroughbred Ratings Pty Ltd accepts no responsibility for the completeness or accuracy of any of the information contained herein, and makes no representations about its suitability for any particular purpose. Users should make their own judgements about those matters and/or seek independent advice. You assume all risks associated with use of the data provided on this page.



# Race Results



August 04, 2017, Race 9, MAJESTIC SON - A RECORD SETTING SIRE HANDICAP TROT, Distance 2600m,

Addington - Survey 3200m		2600 to 2800m	2400m to 2600m
3rd	7	<b>Rum In The Sun (11)</b>	<b>2200m</b>
		Position in running (margin)	- 7(5.6)
		Sectional time (s)	18.93 16.49
		Cumulative time (s)	206.52 187.59
		Speed (m/s)	10.56 12.13
		Stride length (m)	5.57 5.97
		Stride duration (s)	0.515 0.492
		Stride efficiency (%)	48.56 55.76
		Stride count	35.88 33.48

## Disclaimer.

HRNZ and NZMTC and Thoroughbred Ratings Pty Ltd accepts no responsibility for the completeness or accuracy of any of the information contained herein, and makes no representations about its suitability for any particular purpose. Users should make their own judgements about those matters and/or seek independent advice. You assume all risks associated with use of the data provided on this page.

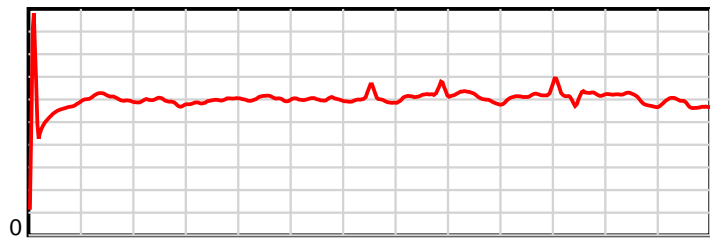
# Race Results

August 04, 2017, Race 9, MAJESTIC SON - A RECORD SETTING SIRE HANDICAP TROT, Distance 2600m,

Addington - Survey 3200m

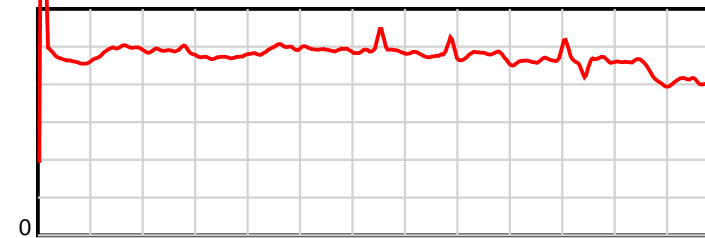
3rd	7	Rum In The Sun (11)	2000m to	2000m to	1800m to	1600m to	1400m to	1200m to	1000m to	800m to	600m to	400m to	200m to	Total or	Margin
			2000m	1800m	1600m	1400m	1200m	1000m	800m	600m	400m	200m	WP	Average	
		Position in running (margin)	7(6.8)	7(7.5)	6(7.6)	6(7.5)	6(6.7)	7(6.8)	6(6.5)	6(6.8)	6(5.9)	8(6.2)	7(5.1)		1.40
		Sectional time (s)	16.40	15.74	16.36	16.44	16.42	15.59	15.55	14.93	14.87	14.61	14.19		
		Cumulative time (s)	171.10	154.70	138.96	122.60	106.16	89.74	74.15	58.60	43.67	28.80	14.19	3:26.52	
		Speed (m/s)	12.20	12.71	12.22	12.17	12.18	12.83	12.86	13.40	13.45	13.69	14.09	12.59	
		Stride length (m)	5.96	6.00	6.04	5.98	6.01	6.15	6.11	6.27	6.14	5.94	5.77	5.99	
		Stride duration (s)	0.489	0.472	0.494	0.491	0.493	0.480	0.475	0.468	0.456	0.434	0.409	0.476	
		Stride efficiency (%)	55.46	56.30	56.97	55.83	56.41	59.18	58.41	61.45	58.82	55.17	52.04	56.05	
		Stride count	33.57	33.32	33.12	33.46	33.29	32.50	32.71	31.89	32.60	33.66	34.66	434.14	

10 m Stride length



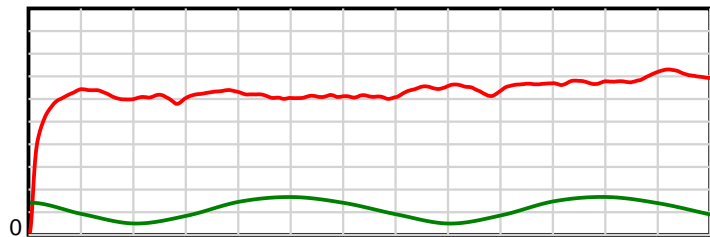
2600 m Finish

0.6 s Stride duration



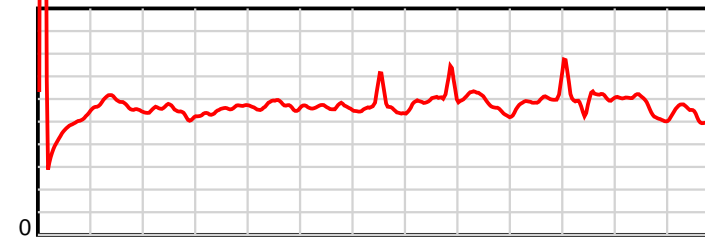
2600 m Finish

20 m/sec Speed



2600 m Finish

100 % Stride efficiency



2600 m Finish

Note: Horizontal distance axis grid lines are 200m furlongs.

**Disclaimer.**

HRNZ and NZMTC and Thoroughbred Ratings Pty Ltd accepts no responsibility for the completeness or accuracy of any of the information contained herein, and makes no representations about its suitability for any particular purpose. Users should make their own judgements about those matters and/or seek independent advice. You assume all risks associated with use of the data provided on this page.



# Race Results



August 04, 2017, Race 9, MAJESTIC SON - A RECORD SETTING SIRE HANDICAP TROT, Distance 2600m,

Addington - Survey 3200m		2600 to 2400m	2400m to 2200m
4th	4	Spurred By Suc... (9)	
		Position in running (margin)	-
		Sectional time (s)	18.42
		Cumulative time (s)	206.53
		Speed (m/s)	10.86
		Stride length (m)	5.30
		Stride duration (s)	0.492
		Stride efficiency (%)	43.84
		Stride count	37.76

**Disclaimer.**

HRNZ and NZMTC and Thoroughbred Ratings Pty Ltd accepts no responsibility for the completeness or accuracy of any of the information contained herein, and makes no representations about its suitability for any particular purpose. Users should make their own judgements about those matters and/or seek independent advice. You assume all risks associated with use of the data provided on this page.



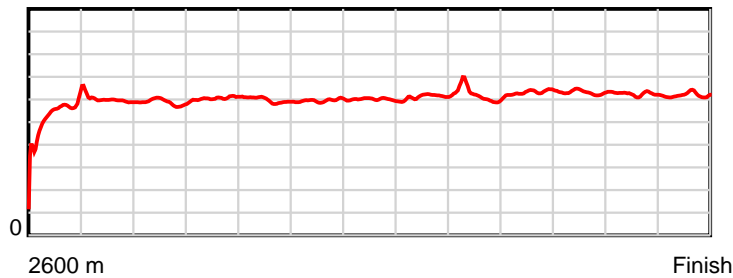
# Race Results

August 04, 2017, Race 9, MAJESTIC SON - A RECORD SETTING SIRE HANDICAP TROT, Distance 2600m,

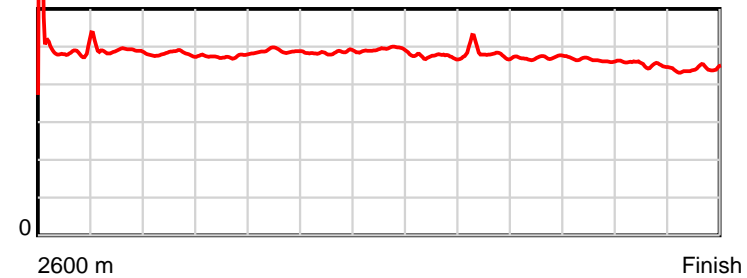
Addington - Survey 3200m

4th	4	Spurred By Suc... (9)	2000m to	2000m to	1800m to	1600m to	1400m to	1200m to	1000m to	800m to	600m to	400m to	200m to	Total or	Margin
			2000m	1800m	1600m	1400m	1200m	1000m	800m	600m	400m	200m	WP	Average	
		Position in running (margin)	5(4.6)	5(5.0)	4(5.0)	4(5.0)	4(5.0)	4(4.9)	4(4.5)	4(4.4)	4(3.8)	4(3.9)	5(4.0)		1.50
		Sectional time (s)	16.36	15.71	16.37	16.58	16.39	15.57	15.48	14.97	14.85	14.81	14.33		
		Cumulative time (s)	171.42	155.06	139.35	122.98	106.40	90.01	74.44	58.96	43.99	29.14	14.33	3:26.53	
		Speed (m/s)	12.22	12.73	12.22	12.06	12.20	12.85	12.92	13.36	13.47	13.50	13.96	12.59	
		Stride length (m)	5.87	6.04	5.97	5.84	6.00	6.07	6.21	6.29	6.26	6.11	6.13	5.98	
		Stride duration (s)	0.481	0.474	0.488	0.484	0.492	0.473	0.481	0.471	0.465	0.453	0.439	0.475	
		Stride efficiency (%)	53.89	56.96	55.60	53.36	56.35	57.66	60.31	61.85	61.20	58.36	58.71	55.97	
		Stride count	34.06	33.13	33.53	34.23	33.31	32.93	32.19	31.79	31.96	32.73	32.63	434.45	

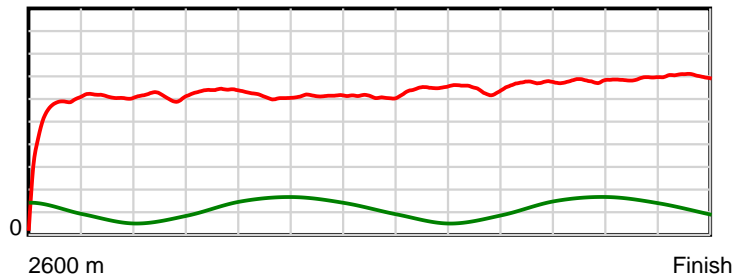
10 m Stride length



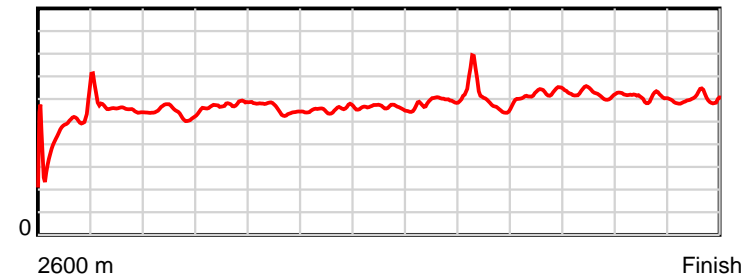
0.5 s Stride duration



20 m/sec Speed



100 % Stride efficiency



Note: Horizontal distance axis grid lines are 200m furlongs.

### Disclaimer.

HRNZ and NZMTC and Thoroughbred Ratings Pty Ltd accepts no responsibility for the completeness or accuracy of any of the information contained herein, and makes no representations about its suitability for any particular purpose. Users should make their own judgements about those matters and/or seek independent advice. You assume all risks associated with use of the data provided on this page.



# Race Results



August 04, 2017, Race 9, MAJESTIC SON - A RECORD SETTING SIRE HANDICAP TROT, Distance 2600m,

Addington - Survey 3200m		2600 to 2400m	2400m to 2200m
5th	15	Rocknpop (7)	
		Position in running (margin)	- 8(5.9)
		Sectional time (s)	19.03 16.50
		Cumulative time (s)	206.56 187.53
		Speed (m/s)	10.51 12.12
		Stride length (m)	5.30 5.59
		Stride duration (s)	0.449 0.461
		Stride efficiency (%)	43.84 48.79
		Stride count	37.76 35.79

## Disclaimer.

HRNZ and NZMTC and Thoroughbred Ratings Pty Ltd accepts no responsibility for the completeness or accuracy of any of the information contained herein, and makes no representations about its suitability for any particular purpose. Users should make their own judgements about those matters and/or seek independent advice. You assume all risks associated with use of the data provided on this page.



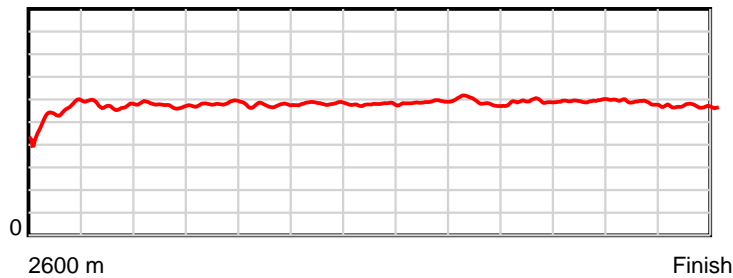
# Race Results

August 04, 2017, Race 9, MAJESTIC SON - A RECORD SETTING SIRE HANDICAP TROT, Distance 2600m,

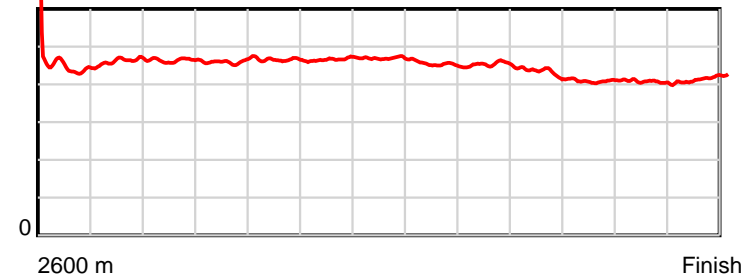
Addington - Survey 3200m

5th	15	Rocknpop (7)	2000m to	2000m to	1800m to	1600m to	1400m to	1200m to	1000m to	800m to	600m to	400m to	200m to	Total or	Margin
		Position in running (margin)	2000m	1800m	1600m	1400m	1200m	1000m	800m	600m	400m	200m	WP	Average	
		8(7.3)	8(8.3)	9(10.0)	9(10.6)	9(10.1)	10(9.6)	10(10.4)	11(11.3)	10(8.5)	6(4.5)	3(2.0)		1.70	
		Sectional time (s)	16.47	15.99	16.48	16.49	16.31	15.78	15.65	14.61	14.17	14.38	14.70		
		Cumulative time (s)	171.03	154.56	138.57	122.09	105.60	89.29	73.51	57.86	43.25	29.08	14.70	3:26.56	
		Speed (m/s)	12.14	12.51	12.14	12.13	12.26	12.67	12.78	13.69	14.11	13.91	13.61	12.59	
		Stride length (m)	5.64	5.75	5.65	5.65	5.75	5.74	5.78	5.90	5.77	5.65	5.67	5.68	
		Stride duration (s)	0.464	0.460	0.466	0.466	0.469	0.453	0.453	0.431	0.409	0.406	0.417	0.451	
		Stride efficiency (%)	49.70	51.74	49.88	49.94	51.72	51.53	52.28	54.46	52.06	49.81	50.18	50.37	
		Stride count	35.46	34.76	35.40	35.38	34.76	34.83	34.58	33.88	34.65	35.42	35.29	457.96	

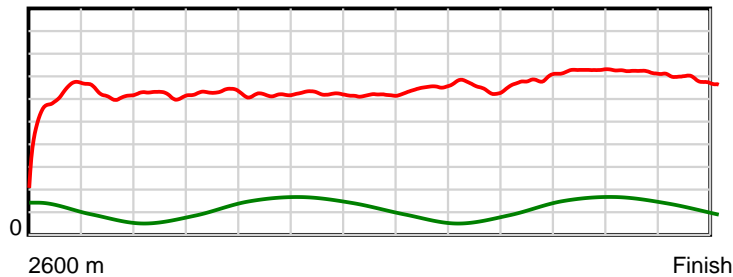
10 m Stride length



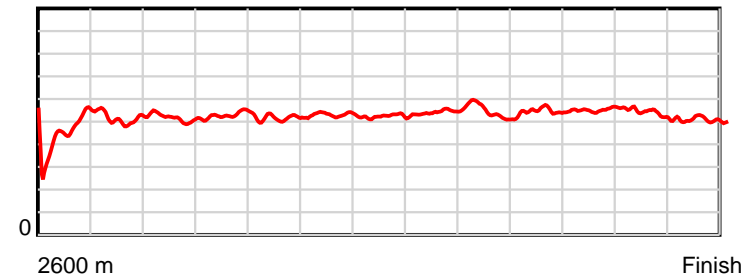
0.6 s Stride duration



20 m/sec Speed



100 % Stride efficiency



Note: Horizontal distance axis grid lines are 200m furlongs.

**Disclaimer.**

HRNZ and NZMTC and Thoroughbred Ratings Pty Ltd accepts no responsibility for the completeness or accuracy of any of the information contained herein, and makes no representations about its suitability for any particular purpose. Users should make their own judgements about those matters and/or seek independent advice. You assume all risks associated with use of the data provided on this page.



# Race Results



August 04, 2017, Race 9, MAJESTIC SON - A RECORD SETTING SIRE HANDICAP TROT, Distance 2600m,

Rank	Carried	2600 to	2400m to
6th	3	Dusky Eyre (8) 2400m	2200m
		Position in running (margin)	- 2(0.9)
		Sectional time (s)	18.31 16.13
		Cumulative time (s)	206.92 188.61
		Speed (m/s)	10.92 12.40
		Stride length (m)	5.49 5.91
		Stride duration (s)	0.491 0.477
		Stride efficiency (%)	47.05 54.67
		Stride count	36.45 33.81

## Disclaimer.

HRNZ and NZMTC and Thoroughbred Ratings Pty Ltd accepts no responsibility for the completeness or accuracy of any of the information contained herein, and makes no representations about its suitability for any particular purpose. Users should make their own judgements about those matters and/or seek independent advice. You assume all risks associated with use of the data provided on this page.

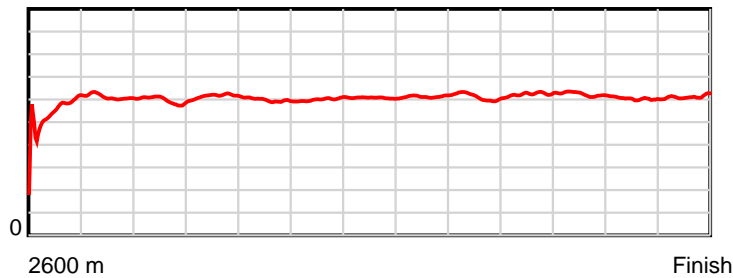
# Race Results

August 04, 2017, Race 9, MAJESTIC SON - A RECORD SETTING SIRE HANDICAP TROT, Distance 2600m,

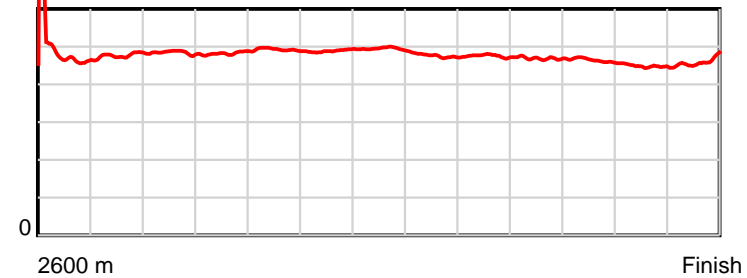
Addington - Survey 3200m

6th	3	Dusky Eyre (8)	2000m to	1800m to	1600m to	1400m to	1200m to	1000m to	800m to	600m to	400m to	200m to	Total or	Margin
		Position in running (margin)	2000m	1800m	1600m	1400m	1200m	1000m	800m	600m	400m	200m	WP	Average
		Sectional time (s)	16.29	15.72	16.38	16.57	16.40	15.64	15.50	15.07	14.83	15.02	15.06	
		Cumulative time (s)	172.48	156.19	140.47	124.09	107.52	91.12	75.48	59.98	44.91	30.08	15.06	3:26.91
		Speed (m/s)	12.28	12.72	12.21	12.07	12.20	12.79	12.90	13.27	13.49	13.32	13.28	12.57
		Stride length (m)	5.95	6.14	6.01	5.90	6.03	6.08	6.13	6.22	6.25	5.96	6.13	6.01
		Stride duration (s)	0.484	0.482	0.492	0.489	0.494	0.476	0.475	0.469	0.464	0.448	0.462	0.478
		Stride efficiency (%)	55.27	58.82	56.49	54.36	56.84	57.86	58.73	60.53	61.08	55.47	58.79	56.44
		Stride count	33.63	32.60	33.26	33.91	33.16	32.87	32.62	32.13	31.99	33.57	32.61	432.61

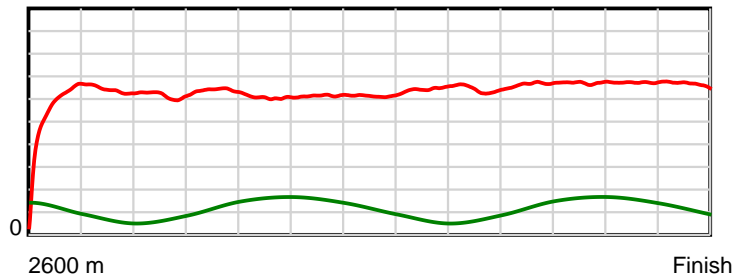
10 m Stride length



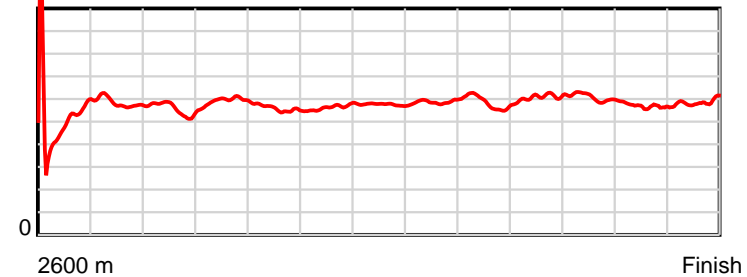
0.5 s Stride duration



20 m/sec Speed



100 % Stride efficiency



Note: Horizontal distance axis grid lines are 200m furlongs.

### Disclaimer.

HRNZ and NZMTC and Thoroughbred Ratings Pty Ltd accepts no responsibility for the completeness or accuracy of any of the information contained herein, and makes no representations about its suitability for any particular purpose. Users should make their own judgements about those matters and/or seek independent advice. You assume all risks associated with use of the data provided on this page.



# Race Results



August 04, 2017, Race 9, MAJESTIC SON - A RECORD SETTING SIRE HANDICAP TROT, Distance 2600m,

Rank	Start	Carried	2600 to	2400m to
7th	11	Eden Creek (14)	2400m	2200m
		Position in running (margin)	-	9(6.8)
		Sectional time (s)	19.31	16.75
		Cumulative time (s)	207.33	188.02
		Speed (m/s)	10.36	11.94
		Stride length (m)	5.22	5.38
		Stride duration (s)	0.500	0.451
		Stride efficiency (%)	42.53	45.24
		Stride count	38.34	37.17

**Disclaimer.**

HRNZ and NZMTC and Thoroughbred Ratings Pty Ltd accepts no responsibility for the completeness or accuracy of any of the information contained herein, and makes no representations about its suitability for any particular purpose. Users should make their own judgements about those matters and/or seek independent advice. You assume all risks associated with use of the data provided on this page.

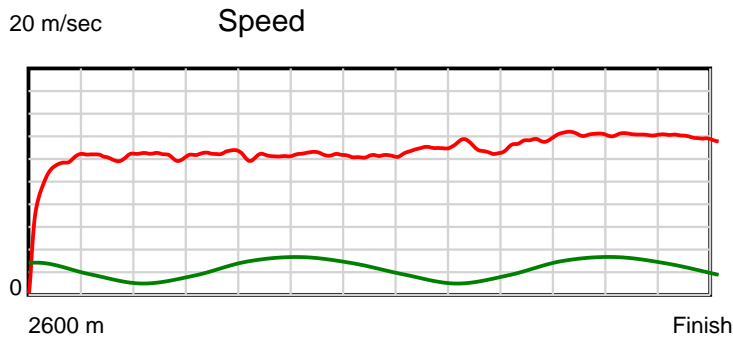
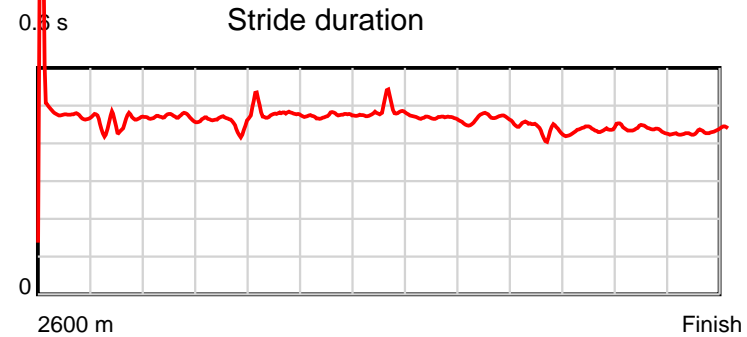
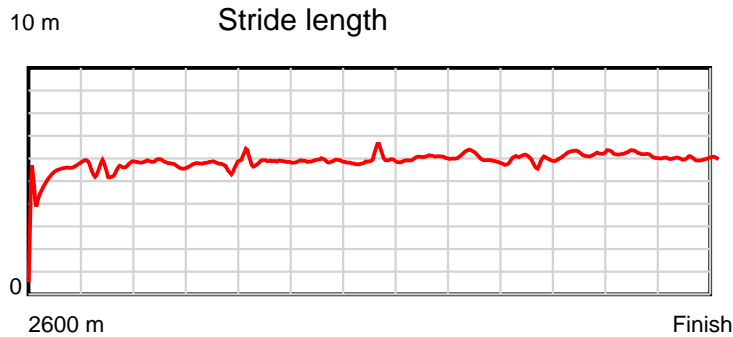


# Race Results

August 04, 2017, Race 9, MAJESTIC SON - A RECORD SETTING SIRE HANDICAP TROT, Distance 2600m,

Addington - Survey 3200m

7th	11	Eden Creek (14)	2000m to	2000m to	1800m to	1600m to	1400m to	1200m to	1000m to	800m to	600m to	400m to	200m to	Total or	Margin
			2000m	1800m	1600m	1400m	1200m	1000m	800m	600m	400m	200m	WP	Average	
		Position in running (margin)	10(9.6)	10(10.2)	10(11.4)	11(12.7)	11(12.3)	12(11.5)	12(12.7)	12(13.0)	12(10.2)	12(8.3)	11(8.0)		6.00
		Sectional time (s)	16.39	15.92	16.59	16.51	16.27	15.83	15.56	14.61	14.50	14.74	14.35		
		Cumulative time (s)	171.27	154.88	138.96	122.37	105.86	89.59	73.76	58.20	43.59	29.09	14.35	3:27.33	
		Speed (m/s)	12.20	12.56	12.06	12.11	12.29	12.63	12.85	13.69	13.79	13.57	13.94	12.54	
		Stride length (m)	5.73	5.72	5.77	5.73	5.93	5.89	5.97	5.94	6.04	5.88	6.02	5.78	
		Stride duration (s)	0.469	0.455	0.479	0.473	0.482	0.466	0.464	0.434	0.438	0.433	0.432	0.461	
		Stride efficiency (%)	51.22	51.09	52.03	51.31	54.92	54.17	55.66	55.21	57.09	54.03	56.57	52.12	
		Stride count	34.93	34.98	34.66	34.90	33.74	33.97	33.51	33.65	33.09	34.01	33.24	450.19	



Note: Horizontal distance axis grid lines are 200m furlongs.

**Disclaimer.**

HRNZ and NZMTC and Thoroughbred Ratings Pty Ltd accepts no responsibility for the completeness or accuracy of any of the information contained herein, and makes no representations about its suitability for any particular purpose. Users should make their own judgements about those matters and/or seek independent advice. You assume all risks associated with use of the data provided on this page.



# Race Results



August 04, 2017, Race 9, MAJESTIC SON - A RECORD SETTING SIRE HANDICAP TROT, Distance 2600m,

Addington - Survey 3200m		2600 to 2400m to	2400m to 2200m
8th	12	Elvis P (15)	2400m 2200m
		Position in running (margin)	- 6(5.3)
		Sectional time (s)	19.04 16.46
		Cumulative time (s)	207.36 188.32
		Speed (m/s)	10.50 12.15
		Stride length (m)	5.47 5.72
		Stride duration (s)	0.504 0.471
		Stride efficiency (%)	46.77 51.17
		Stride count	36.56 34.95

## Disclaimer.

HRNZ and NZMTC and Thoroughbred Ratings Pty Ltd accepts no responsibility for the completeness or accuracy of any of the information contained herein, and makes no representations about its suitability for any particular purpose. Users should make their own judgements about those matters and/or seek independent advice. You assume all risks associated with use of the data provided on this page.





# Race Results

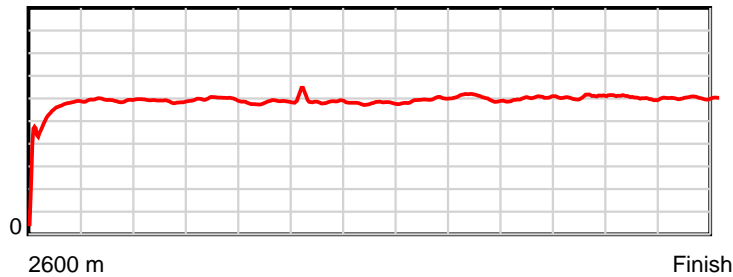


August 04, 2017, Race 9, MAJESTIC SON - A RECORD SETTING SIRE HANDICAP TROT, Distance 2600m,

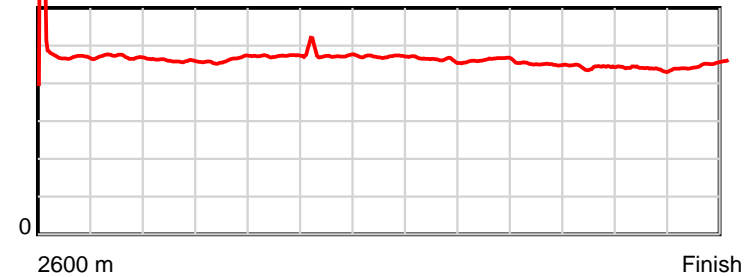
Addington - Survey 3200m

8th	12	Elvis P (15)	2000m to	2000m to	1800m to	1600m to	1400m to	1200m to	1000m to	800m to	600m to	400m to	200m to	Total or	Margin
			2000m	1800m	1600m	1400m	1200m	1000m	800m	600m	400m	200m	WP	Average	
		Position in running (margin)	6(6.4)	4(4.8)	3(4.0)	3(3.9)	3(4.1)	3(3.4)	5(4.6)	5(5.3)	5(4.4)	5(4.1)	6(4.6)		6.10
		Sectional time (s)	16.02	15.58	16.37	16.60	16.29	15.84	15.61	14.92	14.78	14.89	14.96		
		Cumulative time (s)	171.86	155.84	140.26	123.89	107.29	91.00	75.16	59.55	44.63	29.85	14.96	3:27.36	
		Speed (m/s)	12.48	12.84	12.22	12.05	12.28	12.63	12.81	13.40	13.53	13.43	13.37	12.54	
		Stride length (m)	5.74	5.94	5.77	5.73	5.79	5.83	5.92	6.03	5.99	5.88	6.03	5.83	
		Stride duration (s)	0.460	0.463	0.472	0.475	0.471	0.462	0.462	0.450	0.443	0.438	0.451	0.465	
		Stride efficiency (%)	51.53	55.17	52.08	51.26	52.35	53.17	54.80	56.87	56.06	54.07	56.82	53.13	
		Stride count	34.83	33.66	34.65	34.92	34.56	34.29	33.77	33.15	33.39	34.00	33.17	445.90	

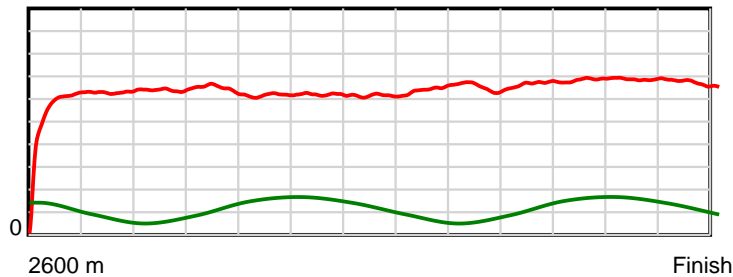
10 m Stride length



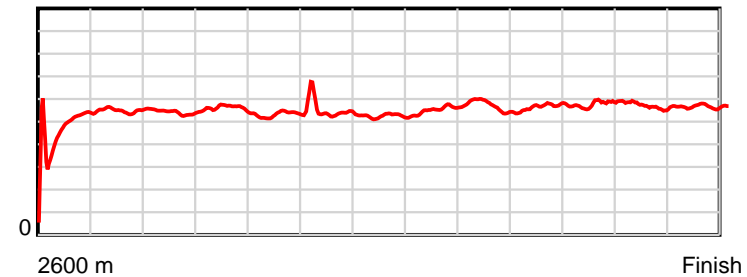
0.5 s Stride duration



20 m/sec Speed



100 % Stride efficiency



Note: Horizontal distance axis grid lines are 200m furlongs.

**Disclaimer.**

HRNZ and NZMTC and Thoroughbred Ratings Pty Ltd accepts no responsibility for the completeness or accuracy of any of the information contained herein, and makes no representations about its suitability for any particular purpose. Users should make their own judgements about those matters and/or seek independent advice. You assume all risks associated with use of the data provided on this page.



# Race Results



August 04, 2017, Race 9, MAJESTIC SON - A RECORD SETTING SIRE HANDICAP TROT, Distance 2600m,

Addington - Survey 3200m		2600 to 2400m	2400m to 2200m
9th	8	Star Pride (12)	
		Position in running (margin)	- 11(8.8)
		Sectional time (s)	19.61 16.57
		Cumulative time (s)	207.37 187.76
		Speed (m/s)	10.20 12.07
		Stride length (m)	4.55 5.42
		Stride duration (s)	0.447 0.449
		Stride efficiency (%)	32.30 45.93
		Stride count	43.99 36.89

**Disclaimer.**

HRNZ and NZMTC and Thoroughbred Ratings Pty Ltd accepts no responsibility for the completeness or accuracy of any of the information contained herein, and makes no representations about its suitability for any particular purpose. Users should make their own judgements about those matters and/or seek independent advice. You assume all risks associated with use of the data provided on this page.



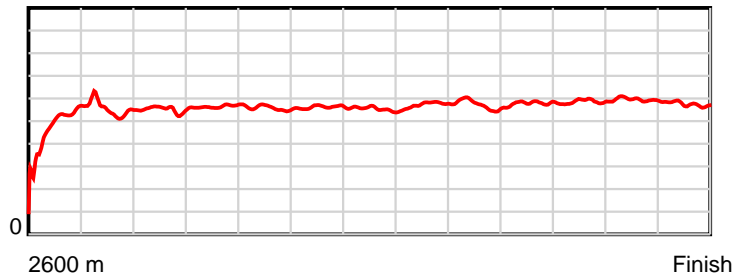
# Race Results

August 04, 2017, Race 9, MAJESTIC SON - A RECORD SETTING SIRE HANDICAP TROT, Distance 2600m,

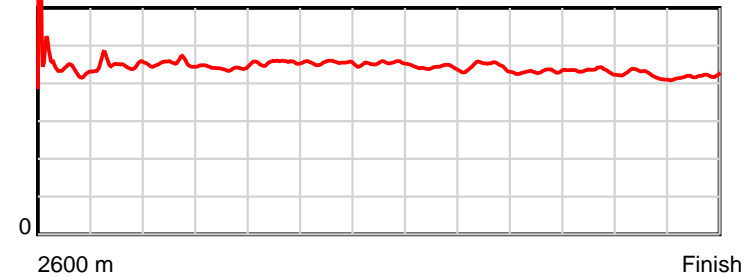
Addington - Survey 3200m

9th	8	Star Pride (12)	2000m to	2000m to	1800m to	1600m to	1400m to	1200m to	1000m to	800m to	600m to	400m to	200m to	Total or	Margin
		Position in running (margin)	2000m	1800m	1600m	1400m	1200m	1000m	800m	600m	400m	200m	WP	Average	
		11(10.6)	11(11.7)	11(11.6)	10(11.5)	10(10.8)	11(10.9)	11(10.5)	10(10.7)	11(9.7)	13(9.5)	10(7.6)		6.10	
		Sectional time (s)	16.47	15.71	16.35	16.46	16.41	15.58	15.53	14.91	14.79	14.48	14.50		
		Cumulative time (s)	171.19	154.72	139.01	122.66	106.20	89.79	74.21	58.68	43.77	28.98	14.50	3:27.37	
		Speed (m/s)	12.14	12.73	12.23	12.15	12.19	12.84	12.88	13.41	13.52	13.81	13.79	12.54	
		Stride length (m)	5.50	5.62	5.57	5.53	5.53	5.67	5.73	5.78	5.86	5.84	5.79	5.55	
		Stride duration (s)	0.453	0.441	0.456	0.455	0.453	0.442	0.445	0.431	0.433	0.423	0.420	0.442	
		Stride efficiency (%)	47.24	49.33	48.54	47.73	47.70	50.32	51.36	52.29	53.59	53.28	52.42	48.07	
		Stride count	36.38	35.60	35.88	36.19	36.20	35.24	34.89	34.58	34.15	34.25	34.53	468.77	

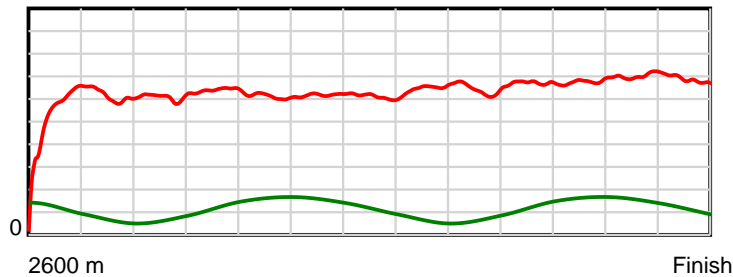
10 m Stride length



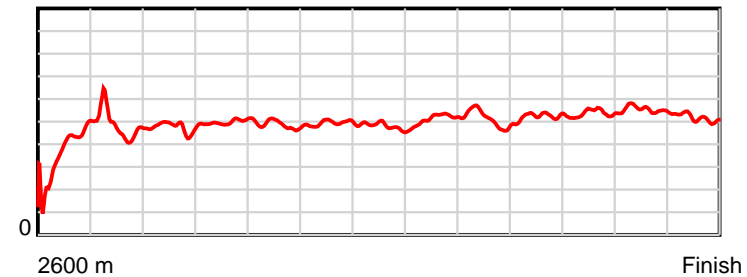
0.5 s Stride duration



20 m/sec Speed



100 % Stride efficiency



Note: Horizontal distance axis grid lines are 200m furlongs.

**Disclaimer.**

HRNZ and NZMTC and Thoroughbred Ratings Pty Ltd accepts no responsibility for the completeness or accuracy of any of the information contained herein, and makes no representations about its suitability for any particular purpose. Users should make their own judgements about those matters and/or seek independent advice. You assume all risks associated with use of the data provided on this page.



# Race Results



August 04, 2017, Race 9, MAJESTIC SON - A RECORD SETTING SIRE HANDICAP TROT, Distance 2600m,

Addington - Survey 3200m		2600 to 2400m	2400m to 2200m
10th	9	Monarchy Invas... (13)	2400m
		Position in running (margin)	- 3(1.1)
		Sectional time (s)	18.09 16.67
		Cumulative time (s)	207.41 189.32
		Speed (m/s)	11.06 12.00
		Stride length (m)	5.27 5.42
		Stride duration (s)	0.484 0.452
		Stride efficiency (%)	43.32 45.90
		Stride count	37.98 36.90

## Disclaimer.

HRNZ and NZMTC and Thoroughbred Ratings Pty Ltd accepts no responsibility for the completeness or accuracy of any of the information contained herein, and makes no representations about its suitability for any particular purpose. Users should make their own judgements about those matters and/or seek independent advice. You assume all risks associated with use of the data provided on this page.

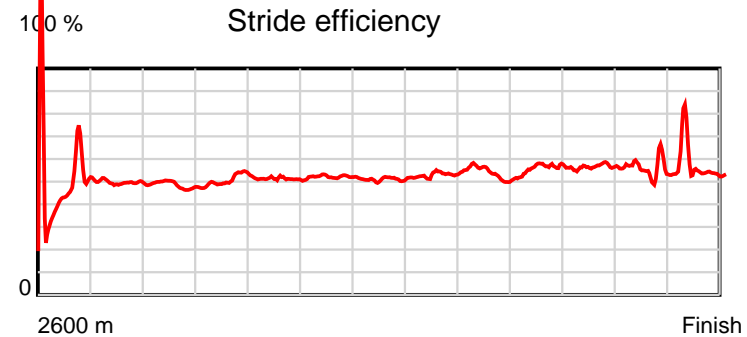
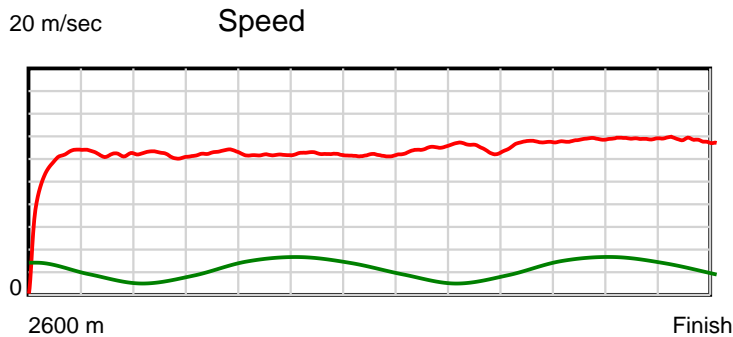
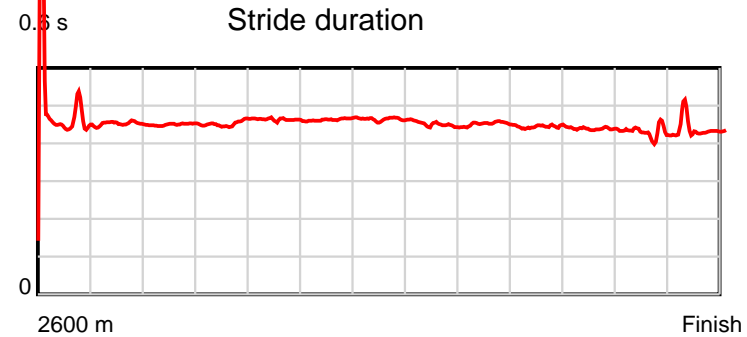
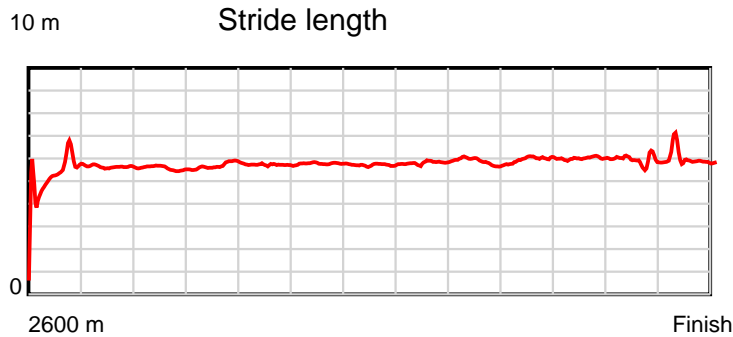


# Race Results

August 04, 2017, Race 9, MAJESTIC SON - A RECORD SETTING SIRE HANDICAP TROT, Distance 2600m,

Addington - Survey 3200m

10th	9	Monarchy Invas... (13)	2000m to	2000m to	1800m to	1600m to	1400m to	1200m to	1000m to	800m to	600m to	400m to	200m to	Total or	Margin
			2000m	1800m	1600m	1400m	1200m	1000m	800m	600m	400m	200m	WP	Average	
		Position in running (margin)	3(3.4)	3(4.3)	5(5.9)	5(6.7)	5(6.3)	6(5.7)	7(7.0)	7(7.6)	7(6.3)	7(6.0)	9(6.4)		6.40
		Sectional time (s)	16.44	15.97	16.51	16.51	16.29	15.86	15.60	14.85	14.79	14.85	14.98		
		Cumulative time (s)	172.65	156.21	140.24	123.73	107.22	90.93	75.07	59.47	44.62	29.83	14.98	3:27.40	
		Speed (m/s)	12.17	12.52	12.11	12.11	12.28	12.61	12.82	13.47	13.52	13.47	13.35	12.54	
		Stride length (m)	5.48	5.66	5.59	5.61	5.69	5.64	5.79	5.95	5.91	5.71	5.83	5.65	
		Stride duration (s)	0.450	0.452	0.461	0.463	0.464	0.447	0.451	0.442	0.437	0.424	0.437	0.451	
		Stride efficiency (%)	46.85	50.08	48.78	49.19	50.60	49.67	52.30	55.25	54.49	50.94	53.18	49.88	
		Stride count	36.53	35.33	35.80	35.65	35.15	35.48	34.57	33.63	33.87	35.03	34.28	460.20	



Note: Horizontal distance axis grid lines are 200m furlongs.

**Disclaimer.**

HRNZ and NZMTC and Thoroughbred Ratings Pty Ltd accepts no responsibility for the completeness or accuracy of any of the information contained herein, and makes no representations about its suitability for any particular purpose. Users should make their own judgements about those matters and/or seek independent advice. You assume all risks associated with use of the data provided on this page.



# Race Results



August 04, 2017, Race 9, MAJESTIC SON - A RECORD SETTING SIRE HANDICAP TROT, Distance 2600m,

Addington - Survey 3200m		2600 to 2400m	2400m to 2200m
11th	5	Fira (10)	
		Position in running (margin)	- 5(3.6)
		Sectional time (s)	18.71 16.39
		Cumulative time (s)	207.55 188.84
		Speed (m/s)	10.69 12.20
		Stride length (m)	5.23 5.75
		Stride duration (s)	0.482 0.471
		Stride efficiency (%)	42.69 51.70
		Stride count	38.27 34.77

## Disclaimer.

HRNZ and NZMTC and Thoroughbred Ratings Pty Ltd accepts no responsibility for the completeness or accuracy of any of the information contained herein, and makes no representations about its suitability for any particular purpose. Users should make their own judgements about those matters and/or seek independent advice. You assume all risks associated with use of the data provided on this page.

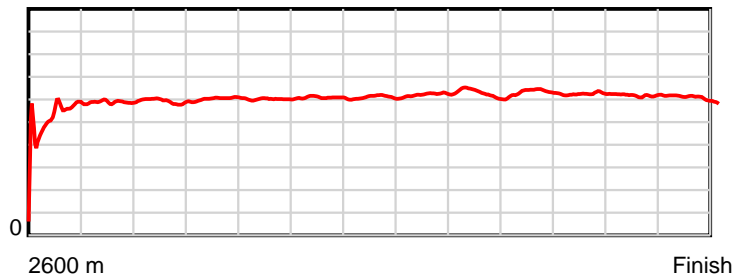
# Race Results

August 04, 2017, Race 9, MAJESTIC SON - A RECORD SETTING SIRE HANDICAP TROT, Distance 2600m,

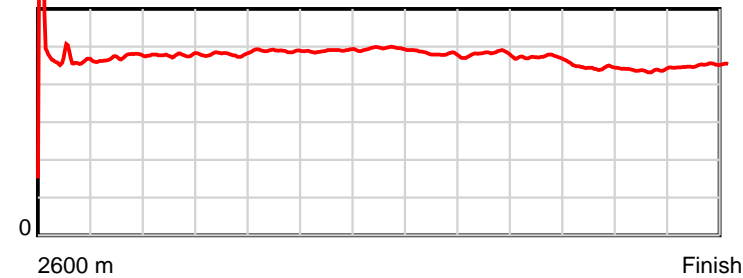
Addington - Survey 3200m

11th	5	Fira (10)	2000m to	2000m to	1800m to	1600m to	1400m to	1200m to	1000m to	800m to	600m to	400m to	200m to	Total or	Margin
			2000m	1800m	1600m	1400m	1200m	1000m	800m	600m	400m	200m	WP	Average	
		Position in running (margin)	4(4.3)	6(6.7)	7(8.0)	8(9.6)	7(7.7)	8(7.3)	8(7.8)	9(9.5)	9(8.2)	10(7.4)	8(6.0)		7.20
		Sectional time (s)	16.68	15.94	16.64	16.25	16.34	15.73	15.78	14.86	14.70	14.55	14.98		
		Cumulative time (s)	172.45	155.77	139.83	123.19	106.94	90.60	74.87	59.09	44.23	29.53	14.98	3:27.55	
		Speed (m/s)	11.99	12.55	12.02	12.31	12.24	12.71	12.67	13.46	13.61	13.75	13.35	12.53	
		Stride length (m)	5.72	6.02	5.88	6.02	6.06	6.11	6.10	6.33	6.04	6.03	6.02	5.93	
		Stride duration (s)	0.477	0.480	0.489	0.489	0.495	0.481	0.481	0.471	0.444	0.438	0.451	0.474	
		Stride efficiency (%)	51.17	56.64	53.97	56.60	57.45	58.34	58.08	62.66	56.97	56.75	56.66	55.04	
		Stride count	34.95	33.22	34.03	33.23	32.99	32.73	32.81	31.58	33.12	33.19	33.21	438.10	

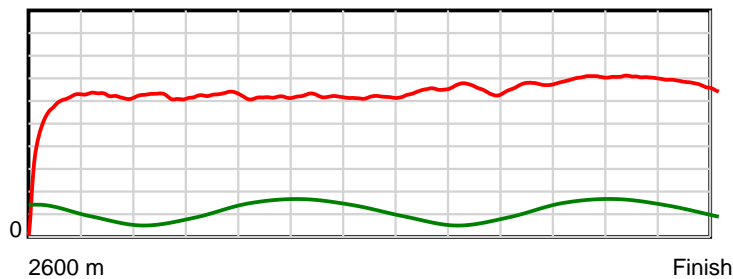
10 m Stride length



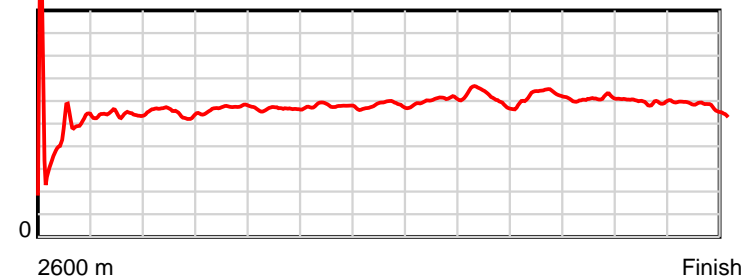
0.5 s Stride duration



20 m/sec Speed



100 % Stride efficiency



Note: Horizontal distance axis grid lines are 200m furlongs.

**Disclaimer.**

HRNZ and NZMTC and Thoroughbred Ratings Pty Ltd accepts no responsibility for the completeness or accuracy of any of the information contained herein, and makes no representations about its suitability for any particular purpose. Users should make their own judgements about those matters and/or seek independent advice. You assume all risks associated with use of the data provided on this page.



# Race Results



August 04, 2017, Race 9, MAJESTIC SON - A RECORD SETTING SIRE HANDICAP TROT, Distance 2600m,

Rank	Carried	2600 to	2400m to
12th	18	Hey Yo (5)	2200m
		Position in running (margin)	- 16(20.1)
		Sectional time (s)	21.29 16.49
		Cumulative time (s)	207.62 186.33
		Speed (m/s)	9.39 12.13
		Stride length (m)	5.79 5.65
		Stride duration (s)	0.454 0.466
		Stride efficiency (%)	52.39 49.82
		Stride count	34.54 35.42

## Disclaimer.

HRNZ and NZMTC and Thoroughbred Ratings Pty Ltd accepts no responsibility for the completeness or accuracy of any of the information contained herein, and makes no representations about its suitability for any particular purpose. Users should make their own judgements about those matters and/or seek independent advice. You assume all risks associated with use of the data provided on this page.





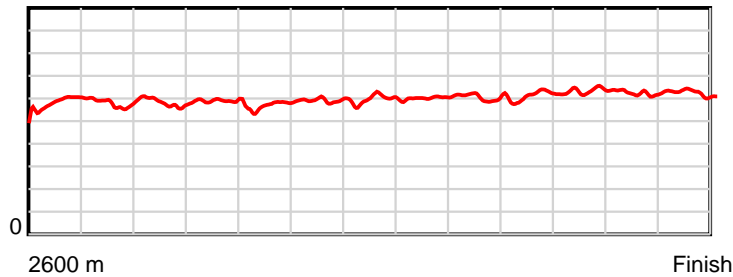
# Race Results

August 04, 2017, Race 9, MAJESTIC SON - A RECORD SETTING SIRE HANDICAP TROT, Distance 2600m,

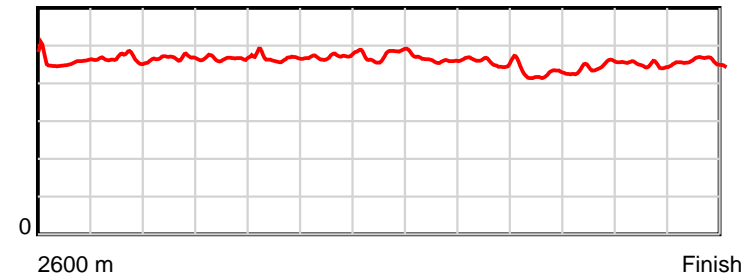
Addington - Survey 3200m

12th	18	Hey Yo (5)	2000m to	2000m to	1800m to	1600m to	1400m to	1200m to	1000m to	800m to	600m to	400m to	200m to	Total or	Margin
			2000m	1800m	1600m	1400m	1200m	1000m	800m	600m	400m	200m	WP	Average	
		Position in running (margin)	16(21.4)	16(20.6)	16(22.0)	16(23.3)	16(22.4)	16(20.2)	16(21.0)	16(18.2)	13(10.8)	9(7.4)	12(8.0)		7.50
		Sectional time (s)	16.17	15.94	16.60	16.42	16.04	15.76	15.05	13.85	14.25	14.90	14.86		
		Cumulative time (s)	169.84	153.67	137.73	121.13	104.71	88.67	72.91	57.86	44.01	29.76	14.86	3:27.62	
		Speed (m/s)	12.37	12.55	12.05	12.18	12.47	12.69	13.29	14.44	14.04	13.42	13.46	12.52	
		Stride length (m)	5.78	5.84	5.61	5.75	5.94	5.86	6.09	6.12	6.26	6.03	6.15	5.91	
		Stride duration (s)	0.467	0.466	0.466	0.472	0.476	0.462	0.458	0.424	0.446	0.450	0.457	0.472	
		Stride efficiency (%)	52.19	53.33	49.21	51.67	55.09	53.62	57.94	58.57	61.32	56.91	59.05	54.52	
		Stride count	34.61	34.24	35.64	34.78	33.68	34.14	32.85	32.67	31.93	33.14	32.54	440.18	

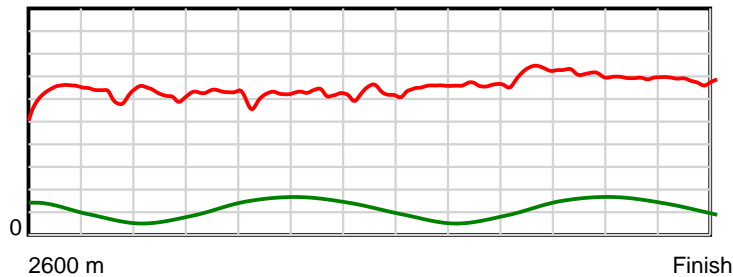
10 m Stride length



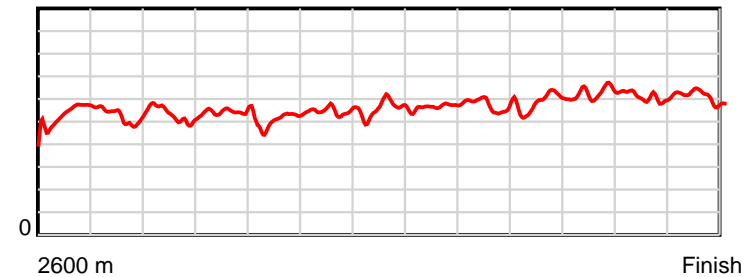
0.6 s Stride duration



20 m/sec Speed



100 % Stride efficiency



Note: Horizontal distance axis grid lines are 200m furlongs.

**Disclaimer.**

HRNZ and NZMTC and Thoroughbred Ratings Pty Ltd accepts no responsibility for the completeness or accuracy of any of the information contained herein, and makes no representations about its suitability for any particular purpose. Users should make their own judgements about those matters and/or seek independent advice. You assume all risks associated with use of the data provided on this page.



# Race Results



August 04, 2017, Race 9, MAJESTIC SON - A RECORD SETTING SIRE HANDICAP TROT, Distance 2600m,

Addington - Survey 3200m		2600 to 2400m	2400m to 2200m	
13th	16	<b>Cuddly Jess (0)</b>	<b>2400m</b>	<b>2200m</b>
		Position in running (margin)	-	14(15.8)
		Sectional time (s)	20.66	16.45
		Cumulative time (s)	207.69	187.03
		Speed (m/s)	9.68	12.16
		Stride length (m)	5.63	5.97
		Stride duration (s)	0.493	0.491
		Stride efficiency (%)	49.48	55.66
		Stride count	35.54	33.51

### Disclaimer.

HRNZ and NZMTC and Thoroughbred Ratings Pty Ltd accepts no responsibility for the completeness or accuracy of any of the information contained herein, and makes no representations about its suitability for any particular purpose. Users should make their own judgements about those matters and/or seek independent advice. You assume all risks associated with use of the data provided on this page.

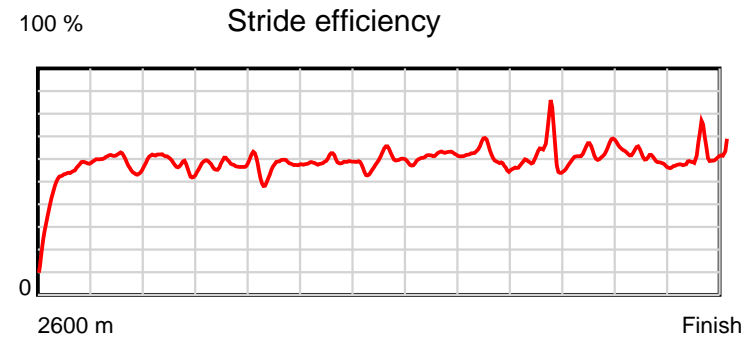
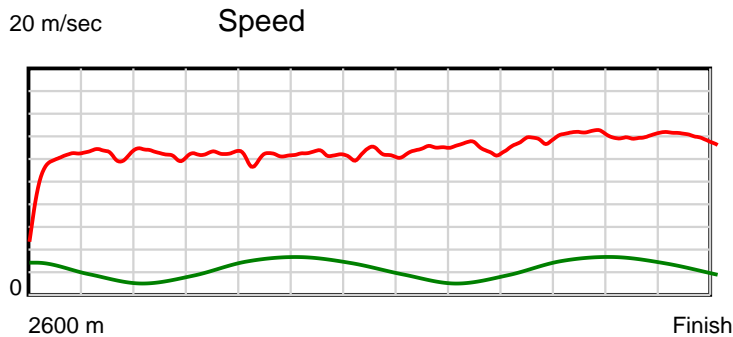
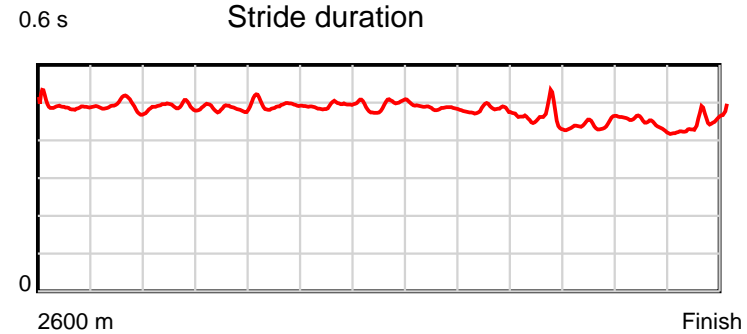
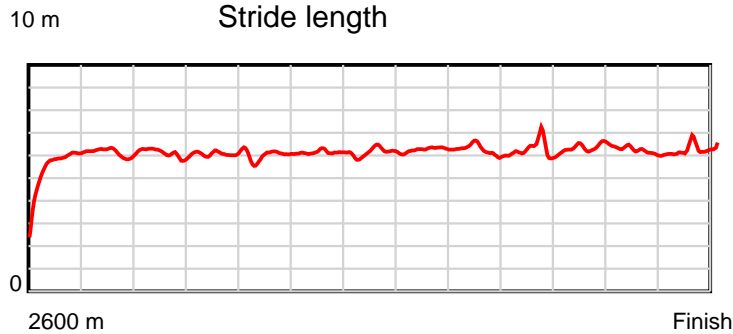


# Race Results

August 04, 2017, Race 9, MAJESTIC SON - A RECORD SETTING SIRE HANDICAP TROT, Distance 2600m,

Addington - Survey 3200m

13th	16	Cuddly Jess (0)	2000m to 1800m	1800m to 1600m	1600m to 1400m	1400m to 1200m	1200m to 1000m	1000m to 800m	800m to 600m	600m to 400m	400m to 200m	200m to WP	Total or Average	Margin
		Position in running (margin)	14(16.9)	14(16.4)	14(17.6)	14(19.2)	14(18.6)	14(16.3)	14(16.7)	14(17.2)	16(14.6)	16(10.9)	14(9.8)	7.90
		Sectional time (s)	16.21	15.92	16.65	16.47	16.01	15.72	15.58	14.65	14.21	14.61	14.55	
		Cumulative time (s)	170.58	154.37	138.45	121.80	105.33	89.32	73.60	58.02	43.37	29.16	14.55	3:27.69
		Speed (m/s)	12.34	12.56	12.01	12.14	12.49	12.72	12.84	13.65	14.07	13.69	13.75	12.52
		Stride length (m)	6.05	6.11	5.94	5.99	6.17	6.18	6.15	6.23	6.29	6.04	6.27	6.07
		Stride duration (s)	0.491	0.487	0.494	0.493	0.494	0.485	0.479	0.456	0.447	0.441	0.456	0.485
		Stride efficiency (%)	57.24	58.43	55.09	56.04	59.44	59.66	59.20	60.57	61.80	56.94	61.34	57.63
		Stride count	33.05	32.71	33.68	33.40	32.43	32.37	32.49	32.12	31.80	33.13	31.92	428.15



Note: Horizontal distance axis grid lines are 200m furlongs.

**Disclaimer.**

HRNZ and NZMTC and Thoroughbred Ratings Pty Ltd accepts no responsibility for the completeness or accuracy of any of the information contained herein, and makes no representations about its suitability for any particular purpose. Users should make their own judgements about those matters and/or seek independent advice. You assume all risks associated with use of the data provided on this page.



# Race Results



August 04, 2017, Race 9, MAJESTIC SON - A RECORD SETTING SIRE HANDICAP TROT, Distance 2600m,

Addington - Survey 3200m

Rank	Carried	2600 to	2400m to
14th	13	<b>Rusty I Am (1)</b>	<b>2200m</b>
		Position in running (margin)	- 13(11.0)
		Sectional time (s)	20.03 16.80
		Cumulative time (s)	207.97 187.94
		Speed (m/s)	9.98 11.90
		Stride length (m)	5.27 5.55
		Stride duration (s)	0.472 0.466
		Stride efficiency (%)	43.38 48.09
		Stride count	37.96 36.05

## Disclaimer.

HRNZ and NZMTC and Thoroughbred Ratings Pty Ltd accepts no responsibility for the completeness or accuracy of any of the information contained herein, and makes no representations about its suitability for any particular purpose. Users should make their own judgements about those matters and/or seek independent advice. You assume all risks associated with use of the data provided on this page.

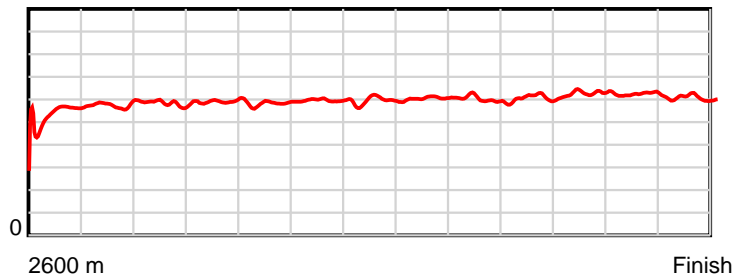
# Race Results

August 04, 2017, Race 9, MAJESTIC SON - A RECORD SETTING SIRE HANDICAP TROT, Distance 2600m,

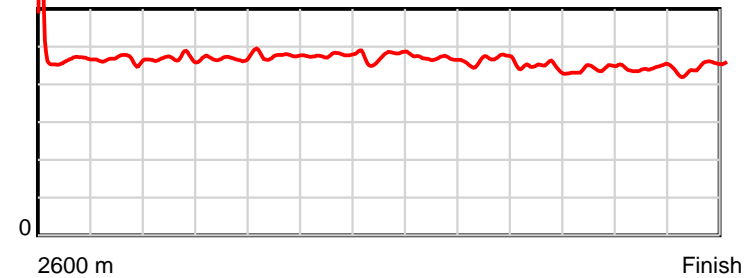
Addington - Survey 3200m

14th	13	Rusty I Am (1)	2000m to 1800m	1800m to 1600m	1600m to 1400m	1400m to 1200m	1200m to 1000m	1000m to 800m	800m to 600m	600m to 400m	400m to 200m	200m to WP	Total or Average	Margin
		Position in running (margin)	13(14.2)	13(14.2)	13(15.5)	13(17.3)	13(16.0)	13(13.6)	13(14.6)	13(15.4)	15(12.6)	15(10.0)	13(9.6)	9.50
		Sectional time (s)	16.28	15.95	16.67	16.36	15.99	15.80	15.64	14.61	14.40	14.73	14.71	
		Cumulative time (s)	171.14	154.86	138.91	122.24	105.88	89.89	74.09	58.45	43.84	29.44	14.71	3:27.97
		Speed (m/s)	12.29	12.54	12.00	12.22	12.51	12.66	12.79	13.69	13.89	13.58	13.60	12.50
		Stride length (m)	5.76	5.89	5.72	5.84	5.94	5.93	5.94	6.09	6.16	5.98	6.10	5.85
		Stride duration (s)	0.468	0.470	0.476	0.478	0.475	0.468	0.464	0.445	0.443	0.441	0.449	0.468
		Stride efficiency (%)	51.76	54.22	51.07	53.31	55.08	54.90	55.06	57.93	59.28	55.97	58.22	53.45
		Stride count	34.75	33.95	34.99	34.24	33.69	33.74	33.69	32.85	32.47	33.42	32.77	444.57

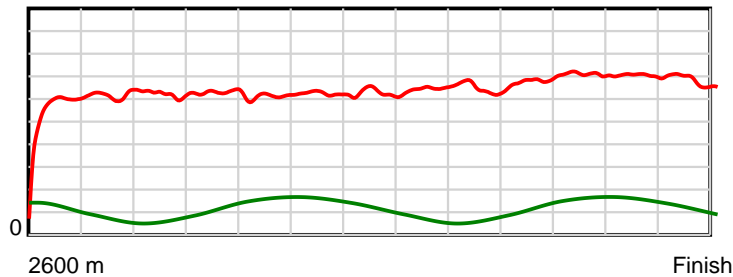
10 m Stride length



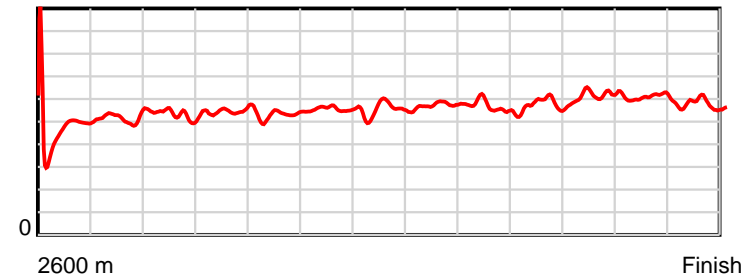
0.5 s Stride duration



20 m/sec Speed



100 % Stride efficiency



Note: Horizontal distance axis grid lines are 200m furlongs.

**Disclaimer.**

HRNZ and NZMTC and Thoroughbred Ratings Pty Ltd accepts no responsibility for the completeness or accuracy of any of the information contained herein, and makes no representations about its suitability for any particular purpose. Users should make their own judgements about those matters and/or seek independent advice. You assume all risks associated with use of the data provided on this page.



# Race Results



August 04, 2017, Race 9, MAJESTIC SON - A RECORD SETTING SIRE HANDICAP TROT, Distance 2600m,

Addington - Survey 3200m		2600 to 2400m	2400m to 2200m
15th	17	Arran Chief (3)	2400m
		Position in running (margin)	-
		Sectional time (s)	21.09
		Cumulative time (s)	208.71
		Speed (m/s)	9.48
		Stride length (m)	5.67
		Stride duration (s)	0.468
		Stride efficiency (%)	50.24
		Stride count	35.27

## Disclaimer.

HRNZ and NZMTC and Thoroughbred Ratings Pty Ltd accepts no responsibility for the completeness or accuracy of any of the information contained herein, and makes no representations about its suitability for any particular purpose. Users should make their own judgements about those matters and/or seek independent advice. You assume all risks associated with use of the data provided on this page.



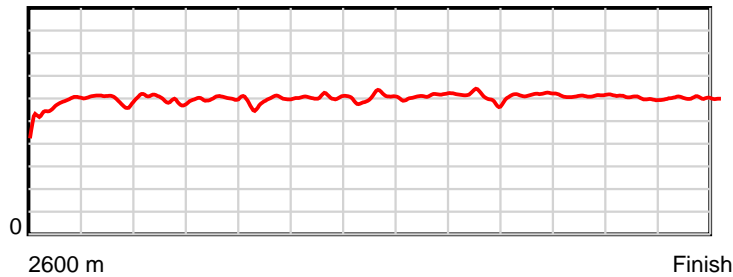
# Race Results

August 04, 2017, Race 9, MAJESTIC SON - A RECORD SETTING SIRE HANDICAP TROT, Distance 2600m,

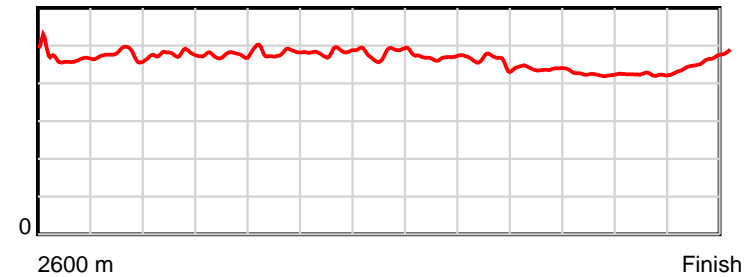
Addington - Survey 3200m

15th	17	Arran Chief (3)	2000m to	2000m to	1800m to	1600m to	1400m to	1200m to	1000m to	800m to	600m to	400m to	200m to	Total or	Margin
			2000m	1800m	1600m	1400m	1200m	1000m	800m	600m	400m	200m	WP	Average	
		Position in running (margin)	15(19.1)	15(18.7)	15(19.7)	15(21.3)	15(20.5)	15(18.2)	15(18.8)	15(17.6)	14(12.3)	14(9.6)	15(10.2)		13.60
		Sectional time (s)	16.22	15.88	16.64	16.45	16.02	15.74	15.30	14.19	14.38	14.89	15.47		
		Cumulative time (s)	171.18	154.96	139.08	122.44	105.99	89.97	74.23	58.93	44.74	30.36	15.47	3:28.71	
		Speed (m/s)	12.33	12.59	12.02	12.16	12.48	12.71	13.07	14.09	13.91	13.43	12.93	12.46	
		Stride length (m)	5.89	5.99	5.80	5.88	6.01	5.96	5.99	6.18	5.89	5.70	6.01	5.90	
		Stride duration (s)	0.478	0.476	0.482	0.483	0.481	0.469	0.458	0.439	0.424	0.425	0.465	0.474	
		Stride efficiency (%)	54.29	56.15	52.55	54.00	56.38	55.54	56.05	59.71	54.23	50.85	56.46	54.44	
		Stride count	33.93	33.37	34.49	34.02	33.30	33.55	33.39	32.36	33.95	35.06	33.27	440.52	

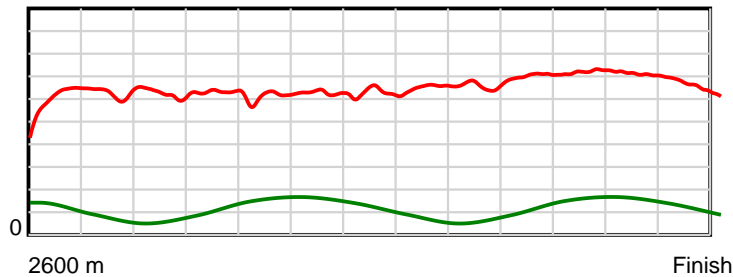
10 m Stride length



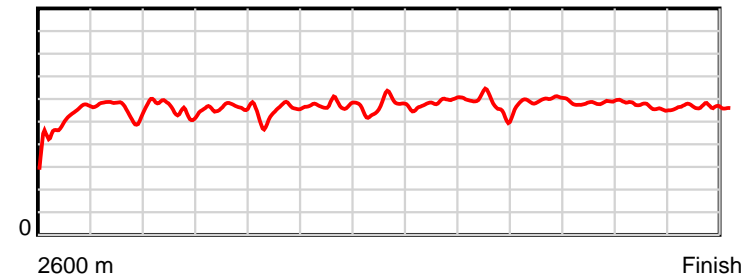
0.6 s Stride duration



20 m/sec Speed



100 % Stride efficiency



Note: Horizontal distance axis grid lines are 200m furlongs.

**Disclaimer.**

HRNZ and NZMTC and Thoroughbred Ratings Pty Ltd accepts no responsibility for the completeness or accuracy of any of the information contained herein, and makes no representations about its suitability for any particular purpose. Users should make their own judgements about those matters and/or seek independent advice. You assume all risks associated with use of the data provided on this page.



# Race Results



August 04, 2017, Race 9, MAJESTIC SON - A RECORD SETTING SIRE HANDICAP TROT, Distance 2600m,

Rank	Carried	2600 to	2400m to
16th	1	Unique Marshal... (2)	2200m
		Position in running (margin)	- 10(7.9)
		Sectional time (s)	19.31 16.38
		Cumulative time (s)	212.39 193.08
		Speed (m/s)	10.36 12.21
		Stride length (m)	5.13 6.14
		Stride duration (s)	0.498 0.503
		Stride efficiency (%)	41.05 58.99
		Stride count	39.02 32.55

## Disclaimer.

HRNZ and NZMTC and Thoroughbred Ratings Pty Ltd accepts no responsibility for the completeness or accuracy of any of the information contained herein, and makes no representations about its suitability for any particular purpose. Users should make their own judgements about those matters and/or seek independent advice. You assume all risks associated with use of the data provided on this page.



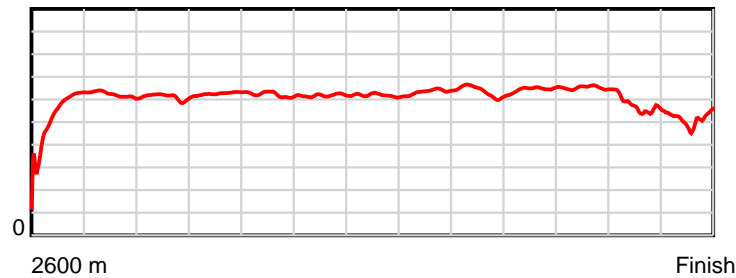
# Race Results

August 04, 2017, Race 9, MAJESTIC SON - A RECORD SETTING SIRE HANDICAP TROT, Distance 2600m,

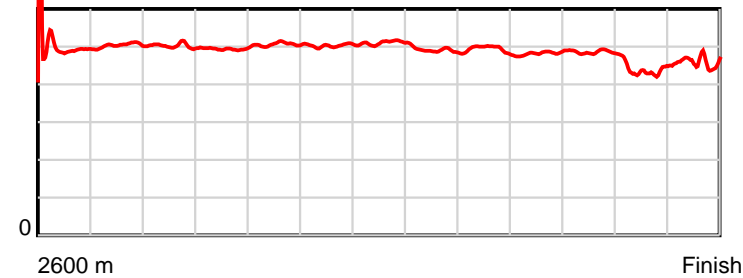
Addington - Survey 3200m

16th	1	Unique Marshal... (2)	2000m to	2000m to	1800m to	1600m to	1400m to	1200m to	1000m to	800m to	600m to	400m to	200m to	Total or	Margin
		Position in running (margin)	9(8.5)	9(9.2)	8(9.4)	7(9.3)	8(8.5)	9(9.0)	9(8.4)	8(8.6)	8(7.5)	11(8.2)	16(14.9)	Average	34.10
		Sectional time (s)	16.41	15.76	16.35	16.45	16.49	15.54	15.53	14.89	14.94	15.91	18.43		
		Cumulative time (s)	176.70	160.29	144.53	128.18	111.73	95.24	79.70	64.17	49.28	34.34	18.43	3:32.38	
		Speed (m/s)	12.19	12.69	12.23	12.16	12.13	12.87	12.88	13.43	13.39	12.57	10.85	12.24	
		Stride length (m)	6.12	6.27	6.19	6.11	6.19	6.31	6.36	6.47	6.50	5.48	4.96	5.98	
		Stride duration (s)	0.502	0.494	0.506	0.502	0.510	0.490	0.494	0.482	0.485	0.436	0.457	0.488	
		Stride efficiency (%)	58.56	61.51	59.92	58.28	59.85	62.15	63.12	65.45	66.02	46.98	38.45	55.79	
		Stride count	32.67	31.88	32.30	32.75	32.32	31.71	31.47	30.90	30.77	36.48	40.32	435.14	

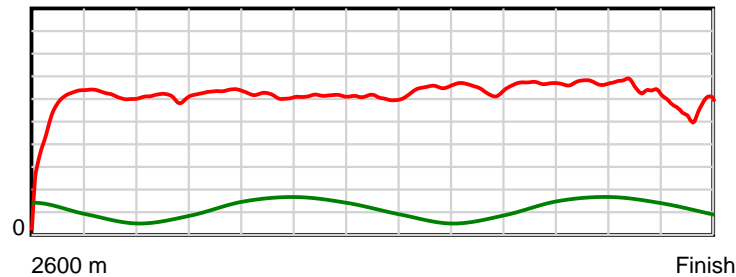
10 m Stride length



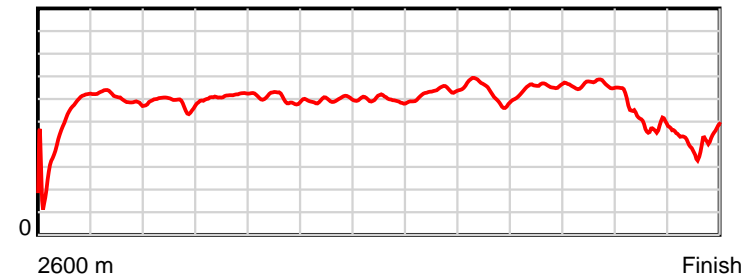
0.5 s Stride duration



20 m/sec Speed



100 % Stride efficiency



Note: Horizontal distance axis grid lines are 200m furlongs.

**Disclaimer.**

HRNZ and NZMTC and Thoroughbred Ratings Pty Ltd accepts no responsibility for the completeness or accuracy of any of the information contained herein, and makes no representations about its suitability for any particular purpose. Users should make their own judgements about those matters and/or seek independent advice. You assume all risks associated with use of the data provided on this page.