



## Race Results

NZ Metropolitan Trotting Club Inc, HRNZ, September 01, 2017

Compilation date: September 8, 2017, 4:34:01 PM (NZST)

Copyright © 2017 HRNZ and NZMTC. All rights reserved.

### Trademarks.

StrideMASTER is a registered trademark of Thoroughbred Ratings Pty Ltd.

### Disclaimer.

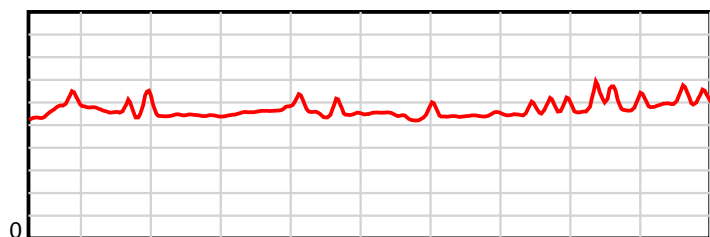
HRNZ and NZMTC and Thoroughbred Ratings Pty Ltd accepts no responsibility for the completeness or accuracy of any of the information contained herein, and makes no representations about its suitability for any particular purpose. Users should make their own judgements about those matters and/or seek independent advice. You assume all risks associated with use of the data provided on this page.

# Race Results

September 01, 2017, Race 10, YALDHURST HOTEL MOBILE PACE, Distance 1950m, Addington - Survey 1950m

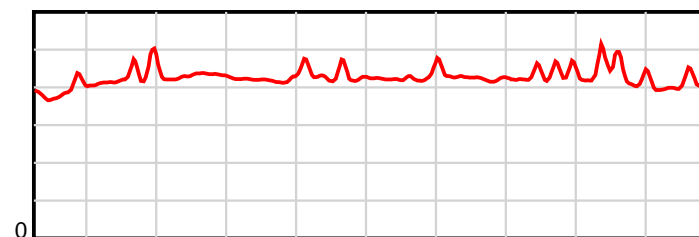
Result	TAB no.	Horse (Barrier)	1950 to	1800m to	1600m to	1400m to	1200m to	1000m to	800m to	600m to	400m to	200m to	Total or	Margin
1st	5	<b>Alta Shelby (5)</b>	<b>1800m</b>	<b>1600m</b>	<b>1400m</b>	<b>1200m</b>	<b>1000m</b>	<b>800m</b>	<b>600m</b>	<b>400m</b>	<b>200m</b>	<b>WP</b>	<b>Average</b>	
		Position in running (margin)	-	1(0.0)	1(0.0)	1(0.0)	2(0.7)	2(1.7)	2(1.8)	3(1.8)	3(2.1)	2(1.6)		0.00
		Sectional time (s)	10.15	15.20	16.08	14.97	15.37	15.64	15.64	15.40	14.65	13.62		
		Cumulative time (s)	146.72	136.57	121.37	105.29	90.32	74.95	59.31	43.67	28.27	13.62	2:26.72	
		Speed (m/s)	14.77	13.16	12.44	13.36	13.01	12.79	12.79	12.99	13.65	14.68	13.29	
		Stride length (m)	5.75	5.63	5.35	5.62	5.61	5.46	5.43	5.60	5.85	5.99	5.62	
		Stride duration (s)	0.389	0.428	0.430	0.421	0.431	0.427	0.424	0.432	0.428	0.408	0.423	
		Stride efficiency (%)	51.71	49.59	44.72	49.38	49.21	46.62	46.03	49.06	53.44	55.99	49.36	
		Stride count	26.08	35.50	37.39	35.58	35.64	36.62	36.85	35.69	34.20	33.41	346.96	

10 m Stride length



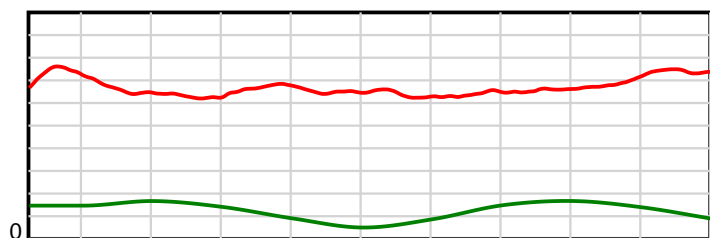
1950 m Finish

0.6 s Stride duration



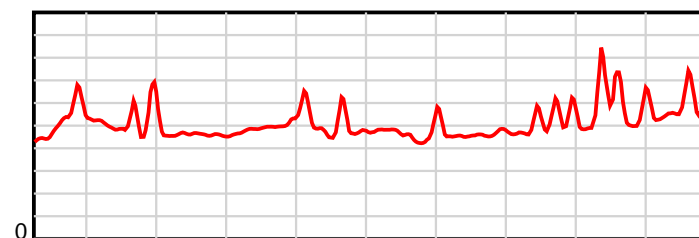
1950 m Finish

20 m/sec Speed



1950 m Finish

100 % Stride efficiency



1950 m Finish

Note: Horizontal distance axis grid lines are 200m furlongs.

### Disclaimer.

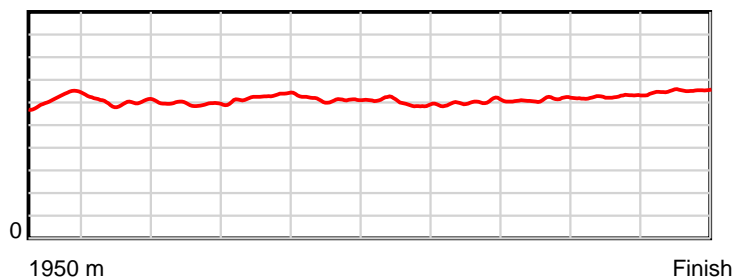
HRNZ and NZMTC and Thoroughbred Ratings Pty Ltd accepts no responsibility for the completeness or accuracy of any of the information contained herein, and makes no representations about its suitability for any particular purpose. Users should make their own judgements about those matters and/or seek independent advice. You assume all risks associated with use of the data provided on this page.

# Race Results

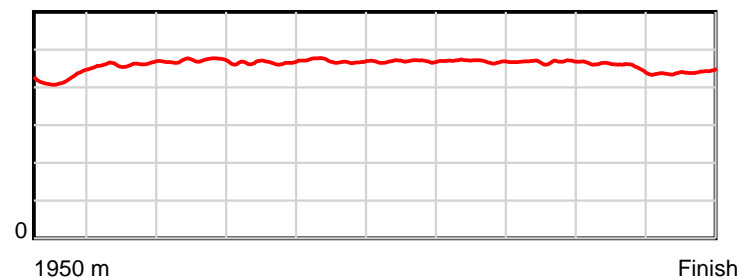
September 01, 2017, Race 10, YALDHURST HOTEL MOBILE PACE, Distance 1950m, Addington - Survey 1950m

Result	TAB no.	Horse (Barrier)	1950 to	1800m to	1600m to	1400m to	1200m to	1000m to	800m to	600m to	400m to	200m to	Total or	Margin
2nd	4	Pat Campbell (4)	1800m	1600m	1400m	1200m	1000m	800m	600m	400m	200m	WP	Average	
		Position in running (margin)	-	2(0.4)	2(2.0)	2(2.1)	3(2.0)	4(3.6)	4(3.8)	4(3.8)	5(4.1)	3(3.2)		1.30
		Sectional time (s)	10.36	15.47	16.09	14.83	15.47	15.66	15.64	15.41	14.56	13.48		
		Cumulative time (s)	146.97	136.61	121.14	105.05	90.22	74.75	59.09	43.45	28.04	13.48	2:26.97	
		Speed (m/s)	14.48	12.93	12.43	13.49	12.93	12.77	12.79	12.98	13.74	14.84	13.27	
		Stride length (m)	6.23	5.96	5.85	6.28	6.07	5.99	6.00	6.07	6.26	6.54	6.12	
		Stride duration (s)	0.423	0.461	0.471	0.466	0.470	0.469	0.469	0.468	0.456	0.441	0.461	
		Stride efficiency (%)	60.61	55.55	53.52	61.61	57.67	56.05	56.19	57.64	61.24	66.83	58.48	
		Stride count	24.08	33.54	34.17	31.85	32.92	33.39	33.35	32.93	31.95	30.58	318.76	

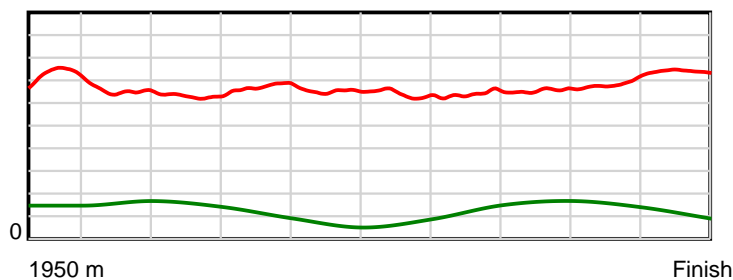
10 m Stride length



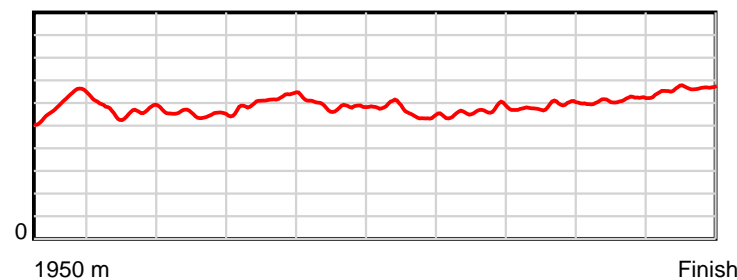
0.6 s Stride duration



20 m/sec Speed



100 % Stride efficiency



Note: Horizontal distance axis grid lines are 200m furlongs.

## Disclaimer.

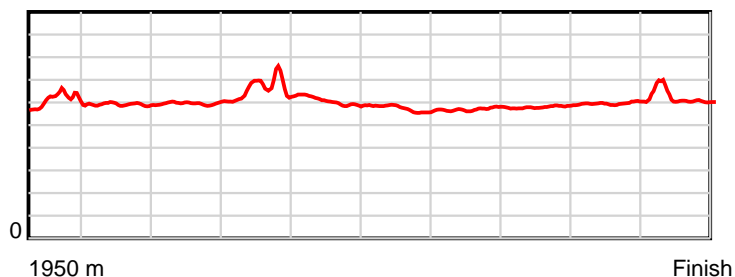
HRNZ and NZMTC and Thoroughbred Ratings Pty Ltd accepts no responsibility for the completeness or accuracy of any of the information contained herein, and makes no representations about its suitability for any particular purpose. Users should make their own judgements about those matters and/or seek independent advice. You assume all risks associated with use of the data provided on this page.

# Race Results

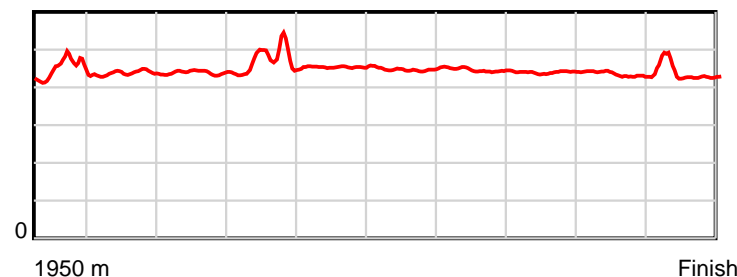
September 01, 2017, Race 10, YALDHURST HOTEL MOBILE PACE, Distance 1950m, Addington - Survey 1950m

Result	TAB no.	Horse (Barrier)	1950 to	1800m to	1600m to	1400m to	1200m to	1000m to	800m to	600m to	400m to	200m to	Total or	Margin
4th	12	<b>My Wee Man (9)</b>	<b>1800m</b>	<b>1600m</b>	<b>1400m</b>	<b>1200m</b>	<b>1000m</b>	<b>800m</b>	<b>600m</b>	<b>400m</b>	<b>200m</b>	<b>WP</b>	<b>Average</b>	
		Position in running (margin)	-	7(8.0)	6(8.6)	4(3.3)	1(0.0)	1(0.0)	1(0.0)	1(0.0)	1(0.0)	1(0.0)		2.00
		Sectional time (s)	11.53	15.31	15.18	14.31	15.19	15.62	15.65	15.36	14.72	14.22		
		Cumulative time (s)	147.09	135.56	120.25	105.07	90.76	75.57	59.95	44.30	28.94	14.22	2:27.09	
		Speed (m/s)	13.01	13.06	13.18	13.98	13.17	12.80	12.78	13.02	13.59	14.06	13.26	
		Stride length (m)	6.01	5.72	5.79	6.48	5.97	5.72	5.69	5.72	5.89	6.10	5.90	
		Stride duration (s)	0.444	0.438	0.439	0.463	0.453	0.447	0.445	0.440	0.434	0.434	0.445	
		Stride efficiency (%)	56.49	51.09	52.35	65.60	55.66	51.21	50.64	51.16	54.23	58.16	54.36	
		Stride count	24.95	34.98	34.55	30.87	33.51	34.94	35.13	34.96	33.95	32.78	330.62	

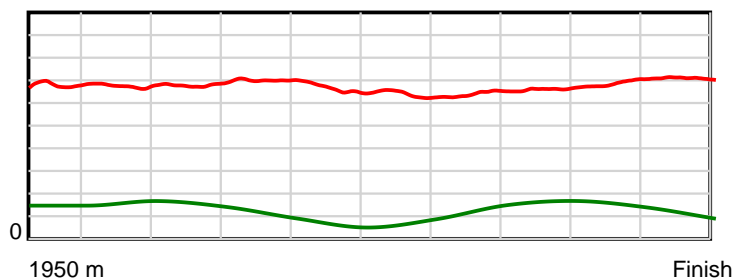
10 m Stride length



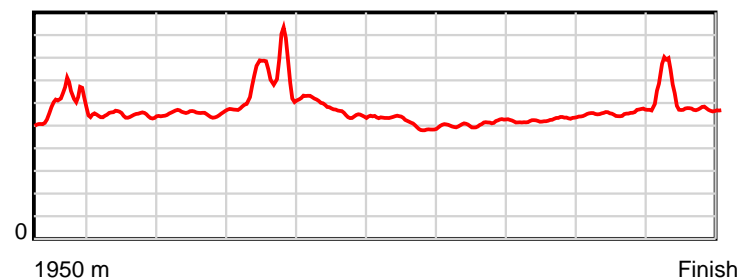
0.6 s Stride duration



20 m/sec Speed



100 % Stride efficiency



Note: Horizontal distance axis grid lines are 200m furlongs.

## Disclaimer.

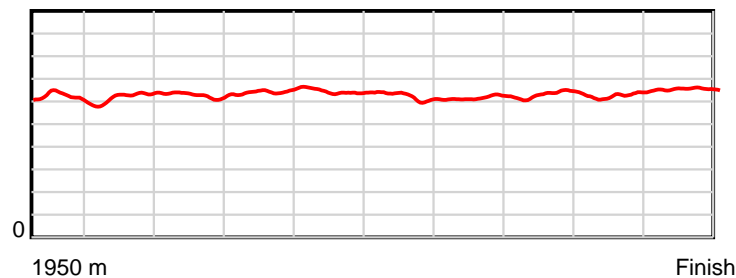
HRNZ and NZMTC and Thoroughbred Ratings Pty Ltd accepts no responsibility for the completeness or accuracy of any of the information contained herein, and makes no representations about its suitability for any particular purpose. Users should make their own judgements about those matters and/or seek independent advice. You assume all risks associated with use of the data provided on this page.

# Race Results

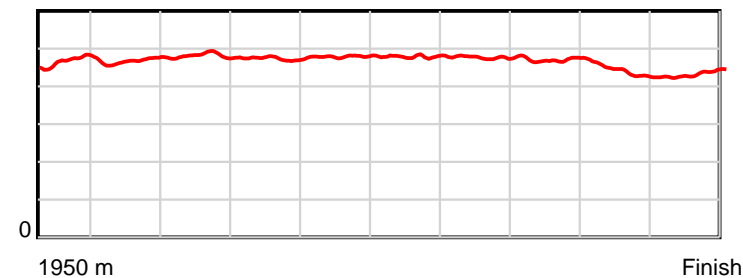
September 01, 2017, Race 10, YALDHURST HOTEL MOBILE PACE, Distance 1950m, Addington - Survey 1950m

Result	TAB no.	Horse (Barrier)	1950 to	1800m to	1600m to	1400m to	1200m to	1000m to	800m to	600m to	400m to	200m to	Total or	Margin
5th	13	<b>Reaza Grunter (10)</b>	<b>1800m</b>	<b>1600m</b>	<b>1400m</b>	<b>1200m</b>	<b>1000m</b>	<b>800m</b>	<b>600m</b>	<b>400m</b>	<b>200m</b>	<b>WP</b>	<b>Average</b>	
		Position in running (margin)	-	8(9.1)	8(11.3)	8(8.9)	8(8.4)	8(8.1)	8(9.2)	8(8.0)	8(7.5)	7(5.3)		2.30
		Sectional time (s)	11.75	15.58	15.67	14.77	15.15	15.81	15.44	15.27	14.37	13.33		
		Cumulative time (s)	147.14	135.39	119.81	104.14	89.37	74.22	58.41	42.97	27.70	13.33	2:27.14	
		Speed (m/s)	12.76	12.84	12.76	13.54	13.20	12.65	12.95	13.10	13.92	15.00	13.25	
		Stride length (m)	6.22	6.00	6.14	6.41	6.32	6.05	6.18	6.16	6.10	6.52	6.21	
		Stride duration (s)	0.468	0.468	0.481	0.474	0.479	0.478	0.477	0.470	0.438	0.435	0.468	
		Stride efficiency (%)	60.52	56.30	58.88	64.25	62.48	57.23	59.67	59.24	58.18	66.48	60.20	
		Stride count	24.10	33.32	32.58	31.19	31.63	33.05	32.37	32.48	32.78	30.66	314.16	

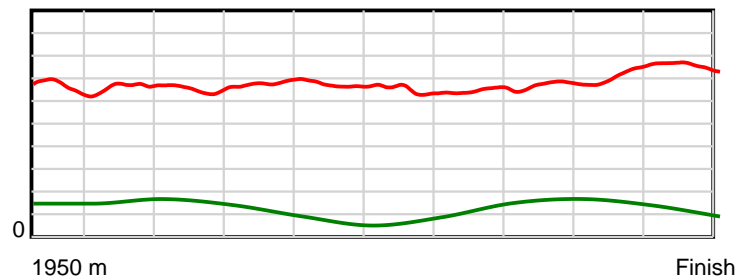
10 m Stride length



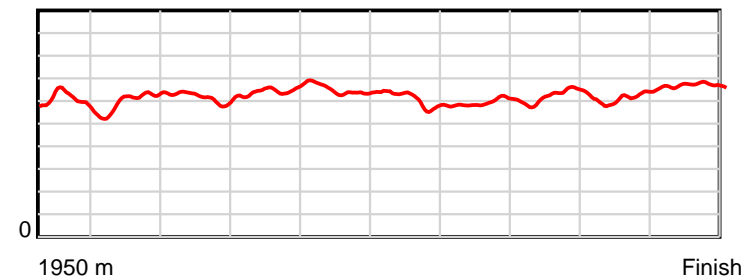
0.6 s Stride duration



20 m/sec Speed



100 % Stride efficiency



Note: Horizontal distance axis grid lines are 200m furlongs.

## Disclaimer.

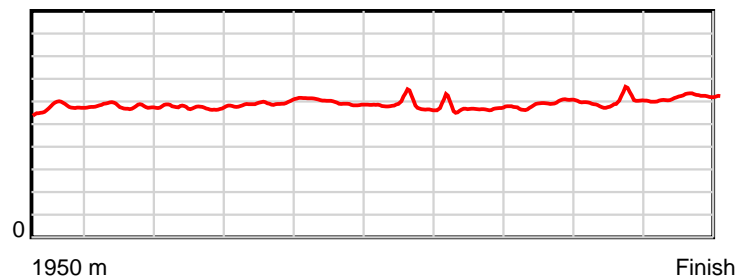
HRNZ and NZMTC and Thoroughbred Ratings Pty Ltd accepts no responsibility for the completeness or accuracy of any of the information contained herein, and makes no representations about its suitability for any particular purpose. Users should make their own judgements about those matters and/or seek independent advice. You assume all risks associated with use of the data provided on this page.

# Race Results

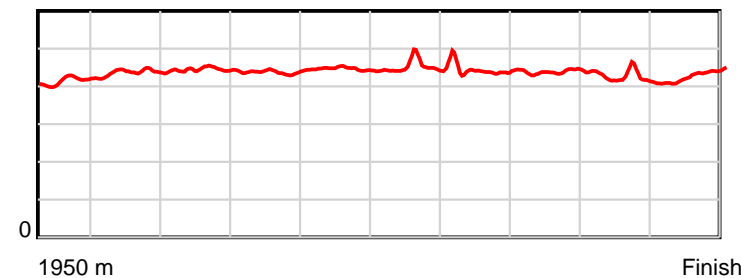
September 01, 2017, Race 10, YALDHURST HOTEL MOBILE PACE, Distance 1950m, Addington - Survey 1950m

Result	TAB no.	Horse (Barrier)	1950 to	1800m to	1600m to	1400m to	1200m to	1000m to	800m to	600m to	400m to	200m to	Total or	Margin
6th	11	<b>Eja Patron (8)</b>	<b>1800m</b>	<b>1600m</b>	<b>1400m</b>	<b>1200m</b>	<b>1000m</b>	<b>800m</b>	<b>600m</b>	<b>400m</b>	<b>200m</b>	<b>WP</b>	<b>Average</b>	
		Position in running (margin)	-	6(7.1)	7(9.4)	7(7.0)	7(6.7)	7(6.6)	7(7.1)	7(6.0)	6(5.7)	5(5.1)		4.80
		Sectional time (s)	11.41	15.60	15.66	14.81	15.18	15.70	15.47	15.31	14.62	13.85		
		Cumulative time (s)	147.61	136.20	120.60	104.94	90.13	74.95	59.25	43.78	28.47	13.85	2:27.61	
		Speed (m/s)	13.14	12.82	12.77	13.50	13.18	12.74	12.93	13.06	13.68	14.44	13.21	
		Stride length (m)	5.75	5.60	5.68	5.91	5.88	5.71	5.71	5.72	5.77	6.21	5.79	
		Stride duration (s)	0.415	0.436	0.445	0.437	0.446	0.448	0.442	0.438	0.422	0.430	0.438	
		Stride efficiency (%)	51.73	48.92	50.47	54.52	54.00	50.94	50.96	51.20	52.07	60.34	52.41	
		Stride count	26.07	35.75	35.19	33.86	34.02	35.03	35.02	34.94	34.65	32.18	336.71	

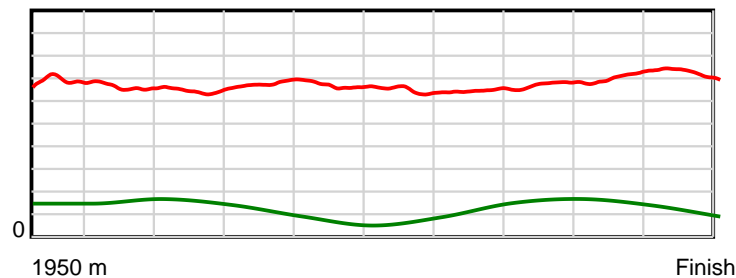
10 m Stride length



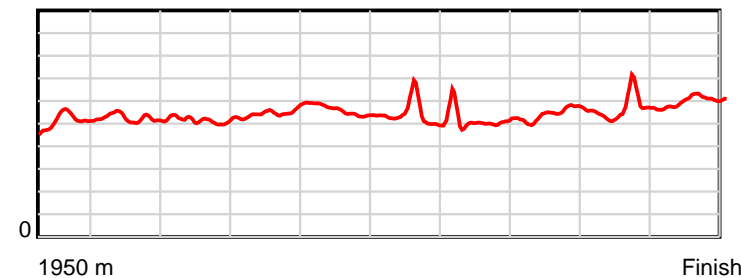
0.6 s Stride duration



20 m/sec Speed



100 % Stride efficiency



Note: Horizontal distance axis grid lines are 200m furlongs.

## Disclaimer.

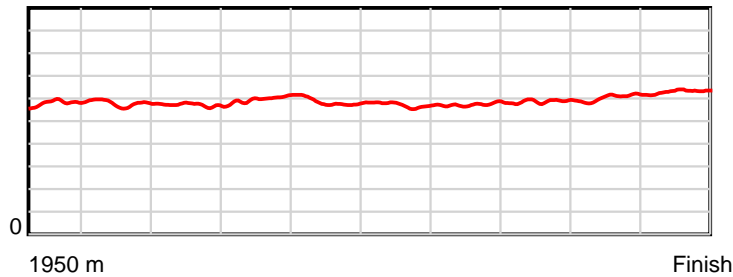
HRNZ and NZMTC and Thoroughbred Ratings Pty Ltd accepts no responsibility for the completeness or accuracy of any of the information contained herein, and makes no representations about its suitability for any particular purpose. Users should make their own judgements about those matters and/or seek independent advice. You assume all risks associated with use of the data provided on this page.

# Race Results

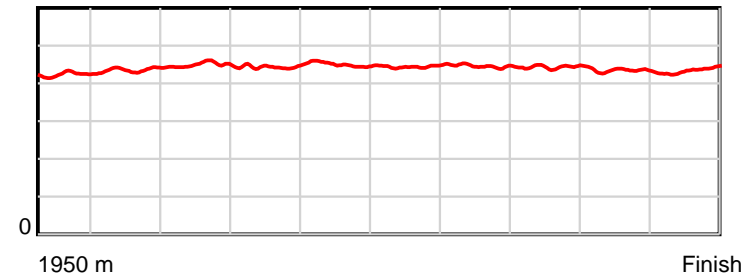
September 01, 2017, Race 10, YALDHURST HOTEL MOBILE PACE, Distance 1950m, Addington - Survey 1950m

Result	TAB no.	Horse (Barrier)	1950 to	1800m to	1600m to	1400m to	1200m to	1000m to	800m to	600m to	400m to	200m to	Total or	Margin
7th	1	<b>Gunpowder (1)</b>	<b>1800m</b>	<b>1600m</b>	<b>1400m</b>	<b>1200m</b>	<b>1000m</b>	<b>800m</b>	<b>600m</b>	<b>400m</b>	<b>200m</b>	<b>WP</b>	<b>Average</b>	
		Position in running (margin)	-	4(5.2)	3(5.3)	5(4.1)	6(4.5)	6(6.3)	6(6.0)	6(5.9)	7(5.8)	8(5.6)		5.30
		Sectional time (s)	11.01	15.23	15.86	14.92	15.49	15.58	15.62	15.36	14.68	13.94		
		Cumulative time (s)	147.69	136.68	121.45	105.59	90.67	75.18	59.60	43.98	28.62	13.94	2:27.69	
		Speed (m/s)	13.62	13.13	12.61	13.40	12.91	12.84	12.80	13.02	13.62	14.35	13.20	
		Stride length (m)	5.81	5.72	5.66	5.95	5.81	5.70	5.71	5.77	5.91	6.24	5.82	
		Stride duration (s)	0.423	0.436	0.449	0.444	0.450	0.444	0.446	0.443	0.434	0.435	0.441	
		Stride efficiency (%)	52.74	51.15	50.11	55.26	52.74	50.83	50.92	52.03	54.66	60.77	53.01	
		Stride count	25.82	34.96	35.32	33.63	34.43	35.07	35.03	34.66	33.82	32.07	334.81	

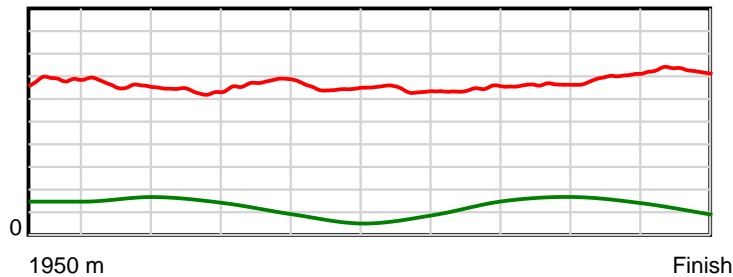
10 m Stride length



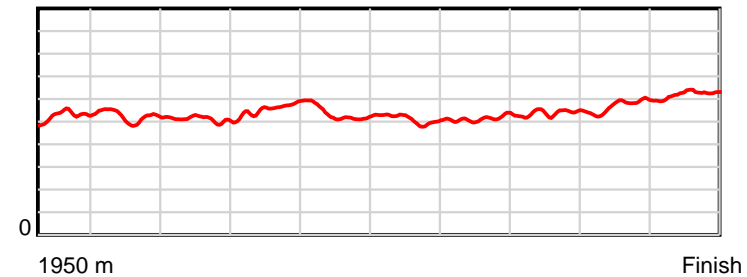
0.6 s Stride duration



20 m/sec Speed



100 % Stride efficiency



Note: Horizontal distance axis grid lines are 200m furlongs.

## Disclaimer.

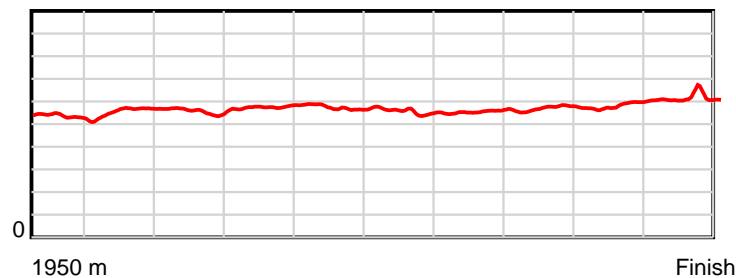
HRNZ and NZMTC and Thoroughbred Ratings Pty Ltd accepts no responsibility for the completeness or accuracy of any of the information contained herein, and makes no representations about its suitability for any particular purpose. Users should make their own judgements about those matters and/or seek independent advice. You assume all risks associated with use of the data provided on this page.

# Race Results

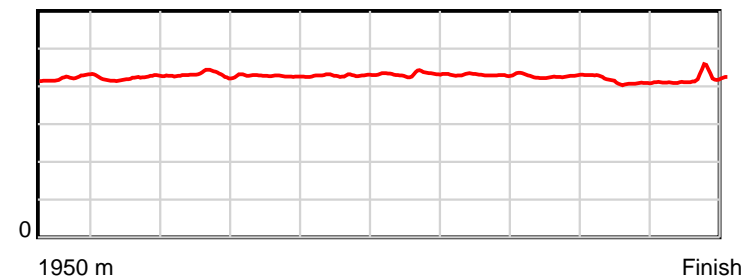
September 01, 2017, Race 10, YALDHURST HOTEL MOBILE PACE, Distance 1950m, Addington - Survey 1950m

Result	TAB no.	Horse (Barrier)	1950 to	1800m to	1600m to	1400m to	1200m to	1000m to	800m to	600m to	400m to	200m to	Total or	Margin
8th	6	<b>Clasina Maria (6)</b>	<b>1800m</b>	<b>1600m</b>	<b>1400m</b>	<b>1200m</b>	<b>1000m</b>	<b>800m</b>	<b>600m</b>	<b>400m</b>	<b>200m</b>	<b>WP</b>	<b>Average</b>	
		Position in running (margin)	-	9(10.6)	9(13.0)	9(10.5)	10(10.5)	9(10.3)	10(10.5)	9(9.5)	9(9.1)	9(7.2)		5.70
		Sectional time (s)	11.97	15.60	15.67	14.84	15.17	15.65	15.48	15.28	14.40	13.70		
		Cumulative time (s)	147.76	135.79	120.19	104.52	89.68	74.51	58.86	43.38	28.10	13.70	2:27.76	
		Speed (m/s)	12.53	12.82	12.76	13.48	13.18	12.78	12.92	13.09	13.89	14.60	13.20	
		Stride length (m)	5.37	5.41	5.50	5.76	5.65	5.53	5.56	5.59	5.73	6.12	5.62	
		Stride duration (s)	0.423	0.422	0.431	0.428	0.429	0.433	0.430	0.427	0.413	0.419	0.426	
		Stride efficiency (%)	45.12	45.81	47.29	51.93	49.88	47.81	48.34	48.77	51.29	58.50	49.40	
		Stride count	27.92	36.94	36.36	34.69	35.40	36.16	35.96	35.80	34.91	32.69	346.83	

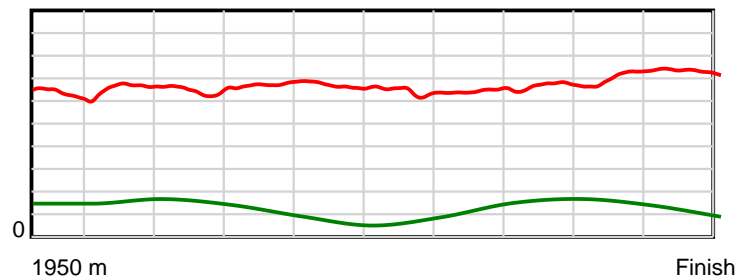
10 m Stride length



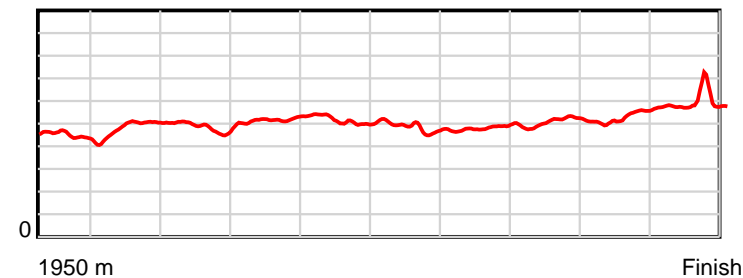
0.6 s Stride duration



20 m/sec Speed



100 % Stride efficiency



Note: Horizontal distance axis grid lines are 200m furlongs.

## Disclaimer.

HRNZ and NZMTC and Thoroughbred Ratings Pty Ltd accepts no responsibility for the completeness or accuracy of any of the information contained herein, and makes no representations about its suitability for any particular purpose. Users should make their own judgements about those matters and/or seek independent advice. You assume all risks associated with use of the data provided on this page.

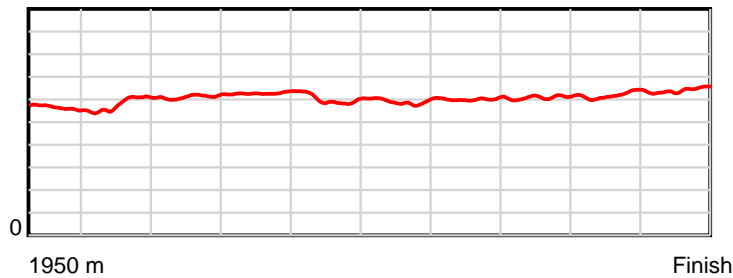


# Race Results

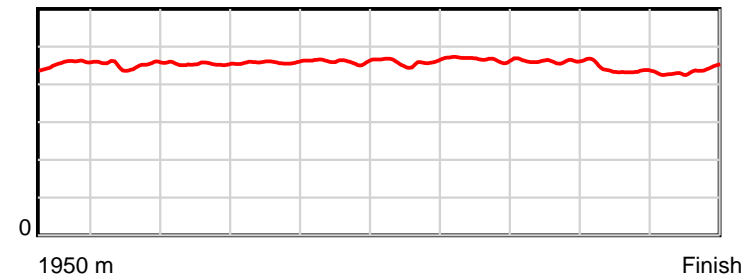
September 01, 2017, Race 10, YALDHURST HOTEL MOBILE PACE, Distance 1950m, Addington - Survey 1950m

Result	TAB no.	Horse (Barrier)	1950 to	1800m to	1600m to	1400m to	1200m to	1000m to	800m to	600m to	400m to	200m to	Total or	Margin
9th	8	<b>Highland Reign (7)</b>	<b>1800m</b>	<b>1600m</b>	<b>1400m</b>	<b>1200m</b>	<b>1000m</b>	<b>800m</b>	<b>600m</b>	<b>400m</b>	<b>200m</b>	<b>WP</b>	<b>Average</b>	
		Position in running (margin)	-	10(12.7)	10(17.4)	10(10.6)	9(9.2)	10(10.6)	9(10.2)	10(9.6)	10(9.4)	10(7.3)		6.00
		Sectional time (s)	12.43	15.99	14.94	14.63	15.42	15.56	15.54	15.34	14.37	13.61		
		Cumulative time (s)	147.83	135.40	119.41	104.47	89.84	74.42	58.86	43.32	27.98	13.61	2:27.83	
		Speed (m/s)	12.07	12.51	13.39	13.67	12.97	12.85	12.87	13.04	13.92	14.70	13.19	
		Stride length (m)	5.62	5.66	6.08	6.27	5.98	5.90	6.01	6.02	6.11	6.41	6.01	
		Stride duration (s)	0.456	0.452	0.454	0.458	0.461	0.459	0.467	0.462	0.439	0.436	0.455	
		Stride efficiency (%)	49.41	49.98	57.73	61.36	55.85	54.39	56.36	56.62	58.31	64.24	56.37	
		Stride count	26.67	35.36	32.90	31.92	33.46	33.90	33.30	33.23	32.74	31.19	324.67	

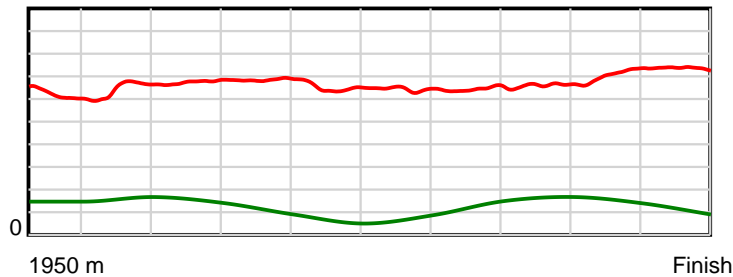
10 m Stride length



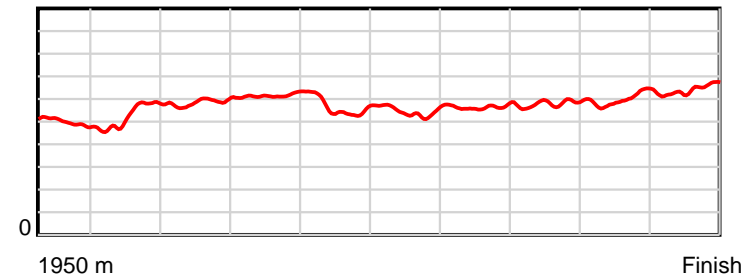
0.6 s Stride duration



20 m/sec Speed



100 % Stride efficiency



Note: Horizontal distance axis grid lines are 200m furlongs.

## Disclaimer.

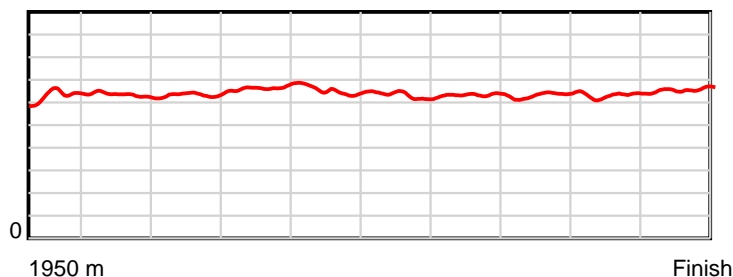
HRNZ and NZMTC and Thoroughbred Ratings Pty Ltd accepts no responsibility for the completeness or accuracy of any of the information contained herein, and makes no representations about its suitability for any particular purpose. Users should make their own judgements about those matters and/or seek independent advice. You assume all risks associated with use of the data provided on this page.

# Race Results

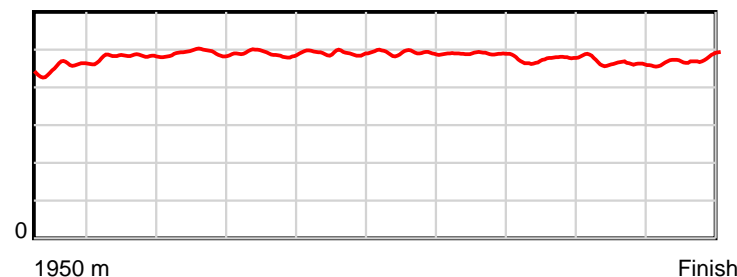
September 01, 2017, Race 10, YALDHURST HOTEL MOBILE PACE, Distance 1950m, Addington - Survey 1950m

Result	TAB no.	Horse (Barrier)	1950 to	1800m to	1600m to	1400m to	1200m to	1000m to	800m to	600m to	400m to	200m to	Total or	Margin
10th	2	<b>Martin John (2)</b>	<b>1800m</b>	<b>1600m</b>	<b>1400m</b>	<b>1200m</b>	<b>1000m</b>	<b>800m</b>	<b>600m</b>	<b>400m</b>	<b>200m</b>	<b>WP</b>	<b>Average</b>	
		Position in running (margin)	-	3(4.6)	5(6.7)	6(4.9)	5(4.2)	5(4.6)	5(4.9)	5(4.0)	4(3.6)	6(5.2)		8.00
		Sectional time (s)	10.98	15.55	15.77	14.74	15.25	15.68	15.50	15.30	14.98	14.45		
		Cumulative time (s)	148.20	137.22	121.67	105.90	91.16	75.91	60.23	44.73	29.43	14.45	2:28.20	
		Speed (m/s)	13.66	12.86	12.68	13.57	13.11	12.76	12.90	13.07	13.35	13.84	13.16	
		Stride length (m)	6.30	6.19	6.23	6.64	6.44	6.27	6.31	6.21	6.18	6.59	6.33	
		Stride duration (s)	0.454	0.481	0.491	0.490	0.491	0.492	0.489	0.475	0.463	0.476	0.481	
		Stride efficiency (%)	61.95	59.88	60.72	68.95	64.79	61.49	62.23	60.23	59.74	67.81	62.69	
		Stride count	23.82	32.31	32.09	30.11	31.06	31.88	31.69	32.21	32.35	30.36	307.88	

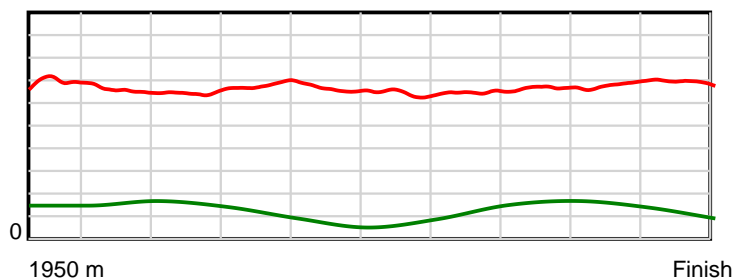
10 m Stride length



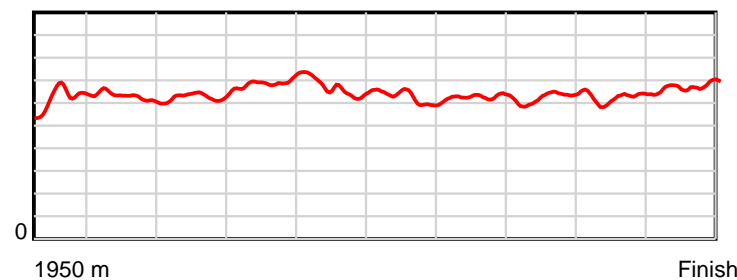
0.6 s Stride duration



20 m/sec Speed



100 % Stride efficiency



Note: Horizontal distance axis grid lines are 200m furlongs.

## Disclaimer.

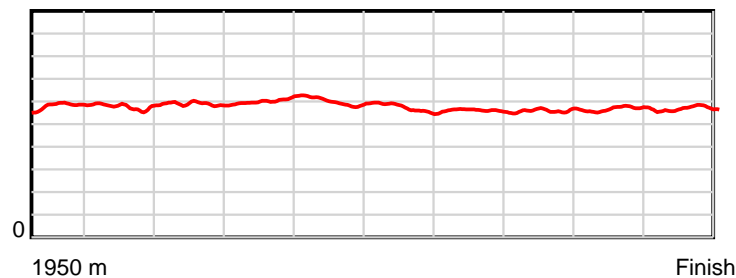
HRNZ and NZMTC and Thoroughbred Ratings Pty Ltd accepts no responsibility for the completeness or accuracy of any of the information contained herein, and makes no representations about its suitability for any particular purpose. Users should make their own judgements about those matters and/or seek independent advice. You assume all risks associated with use of the data provided on this page.

# Race Results

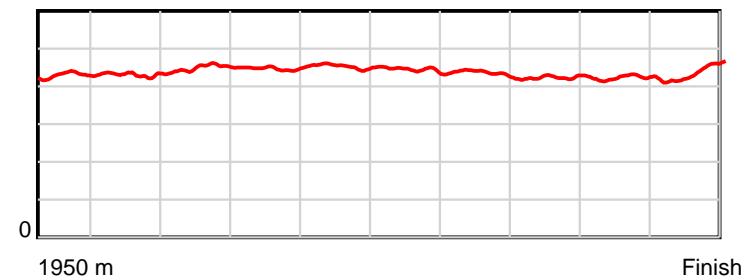
September 01, 2017, Race 10, YALDHURST HOTEL MOBILE PACE, Distance 1950m, Addington - Survey 1950m

Result	TAB no.	Horse (Barrier)	1950 to	1800m to	1600m to	1400m to	1200m to	1000m to	800m to	600m to	400m to	200m to	Total or	Margin
12th	3	<b>Franco Saxon (3)</b>	<b>1800m</b>	<b>1600m</b>	<b>1400m</b>	<b>1200m</b>	<b>1000m</b>	<b>800m</b>	<b>600m</b>	<b>400m</b>	<b>200m</b>	<b>WP</b>	<b>Average</b>	
		Position in running (margin)	-	5(5.6)	4(6.1)	3(2.7)	4(2.3)	3(2.4)	3(3.0)	2(1.6)	2(1.6)	4(4.2)		12.50
		Sectional time (s)	11.25	15.30	15.52	14.78	15.22	15.71	15.42	15.35	15.15	15.34		
		Cumulative time (s)	149.04	137.79	122.49	106.97	92.19	76.97	61.26	45.84	30.49	15.34	2:29.04	
		Speed (m/s)	13.33	13.07	12.89	13.53	13.14	12.73	12.97	13.03	13.20	13.04	13.08	
		Stride length (m)	5.86	5.63	5.79	6.05	5.95	5.65	5.65	5.51	5.57	5.71	5.73	
		Stride duration (s)	0.430	0.430	0.449	0.447	0.452	0.444	0.435	0.423	0.422	0.438	0.438	
		Stride efficiency (%)	53.71	49.46	52.39	57.18	55.26	49.84	49.81	47.52	48.51	51.03	51.29	
		Stride count	25.59	35.55	34.54	33.06	33.63	35.41	35.42	36.27	35.90	35.00	340.37	

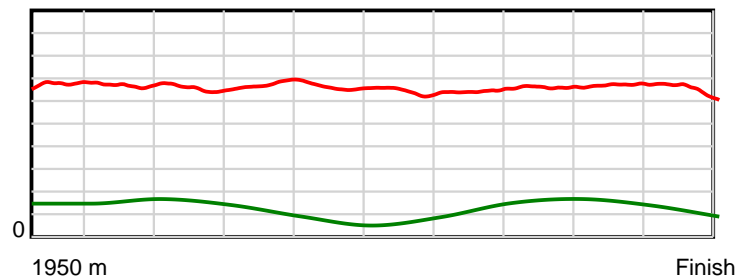
10 m Stride length



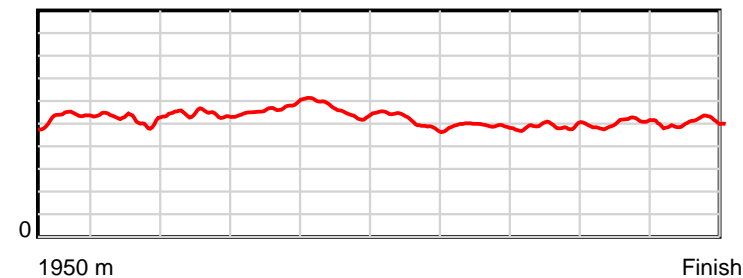
0.6 s Stride duration



20 m/sec Speed



100 % Stride efficiency



Note: Horizontal distance axis grid lines are 200m furlongs.

## Disclaimer.

HRNZ and NZMTC and Thoroughbred Ratings Pty Ltd accepts no responsibility for the completeness or accuracy of any of the information contained herein, and makes no representations about its suitability for any particular purpose. Users should make their own judgements about those matters and/or seek independent advice. You assume all risks associated with use of the data provided on this page.