



Race Results

NZ Metropolitan Trotting Club Inc, HRNZ, September 01, 2017

Compilation date: September 8, 2017, 4:35:56 PM (NZST)

Copyright © 2017 HRNZ and NZMTC. All rights reserved.

Trademarks.

StrideMASTER is a registered trademark of Thoroughbred Ratings Pty Ltd.

Disclaimer.

HRNZ and NZMTC and Thoroughbred Ratings Pty Ltd accepts no responsibility for the completeness or accuracy of any of the information contained herein, and makes no representations about its suitability for any particular purpose. Users should make their own judgements about those matters and/or seek independent advice. You assume all risks associated with use of the data provided on this page.



Race Results



September 01, 2017, Race 4, CANTERBURY STANDARD BRED BREEDERS ASSOCIATION PACE, Distance 2600m, Addington - Survey 3200m

Result	TAB no.	Horse (Barrier)	2600 to	2400m to
2nd	4	Ranfurly Ruiz (3)	2400m	2200m
		Position in running (margin)	-	1(0.0)
		Sectional time (s)	17.06	15.10
		Cumulative time (s)	202.87	185.81
		Speed (m/s)	11.72	13.25
		Stride length (m)	5.53	6.11
		Stride duration (s)	0.450	0.462
		Stride efficiency (%)	47.74	58.40
		Stride count	36.18	32.72

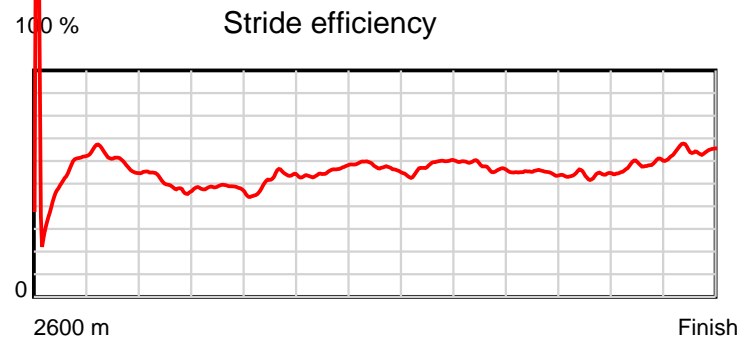
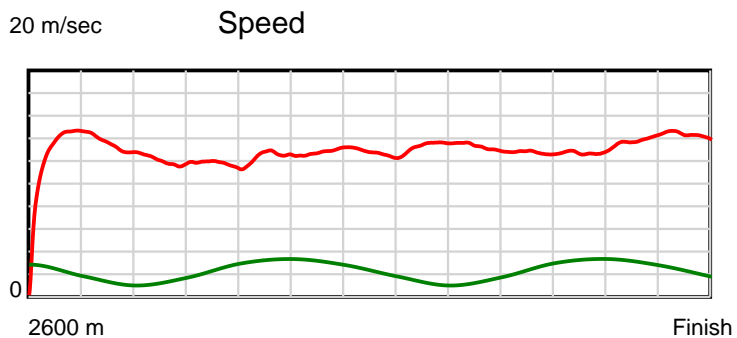
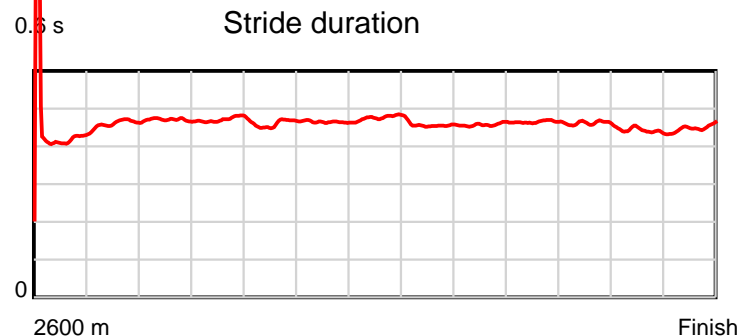
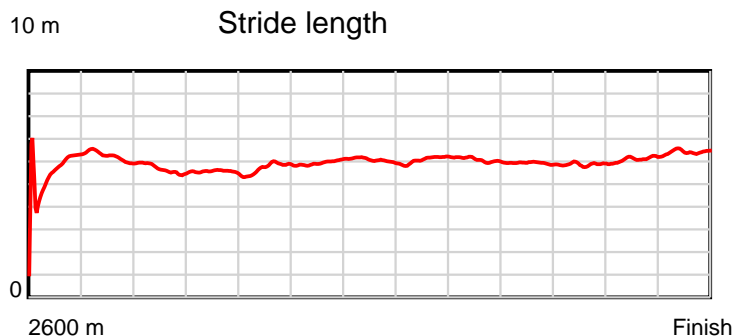
Disclaimer.

HRNZ and NZMTC and Thoroughbred Ratings Pty Ltd accepts no responsibility for the completeness or accuracy of any of the information contained herein, and makes no representations about its suitability for any particular purpose. Users should make their own judgements about those matters and/or seek independent advice. You assume all risks associated with use of the data provided on this page.

Race Results

September 01, 2017, Race 4, CANTERBURY STANDARDBRED BREEDERS ASSOCIATION PACE, Distance 2600m, Addington - Survey 3200m

Result	TAB no.	Horse (Barrier)	2200m to	2000m to	1800m to	1600m to	1400m to	1200m to	1000m to	800m to	600m to	400m to	200m to	Total or	Margin
2nd	4	Ranfurly Ruiz (3)	2000m	1800m	1600m	1400m	1200m	1000m	800m	600m	400m	200m	WP	Average	
		Position in running (margin)	1(0.0)	2(0.1)	2(2.9)	2(2.2)	2(1.3)	3(2.0)	4(2.7)	3(2.1)	4(3.4)	2(2.7)	2(1.0)		2.10
		Sectional time (s)	16.60	16.98	16.06	15.64	15.62	14.95	15.02	15.59	15.65	14.69	13.91		
		Cumulative time (s)	170.71	154.11	137.13	121.07	105.43	89.81	74.86	59.84	44.25	28.60	13.91	3:22.87	
		Speed (m/s)	12.05	11.78	12.45	12.79	12.80	13.38	13.32	12.83	12.78	13.61	14.38	12.82	
		Stride length (m)	5.67	5.56	5.73	5.95	6.10	6.09	6.10	5.97	5.89	6.01	6.48	5.93	
		Stride duration (s)	0.471	0.472	0.460	0.465	0.477	0.455	0.458	0.465	0.461	0.442	0.451	0.462	
		Stride efficiency (%)	50.22	48.24	51.36	55.26	58.17	58.02	58.14	55.68	54.23	56.50	65.66	54.90	
		Stride count	35.28	36.00	34.88	33.63	32.78	32.82	32.79	33.51	33.95	33.26	30.85	438.65	



Note: Horizontal distance axis grid lines are 200m furlongs.

Disclaimer.

HRNZ and NZMTC and Thoroughbred Ratings Pty Ltd accepts no responsibility for the completeness or accuracy of any of the information contained herein, and makes no representations about its suitability for any particular purpose. Users should make their own judgements about those matters and/or seek independent advice. You assume all risks associated with use of the data provided on this page.



Race Results



September 01, 2017, Race 4, CANTERBURY STANDARD BRED BREEDERS ASSOCIATION PACE, Distance 2600m, Addington - Survey 3200m

Result	TAB no.	Horse (Barrier)	2600 to	2400m to
3rd	12	Take After Me (9)	2400m	2200m
		Position in running (margin)	-	7(14.4)
		Sectional time (s)	19.52	15.16
		Cumulative time (s)	203.16	183.64
		Speed (m/s)	10.25	13.19
		Stride length (m)	4.98	5.69
		Stride duration (s)	0.417	0.431
		Stride efficiency (%)	38.82	50.52
		Stride count	40.13	35.18

Disclaimer.

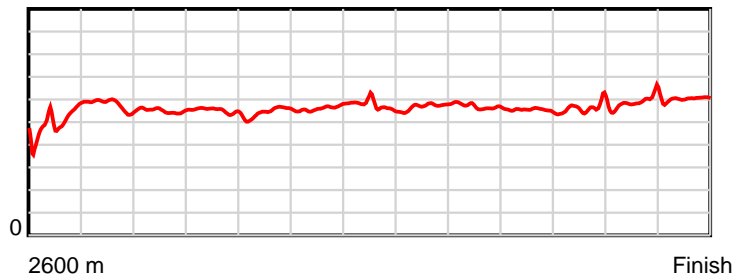
HRNZ and NZMTC and Thoroughbred Ratings Pty Ltd accepts no responsibility for the completeness or accuracy of any of the information contained herein, and makes no representations about its suitability for any particular purpose. Users should make their own judgements about those matters and/or seek independent advice. You assume all risks associated with use of the data provided on this page.

Race Results

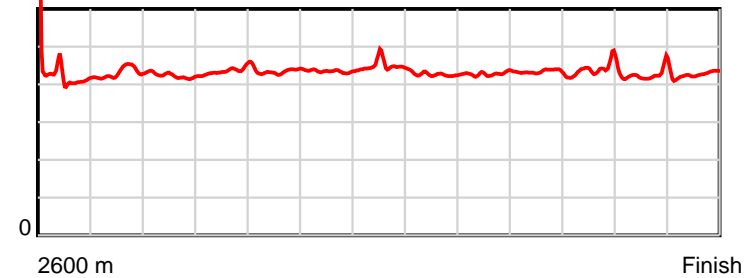
September 01, 2017, Race 4, CANTERBURY STANDARDBRED BREEDERS ASSOCIATION PACE, Distance 2600m, Addington - Survey 3200m

Result	TAB no.	Horse (Barrier)	2200m to	2000m to	1800m to	1600m to	1400m to	1200m to	1000m to	800m to	600m to	400m to	200m to	Total or	Margin
3rd	12	Take After Me (9)	2000m	1800m	1600m	1400m	1200m	1000m	800m	600m	400m	200m	WP	Average	
		Position in running (margin)	7(14.8)	6(8.5)	4(4.8)	3(4.1)	4(2.8)	6(3.6)	5(3.9)	6(3.9)	7(5.8)	6(5.3)	3(1.4)		3.60
		Sectional time (s)	15.54	15.90	16.06	15.58	15.63	14.89	15.10	15.68	15.71	14.33	14.06		
		Cumulative time (s)	168.48	152.94	137.04	120.98	105.40	89.77	74.88	59.78	44.10	28.39	14.06	3:23.16	
		Speed (m/s)	12.87	12.58	12.45	12.84	12.80	13.43	13.25	12.76	12.73	13.96	14.22	12.80	
		Stride length (m)	5.44	5.49	5.41	5.58	5.73	5.72	5.67	5.53	5.59	5.91	6.06	5.59	
		Stride duration (s)	0.423	0.437	0.434	0.435	0.447	0.426	0.428	0.433	0.439	0.423	0.426	0.437	
		Stride efficiency (%)	46.32	47.10	45.70	48.62	51.23	51.21	50.25	47.70	48.80	54.53	57.42	48.79	
		Stride count	36.74	36.43	36.98	35.86	34.93	34.94	35.27	36.20	35.79	33.86	32.99	465.30	

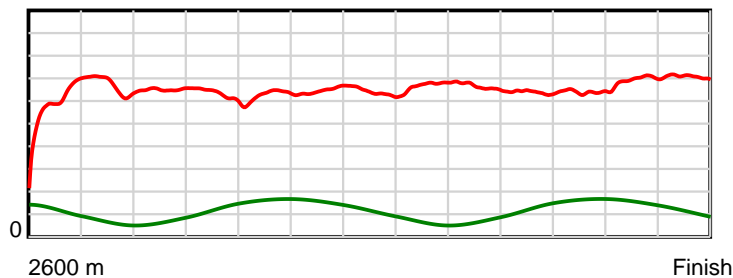
10 m Stride length



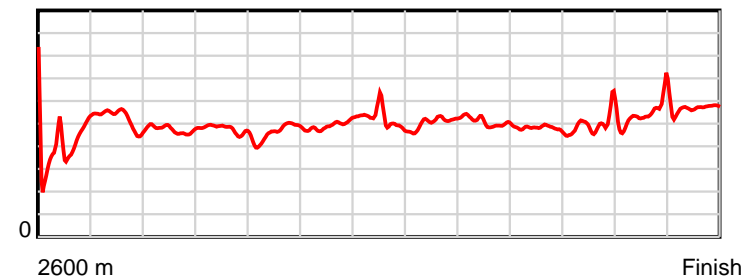
0.6 s Stride duration



20 m/sec Speed



100 % Stride efficiency



Note: Horizontal distance axis grid lines are 200m furlongs.

Disclaimer.

HRNZ and NZMTC and Thoroughbred Ratings Pty Ltd accepts no responsibility for the completeness or accuracy of any of the information contained herein, and makes no representations about its suitability for any particular purpose. Users should make their own judgements about those matters and/or seek independent advice. You assume all risks associated with use of the data provided on this page.



Race Results



September 01, 2017, Race 4, CANTERBURY STANDARDBRED BREEDERS ASSOCIATION PACE, Distance 2600m, Addington - Survey 3200m

Result	TAB no.	Horse (Barrier)	2600 to	2400m to
4th	11	She'sa Tricky ... (8)	2400m	2200m
		Position in running (margin)	-	5(8.0)
		Sectional time (s)	18.27	15.50
		Cumulative time (s)	203.20	184.93
		Speed (m/s)	10.95	12.90
		Stride length (m)	5.40	6.12
		Stride duration (s)	0.467	0.474
		Stride efficiency (%)	45.55	58.57
		Stride count	37.05	32.67

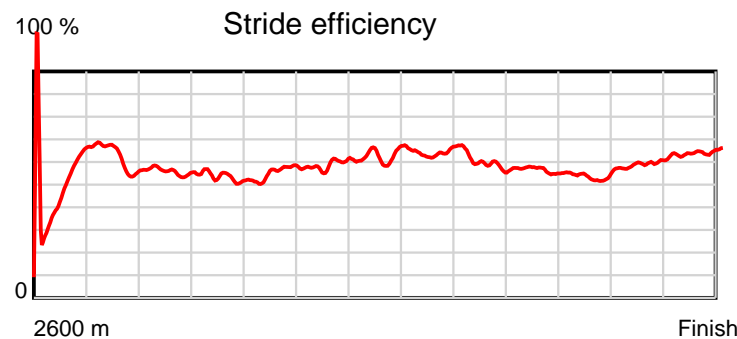
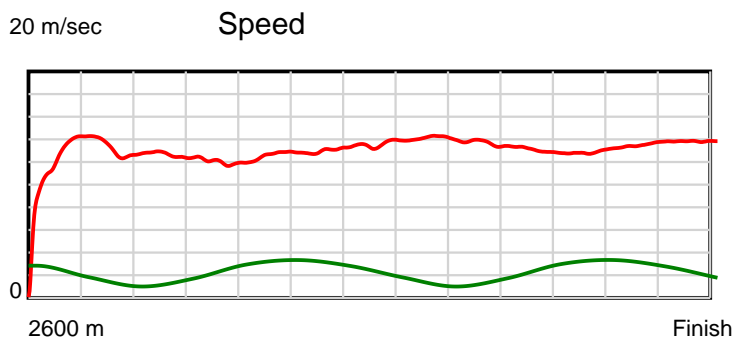
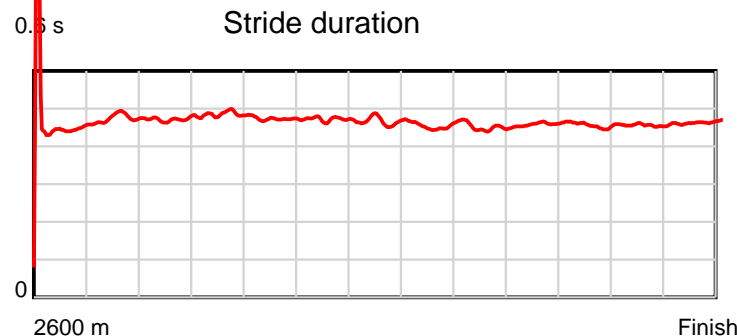
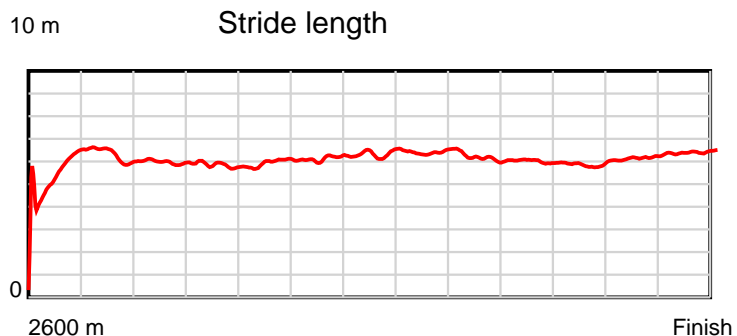
Disclaimer.

HRNZ and NZMTC and Thoroughbred Ratings Pty Ltd accepts no responsibility for the completeness or accuracy of any of the information contained herein, and makes no representations about its suitability for any particular purpose. Users should make their own judgements about those matters and/or seek independent advice. You assume all risks associated with use of the data provided on this page.

Race Results

September 01, 2017, Race 4, CANTERBURY STANDARDBRED BREEDERS ASSOCIATION PACE, Distance 2600m, Addington - Survey 3200m

Result	TAB no.	Horse (Barrier)	2200m to	2000m to	1800m to	1600m to	1400m to	1200m to	1000m to	800m to	600m to	400m to	200m to	Total or	Margin
4th	11	She'sa Tricky ... (8)	2000m	1800m	1600m	1400m	1200m	1000m	800m	600m	400m	200m	WP	Average	
		Position in running (margin)	5(10.4)	5(7.3)	7(7.8)	7(8.1)	8(7.3)	4(2.3)	2(1.0)	2(0.4)	1(0.0)	1(0.0)	1(0.0)		3.90
		Sectional time (s)	16.08	16.60	16.21	15.68	14.68	14.62	14.99	15.31	15.78	14.97	14.51		
		Cumulative time (s)	169.43	153.35	136.75	120.54	104.86	90.18	75.56	60.57	45.26	29.48	14.51	3:23.20	
		Speed (m/s)	12.44	12.05	12.34	12.76	13.62	13.68	13.34	13.06	12.67	13.36	13.78	12.80	
		Stride length (m)	5.87	5.84	5.83	6.02	6.36	6.22	6.00	6.00	5.78	6.09	6.38	5.98	
		Stride duration (s)	0.472	0.485	0.472	0.472	0.467	0.455	0.450	0.459	0.456	0.456	0.463	0.468	
		Stride efficiency (%)	53.85	53.28	53.11	56.64	63.26	60.55	56.27	56.29	52.15	58.03	63.54	55.93	
		Stride count	34.07	34.25	34.31	33.22	31.43	32.13	33.33	33.32	34.62	32.82	31.36	434.58	



Note: Horizontal distance axis grid lines are 200m furlongs.

Disclaimer.

HRNZ and NZMTC and Thoroughbred Ratings Pty Ltd accepts no responsibility for the completeness or accuracy of any of the information contained herein, and makes no representations about its suitability for any particular purpose. Users should make their own judgements about those matters and/or seek independent advice. You assume all risks associated with use of the data provided on this page.



Race Results



September 01, 2017, Race 4, CANTERBURY STANDARD BRED BREEDERS ASSOCIATION PACE, Distance 2600m, Addington - Survey 3200m

Result	TAB no.	Horse (Barrier)	2600 to	2400m to
6th	7	Black Art (4)	2400m	2200m
		Position in running (margin)	-	6(11.3)
		Sectional time (s)	18.89	15.32
		Cumulative time (s)	203.38	184.49
		Speed (m/s)	10.59	13.05
		Stride length (m)	5.00	5.65
		Stride duration (s)	0.445	0.433
		Stride efficiency (%)	39.05	49.91
		Stride count	40.01	35.39

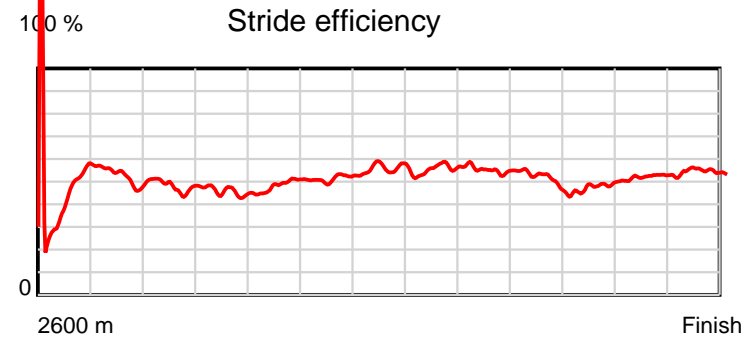
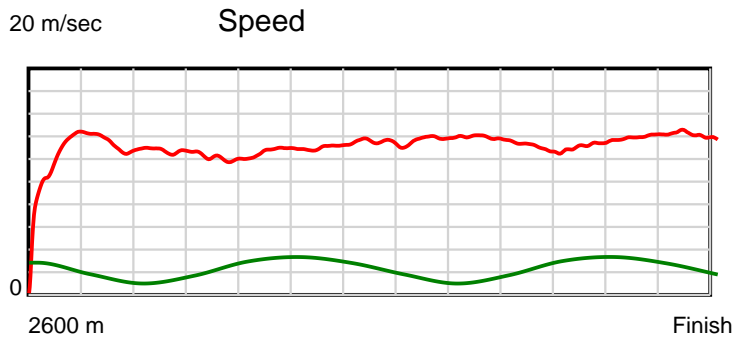
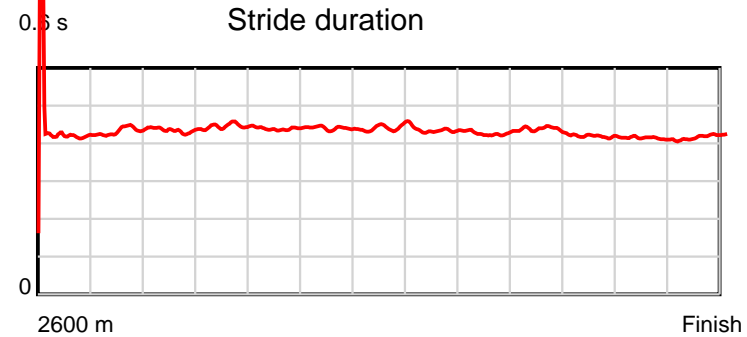
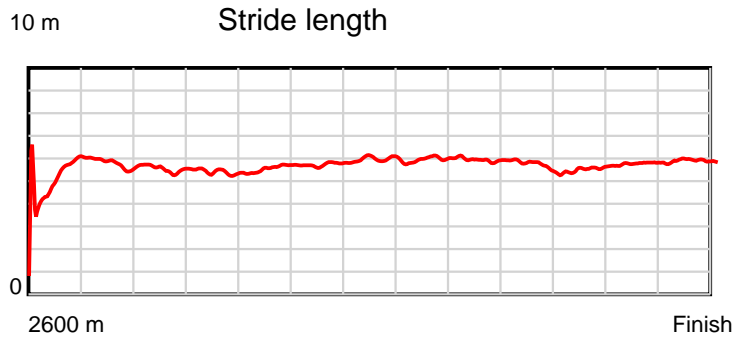
Disclaimer.

HRNZ and NZMTC and Thoroughbred Ratings Pty Ltd accepts no responsibility for the completeness or accuracy of any of the information contained herein, and makes no representations about its suitability for any particular purpose. Users should make their own judgements about those matters and/or seek independent advice. You assume all risks associated with use of the data provided on this page.

Race Results

September 01, 2017, Race 4, CANTERBURY STANDARDBRED BREEDERS ASSOCIATION PACE, Distance 2600m, Addington - Survey 3200m

Result	TAB no.	Horse (Barrier)	2200m to	2000m to	1800m to	1600m to	1400m to	1200m to	1000m to	800m to	600m to	400m to	200m to	Total or	Margin
6th	7	Black Art (4)	2000m	1800m	1600m	1400m	1200m	1000m	800m	600m	400m	200m	WP	Average	
		Position in running (margin)	6(12.6)	7(9.4)	8(9.9)	9(9.8)	9(9.5)	8(6.0)	8(6.2)	7(4.3)	5(4.7)	3(4.1)	4(2.5)		4.90
		Sectional time (s)	16.05	16.60	16.15	15.76	14.92	14.87	14.79	15.44	15.68	14.70	14.21		
		Cumulative time (s)	169.17	153.12	136.52	120.37	104.61	89.69	74.82	60.03	44.59	28.91	14.21	3:23.38	
		Speed (m/s)	12.46	12.05	12.38	12.69	13.40	13.45	13.52	12.95	12.76	13.61	14.07	12.78	
		Stride length (m)	5.42	5.37	5.43	5.59	5.93	5.83	5.77	5.65	5.34	5.61	5.89	5.56	
		Stride duration (s)	0.435	0.446	0.439	0.440	0.443	0.433	0.427	0.436	0.419	0.412	0.419	0.435	
		Stride efficiency (%)	45.83	45.05	46.16	48.77	55.01	53.05	52.02	49.86	44.52	49.20	54.27	48.37	
		Stride count	36.93	37.25	36.80	35.80	33.71	34.33	34.66	35.41	37.47	35.64	33.94	467.34	



Note: Horizontal distance axis grid lines are 200m furlongs.

Disclaimer.

HRNZ and NZMTC and Thoroughbred Ratings Pty Ltd accepts no responsibility for the completeness or accuracy of any of the information contained herein, and makes no representations about its suitability for any particular purpose. Users should make their own judgements about those matters and/or seek independent advice. You assume all risks associated with use of the data provided on this page.



Race Results



September 01, 2017, Race 4, CANTERBURY STANDARD BRED BREEDERS ASSOCIATION PACE, Distance 2600m, Addington - Survey 3200m

Result	TAB no.	Horse (Barrier)	2600 to	2400m to
7th	8	OK I'm Bad (5)	2400m	2200m
		Position in running (margin)	-	3(5.6)
		Sectional time (s)	17.85	15.44
		Cumulative time (s)	203.64	185.79
		Speed (m/s)	11.21	12.95
		Stride length (m)	5.49	5.88
		Stride duration (s)	0.452	0.454
		Stride efficiency (%)	47.13	54.08
		Stride count	36.42	34.00

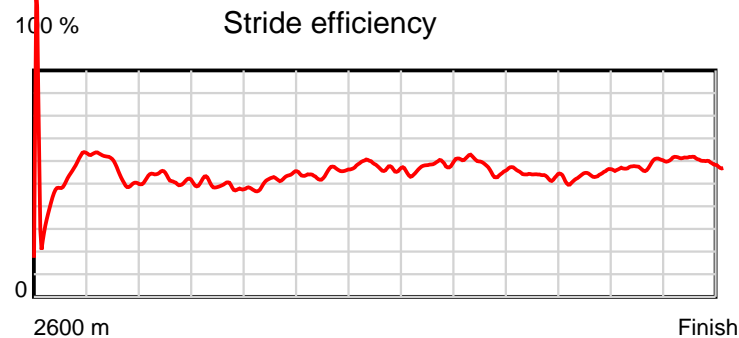
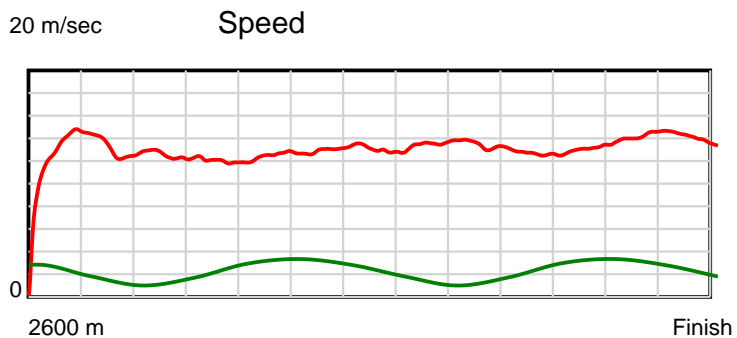
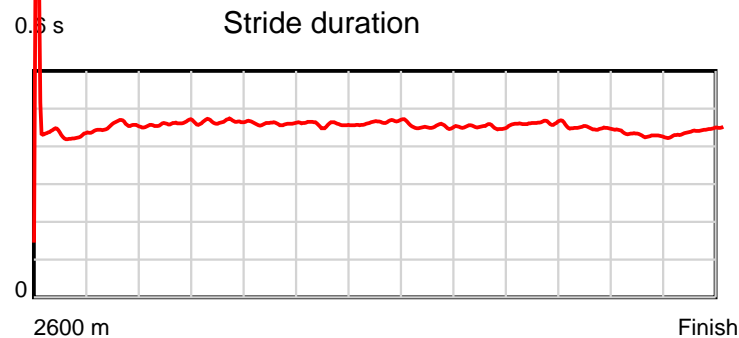
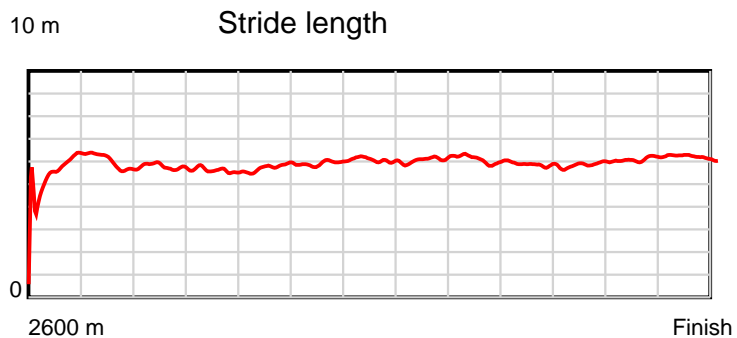
Disclaimer.

HRNZ and NZMTC and Thoroughbred Ratings Pty Ltd accepts no responsibility for the completeness or accuracy of any of the information contained herein, and makes no representations about its suitability for any particular purpose. Users should make their own judgements about those matters and/or seek independent advice. You assume all risks associated with use of the data provided on this page.

Race Results

September 01, 2017, Race 4, CANTERBURY STANDARDBRED BREEDERS ASSOCIATION PACE, Distance 2600m, Addington - Survey 3200m

Result	TAB no.	Horse (Barrier)	2200m to	2000m to	1800m to	1600m to	1400m to	1200m to	1000m to	800m to	600m to	400m to	200m to	Total or	Margin
7th	8	OK I'm Bad (5)	2000m	1800m	1600m	1400m	1200m	1000m	800m	600m	400m	200m	WP	Average	
		Position in running (margin)	4(7.6)	4(5.8)	5(6.0)	6(6.2)	6(5.2)	5(3.5)	6(4.4)	8(4.5)	8(6.7)	7(6.3)	5(3.6)		6.20
		Sectional time (s)	16.29	16.54	16.21	15.64	15.23	14.98	15.12	15.74	15.70	14.54	14.36		
		Cumulative time (s)	170.35	154.06	137.52	121.31	105.67	90.44	75.46	60.34	44.60	28.90	14.36	3:23.64	
		Speed (m/s)	12.28	12.09	12.34	12.79	13.13	13.35	13.23	12.71	12.74	13.76	13.93	12.77	
		Stride length (m)	5.65	5.63	5.68	5.86	6.10	6.03	5.98	5.86	5.70	5.90	6.18	5.84	
		Stride duration (s)	0.460	0.466	0.460	0.459	0.465	0.451	0.452	0.461	0.448	0.429	0.444	0.457	
		Stride efficiency (%)	49.86	49.57	50.42	53.73	58.18	56.73	55.97	53.70	50.80	54.32	59.60	53.21	
		Stride count	35.41	35.51	35.21	34.11	32.78	33.19	33.42	34.12	35.08	33.92	32.39	445.56	



Note: Horizontal distance axis grid lines are 200m furlongs.

Disclaimer.

HRNZ and NZMTC and Thoroughbred Ratings Pty Ltd accepts no responsibility for the completeness or accuracy of any of the information contained herein, and makes no representations about its suitability for any particular purpose. Users should make their own judgements about those matters and/or seek independent advice. You assume all risks associated with use of the data provided on this page.



Race Results



September 01, 2017, Race 4, CANTERBURY STANDARDBRED BREEDERS ASSOCIATION PACE, Distance 2600m, Addington - Survey 3200m

Result	TAB no.	Horse (Barrier)	2600 to	2400m to
8th	9	Sportscaster (6)	2400m	2200m
		Position in running (margin)	-	10(28.5)
		Sectional time (s)	21.68	14.47
		Cumulative time (s)	204.80	183.12
		Speed (m/s)	9.23	13.82
		Stride length (m)	4.81	6.05
		Stride duration (s)	0.434	0.437
		Stride efficiency (%)	36.10	57.12
		Stride count	41.61	33.08

Disclaimer.

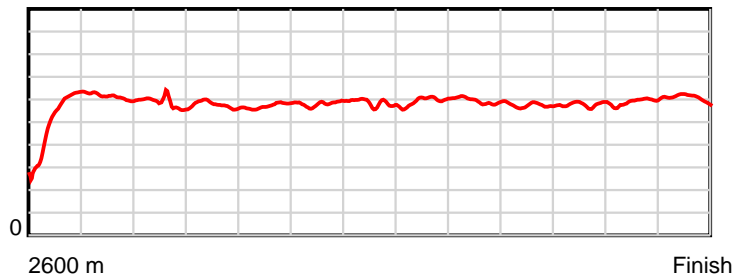
HRNZ and NZMTC and Thoroughbred Ratings Pty Ltd accepts no responsibility for the completeness or accuracy of any of the information contained herein, and makes no representations about its suitability for any particular purpose. Users should make their own judgements about those matters and/or seek independent advice. You assume all risks associated with use of the data provided on this page.

Race Results

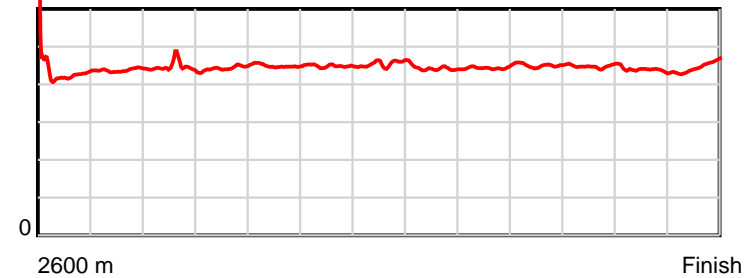
September 01, 2017, Race 4, CANTERBURY STANDARDBRED BREEDERS ASSOCIATION PACE, Distance 2600m, Addington - Survey 3200m

Result	TAB no.	Horse (Barrier)	2200m to	2000m to	1800m to	1600m to	1400m to	1200m to	1000m to	800m to	600m to	400m to	200m to	Total or	Margin
8th	9	Sportscaster (6)	2000m	1800m	1600m	1400m	1200m	1000m	800m	600m	400m	200m	WP	Average	
		Position in running (margin)	10(24.8)	10(17.0)	9(10.4)	8(8.6)	7(6.5)	10(7.3)	10(8.0)	10(8.2)	10(10.2)	10(8.9)	7(7.4)		12.50
		Sectional time (s)	15.29	15.42	15.87	15.46	15.63	14.96	15.12	15.72	15.55	14.73	14.90		
		Cumulative time (s)	168.65	153.36	137.94	122.07	106.61	90.98	76.02	60.90	45.18	29.63	14.90	3:24.80	
		Speed (m/s)	13.08	12.97	12.60	12.94	12.80	13.37	13.23	12.72	12.86	13.58	13.42	12.70	
		Stride length (m)	5.79	5.75	5.66	5.80	5.83	5.90	5.88	5.73	5.76	5.94	6.01	5.74	
		Stride duration (s)	0.443	0.443	0.449	0.448	0.456	0.441	0.444	0.450	0.448	0.437	0.448	0.452	
		Stride efficiency (%)	52.36	51.71	50.04	52.55	53.12	54.37	53.98	51.26	51.92	55.08	56.53	51.56	
		Stride count	34.55	34.77	35.34	34.49	34.30	33.91	34.03	34.92	34.70	33.69	33.25	452.64	

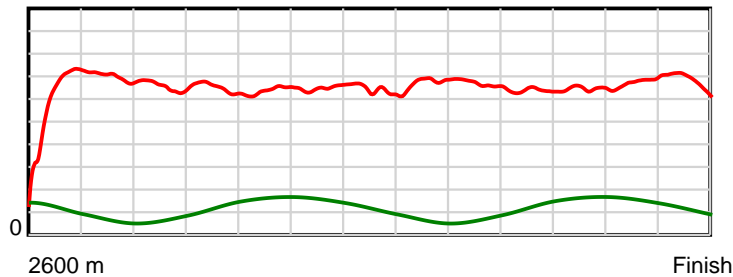
10 m Stride length



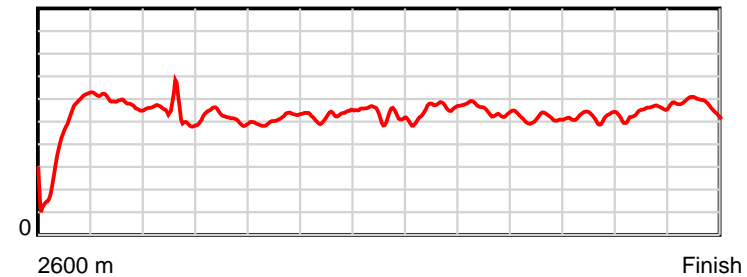
0.6 s Stride duration



20 m/sec Speed



100 % Stride efficiency



Note: Horizontal distance axis grid lines are 200m furlongs.

Disclaimer.

HRNZ and NZMTC and Thoroughbred Ratings Pty Ltd accepts no responsibility for the completeness or accuracy of any of the information contained herein, and makes no representations about its suitability for any particular purpose. Users should make their own judgements about those matters and/or seek independent advice. You assume all risks associated with use of the data provided on this page.



Race Results



September 01, 2017, Race 4, CANTERBURY STANDARD BRED BREEDERS ASSOCIATION PACE, Distance 2600m, Addington - Survey 3200m

Result	TAB no.	Horse (Barrier)	2600 to	2400m to
9th	2	Earthquake (1)	2400m	2200m
		Position in running (margin)	-	9(24.2)
		Sectional time (s)	21.01	14.55
		Cumulative time (s)	205.36	184.35
		Speed (m/s)	9.52	13.75
		Stride length (m)	4.84	6.39
		Stride duration (s)	0.485	0.465
		Stride efficiency (%)	36.60	63.89
		Stride count	41.32	31.28

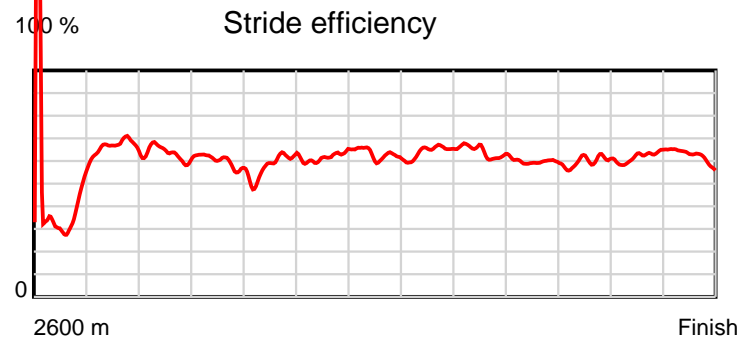
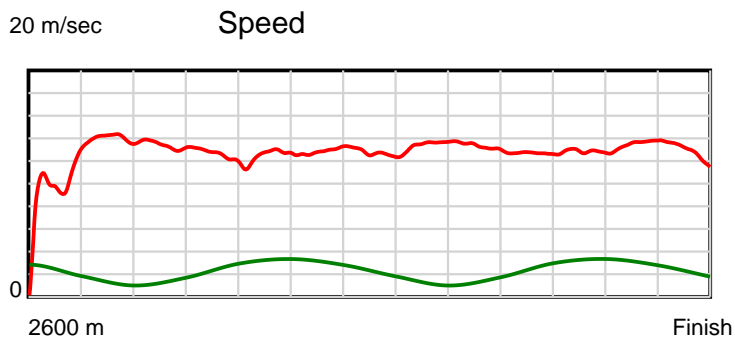
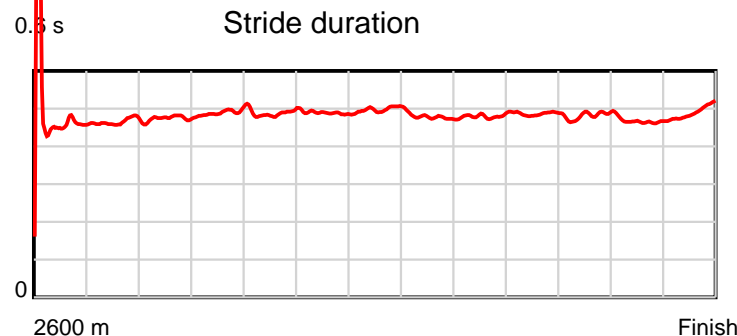
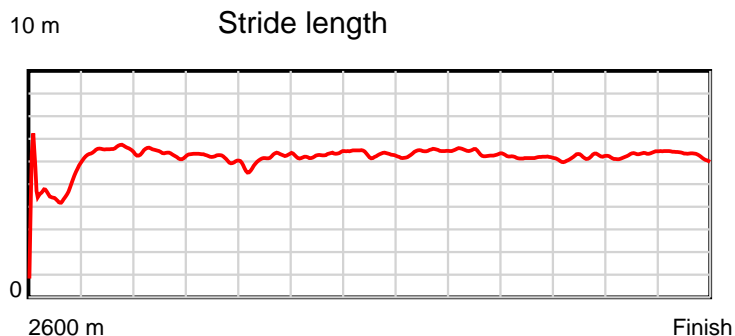
Disclaimer.

HRNZ and NZMTC and Thoroughbred Ratings Pty Ltd accepts no responsibility for the completeness or accuracy of any of the information contained herein, and makes no representations about its suitability for any particular purpose. Users should make their own judgements about those matters and/or seek independent advice. You assume all risks associated with use of the data provided on this page.

Race Results

September 01, 2017, Race 4, CANTERBURY STANDARDBRED BREEDERS ASSOCIATION PACE, Distance 2600m, Addington - Survey 3200m

Result	TAB no.	Horse (Barrier)	2200m to	2000m to	1800m to	1600m to	1400m to	1200m to	1000m to	800m to	600m to	400m to	200m to	Total or	Margin
9th	2	Earthquake (1)	2000m	1800m	1600m	1400m	1200m	1000m	800m	600m	400m	200m	WP	Average	
		Position in running (margin)	9(20.9)	8(9.8)	6(6.1)	5(5.0)	5(4.6)	7(5.8)	9(6.4)	9(5.5)	9(7.6)	8(6.5)	6(5.6)		15.60
		Sectional time (s)	14.75	15.90	15.98	15.74	15.70	14.94	14.95	15.73	15.59	14.84	15.68		
		Cumulative time (s)	169.80	155.05	139.15	123.17	107.43	91.73	76.79	61.84	46.11	30.52	15.68	3:25.36	
		Speed (m/s)	13.56	12.58	12.52	12.71	12.74	13.39	13.38	12.71	12.83	13.48	12.76	12.66	
		Stride length (m)	6.43	6.17	6.11	6.21	6.35	6.39	6.43	6.19	6.18	6.28	6.30	6.14	
		Stride duration (s)	0.475	0.490	0.488	0.488	0.498	0.477	0.481	0.486	0.482	0.466	0.494	0.485	
		Stride efficiency (%)	64.70	59.51	58.33	60.17	62.96	63.87	64.57	59.81	59.77	61.67	61.96	58.98	
		Stride count	31.08	32.41	32.73	32.23	31.51	31.28	31.11	32.33	32.34	31.84	31.76	423.22	



Note: Horizontal distance axis grid lines are 200m furlongs.

Disclaimer.

HRNZ and NZMTC and Thoroughbred Ratings Pty Ltd accepts no responsibility for the completeness or accuracy of any of the information contained herein, and makes no representations about its suitability for any particular purpose. Users should make their own judgements about those matters and/or seek independent advice. You assume all risks associated with use of the data provided on this page.



Race Results



September 01, 2017, Race 4, CANTERBURY STANDARD BRED BREEDERS ASSOCIATION PACE, Distance 2600m, Addington - Survey 3200m

Result	TAB no.	Horse (Barrier)	2600 to	2400m to
10th	3	Out Of Aces (2)	2400m	2200m
		Position in running (margin)	-	2(2.3)
		Sectional time (s)	17.23	15.62
		Cumulative time (s)	207.10	189.87
		Speed (m/s)	11.61	12.80
		Stride length (m)	5.50	5.84
		Stride duration (s)	0.469	0.456
		Stride efficiency (%)	47.22	53.32
		Stride count	36.38	34.24

Disclaimer.

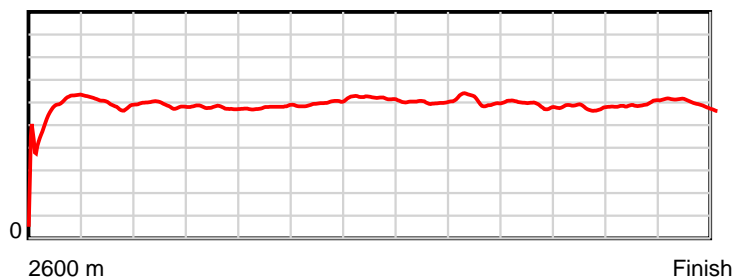
HRNZ and NZMTC and Thoroughbred Ratings Pty Ltd accepts no responsibility for the completeness or accuracy of any of the information contained herein, and makes no representations about its suitability for any particular purpose. Users should make their own judgements about those matters and/or seek independent advice. You assume all risks associated with use of the data provided on this page.

Race Results

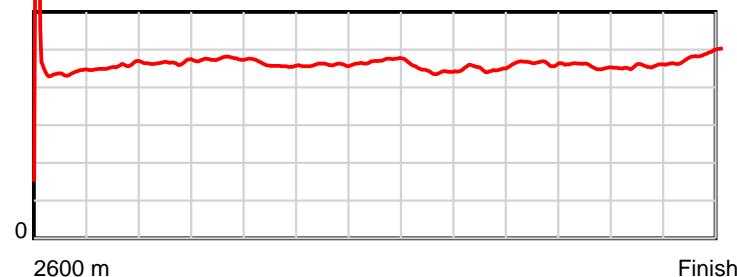
September 01, 2017, Race 4, CANTERBURY STANDARDBRED BREEDERS ASSOCIATION PACE, Distance 2600m, Addington - Survey 3200m

Result	TAB no.	Horse (Barrier)	2200m to	2000m to	1800m to	1600m to	1400m to	1200m to	1000m to	800m to	600m to	400m to	200m to	Total or	Margin
10th	3	Out Of Aces (2)	2000m	1800m	1600m	1400m	1200m	1000m	800m	600m	400m	200m	WP	Average	
		Position in running (margin)	2(5.4)	3(3.5)	3(4.0)	4(4.3)	3(2.7)	2(1.6)	3(2.4)	4(2.4)	6(5.0)	9(6.9)	9(10.9)		25.00
		Sectional time (s)	16.27	16.58	16.23	15.54	15.31	14.98	15.11	15.80	16.08	15.66	16.69		
		Cumulative time (s)	174.25	157.98	141.40	125.17	109.63	94.32	79.34	64.23	48.43	32.35	16.69	3:27.10	
		Speed (m/s)	12.29	12.06	12.32	12.87	13.06	13.35	13.24	12.66	12.44	12.77	11.98	12.55	
		Stride length (m)	5.73	5.73	5.67	5.92	6.15	5.93	5.97	5.88	5.66	5.84	5.84	5.82	
		Stride duration (s)	0.466	0.475	0.460	0.460	0.471	0.444	0.451	0.464	0.455	0.457	0.487	0.463	
		Stride efficiency (%)	51.22	51.38	50.28	54.71	59.08	54.98	55.66	53.98	50.13	53.29	53.23	52.84	
		Stride count	34.93	34.88	35.26	33.80	32.53	33.72	33.51	34.03	35.31	34.25	34.27	447.11	

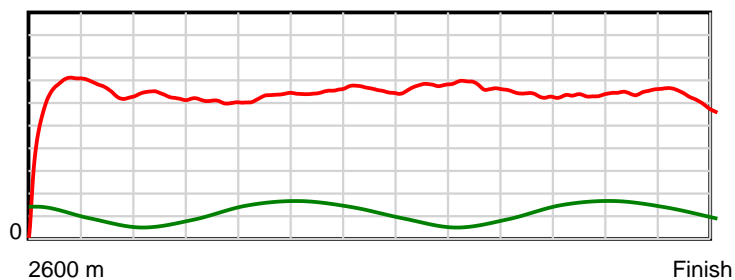
10 m Stride length



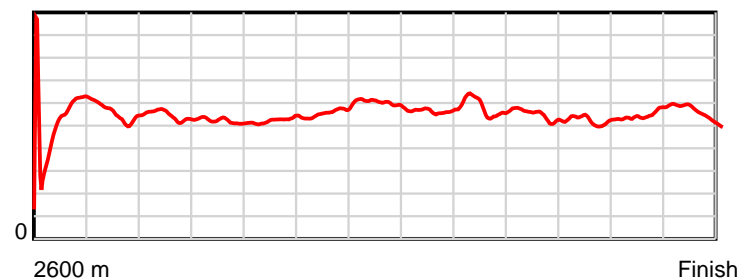
0.5 s Stride duration



20 m/sec Speed



100 % Stride efficiency



Note: Horizontal distance axis grid lines are 200m furlongs.

Disclaimer.

HRNZ and NZMTC and Thoroughbred Ratings Pty Ltd accepts no responsibility for the completeness or accuracy of any of the information contained herein, and makes no representations about its suitability for any particular purpose. Users should make their own judgements about those matters and/or seek independent advice. You assume all risks associated with use of the data provided on this page.



Race Results



September 01, 2017, Race 4, CANTERBURY STANDARD BRED BREEDERS ASSOCIATION PACE, Distance 2600m, Addington - Survey 3200m

Result	TAB no.	Horse (Barrier)	2600 to	2400m to
11th	13	Raising Hope (10)	2400m	2200m
		Position in running (margin)	-	8(15.0)
		Sectional time (s)	19.30	15.54
		Cumulative time (s)	208.14	188.84
		Speed (m/s)	10.36	12.87
		Stride length (m)	5.35	5.90
		Stride duration (s)	0.446	0.458
		Stride efficiency (%)	44.79	54.31
		Stride count	37.36	33.92

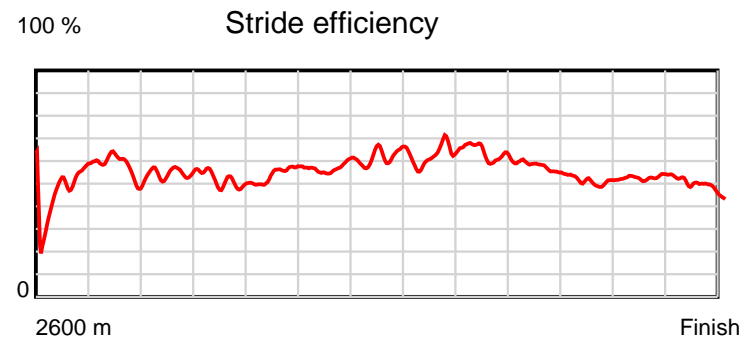
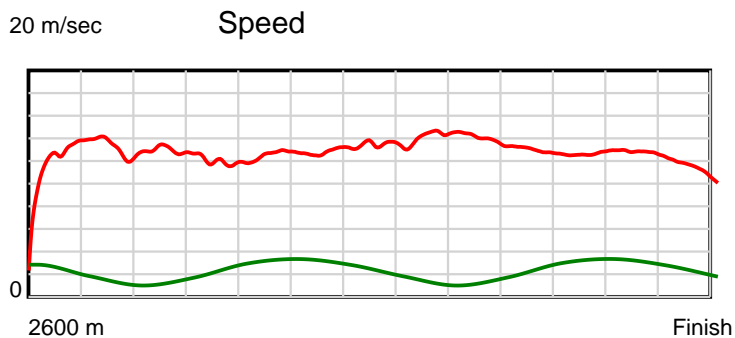
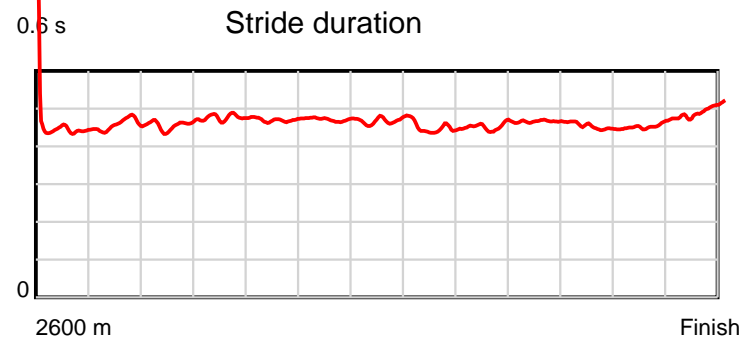
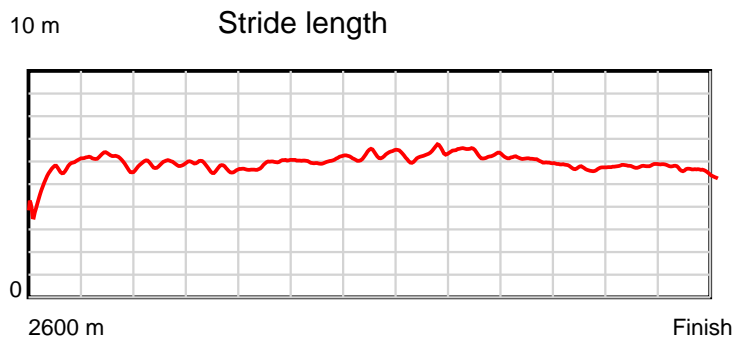
Disclaimer.

HRNZ and NZMTC and Thoroughbred Ratings Pty Ltd accepts no responsibility for the completeness or accuracy of any of the information contained herein, and makes no representations about its suitability for any particular purpose. Users should make their own judgements about those matters and/or seek independent advice. You assume all risks associated with use of the data provided on this page.

Race Results

September 01, 2017, Race 4, CANTERBURY STANDARDBRED BREEDERS ASSOCIATION PACE, Distance 2600m, Addington - Survey 3200m

Result	TAB no.	Horse (Barrier)	2200m to	2000m to	1800m to	1600m to	1400m to	1200m to	1000m to	800m to	600m to	400m to	200m to	Total or	Margin
11th	13	Raising Hope (10)	2000m	1800m	1600m	1400m	1200m	1000m	800m	600m	400m	200m	WP	Average	
		Position in running (margin)	8(17.7)	9(11.7)	10(12.2)	10(11.7)	9(7.2)	7(5.1)	5(2.6)	3(2.6)	4(4.5)	8(9.9)		30.60	
		Sectional time (s)	15.60	16.59	16.09	15.74	14.82	14.49	14.67	15.38	16.09	15.88	17.95		
		Cumulative time (s)	173.30	157.70	141.11	125.02	109.28	94.46	79.97	65.30	49.92	33.83	17.95	3:28.14	
		Speed (m/s)	12.82	12.06	12.43	12.71	13.50	13.80	13.63	13.00	12.43	12.59	11.14	12.49	
		Stride length (m)	5.86	5.74	5.84	5.99	6.32	6.17	6.19	6.07	5.61	5.75	5.54	5.86	
		Stride duration (s)	0.458	0.476	0.470	0.472	0.469	0.447	0.454	0.466	0.451	0.456	0.497	0.469	
		Stride efficiency (%)	53.74	51.53	53.30	56.16	62.48	59.44	59.97	57.53	49.11	51.64	47.90	53.65	
		Stride count	34.11	34.83	34.25	33.36	31.63	32.43	32.29	32.96	35.68	34.79	36.12	443.73	



Note: Horizontal distance axis grid lines are 200m furlongs.

Disclaimer.

HRNZ and NZMTC and Thoroughbred Ratings Pty Ltd accepts no responsibility for the completeness or accuracy of any of the information contained herein, and makes no representations about its suitability for any particular purpose. Users should make their own judgements about those matters and/or seek independent advice. You assume all risks associated with use of the data provided on this page.



Race Results



September 01, 2017, Race 4, CANTERBURY STANDARD BRED BREEDERS ASSOCIATION PACE, Distance 2600m, Addington - Survey 3200m

Result	TAB no.	Horse (Barrier)	2600 to	2400m to
12th	10	Van Laddie (7)	2400m	2200m
		Position in running (margin)	-	4(6.3)
		Sectional time (s)	18.10	15.23
		Cumulative time (s)	209.44	191.34
		Speed (m/s)	11.05	13.13
		Stride length (m)	5.34	5.71
		Stride duration (s)	0.436	0.435
		Stride efficiency (%)	44.50	50.99
		Stride count	37.48	35.01

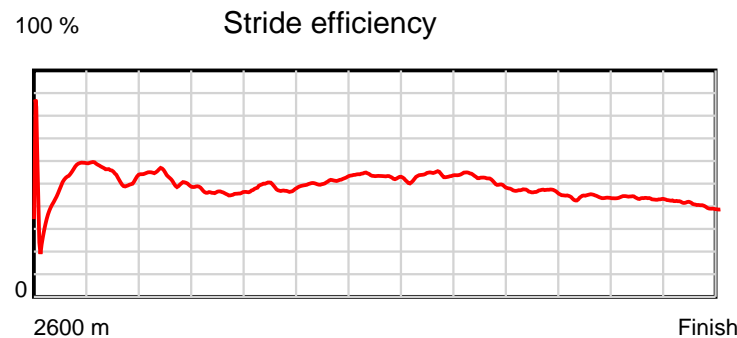
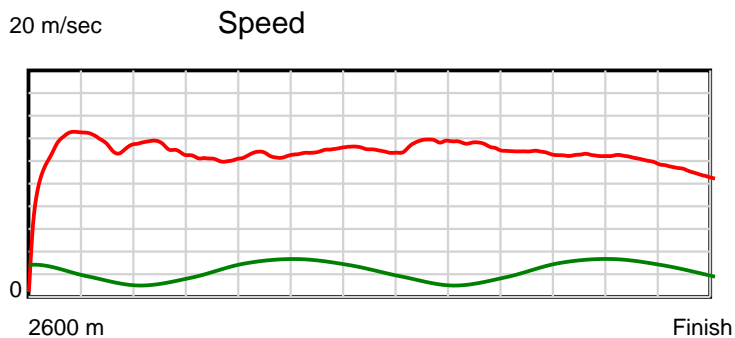
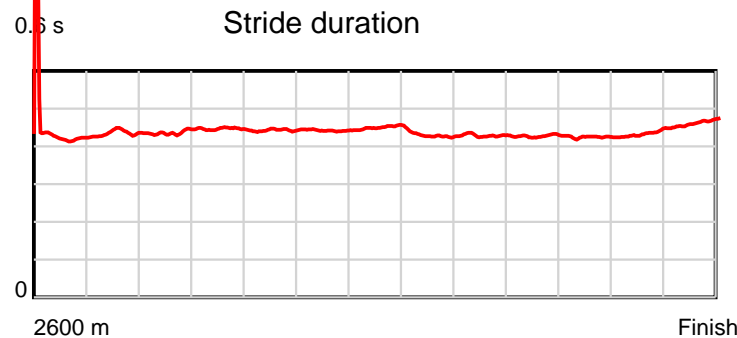
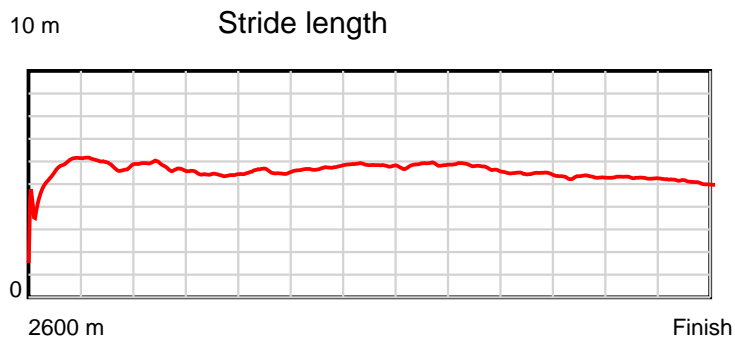
Disclaimer.

HRNZ and NZMTC and Thoroughbred Ratings Pty Ltd accepts no responsibility for the completeness or accuracy of any of the information contained herein, and makes no representations about its suitability for any particular purpose. Users should make their own judgements about those matters and/or seek independent advice. You assume all risks associated with use of the data provided on this page.

Race Results

September 01, 2017, Race 4, CANTERBURY STANDARDBRED BREEDERS ASSOCIATION PACE, Distance 2600m, Addington - Survey 3200m

Result	TAB no.	Horse (Barrier)	2200m to	2000m to	1800m to	1600m to	1400m to	1200m to	1000m to	800m to	600m to	400m to	200m to	Total or	Margin
12th	10	Van Laddie (7)	2000m	1800m	1600m	1400m	1200m	1000m	800m	600m	400m	200m	WP	Average	
		Position in running (margin)	3(7.1)	1(0.0)	1(0.0)	1(0.0)	1(0.0)	1(0.0)	1(0.0)	1(0.0)	2(2.0)	5(4.6)	10(15.1)		37.60
		Sectional time (s)	15.41	16.51	16.17	15.80	15.50	14.84	15.10	15.71	16.20	16.73	18.14		
		Cumulative time (s)	176.11	160.70	144.19	128.02	112.22	96.72	81.88	66.78	51.07	34.87	18.14	3:29.44	
		Speed (m/s)	12.98	12.11	12.37	12.66	12.90	13.48	13.25	12.73	12.35	11.95	11.03	12.41	
		Stride length (m)	5.67	5.41	5.48	5.59	5.81	5.77	5.68	5.44	5.24	5.21	5.11	5.49	
		Stride duration (s)	0.437	0.446	0.443	0.442	0.450	0.428	0.429	0.427	0.424	0.436	0.463	0.442	
		Stride efficiency (%)	50.18	45.70	46.85	48.92	52.73	52.03	50.42	46.22	42.91	42.35	40.73	47.04	
		Stride count	35.29	36.98	36.53	35.75	34.43	34.66	35.21	36.77	38.17	38.42	39.18	473.88	



Note: Horizontal distance axis grid lines are 200m furlongs.

Disclaimer.

HRNZ and NZMTC and Thoroughbred Ratings Pty Ltd accepts no responsibility for the completeness or accuracy of any of the information contained herein, and makes no representations about its suitability for any particular purpose. Users should make their own judgements about those matters and/or seek independent advice. You assume all risks associated with use of the data provided on this page.