



## Race Results

NZ Metropolitan Trotting Club Inc, HRNZ, September 01, 2017

Compilation date: September 1, 2017, 10:25:22 PM (NZST)

Copyright © 2017 HRNZ and NZMTC. All rights reserved.

### Trademarks.

StrideMASTER is a registered trademark of Thoroughbred Ratings Pty Ltd.

### Disclaimer.

HRNZ and NZMTC and Thoroughbred Ratings Pty Ltd accepts no responsibility for the completeness or accuracy of any of the information contained herein, and makes no representations about its suitability for any particular purpose. Users should make their own judgements about those matters and/or seek independent advice. You assume all risks associated with use of the data provided on this page.



# Race Results



September 01, 2017, Race 6, HARAS DES TROTTEURS HANDICAP TROT, Distance 2600m, Addington - Survey 3200m

Result	TAB no.	Horse (Barrier)	2600 to	2400m to
1st	8	Alderbeck (10)	2400m	2200m
		Position in running (margin)	-	3(4.6)
		Sectional time (s)	18.41	15.22
		Cumulative time (s)	202.95	184.54
		Speed (m/s)	10.86	13.14
		Stride length (m)	5.81	6.20
		Stride duration (s)	0.477	0.472
		Stride efficiency (%)	52.68	60.16
		Stride count	34.44	32.23

#### Disclaimer.

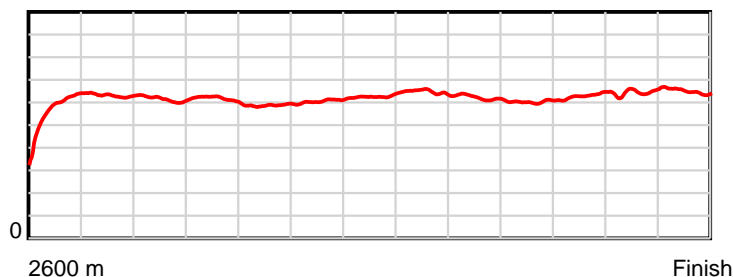
HRNZ and NZMTC and Thoroughbred Ratings Pty Ltd accepts no responsibility for the completeness or accuracy of any of the information contained herein, and makes no representations about its suitability for any particular purpose. Users should make their own judgements about those matters and/or seek independent advice. You assume all risks associated with use of the data provided on this page.

# Race Results

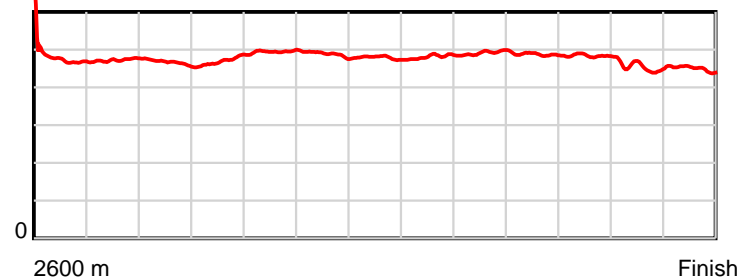
September 01, 2017, Race 6, HARAS DES TROTTEURS HANDICAP TROT, Distance 2600m, Addington - Survey 3200m

Result	TAB no.	Horse (Barrier)	2200m to	2000m to	1800m to	1600m to	1400m to	1200m to	1000m to	800m to	600m to	400m to	200m to	Total or	Margin
1st	8	Alderbeck (10)	2000m	1800m	1600m	1400m	1200m	1000m	800m	600m	400m	200m	WP	Average	
		Position in running (margin)	3(2.9)	2(0.9)	1(0.0)	1(0.0)	1(0.0)	2(0.1)	2(1.5)	3(2.2)	3(2.1)	3(2.0)	1(0.0)		0.00
		Sectional time (s)	15.42	15.33	16.92	15.99	15.23	14.96	15.97	16.11	15.40	14.13	13.86		
		Cumulative time (s)	169.32	153.90	138.57	121.65	105.66	90.43	75.47	59.50	43.39	27.99	13.86	3:22.95	
		Speed (m/s)	12.97	13.05	11.82	12.51	13.13	13.37	12.52	12.41	12.99	14.15	14.43	12.81	
		Stride length (m)	6.04	6.15	5.85	6.10	6.28	6.44	6.16	6.05	6.28	6.41	6.47	6.17	
		Stride duration (s)	0.466	0.471	0.495	0.488	0.479	0.482	0.492	0.487	0.484	0.453	0.448	0.481	
		Stride efficiency (%)	57.03	59.04	53.55	58.15	61.71	64.84	59.36	57.11	61.59	64.30	65.34	59.41	
		Stride count	33.11	32.54	34.17	32.79	31.83	31.05	32.45	33.08	31.86	31.18	30.93	421.66	

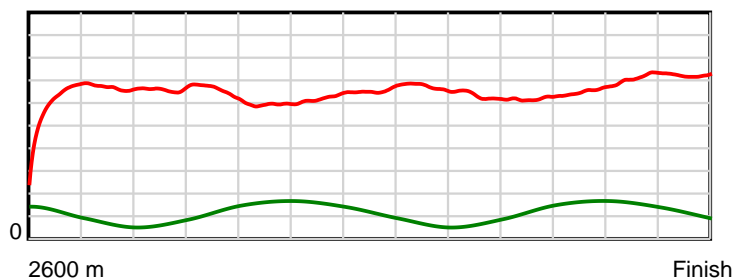
10 m Stride length



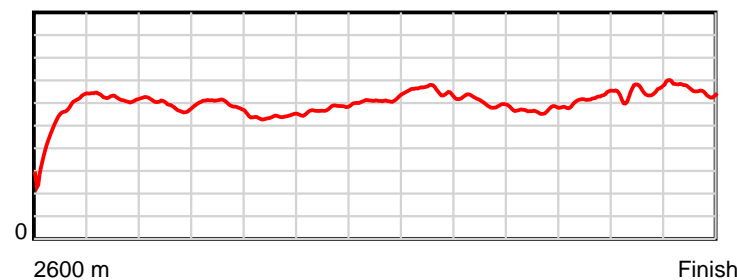
0.6 s Stride duration



20 m/sec Speed



100 % Stride efficiency



Note: Horizontal distance axis grid lines are 200m furlongs.

## Disclaimer.

HRNZ and NZMTC and Thoroughbred Ratings Pty Ltd accepts no responsibility for the completeness or accuracy of any of the information contained herein, and makes no representations about its suitability for any particular purpose. Users should make their own judgements about those matters and/or seek independent advice. You assume all risks associated with use of the data provided on this page.



# Race Results



September 01, 2017, Race 6, HARAS DES TROTTEURS HANDICAP TROT, Distance 2600m, Addington - Survey 3200m

Result	TAB no.	Horse (Barrier)	2600 to	2400m to
2nd	10	Habibti Ivy (1)	2400m	2200m
		Position in running (margin)	-	6(8.5)
		Sectional time (s)	18.93	15.29
		Cumulative time (s)	202.96	184.03
		Speed (m/s)	10.56	13.08
		Stride length (m)	6.24	6.34
		Stride duration (s)	0.472	0.484
		Stride efficiency (%)	60.80	62.72
		Stride count	32.06	31.57

#### Disclaimer.

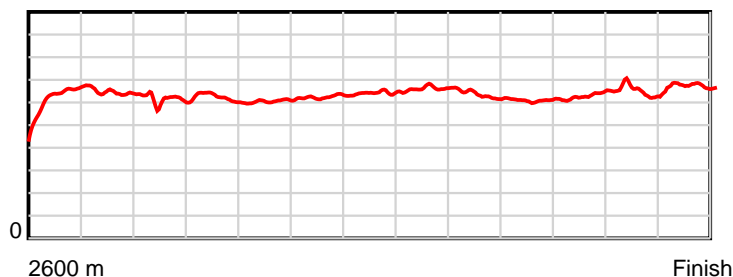
HRNZ and NZMTC and Thoroughbred Ratings Pty Ltd accepts no responsibility for the completeness or accuracy of any of the information contained herein, and makes no representations about its suitability for any particular purpose. Users should make their own judgements about those matters and/or seek independent advice. You assume all risks associated with use of the data provided on this page.

# Race Results

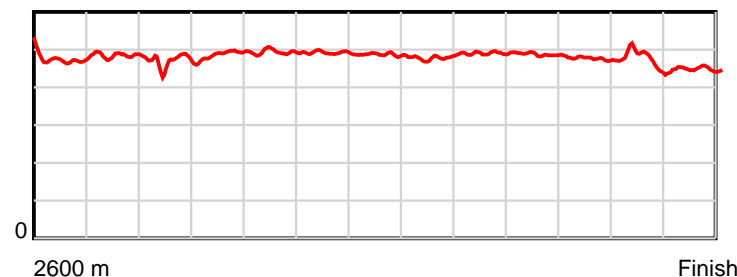
September 01, 2017, Race 6, HARAS DES TROTTEURS HANDICAP TROT, Distance 2600m, Addington - Survey 3200m

Result	TAB no.	Horse (Barrier)	2200m to	2000m to	1800m to	1600m to	1400m to	1200m to	1000m to	800m to	600m to	400m to	200m to	Total or	Margin
2nd	10	Habibti Ivy (1)	2000m	1800m	1600m	1400m	1200m	1000m	800m	600m	400m	200m	WP	Average	
		Position in running (margin)	6(7.2)	6(5.8)	6(7.0)	5(5.1)	5(4.5)	5(4.0)	5(4.2)	5(4.1)	4(3.0)	4(2.3)	3(3.7)		0.10
		Sectional time (s)	15.53	15.68	16.60	15.90	15.14	14.75	15.83	15.95	15.29	14.71	13.36		
		Cumulative time (s)	168.74	153.21	137.53	120.93	105.03	89.89	75.14	59.31	43.36	28.07	13.36	3:22.96	
		Speed (m/s)	12.88	12.76	12.05	12.58	13.21	13.56	12.63	12.54	13.08	13.60	14.97	12.81	
		Stride length (m)	6.02	6.22	5.94	6.19	6.43	6.49	6.19	6.10	6.22	6.37	6.71	6.26	
		Stride duration (s)	0.467	0.488	0.493	0.492	0.486	0.479	0.490	0.487	0.475	0.468	0.448	0.489	
		Stride efficiency (%)	56.64	60.51	55.18	59.80	64.57	65.90	59.93	58.18	60.37	63.34	70.46	61.24	
		Stride count	33.22	32.14	33.66	32.33	31.11	30.80	32.29	32.78	32.18	31.41	29.78	415.33	

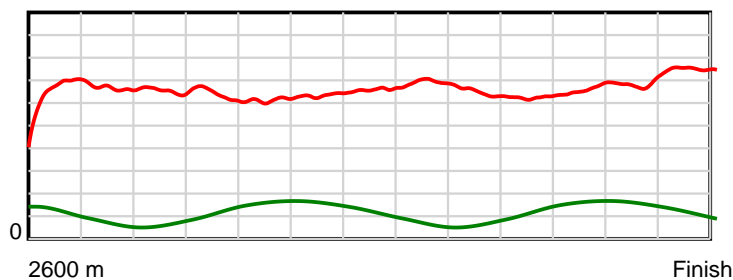
10 m Stride length



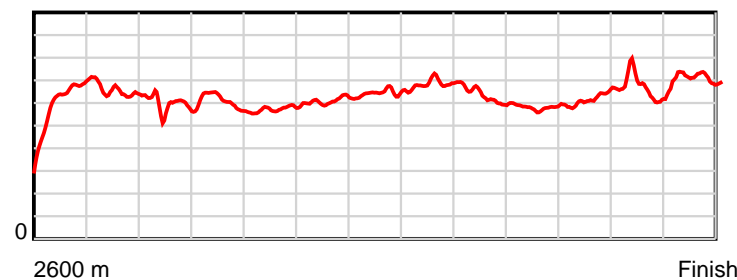
0.6 s Stride duration



20 m/sec Speed



100 % Stride efficiency



Note: Horizontal distance axis grid lines are 200m furlongs.

## Disclaimer.

HRNZ and NZMTC and Thoroughbred Ratings Pty Ltd accepts no responsibility for the completeness or accuracy of any of the information contained herein, and makes no representations about its suitability for any particular purpose. Users should make their own judgements about those matters and/or seek independent advice. You assume all risks associated with use of the data provided on this page.



# Race Results



September 01, 2017, Race 6, HARAS DES TROTTEURS HANDICAP TROT, Distance 2600m, Addington - Survey 3200m

Result	TAB no.	Horse (Barrier)	2600 to	2400m to
3rd	9	Arya (2)	2400m	2200m
		Position in running (margin)	-	4(6.0)
		Sectional time (s)	18.53	15.18
		Cumulative time (s)	203.96	185.43
		Speed (m/s)	10.79	13.18
		Stride length (m)	5.58	5.99
		Stride duration (s)	0.421	0.454
		Stride efficiency (%)	48.64	56.00
		Stride count	35.85	33.41

#### Disclaimer.

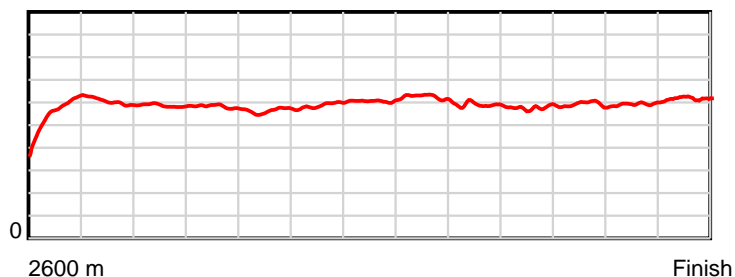
HRNZ and NZMTC and Thoroughbred Ratings Pty Ltd accepts no responsibility for the completeness or accuracy of any of the information contained herein, and makes no representations about its suitability for any particular purpose. Users should make their own judgements about those matters and/or seek independent advice. You assume all risks associated with use of the data provided on this page.

# Race Results

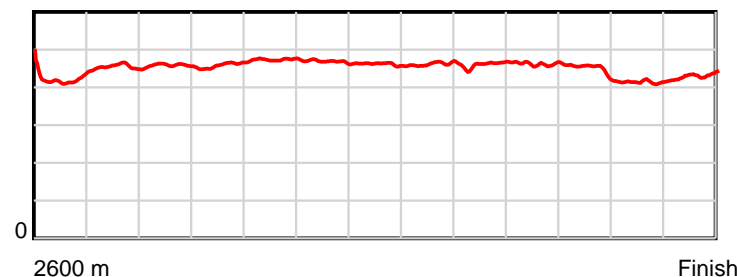
September 01, 2017, Race 6, HARAS DES TROTTEURS HANDICAP TROT, Distance 2600m, Addington - Survey 3200m

Result	TAB no.	Horse (Barrier)	2200m to	2000m to	1800m to	1600m to	1400m to	1200m to	1000m to	800m to	600m to	400m to	200m to	Total or	Margin
3rd	9	Arya (2)	2000m	1800m	1600m	1400m	1200m	1000m	800m	600m	400m	200m	WP	Average	
		Position in running (margin)	4(4.1)	5(4.1)	5(6.1)	6(5.8)	6(6.0)	8(6.2)	8(7.3)	8(7.7)	8(6.6)	8(6.5)	6(5.7)		5.50
		Sectional time (s)	15.76	15.83	16.86	16.02	15.24	14.92	15.90	15.96	15.38	14.33	14.05		
		Cumulative time (s)	170.25	154.49	138.66	121.80	105.78	90.54	75.62	59.72	43.76	28.38	14.05	3:23.96	
		Speed (m/s)	12.69	12.63	11.86	12.48	13.12	13.40	12.58	12.53	13.00	13.96	14.23	12.75	
		Stride length (m)	5.82	5.79	5.62	5.85	6.06	6.19	5.79	5.79	5.83	5.78	6.14	5.86	
		Stride duration (s)	0.458	0.458	0.474	0.469	0.462	0.462	0.460	0.462	0.448	0.414	0.431	0.460	
		Stride efficiency (%)	52.92	52.41	49.29	53.51	57.40	59.90	52.38	52.46	53.07	52.19	58.85	53.63	
		Stride count	34.37	34.53	35.61	34.18	33.00	32.30	34.54	34.52	34.32	34.61	32.59	443.83	

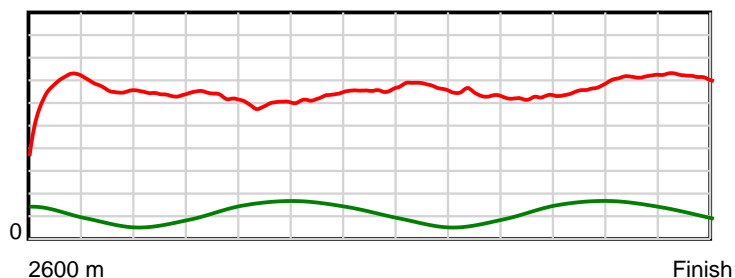
10 m Stride length



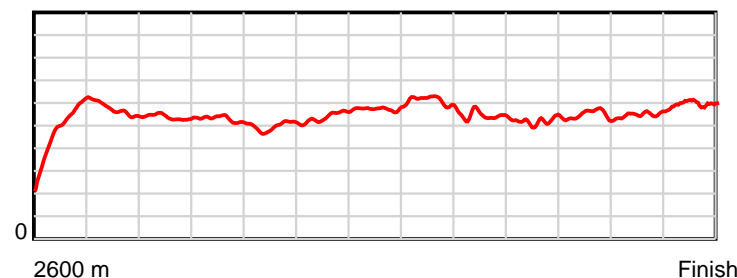
0.6 s Stride duration



20 m/sec Speed



100 % Stride efficiency



Note: Horizontal distance axis grid lines are 200m furlongs.

## Disclaimer.

HRNZ and NZMTC and Thoroughbred Ratings Pty Ltd accepts no responsibility for the completeness or accuracy of any of the information contained herein, and makes no representations about its suitability for any particular purpose. Users should make their own judgements about those matters and/or seek independent advice. You assume all risks associated with use of the data provided on this page.



# Race Results



September 01, 2017, Race 6, HARAS DES TROTTEURS HANDICAP TROT, Distance 2600m, Addington - Survey 3200m

Result	TAB no.	Horse (Barrier)	2600 to	2400m to
4th	4	<b>Donegal Bettor... (5)</b>	<b>2400m</b>	<b>2200m</b>
		Position in running (margin)	-	9(14.2)
		Sectional time (s)	20.04	15.70
		Cumulative time (s)	204.06	184.02
		Speed (m/s)	9.98	12.74
		Stride length (m)	5.31	6.21
		Stride duration (s)	0.481	0.487
		Stride efficiency (%)	43.98	60.18
		Stride count	37.70	32.23

#### Disclaimer.

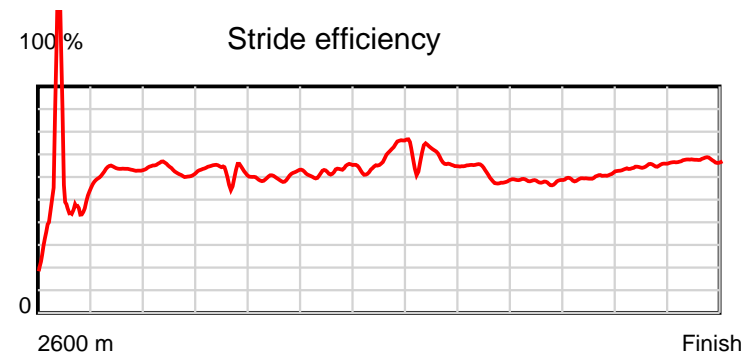
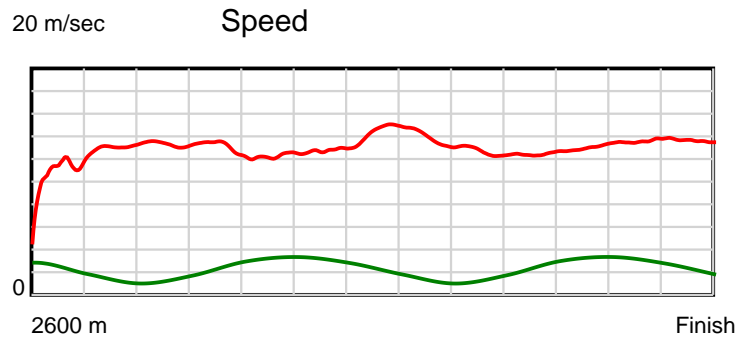
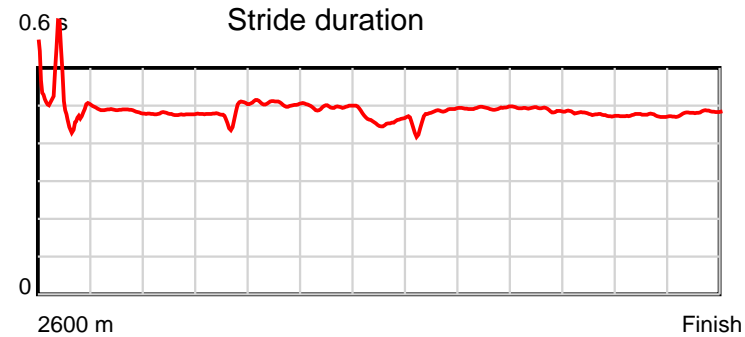
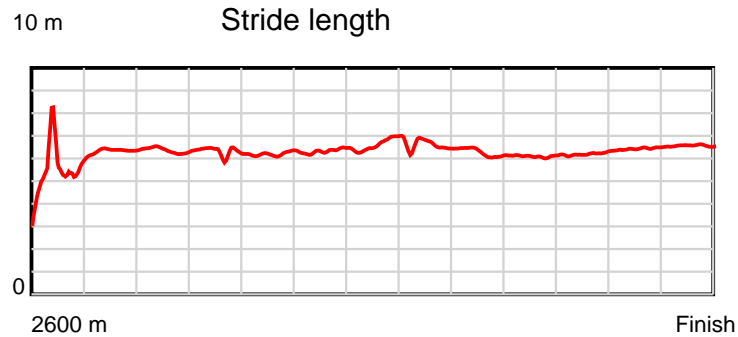
HRNZ and NZMTC and Thoroughbred Ratings Pty Ltd accepts no responsibility for the completeness or accuracy of any of the information contained herein, and makes no representations about its suitability for any particular purpose. Users should make their own judgements about those matters and/or seek independent advice. You assume all risks associated with use of the data provided on this page.



# Race Results

September 01, 2017, Race 6, HARAS DES TROTTEURS HANDICAP TROT, Distance 2600m, Addington - Survey 3200m

Result	TAB no.	Horse (Barrier)	2200m to	2000m to	1800m to	1600m to	1400m to	1200m to	1000m to	800m to	600m to	400m to	200m to	Total or	Margin
4th	4	Donegal Bettor... (5)	2000m	1800m	1600m	1400m	1200m	1000m	800m	600m	400m	200m	WP	Average	
		Position in running (margin)	9(15.4)	9(12.2)	9(11.0)	9(8.9)	9(8.4)	1(0.0)	1(0.0)	1(0.0)	1(0.0)	1(0.0)	2(1.6)		6.00
		Sectional time (s)	15.22	15.27	16.57	15.91	13.81	14.73	15.84	16.14	15.41	14.73	14.69		
		Cumulative time (s)	168.32	153.10	137.83	121.26	105.35	91.54	76.81	60.97	44.83	29.42	14.69	3:24.06	
		Speed (m/s)	13.14	13.10	12.07	12.57	14.48	13.58	12.63	12.39	12.98	13.58	13.61	12.74	
		Stride length (m)	6.27	6.29	6.11	6.23	6.67	6.44	6.23	6.07	6.18	6.43	6.56	6.21	
		Stride duration (s)	0.477	0.480	0.506	0.496	0.461	0.474	0.494	0.490	0.476	0.474	0.482	0.488	
		Stride efficiency (%)	61.51	61.80	58.31	60.73	69.49	64.73	60.73	57.56	59.68	64.64	67.27	60.33	
		Stride count	31.88	31.80	32.74	32.08	29.99	31.07	32.08	32.95	32.36	31.10	30.48	418.46	



Note: Horizontal distance axis grid lines are 200m furlongs.

#### Disclaimer.

HRNZ and NZMTC and Thoroughbred Ratings Pty Ltd accepts no responsibility for the completeness or accuracy of any of the information contained herein, and makes no representations about its suitability for any particular purpose. Users should make their own judgements about those matters and/or seek independent advice. You assume all risks associated with use of the data provided on this page.



# Race Results



September 01, 2017, Race 6, HARAS DES TROTTEURS HANDICAP TROT, Distance 2600m, Addington - Survey 3200m

Result	TAB no.	Horse (Barrier)	2600 to	2400m to
5th	2	<b>Valmagne (6)</b>	<b>2400m</b>	<b>2200m</b>
		Position in running (margin)	-	1(0.0)
		Sectional time (s)	17.51	15.50
		Cumulative time (s)	204.13	186.62
		Speed (m/s)	11.42	12.90
		Stride length (m)	5.49	6.03
		Stride duration (s)	0.477	0.467
		Stride efficiency (%)	47.18	56.75
		Stride count	36.40	33.19

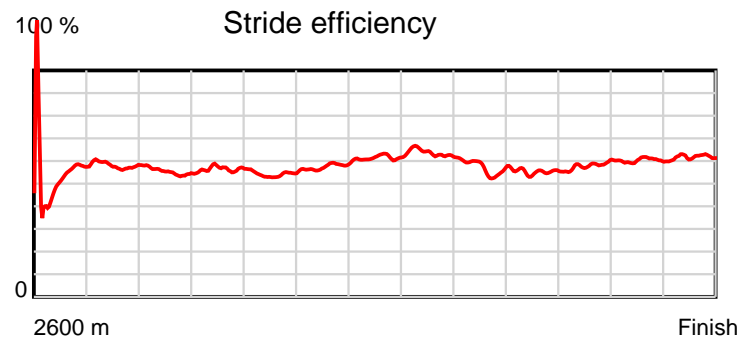
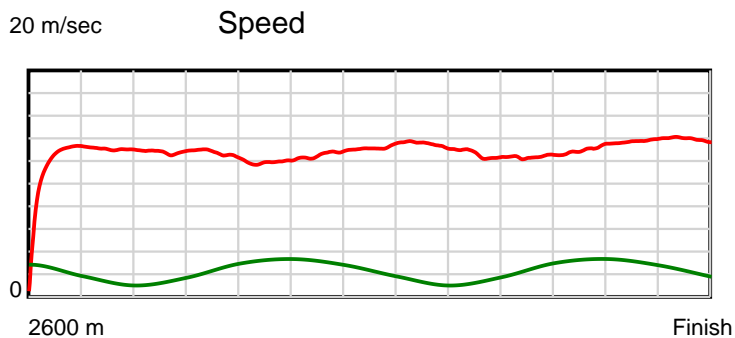
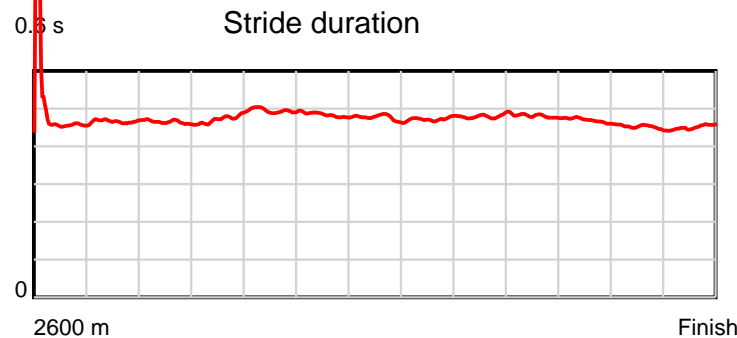
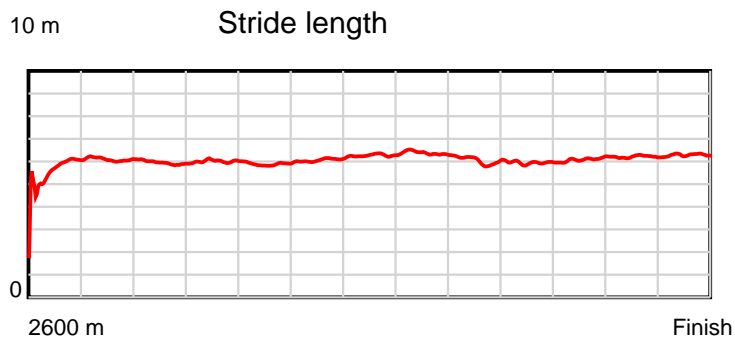
#### Disclaimer.

HRNZ and NZMTC and Thoroughbred Ratings Pty Ltd accepts no responsibility for the completeness or accuracy of any of the information contained herein, and makes no representations about its suitability for any particular purpose. Users should make their own judgements about those matters and/or seek independent advice. You assume all risks associated with use of the data provided on this page.

# Race Results

September 01, 2017, Race 6, HARAS DES TROTTEURS HANDICAP TROT, Distance 2600m, Addington - Survey 3200m

Result	TAB no.	Horse (Barrier)	2200m to	2000m to	1800m to	1600m to	1400m to	1200m to	1000m to	800m to	600m to	400m to	200m to	Total or	Margin
5th	2	<b>Valmagne (6)</b>	<b>2000m</b>	<b>1800m</b>	<b>1600m</b>	<b>1400m</b>	<b>1200m</b>	<b>1000m</b>	<b>800m</b>	<b>600m</b>	<b>400m</b>	<b>200m</b>	<b>WP</b>	<b>Average</b>	
		Position in running (margin)	1(0.0)	1(0.0)	2(2.0)	2(2.1)	3(2.3)	4(2.4)	4(3.6)	4(3.9)	5(3.9)	5(4.3)	5(4.5)		6.40
		Sectional time (s)	15.76	15.82	16.92	16.03	15.23	14.93	15.89	16.13	15.48	14.51	14.42		
		Cumulative time (s)	171.12	155.36	139.54	122.62	106.59	91.36	76.43	60.54	44.41	28.93	14.42	3:24.13	
		Speed (m/s)	12.69	12.64	11.82	12.48	13.13	13.40	12.59	12.40	12.92	13.78	13.87	12.74	
		Stride length (m)	5.89	5.98	5.85	6.03	6.24	6.34	6.05	5.95	6.05	6.22	6.26	6.02	
		Stride duration (s)	0.464	0.473	0.495	0.483	0.475	0.473	0.480	0.480	0.469	0.451	0.451	0.473	
		Stride efficiency (%)	54.20	55.82	53.46	56.73	60.89	62.80	57.10	55.31	57.26	60.42	61.24	56.65	
		Stride count	33.96	33.46	34.19	33.19	32.04	31.55	33.08	33.62	33.04	32.16	31.95	431.83	



Note: Horizontal distance axis grid lines are 200m furlongs.

#### Disclaimer.

HRNZ and NZMTC and Thoroughbred Ratings Pty Ltd accepts no responsibility for the completeness or accuracy of any of the information contained herein, and makes no representations about its suitability for any particular purpose. Users should make their own judgements about those matters and/or seek independent advice. You assume all risks associated with use of the data provided on this page.



# Race Results



September 01, 2017, Race 6, HARAS DES TROTTEURS HANDICAP TROT, Distance 2600m, Addington - Survey 3200m

Result	TAB no.	Horse (Barrier)	2600 to	2400m to
6th	1	<b>The Foot Tappe... (3)</b>	<b>2400m</b>	<b>2200m</b>
		Position in running (margin)	-	2(1.8)
		Sectional time (s)	18.05	15.49
		Cumulative time (s)	204.25	186.20
		Speed (m/s)	11.08	12.91
		Stride length (m)	5.19	5.92
		Stride duration (s)	0.466	0.459
		Stride efficiency (%)	42.14	54.83
		Stride count	38.51	33.76

#### Disclaimer.

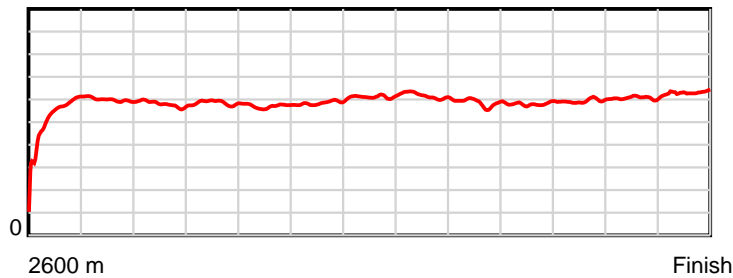
HRNZ and NZMTC and Thoroughbred Ratings Pty Ltd accepts no responsibility for the completeness or accuracy of any of the information contained herein, and makes no representations about its suitability for any particular purpose. Users should make their own judgements about those matters and/or seek independent advice. You assume all risks associated with use of the data provided on this page.

# Race Results

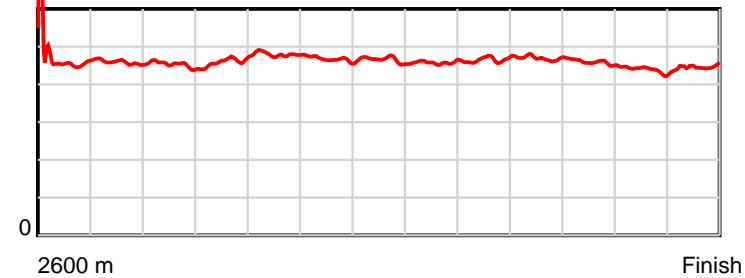
September 01, 2017, Race 6, HARAS DES TROTTEURS HANDICAP TROT, Distance 2600m, Addington - Survey 3200m

Result	TAB no.	Horse (Barrier)	2200m to	2000m to	1800m to	1600m to	1400m to	1200m to	1000m to	800m to	600m to	400m to	200m to	Total or	Margin
6th	1	The Foot Tappe... (3)	2000m	1800m	1600m	1400m	1200m	1000m	800m	600m	400m	200m	WP	Average	
		Position in running (margin)	2(1.8)	3(2.0)	3(4.1)	4(3.9)	4(4.1)	6(4.2)	6(5.7)	7(6.0)	7(6.0)	7(6.0)	7(6.3)		7.00
		Sectional time (s)	15.79	15.83	16.90	16.01	15.24	14.98	15.88	16.14	15.41	14.51	14.02		
		Cumulative time (s)	170.71	154.92	139.09	122.19	106.18	90.94	75.96	60.08	43.94	28.53	14.02	3:24.25	
		Speed (m/s)	12.67	12.63	11.83	12.49	13.12	13.35	12.59	12.39	12.98	13.78	14.27	12.73	
		Stride length (m)	5.73	5.81	5.68	5.83	6.11	6.12	5.86	5.81	5.95	6.04	6.37	5.87	
		Stride duration (s)	0.453	0.460	0.480	0.467	0.465	0.459	0.465	0.469	0.459	0.439	0.446	0.461	
		Stride efficiency (%)	51.36	52.73	50.43	53.19	58.27	58.56	53.68	52.80	55.38	57.08	63.38	53.80	
		Stride count	34.89	34.43	35.20	34.28	32.75	32.67	34.12	34.41	33.59	33.09	31.40	443.10	

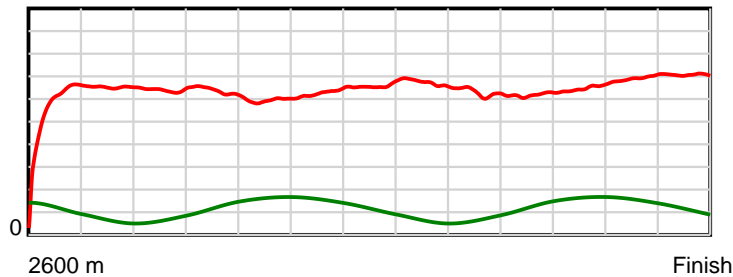
10 m Stride length



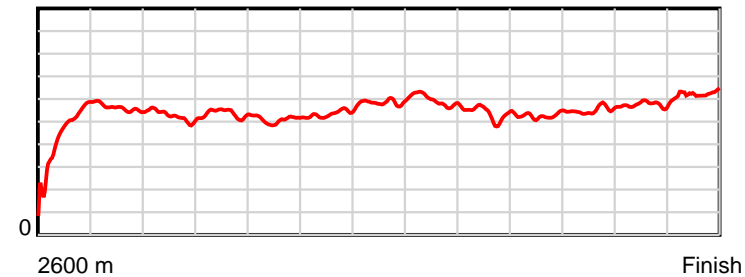
0.5 s Stride duration



20 m/sec Speed



100 % Stride efficiency



Note: Horizontal distance axis grid lines are 200m furlongs.

## Disclaimer.

HRNZ and NZMTC and Thoroughbred Ratings Pty Ltd accepts no responsibility for the completeness or accuracy of any of the information contained herein, and makes no representations about its suitability for any particular purpose. Users should make their own judgements about those matters and/or seek independent advice. You assume all risks associated with use of the data provided on this page.



# Race Results



September 01, 2017, Race 6, HARAS DES TROTTEURS HANDICAP TROT, Distance 2600m, Addington - Survey 3200m

Result	TAB no.	Horse (Barrier)	2600 to	2400m to
7th	3	Hey Yo (4)	2400m	2200m
		Position in running (margin)	-	5(6.4)
		Sectional time (s)	18.64	15.26
		Cumulative time (s)	204.37	185.73
		Speed (m/s)	10.73	13.11
		Stride length (m)	5.53	5.91
		Stride duration (s)	0.451	0.451
		Stride efficiency (%)	47.87	54.66
		Stride count	36.14	33.82

#### Disclaimer.

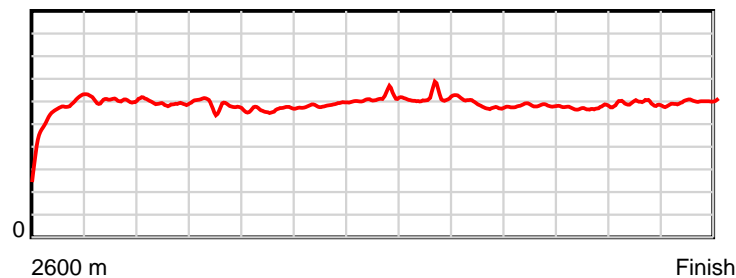
HRNZ and NZMTC and Thoroughbred Ratings Pty Ltd accepts no responsibility for the completeness or accuracy of any of the information contained herein, and makes no representations about its suitability for any particular purpose. Users should make their own judgements about those matters and/or seek independent advice. You assume all risks associated with use of the data provided on this page.

# Race Results

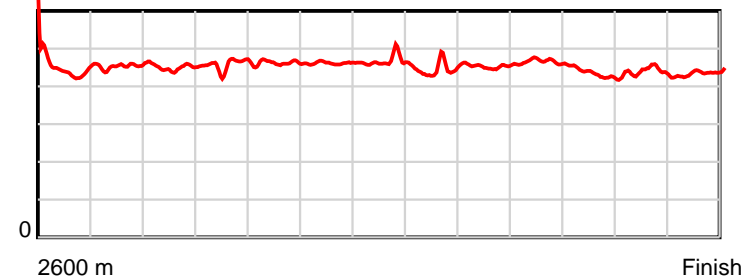
September 01, 2017, Race 6, HARAS DES TROTTEURS HANDICAP TROT, Distance 2600m, Addington - Survey 3200m

Result	TAB no.	Horse (Barrier)	2200m to	2000m to	1800m to	1600m to	1400m to	1200m to	1000m to	800m to	600m to	400m to	200m to	Total or	Margin
7th	3	Hey Yo (4)	2000m	1800m	1600m	1400m	1200m	1000m	800m	600m	400m	200m	WP	Average	
		Position in running (margin)	5(5.0)	4(3.3)	4(5.0)	3(2.8)	2(2.2)	3(2.0)	3(2.3)	2(1.7)	2(0.8)	2(0.4)	4(4.3)		7.70
		Sectional time (s)	15.48	15.77	16.55	15.89	15.19	14.77	15.75	15.97	15.36	15.12	14.62		
		Cumulative time (s)	170.47	154.99	139.22	122.67	106.78	91.59	76.82	61.07	45.10	29.74	14.62	3:24.37	
		Speed (m/s)	12.92	12.68	12.08	12.59	13.17	13.54	12.70	12.52	13.02	13.23	13.68	12.72	
		Stride length (m)	5.82	5.81	5.58	5.81	6.13	6.00	5.75	5.82	5.63	5.79	5.98	5.81	
		Stride duration (s)	0.450	0.458	0.462	0.461	0.465	0.443	0.452	0.465	0.433	0.437	0.437	0.457	
		Stride efficiency (%)	52.90	52.71	48.63	52.67	58.68	56.34	51.60	52.94	49.58	52.31	55.96	52.71	
		Stride count	34.37	34.43	35.85	34.45	32.64	33.31	34.80	34.36	35.51	34.57	33.42	447.67	

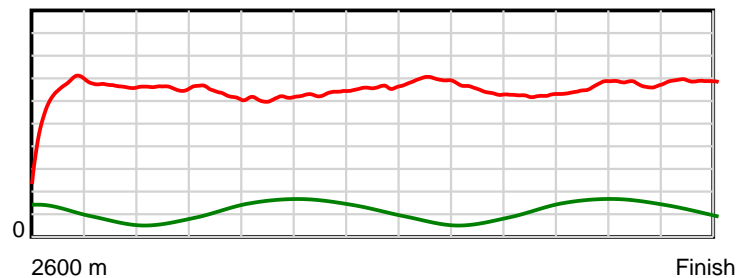
10 m Stride length



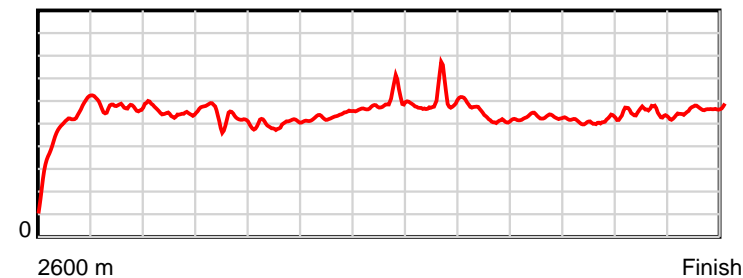
0.6 s Stride duration



20 m/sec Speed



100 % Stride efficiency



Note: Horizontal distance axis grid lines are 200m furlongs.

## Disclaimer.

HRNZ and NZMTC and Thoroughbred Ratings Pty Ltd accepts no responsibility for the completeness or accuracy of any of the information contained herein, and makes no representations about its suitability for any particular purpose. Users should make their own judgements about those matters and/or seek independent advice. You assume all risks associated with use of the data provided on this page.



# Race Results



September 01, 2017, Race 6, HARAS DES TROTTEURS HANDICAP TROT, Distance 2600m, Addington - Survey 3200m

Result	TAB no.	Horse (Barrier)	2600 to	2400m to
8th	5	<b>Petite One (7)</b>	<b>2400m</b>	<b>2200m</b>
		Position in running (margin)	-	7(10.4)
		Sectional time (s)	19.51	15.45
		Cumulative time (s)	204.47	184.96
		Speed (m/s)	10.25	12.94
		Stride length (m)	5.05	5.66
		Stride duration (s)	0.428	0.437
		Stride efficiency (%)	39.79	50.03
		Stride count	39.63	35.34

#### Disclaimer.

HRNZ and NZMTC and Thoroughbred Ratings Pty Ltd accepts no responsibility for the completeness or accuracy of any of the information contained herein, and makes no representations about its suitability for any particular purpose. Users should make their own judgements about those matters and/or seek independent advice. You assume all risks associated with use of the data provided on this page.

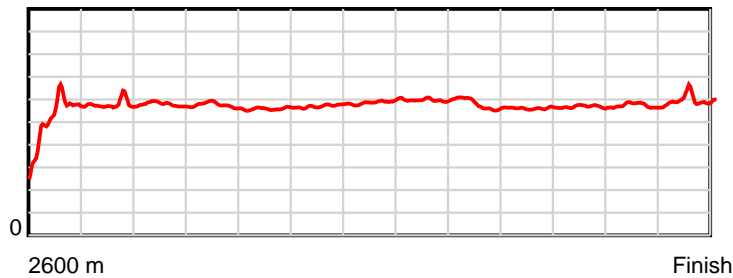


# Race Results

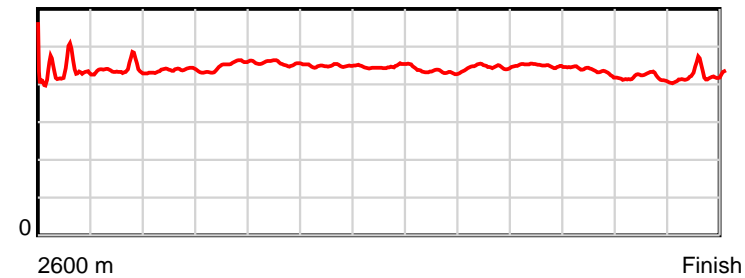
September 01, 2017, Race 6, HARAS DES TROTTEURS HANDICAP TROT, Distance 2600m, Addington - Survey 3200m

Result	TAB no.	Horse (Barrier)	2200m to	2000m to	1800m to	1600m to	1400m to	1200m to	1000m to	800m to	600m to	400m to	200m to	Total or	Margin
8th	5	Petite One (7)	2000m	1800m	1600m	1400m	1200m	1000m	800m	600m	400m	200m	WP	Average	
		Position in running (margin)	7(10.1)	8(7.7)	8(9.0)	7(6.7)	7(6.5)	7(5.9)	7(6.2)	6(5.6)	6(4.8)	6(4.6)	8(6.8)		8.20
		Sectional time (s)	15.36	15.70	16.52	15.96	15.13	14.78	15.73	16.01	15.38	14.83	14.11		
		Cumulative time (s)	169.51	154.15	138.45	121.93	105.97	90.84	76.06	60.33	44.32	28.94	14.11	3:24.47	
		Speed (m/s)	13.02	12.74	12.11	12.53	13.22	13.53	12.71	12.49	13.00	13.49	14.17	12.72	
		Stride length (m)	5.69	5.73	5.51	5.63	5.90	5.87	5.68	5.61	5.63	5.63	6.01	5.65	
		Stride duration (s)	0.437	0.450	0.455	0.449	0.446	0.433	0.447	0.450	0.433	0.417	0.424	0.444	
		Stride efficiency (%)	50.66	51.37	47.48	49.50	54.41	53.76	50.36	49.26	49.47	49.48	56.36	49.92	
		Stride count	35.13	34.88	36.28	35.54	33.89	34.10	35.23	35.62	35.55	35.54	33.30	460.03	

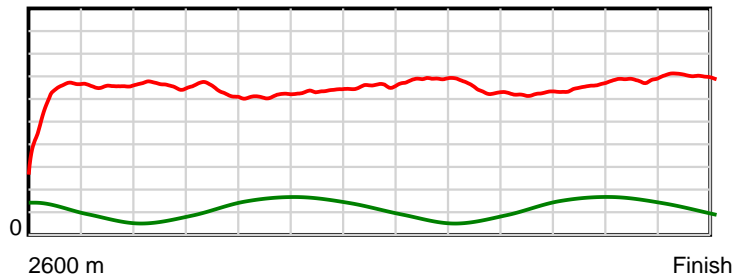
10 m Stride length



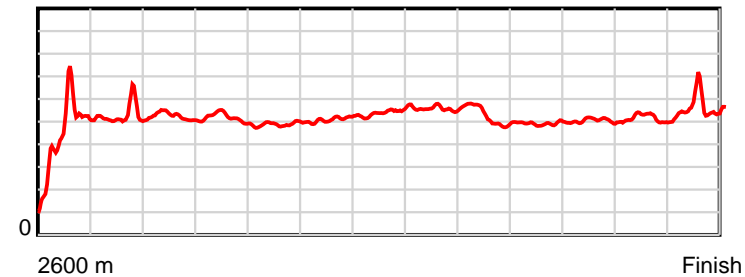
0.6 s Stride duration



20 m/sec Speed



100 % Stride efficiency



Note: Horizontal distance axis grid lines are 200m furlongs.

## Disclaimer.

HRNZ and NZMTC and Thoroughbred Ratings Pty Ltd accepts no responsibility for the completeness or accuracy of any of the information contained herein, and makes no representations about its suitability for any particular purpose. Users should make their own judgements about those matters and/or seek independent advice. You assume all risks associated with use of the data provided on this page.



# Race Results



September 01, 2017, Race 6, HARAS DES TROTTEURS HANDICAP TROT, Distance 2600m, Addington - Survey 3200m

Result	TAB no.	Horse (Barrier)	2600 to	2400m to
9th	6	Arran Chief (8)	2400m	2200m
		Position in running (margin)	-	8(12.9)
		Sectional time (s)	19.86	15.20
		Cumulative time (s)	204.62	184.76
		Speed (m/s)	10.07	13.16
		Stride length (m)	5.30	6.02
		Stride duration (s)	0.457	0.458
		Stride efficiency (%)	43.97	56.66
		Stride count	37.70	33.21

#### Disclaimer.

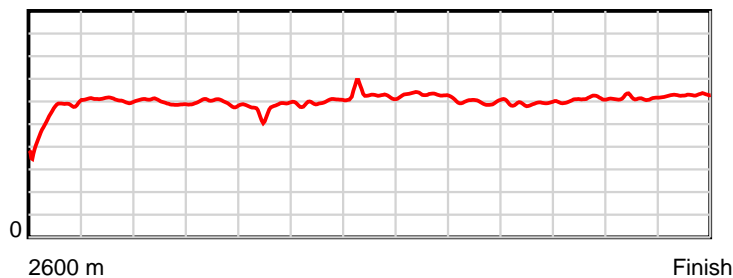
HRNZ and NZMTC and Thoroughbred Ratings Pty Ltd accepts no responsibility for the completeness or accuracy of any of the information contained herein, and makes no representations about its suitability for any particular purpose. Users should make their own judgements about those matters and/or seek independent advice. You assume all risks associated with use of the data provided on this page.

# Race Results

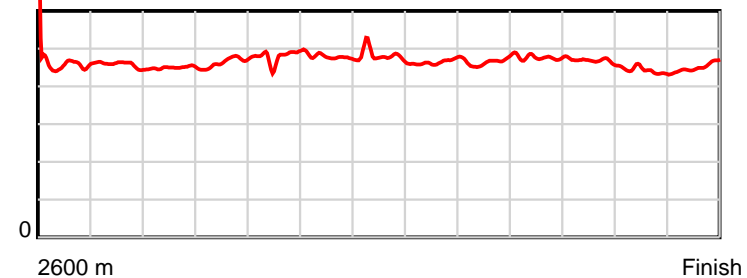
September 01, 2017, Race 6, HARAS DES TROTTEURS HANDICAP TROT, Distance 2600m, Addington - Survey 3200m

Result	TAB no.	Horse (Barrier)	2200m to	2000m to	1800m to	1600m to	1400m to	1200m to	1000m to	800m to	600m to	400m to	200m to	Total or	Margin
9th	6	Arran Chief (8)	2000m	1800m	1600m	1400m	1200m	1000m	800m	600m	400m	200m	WP	Average	
		Position in running (margin)	8(11.1)	7(7.1)	7(8.4)	8(7.9)	8(8.1)	9(8.5)	9(9.4)	9(8.1)	9(8.1)	9(8.1)	9(7.5)		9.10
		Sectional time (s)	15.09	15.71	16.83	16.02	15.28	14.89	15.61	16.14	15.41	14.37	14.21		
		Cumulative time (s)	169.56	154.47	138.76	121.93	105.91	90.63	75.74	60.13	43.99	28.58	14.21	3:24.62	
		Speed (m/s)	13.25	12.73	11.88	12.48	13.09	13.43	12.81	12.39	12.98	13.92	14.07	12.71	
		Stride length (m)	5.96	5.91	5.69	5.97	6.26	6.25	5.97	5.90	6.06	6.14	6.38	5.98	
		Stride duration (s)	0.449	0.464	0.479	0.478	0.479	0.465	0.466	0.476	0.467	0.441	0.453	0.470	
		Stride efficiency (%)	55.49	54.61	50.68	55.61	61.33	61.08	55.64	54.44	57.46	58.96	63.63	55.79	
		Stride count	33.56	33.83	35.12	33.53	31.92	31.99	33.52	33.88	32.98	32.56	31.34	435.14	

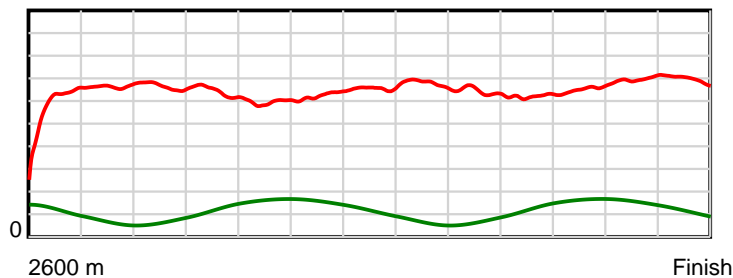
10 m Stride length



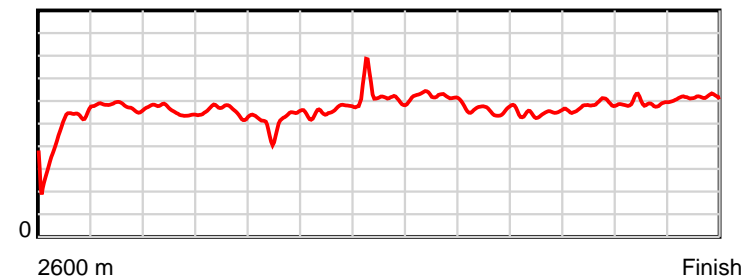
0.6 s Stride duration



20 m/sec Speed



100 % Stride efficiency



Note: Horizontal distance axis grid lines are 200m furlongs.

## Disclaimer.

HRNZ and NZMTC and Thoroughbred Ratings Pty Ltd accepts no responsibility for the completeness or accuracy of any of the information contained herein, and makes no representations about its suitability for any particular purpose. Users should make their own judgements about those matters and/or seek independent advice. You assume all risks associated with use of the data provided on this page.



# Race Results



September 01, 2017, Race 6, HARAS DES TROTTEURS HANDICAP TROT, Distance 2600m, Addington - Survey 3200m

Result	TAB no.	Horse (Barrier)	2600 to	2400m to
10th	7	<b>Harriet Of Mot (9)</b>	<b>2400m</b>	<b>2200m</b>
		Position in running (margin)	-	10(30.1)
		Sectional time (s)	22.54	15.69
		Cumulative time (s)	217.14	194.60
		Speed (m/s)	8.87	12.75
		Stride length (m)	4.75	6.05
		Stride duration (s)	0.479	0.475
		Stride efficiency (%)	35.28	57.28
		Stride count	42.09	33.03

#### Disclaimer.

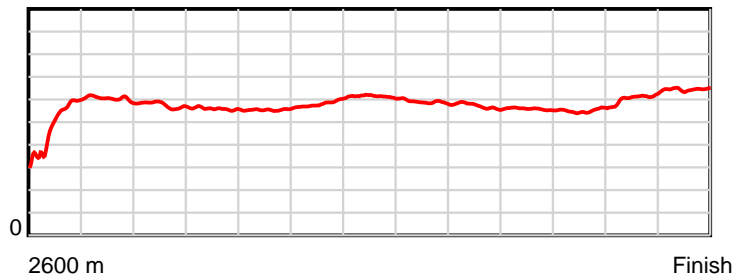
HRNZ and NZMTC and Thoroughbred Ratings Pty Ltd accepts no responsibility for the completeness or accuracy of any of the information contained herein, and makes no representations about its suitability for any particular purpose. Users should make their own judgements about those matters and/or seek independent advice. You assume all risks associated with use of the data provided on this page.

# Race Results

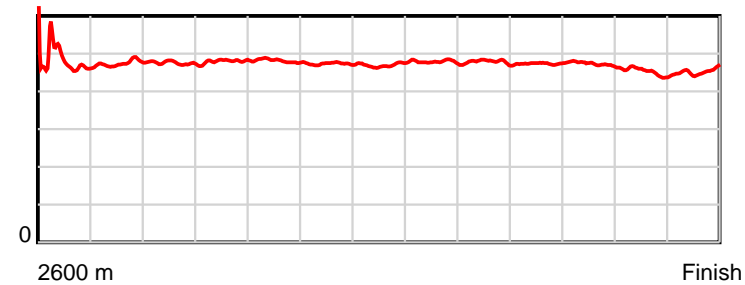
September 01, 2017, Race 6, HARAS DES TROTTEURS HANDICAP TROT, Distance 2600m, Addington - Survey 3200m

Result	TAB no.	Horse (Barrier)	2200m to	2000m to	1800m to	1600m to	1400m to	1200m to	1000m to	800m to	600m to	400m to	200m to	Total or	Margin
10th	7	Harriet Of Mot (9)	2000m	1800m	1600m	1400m	1200m	1000m	800m	600m	400m	200m	WP	Average	
		Position in running (margin)	10(31.2)	10(35.7)	10(46.1)	10(49.0)	10(50.0)	10(50.4)	10(59.5)	10(65.3)	10(70.1)	10(81.4)	10(84.0)		76.70
		Sectional time (s)	16.51	17.21	17.41	16.15	15.28	16.24	16.81	16.93	17.30	14.89	14.18		
		Cumulative time (s)	178.91	162.40	145.19	127.78	111.63	96.35	80.11	63.30	46.37	29.07	14.18	3:37.14	
		Speed (m/s)	12.11	11.62	11.49	12.38	13.09	12.32	11.90	11.81	11.56	13.43	14.10	11.97	
		Stride length (m)	5.75	5.58	5.53	5.85	6.15	5.89	5.69	5.59	5.47	6.07	6.40	5.72	
		Stride duration (s)	0.475	0.480	0.481	0.473	0.470	0.479	0.478	0.474	0.473	0.452	0.454	0.478	
		Stride efficiency (%)	51.74	48.58	47.79	53.51	59.07	54.29	50.55	48.91	46.71	57.49	64.04	51.19	
		Stride count	34.76	35.87	36.17	34.18	32.53	33.93	35.16	35.75	36.58	32.97	31.24	454.26	

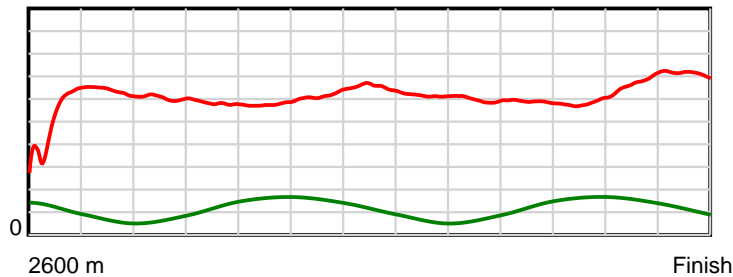
10 m Stride length



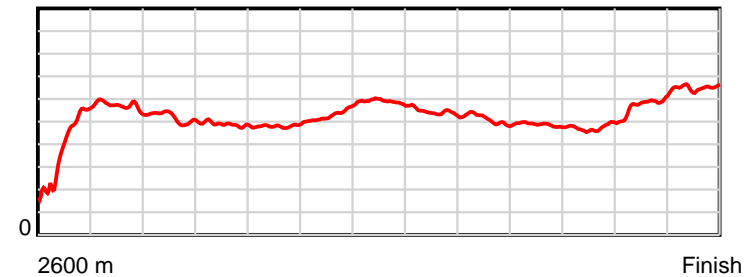
0.6 s Stride duration



20 m/sec Speed



100 % Stride efficiency



Note: Horizontal distance axis grid lines are 200m furlongs.

## Disclaimer.

HRNZ and NZMTC and Thoroughbred Ratings Pty Ltd accepts no responsibility for the completeness or accuracy of any of the information contained herein, and makes no representations about its suitability for any particular purpose. Users should make their own judgements about those matters and/or seek independent advice. You assume all risks associated with use of the data provided on this page.