



Race Results

NZ Metropolitan Trotting Club Inc, HRNZ, September 01, 2017

Compilation date: September 2, 2017, 5:46:32 PM (NZST)

Copyright © 2017 HRNZ and NZMTC. All rights reserved.

Trademarks.

StrideMASTER is a registered trademark of Thoroughbred Ratings Pty Ltd.

Disclaimer.

HRNZ and NZMTC and Thoroughbred Ratings Pty Ltd accepts no responsibility for the completeness or accuracy of any of the information contained herein, and makes no representations about its suitability for any particular purpose. Users should make their own judgements about those matters and/or seek independent advice. You assume all risks associated with use of the data provided on this page.



Race Results



September 01, 2017, Race 9, ALABAR PACE, Distance 2600m, Addington - Survey 3200m

Result	TAB no.	Horse (Barrier)	2600 to	2400m to
1st	8	God Only Knows (8)	2400m	2200m
		Position in running (margin)	-	1(0.0)
		Sectional time (s)	16.43	15.22
		Cumulative time (s)	204.18	187.75
		Speed (m/s)	12.18	13.14
		Stride length (m)	5.38	6.01
		Stride duration (s)	0.437	0.457
		Stride efficiency (%)	45.17	56.45
		Stride count	37.20	33.27

Disclaimer.

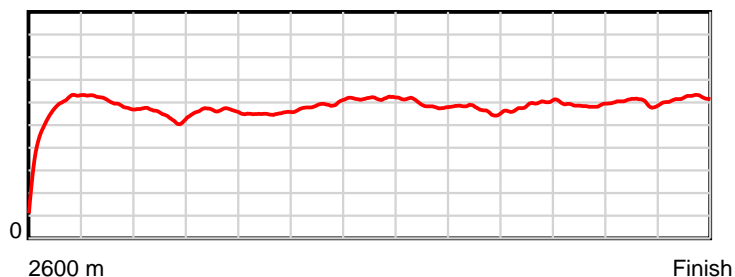
HRNZ and NZMTC and Thoroughbred Ratings Pty Ltd accepts no responsibility for the completeness or accuracy of any of the information contained herein, and makes no representations about its suitability for any particular purpose. Users should make their own judgements about those matters and/or seek independent advice. You assume all risks associated with use of the data provided on this page.

Race Results

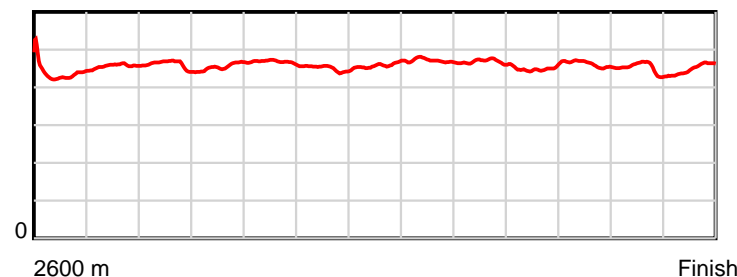
September 01, 2017, Race 9, ALABAR PACE, Distance 2600m, Addington - Survey 3200m

Result	TAB no.	Horse (Barrier)	2200m to	2000m to	1800m to	1600m to	1400m to	1200m to	1000m to	800m to	600m to	400m to	200m to	Total or	Margin
1st	8	God Only Knows (8)	2000m	1800m	1600m	1400m	1200m	1000m	800m	600m	400m	200m	WP	Average	
		Position in running (margin)	1(0.0)	1(0.0)	1(0.0)	1(0.0)	1(0.0)	2(1.8)	3(1.9)	4(1.8)	3(2.0)	4(2.1)	1(0.0)		0.00
		Sectional time (s)	16.82	16.17	16.94	15.26	14.74	15.78	16.30	15.24	15.69	14.98	14.61		
		Cumulative time (s)	172.53	155.71	139.54	122.60	107.34	92.60	76.82	60.52	45.28	29.59	14.61	3:24.18	
		Speed (m/s)	11.89	12.37	11.81	13.11	13.57	12.67	12.27	13.12	12.75	13.35	13.69	12.73	
		Stride length (m)	5.48	5.62	5.52	5.91	6.23	5.96	5.75	5.90	5.89	6.02	6.16	5.82	
		Stride duration (s)	0.461	0.455	0.468	0.451	0.459	0.470	0.468	0.450	0.462	0.451	0.450	0.457	
		Stride efficiency (%)	46.89	49.42	47.60	54.53	60.58	55.59	51.59	54.47	54.14	56.65	59.20	52.95	
		Stride count	36.51	35.56	36.24	33.86	32.12	33.53	34.81	33.87	33.98	33.22	32.49	446.66	

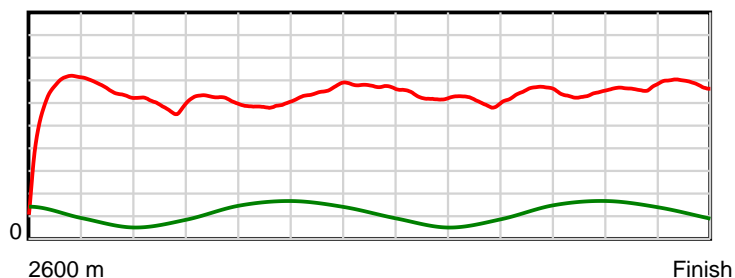
10 m Stride length



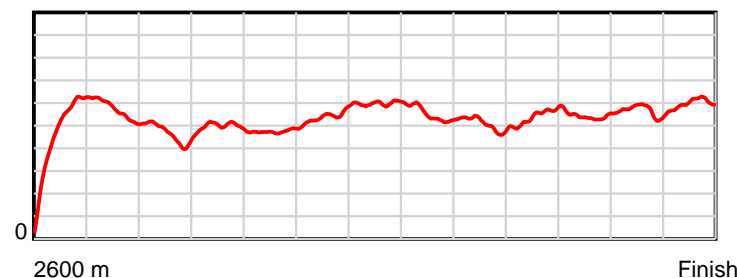
0.6 s Stride duration



20 m/sec Speed



100 % Stride efficiency



Note: Horizontal distance axis grid lines are 200m furlongs.

Disclaimer.

HRNZ and NZMTC and Thoroughbred Ratings Pty Ltd accepts no responsibility for the completeness or accuracy of any of the information contained herein, and makes no representations about its suitability for any particular purpose. Users should make their own judgements about those matters and/or seek independent advice. You assume all risks associated with use of the data provided on this page.



Race Results



September 01, 2017, Race 9, ALABAR PACE, Distance 2600m, Addington - Survey 3200m

Result	TAB no.	Horse (Barrier)	2600 to	2400m to
2nd	6	Vintage Beach (6)	2400m	2200m
		Position in running (margin)	-	9(9.6)
		Sectional time (s)	17.98	15.62
		Cumulative time (s)	204.28	186.30
		Speed (m/s)	11.13	12.80
		Stride length (m)	5.65	6.14
		Stride duration (s)	0.486	0.479
		Stride efficiency (%)	49.90	58.86
		Stride count	35.39	32.59

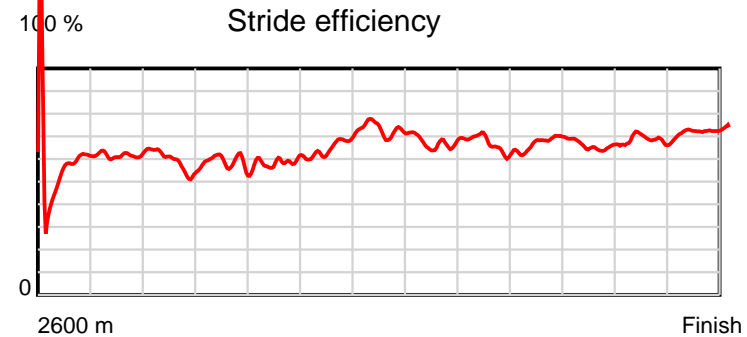
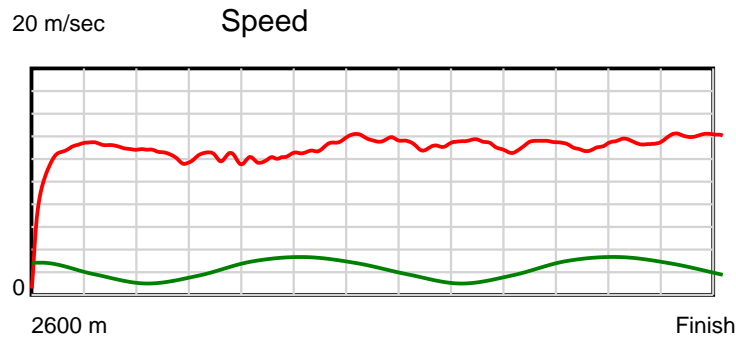
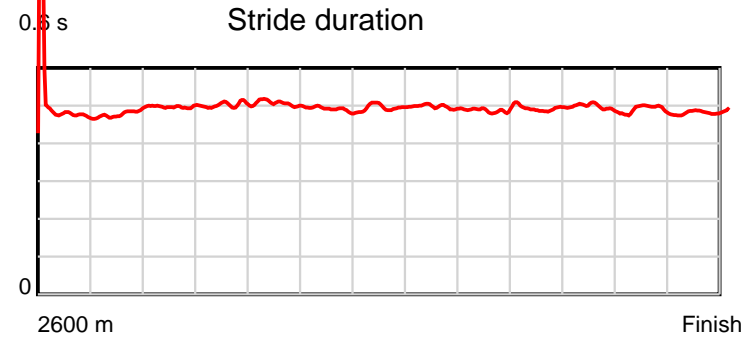
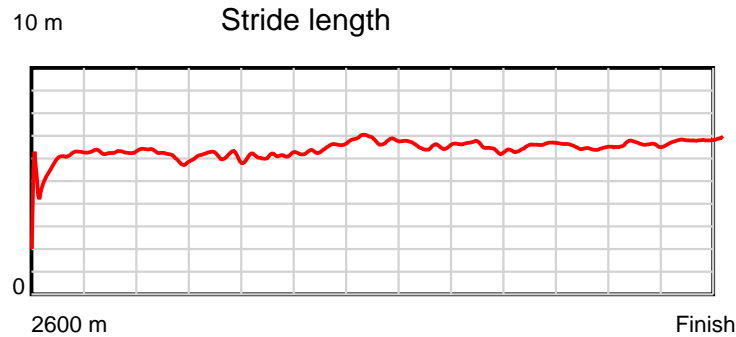
Disclaimer.

HRNZ and NZMTC and Thoroughbred Ratings Pty Ltd accepts no responsibility for the completeness or accuracy of any of the information contained herein, and makes no representations about its suitability for any particular purpose. Users should make their own judgements about those matters and/or seek independent advice. You assume all risks associated with use of the data provided on this page.

Race Results

September 01, 2017, Race 9, ALABAR PACE, Distance 2600m, Addington - Survey 3200m

Result	TAB no.	Horse (Barrier)	2200m to	2000m to	1800m to	1600m to	1400m to	1200m to	1000m to	800m to	600m to	400m to	200m to	Total or	Margin
2nd	6	Vintage Beach (6)	2000m	1800m	1600m	1400m	1200m	1000m	800m	600m	400m	200m	WP	Average	
		Position in running (margin)	9(12.0)	11(10.3)	12(12.4)	13(11.8)	13(12.5)	13(13.4)	12(11.2)	7(6.0)	7(4.0)	8(4.2)	6(2.8)		0.50
		Sectional time (s)	16.52	16.54	16.84	15.39	14.58	15.40	15.45	14.89	15.70	15.10	14.27		
		Cumulative time (s)	170.68	154.16	137.62	120.78	105.39	90.81	75.41	59.96	45.07	29.37	14.27	3:24.28	
		Speed (m/s)	12.11	12.09	11.88	13.00	13.72	12.99	12.94	13.43	12.74	13.25	14.02	12.73	
		Stride length (m)	6.02	6.06	6.02	6.37	6.81	6.44	6.34	6.60	6.30	6.47	6.76	6.29	
		Stride duration (s)	0.497	0.501	0.507	0.490	0.496	0.496	0.489	0.491	0.494	0.488	0.482	0.494	
		Stride efficiency (%)	56.57	57.45	56.58	63.40	72.41	64.83	62.74	68.06	61.94	65.33	71.36	61.80	
		Stride count	33.24	32.99	33.24	31.40	29.38	31.05	31.56	30.31	31.77	30.93	29.60	413.45	



Note: Horizontal distance axis grid lines are 200m furlongs.

Disclaimer.

HRNZ and NZMTC and Thoroughbred Ratings Pty Ltd accepts no responsibility for the completeness or accuracy of any of the information contained herein, and makes no representations about its suitability for any particular purpose. Users should make their own judgements about those matters and/or seek independent advice. You assume all risks associated with use of the data provided on this page.



Race Results



September 01, 2017, Race 9, ALABAR PACE, Distance 2600m, Addington - Survey 3200m

Result	TAB no.	Horse (Barrier)	2600 to	2400m to
3rd	9	Norman Richard... (9)	2400m	2200m
		Position in running (margin)	-	2(1.7)
		Sectional time (s)	16.81	15.26
		Cumulative time (s)	204.62	187.81
		Speed (m/s)	11.90	13.11
		Stride length (m)	5.77	6.27
		Stride duration (s)	0.482	0.478
		Stride efficiency (%)	52.07	61.41
		Stride count	34.65	31.90

Disclaimer.

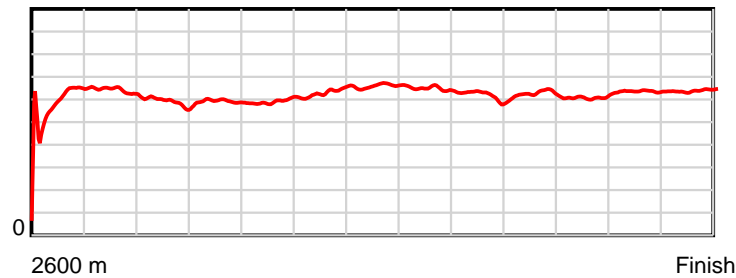
HRNZ and NZMTC and Thoroughbred Ratings Pty Ltd accepts no responsibility for the completeness or accuracy of any of the information contained herein, and makes no representations about its suitability for any particular purpose. Users should make their own judgements about those matters and/or seek independent advice. You assume all risks associated with use of the data provided on this page.

Race Results

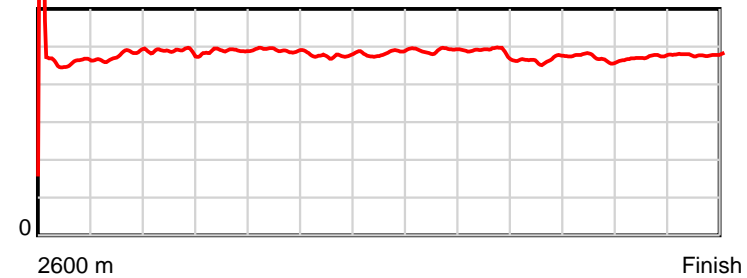
September 01, 2017, Race 9, ALABAR PACE, Distance 2600m, Addington - Survey 3200m

Result	TAB no.	Horse (Barrier)	2200m to	2000m to	1800m to	1600m to	1400m to	1200m to	1000m to	800m to	600m to	400m to	200m to	Total or	Margin
3rd	9	Norman Richard... (9)	2000m	1800m	1600m	1400m	1200m	1000m	800m	600m	400m	200m	WP	Average	
		Position in running (margin)	2(1.9)	3(1.5)	3(3.4)	4(3.1)	5(3.7)	5(5.4)	4(3.6)	3(1.6)	2(0.2)	2(0.2)	3(0.2)		2.40
		Sectional time (s)	16.75	16.50	16.89	15.37	14.72	15.47	15.97	14.99	15.66	15.33	14.90		
		Cumulative time (s)	172.55	155.80	139.30	122.41	107.04	92.32	76.85	60.88	45.89	30.23	14.90	3:24.62	
		Speed (m/s)	11.94	12.12	11.84	13.01	13.59	12.93	12.52	13.34	12.77	13.05	13.42	12.71	
		Stride length (m)	5.82	5.93	5.82	6.20	6.56	6.34	6.08	6.22	6.00	6.18	6.42	6.12	
		Stride duration (s)	0.487	0.489	0.491	0.477	0.483	0.490	0.486	0.467	0.469	0.474	0.479	0.481	
		Stride efficiency (%)	52.89	54.92	52.86	60.12	67.32	62.83	57.74	60.51	56.17	59.74	64.50	58.43	
		Stride count	34.38	33.73	34.39	32.24	30.47	31.54	32.90	32.14	33.36	32.35	31.13	425.18	

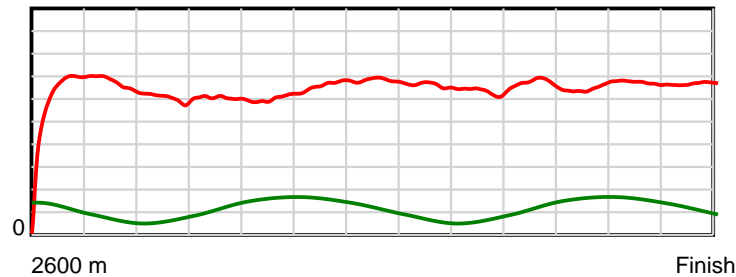
10 m Stride length



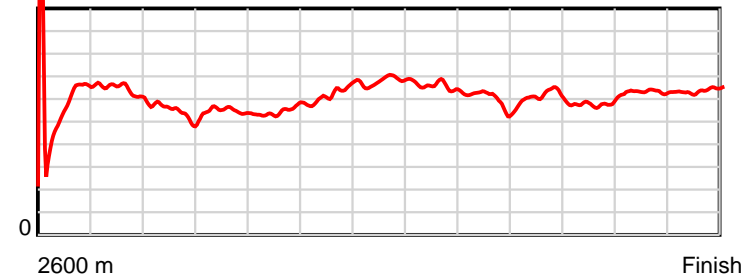
0.5 s Stride duration



20 m/sec Speed



100 % Stride efficiency



Note: Horizontal distance axis grid lines are 200m furlongs.

Disclaimer.

HRNZ and NZMTC and Thoroughbred Ratings Pty Ltd accepts no responsibility for the completeness or accuracy of any of the information contained herein, and makes no representations about its suitability for any particular purpose. Users should make their own judgements about those matters and/or seek independent advice. You assume all risks associated with use of the data provided on this page.



Race Results



September 01, 2017, Race 9, ALABAR PACE, Distance 2600m, Addington - Survey 3200m

Result	TAB no.	Horse (Barrier)	2600 to 2400m	2400m to 2200m
4th	5	Pine Cone (5)		
		Position in running (margin)	-	3(2.4)
		Sectional time (s)	16.77	15.22
		Cumulative time (s)	204.75	187.98
		Speed (m/s)	11.93	13.14
		Stride length (m)	5.17	5.81
		Stride duration (s)	0.421	0.442
		Stride efficiency (%)	41.83	52.66
		Stride count	38.65	34.45

Disclaimer.

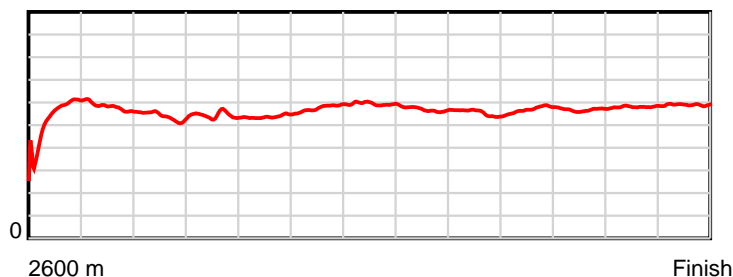
HRNZ and NZMTC and Thoroughbred Ratings Pty Ltd accepts no responsibility for the completeness or accuracy of any of the information contained herein, and makes no representations about its suitability for any particular purpose. Users should make their own judgements about those matters and/or seek independent advice. You assume all risks associated with use of the data provided on this page.

Race Results

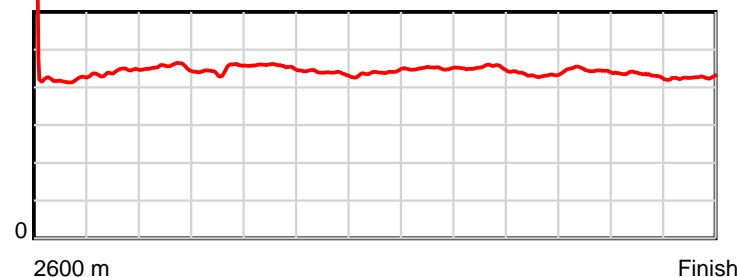
September 01, 2017, Race 9, ALABAR PACE, Distance 2600m, Addington - Survey 3200m

Result	TAB no.	Horse (Barrier)	2200m to	2000m to	1800m to	1600m to	1400m to	1200m to	1000m to	800m to	600m to	400m to	200m to	Total or	Margin
4th	5	Pine Cone (5)	2000m	1800m	1600m	1400m	1200m	1000m	800m	600m	400m	200m	WP	Average	
		Position in running (margin)	3(2.4)	4(2.3)	4(4.3)	5(4.5)	6(3.9)	6(5.7)	7(6.5)	9(6.4)	11(6.3)	10(6.4)	9(4.0)		3.10
		Sectional time (s)	16.81	16.50	16.97	15.17	14.74	15.89	16.30	15.21	15.69	14.93	14.55		
		Cumulative time (s)	172.76	155.95	139.45	122.48	107.31	92.57	76.68	60.38	45.17	29.48	14.55	3:24.75	
		Speed (m/s)	11.90	12.12	11.79	13.18	13.57	12.59	12.27	13.15	12.75	13.40	13.75	12.70	
		Stride length (m)	5.41	5.43	5.38	5.79	5.96	5.67	5.55	5.71	5.69	5.80	5.86	5.62	
		Stride duration (s)	0.454	0.448	0.456	0.439	0.439	0.450	0.452	0.434	0.446	0.433	0.427	0.443	
		Stride efficiency (%)	45.68	46.00	45.23	52.32	55.44	50.17	48.10	50.90	50.52	52.59	53.74	49.40	
		Stride count	36.99	36.86	37.18	34.56	33.58	35.30	36.05	35.04	35.17	34.48	34.10	462.41	

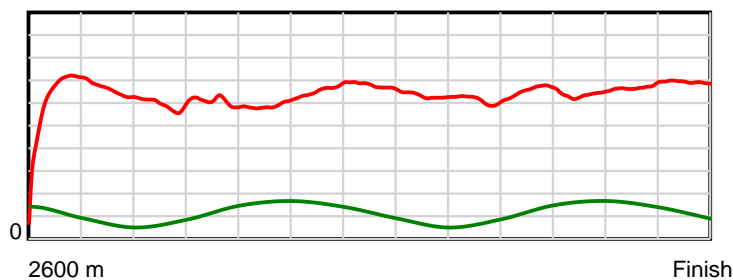
10 m Stride length



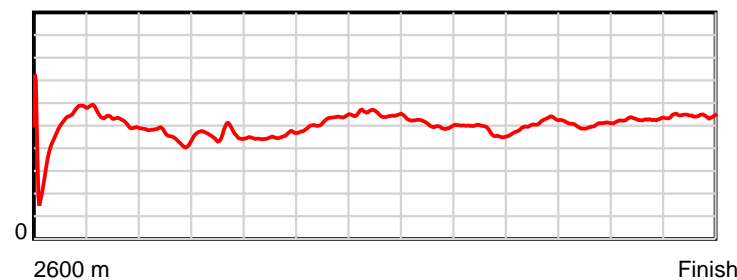
0.5 s Stride duration



20 m/sec Speed



100 % Stride efficiency



Note: Horizontal distance axis grid lines are 200m furlongs.

Disclaimer.

HRNZ and NZMTC and Thoroughbred Ratings Pty Ltd accepts no responsibility for the completeness or accuracy of any of the information contained herein, and makes no representations about its suitability for any particular purpose. Users should make their own judgements about those matters and/or seek independent advice. You assume all risks associated with use of the data provided on this page.



Race Results



September 01, 2017, Race 9, ALABAR PACE, Distance 2600m, Addington - Survey 3200m

Result	TAB no.	Horse (Barrier)	2600 to 2400m	2400m to 2200m
5th	10	Chaat (10)		
		Position in running (margin)	-	4(3.9)
		Sectional time (s)	17.25	15.42
		Cumulative time (s)	204.85	187.60
		Speed (m/s)	11.60	12.97
		Stride length (m)	5.61	5.89
		Stride duration (s)	0.462	0.454
		Stride efficiency (%)	49.11	54.27
		Stride count	35.68	33.94

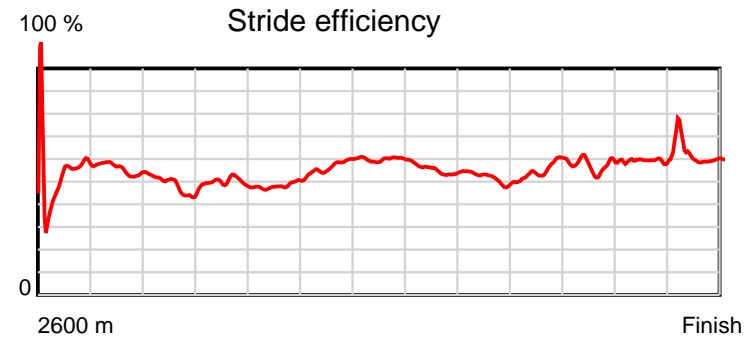
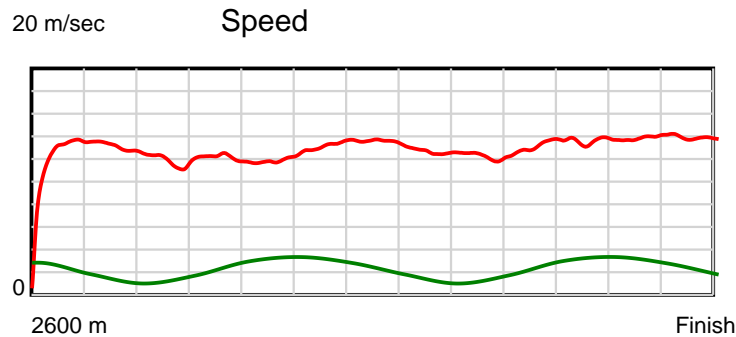
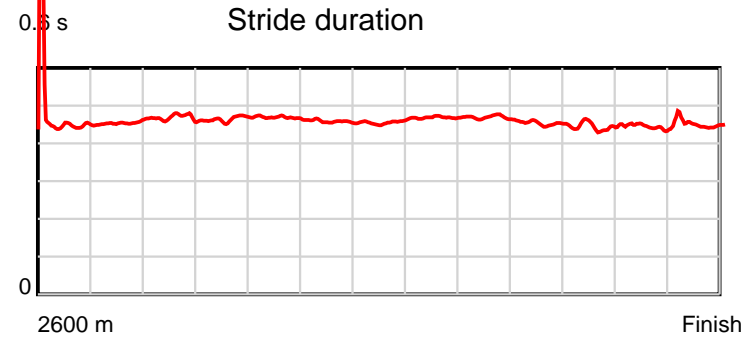
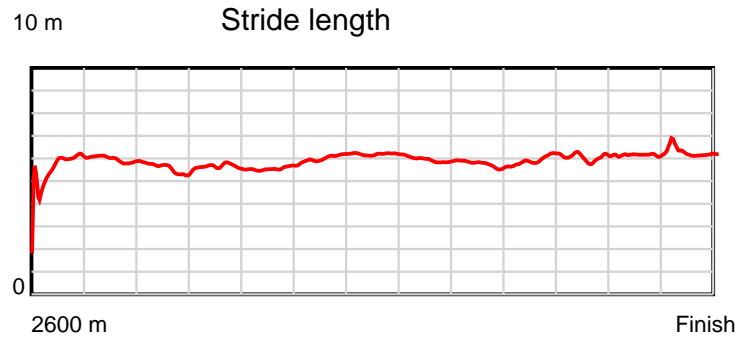
Disclaimer.

HRNZ and NZMTC and Thoroughbred Ratings Pty Ltd accepts no responsibility for the completeness or accuracy of any of the information contained herein, and makes no representations about its suitability for any particular purpose. Users should make their own judgements about those matters and/or seek independent advice. You assume all risks associated with use of the data provided on this page.

Race Results

September 01, 2017, Race 9, ALABAR PACE, Distance 2600m, Addington - Survey 3200m

Result	TAB no.	Horse (Barrier)	2200m to	2000m to	1800m to	1600m to	1400m to	1200m to	1000m to	800m to	600m to	400m to	200m to	Total or	Margin
5th	10	Chaaat (10)	2000m	1800m	1600m	1400m	1200m	1000m	800m	600m	400m	200m	WP	Average	
		Position in running (margin)	4(5.1)	6(4.9)	5(6.4)	8(6.8)	8(6.4)	8(8.2)	9(8.6)	11(8.3)	12(8.0)	11(6.5)	10(5.0)		3.60
		Sectional time (s)	16.79	16.42	17.01	15.19	14.75	15.82	16.26	15.17	15.42	15.08	14.27		
		Cumulative time (s)	172.18	155.39	138.97	121.96	106.77	92.02	76.20	59.94	44.77	29.35	14.27	3:24.85	
		Speed (m/s)	11.91	12.18	11.76	13.17	13.56	12.64	12.30	13.18	12.97	13.26	14.02	12.69	
		Stride length (m)	5.58	5.65	5.51	6.04	6.18	5.92	5.77	5.97	5.77	5.90	6.27	5.84	
		Stride duration (s)	0.469	0.464	0.469	0.458	0.456	0.468	0.469	0.453	0.445	0.445	0.447	0.460	
		Stride efficiency (%)	48.68	49.93	47.43	56.93	59.70	54.78	52.03	55.78	52.02	54.37	61.41	53.34	
		Stride count	35.83	35.38	36.30	33.13	32.36	33.78	34.66	33.48	34.66	33.91	31.90	445.01	



Note: Horizontal distance axis grid lines are 200m furlongs.

Disclaimer.

HRNZ and NZMTC and Thoroughbred Ratings Pty Ltd accepts no responsibility for the completeness or accuracy of any of the information contained herein, and makes no representations about its suitability for any particular purpose. Users should make their own judgements about those matters and/or seek independent advice. You assume all risks associated with use of the data provided on this page.



Race Results



September 01, 2017, Race 9, ALABAR PACE, Distance 2600m, Addington - Survey 3200m

Result	TAB no.	Horse (Barrier)	2600 to	2400m to
6th	4	Jay Jayz Boy (4)	2400m	2200m
		Position in running (margin)	-	5(5.8)
		Sectional time (s)	17.46	15.41
		Cumulative time (s)	204.88	187.42
		Speed (m/s)	11.46	12.98
		Stride length (m)	4.94	5.49
		Stride duration (s)	0.406	0.423
		Stride efficiency (%)	38.21	47.04
		Stride count	40.45	36.45

Disclaimer.

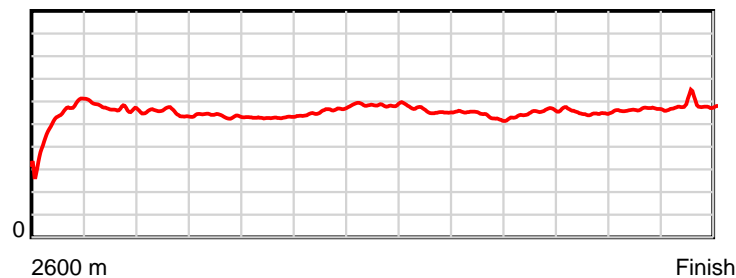
HRNZ and NZMTC and Thoroughbred Ratings Pty Ltd accepts no responsibility for the completeness or accuracy of any of the information contained herein, and makes no representations about its suitability for any particular purpose. Users should make their own judgements about those matters and/or seek independent advice. You assume all risks associated with use of the data provided on this page.

Race Results

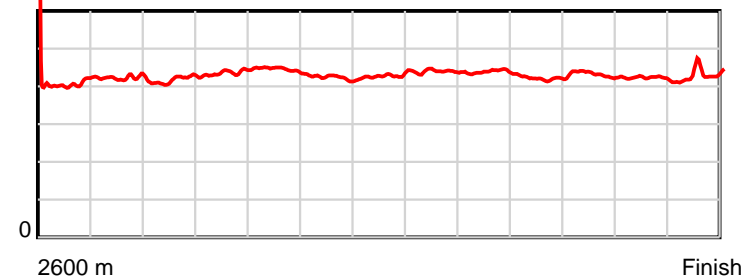
September 01, 2017, Race 9, ALABAR PACE, Distance 2600m, Addington - Survey 3200m

Result	TAB no.	Horse (Barrier)	2200m to	2000m to	1800m to	1600m to	1400m to	1200m to	1000m to	800m to	600m to	400m to	200m to	Total or	Margin
6th	4	Jay Jayz Boy (4)	2000m	1800m	1600m	1400m	1200m	1000m	800m	600m	400m	200m	WP	Average	
		Position in running (margin)	6(7.0)	2(0.5)	2(1.7)	2(2.1)	3(1.4)	4(3.6)	5(4.0)	5(3.6)	6(3.8)	6(3.7)	5(2.6)		3.80
		Sectional time (s)	15.74	16.38	17.00	15.15	14.81	15.82	16.26	15.25	15.66	15.13	14.81		
		Cumulative time (s)	172.01	156.27	139.89	122.89	107.74	92.93	77.11	60.85	45.60	29.94	14.81	3:24.88	
		Speed (m/s)	12.71	12.21	11.76	13.20	13.50	12.64	12.30	13.11	12.77	13.22	13.50	12.69	
		Stride length (m)	5.31	5.34	5.23	5.58	5.80	5.55	5.39	5.52	5.52	5.57	5.80	5.46	
		Stride duration (s)	0.418	0.437	0.445	0.423	0.429	0.439	0.438	0.421	0.432	0.422	0.430	0.430	
		Stride efficiency (%)	44.06	44.51	42.81	48.69	52.48	48.16	45.38	47.69	47.53	48.55	52.61	46.52	
		Stride count	37.66	37.47	38.21	35.83	34.51	36.03	37.11	36.20	36.26	35.88	34.47	476.53	

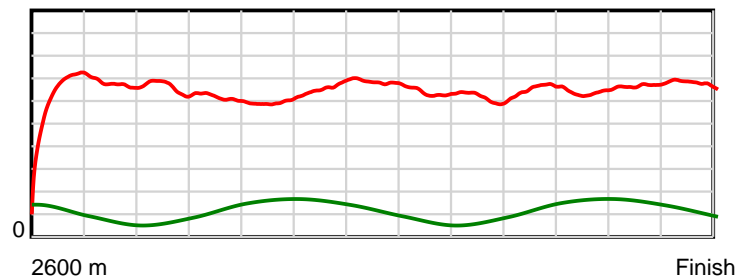
10 m Stride length



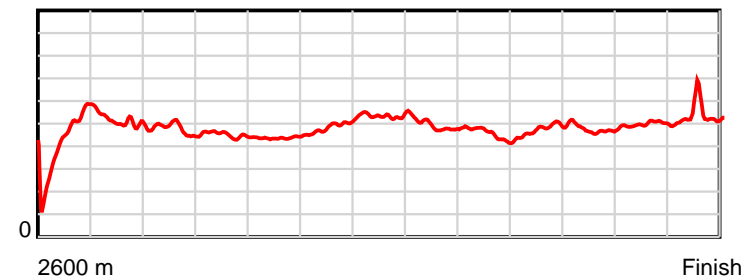
0.6 s Stride duration



20 m/sec Speed



100 % Stride efficiency



Note: Horizontal distance axis grid lines are 200m furlongs.

Disclaimer.

HRNZ and NZMTC and Thoroughbred Ratings Pty Ltd accepts no responsibility for the completeness or accuracy of any of the information contained herein, and makes no representations about its suitability for any particular purpose. Users should make their own judgements about those matters and/or seek independent advice. You assume all risks associated with use of the data provided on this page.



Race Results



September 01, 2017, Race 9, ALABAR PACE, Distance 2600m, Addington - Survey 3200m

Result	TAB no.	Horse (Barrier)	2600 to	2400m to
7th	1	The Go To Man (1)	2400m	2200m
		Position in running (margin)	-	7(6.8)
		Sectional time (s)	17.69	15.07
		Cumulative time (s)	205.02	187.33
		Speed (m/s)	11.31	13.27
		Stride length (m)	5.43	5.95
		Stride duration (s)	0.450	0.449
		Stride efficiency (%)	46.16	55.41
		Stride count	36.80	33.59

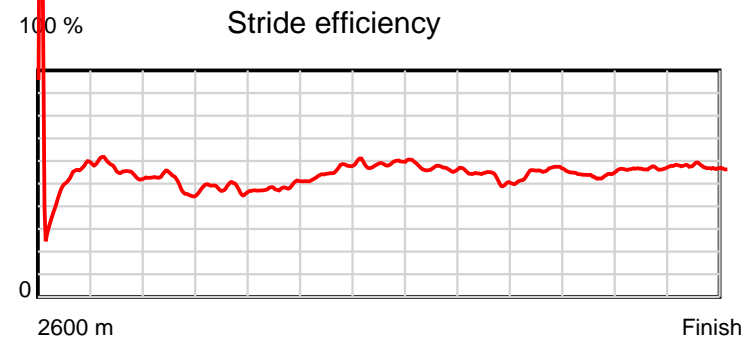
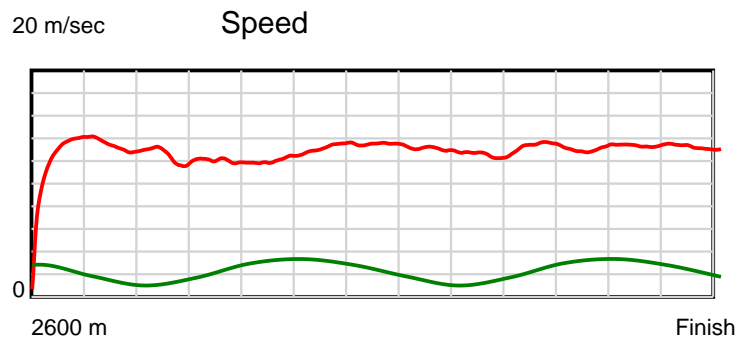
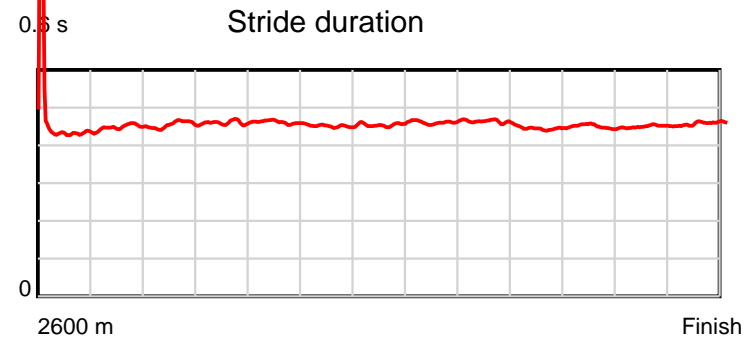
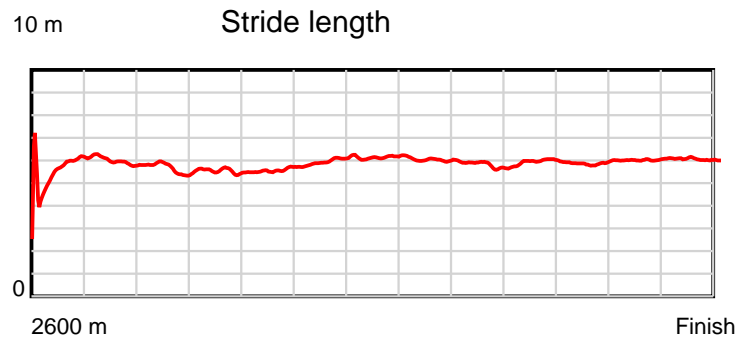
Disclaimer.

HRNZ and NZMTC and Thoroughbred Ratings Pty Ltd accepts no responsibility for the completeness or accuracy of any of the information contained herein, and makes no representations about its suitability for any particular purpose. Users should make their own judgements about those matters and/or seek independent advice. You assume all risks associated with use of the data provided on this page.

Race Results

September 01, 2017, Race 9, ALABAR PACE, Distance 2600m, Addington - Survey 3200m

Result	TAB no.	Horse (Barrier)	2200m to	2000m to	1800m to	1600m to	1400m to	1200m to	1000m to	800m to	600m to	400m to	200m to	Total or	Margin
7th	1	The Go To Man (1)	2000m	1800m	1600m	1400m	1200m	1000m	800m	600m	400m	200m	WP	Average	
		Position in running (margin)	5(5.9)	5(3.9)	6(6.8)	7(5.8)	7(5.7)	7(7.6)	6(5.4)	6(4.2)	4(2.3)	5(2.7)	4(2.1)		4.60
		Sectional time (s)	16.49	16.66	16.78	15.24	14.76	15.40	16.12	14.90	15.74	15.23	14.94		
		Cumulative time (s)	172.26	155.77	139.11	122.33	107.09	92.33	76.93	60.81	45.91	30.17	14.94	3:25.02	
		Speed (m/s)	12.13	12.00	11.92	13.12	13.55	12.99	12.41	13.42	12.71	13.13	13.39	12.68	
		Stride length (m)	5.51	5.53	5.50	5.92	6.17	5.99	5.73	5.97	5.71	5.91	6.13	5.79	
		Stride duration (s)	0.454	0.460	0.461	0.451	0.455	0.461	0.462	0.444	0.450	0.450	0.457	0.457	
		Stride efficiency (%)	47.44	47.71	47.28	54.73	59.52	56.04	51.24	55.61	51.03	54.59	58.64	52.44	
		Stride count	36.30	36.20	36.36	33.80	32.41	33.40	34.93	33.53	35.00	33.84	32.65	448.81	



Note: Horizontal distance axis grid lines are 200m furlongs.

Disclaimer.

HRNZ and NZMTC and Thoroughbred Ratings Pty Ltd accepts no responsibility for the completeness or accuracy of any of the information contained herein, and makes no representations about its suitability for any particular purpose. Users should make their own judgements about those matters and/or seek independent advice. You assume all risks associated with use of the data provided on this page.



Race Results



September 01, 2017, Race 9, ALABAR PACE, Distance 2600m, Addington - Survey 3200m

Result	TAB no.	Horse (Barrier)	2600 to	2400m to
8th	15	Hit The Sky (15)	2400m	2200m
		Position in running (margin)	-	12(15.5)
		Sectional time (s)	19.10	15.75
		Cumulative time (s)	205.20	186.10
		Speed (m/s)	10.47	12.70
		Stride length (m)	5.31	5.48
		Stride duration (s)	0.413	0.431
		Stride efficiency (%)	44.13	46.84
		Stride count	37.63	36.53

Disclaimer.

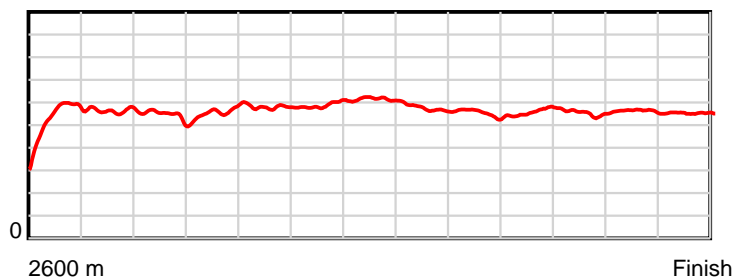
HRNZ and NZMTC and Thoroughbred Ratings Pty Ltd accepts no responsibility for the completeness or accuracy of any of the information contained herein, and makes no representations about its suitability for any particular purpose. Users should make their own judgements about those matters and/or seek independent advice. You assume all risks associated with use of the data provided on this page.

Race Results

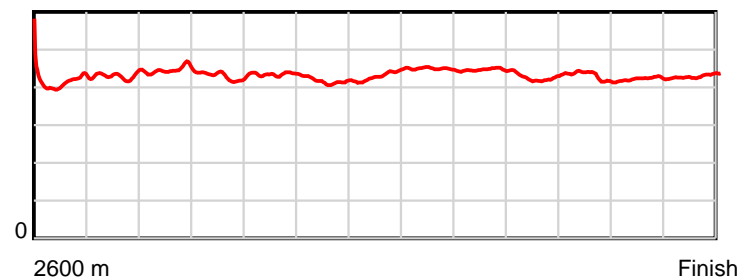
September 01, 2017, Race 9, ALABAR PACE, Distance 2600m, Addington - Survey 3200m

Result	TAB no.	Horse (Barrier)	2200m to	2000m to	1800m to	1600m to	1400m to	1200m to	1000m to	800m to	600m to	400m to	200m to	Total or	Margin
8th	15	Hit The Sky (15)	2000m	1800m	1600m	1400m	1200m	1000m	800m	600m	400m	200m	WP	Average	
		Position in running (margin)	14(18.7)	14(18.2)	13(13.5)	6(5.1)	2(1.0)	1(0.0)	1(0.0)	1(0.0)	1(0.0)	1(0.0)	2(0.1)		5.50
		Sectional time (s)	16.73	15.39	15.54	14.58	14.28	15.76	16.31	15.22	15.67	15.33	15.54		
		Cumulative time (s)	170.35	153.62	138.23	122.69	108.11	93.83	78.07	61.76	46.54	30.87	15.54	3:25.20	
		Speed (m/s)	11.95	13.00	12.87	13.72	14.01	12.69	12.26	13.14	12.76	13.05	12.87	12.67	
		Stride length (m)	5.34	5.58	5.59	5.71	6.08	5.69	5.48	5.59	5.47	5.52	5.54	5.56	
		Stride duration (s)	0.446	0.430	0.434	0.416	0.434	0.448	0.447	0.425	0.429	0.423	0.430	0.439	
		Stride efficiency (%)	44.48	48.70	48.79	50.88	57.76	50.59	46.96	48.76	46.76	47.57	47.90	48.32	
		Stride count	37.49	35.82	35.79	35.05	32.90	35.15	36.48	35.80	36.56	36.25	36.12	467.57	

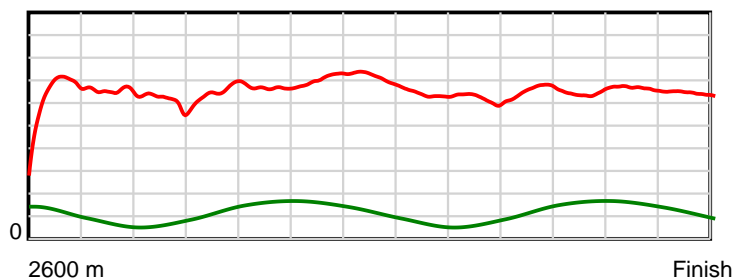
10 m Stride length



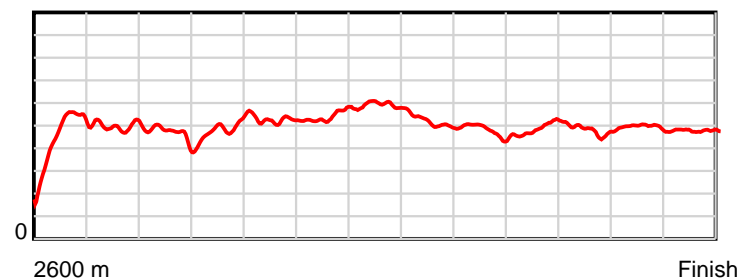
0.6 s Stride duration



20 m/sec Speed



100 % Stride efficiency



Note: Horizontal distance axis grid lines are 200m furlongs.

Disclaimer.

HRNZ and NZMTC and Thoroughbred Ratings Pty Ltd accepts no responsibility for the completeness or accuracy of any of the information contained herein, and makes no representations about its suitability for any particular purpose. Users should make their own judgements about those matters and/or seek independent advice. You assume all risks associated with use of the data provided on this page.



Race Results



September 01, 2017, Race 9, ALABAR PACE, Distance 2600m, Addington - Survey 3200m

Result	TAB no.	Horse (Barrier)	2600 to	2400m to
9th	16	Mega Watt (16)	2400m	2200m
		Position in running (margin)	-	10(11.7)
		Sectional time (s)	18.25	15.69
		Cumulative time (s)	205.63	187.38
		Speed (m/s)	10.96	12.75
		Stride length (m)	5.71	5.97
		Stride duration (s)	0.457	0.468
		Stride efficiency (%)	50.93	55.65
		Stride count	35.03	33.52

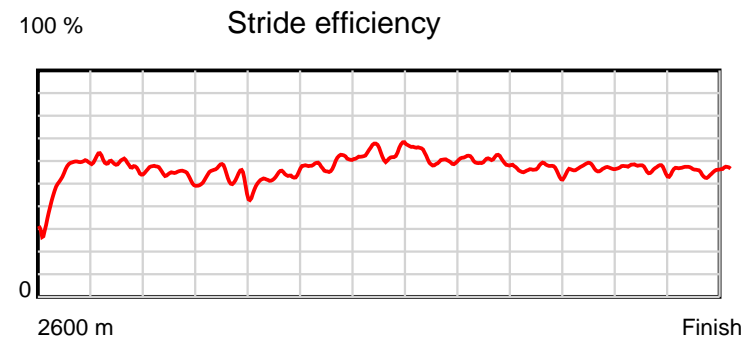
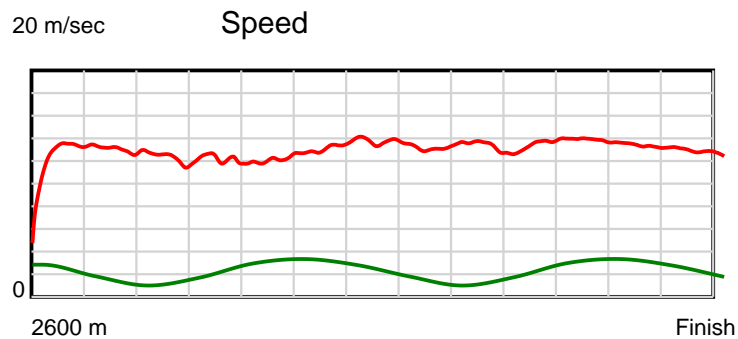
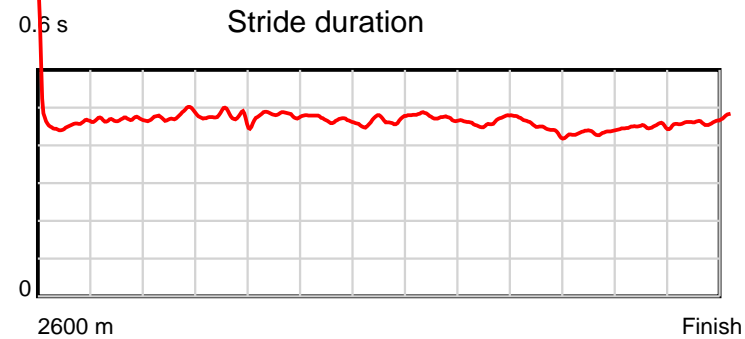
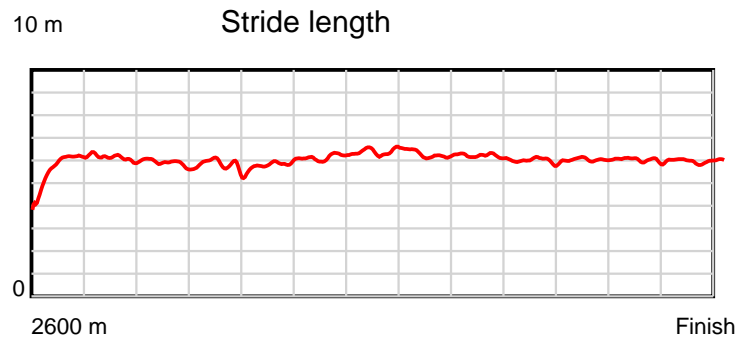
Disclaimer.

HRNZ and NZMTC and Thoroughbred Ratings Pty Ltd accepts no responsibility for the completeness or accuracy of any of the information contained herein, and makes no representations about its suitability for any particular purpose. Users should make their own judgements about those matters and/or seek independent advice. You assume all risks associated with use of the data provided on this page.

Race Results

September 01, 2017, Race 9, ALABAR PACE, Distance 2600m, Addington - Survey 3200m

Result	TAB no.	Horse (Barrier)	2200m to	2000m to	1800m to	1600m to	1400m to	1200m to	1000m to	800m to	600m to	400m to	200m to	Total or	Margin
9th	16	Mega Watt (16)	2000m	1800m	1600m	1400m	1200m	1000m	800m	600m	400m	200m	WP	Average	
		Position in running (margin)	11(14.6)	12(13.2)	14(14.9)	14(14.2)	14(15.2)	14(15.7)	15(13.9)	12(8.6)	9(5.7)	3(2.0)	7(2.9)		7.90
		Sectional time (s)	16.59	16.46	16.82	15.43	14.53	15.46	15.43	14.74	15.05	15.47	15.71		
		Cumulative time (s)	171.69	155.10	138.64	121.82	106.39	91.86	76.40	60.97	46.23	31.18	15.71	3:25.63	
		Speed (m/s)	12.06	12.15	11.89	12.96	13.76	12.94	12.96	13.57	13.29	12.93	12.73	12.64	
		Stride length (m)	5.78	5.78	5.72	6.07	6.42	6.13	6.02	6.01	5.80	5.83	5.94	5.93	
		Stride duration (s)	0.480	0.475	0.481	0.468	0.467	0.474	0.465	0.443	0.436	0.451	0.466	0.469	
		Stride efficiency (%)	52.25	52.13	51.09	57.55	64.42	58.65	56.73	56.39	52.56	53.19	55.05	54.95	
		Stride count	34.59	34.63	34.98	32.96	31.15	32.65	33.20	33.29	34.49	34.28	33.70	438.47	



Note: Horizontal distance axis grid lines are 200m furlongs.

Disclaimer.

HRNZ and NZMTC and Thoroughbred Ratings Pty Ltd accepts no responsibility for the completeness or accuracy of any of the information contained herein, and makes no representations about its suitability for any particular purpose. Users should make their own judgements about those matters and/or seek independent advice. You assume all risks associated with use of the data provided on this page.



Race Results



September 01, 2017, Race 9, ALABAR PACE, Distance 2600m, Addington - Survey 3200m

Result	TAB no.	Horse (Barrier)	2600 to	2400m to
10th	14	Still Of The N... (14)	2400m	2200m
		Position in running (margin)	-	15(19.4)
		Sectional time (s)	19.61	14.59
		Cumulative time (s)	205.71	186.10
		Speed (m/s)	10.20	13.71
		Stride length (m)	5.56	6.30
		Stride duration (s)	0.447	0.459
		Stride efficiency (%)	48.23	62.00
		Stride count	36.00	31.75

Disclaimer.

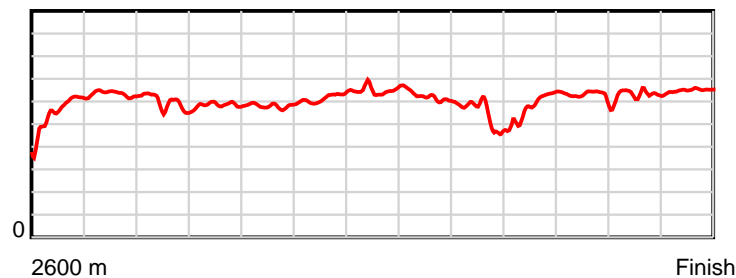
HRNZ and NZMTC and Thoroughbred Ratings Pty Ltd accepts no responsibility for the completeness or accuracy of any of the information contained herein, and makes no representations about its suitability for any particular purpose. Users should make their own judgements about those matters and/or seek independent advice. You assume all risks associated with use of the data provided on this page.

Race Results

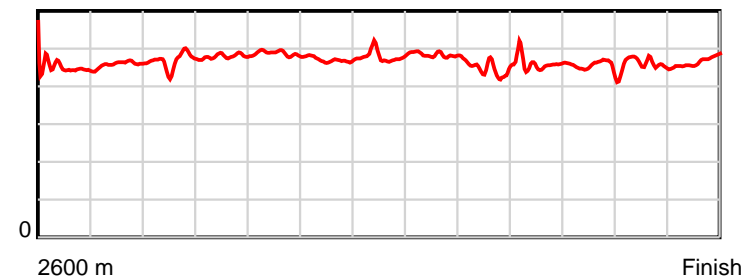
September 01, 2017, Race 9, ALABAR PACE, Distance 2600m, Addington - Survey 3200m

Result	TAB no.	Horse (Barrier)	2200m to	2000m to	1800m to	1600m to	1400m to	1200m to	1000m to	800m to	600m to	400m to	200m to	Total or	Margin
10th	14	Still Of The N... (14)	2000m	1800m	1600m	1400m	1200m	1000m	800m	600m	400m	200m	WP	Average	
		Position in running (margin)	12(15.6)	10(10.0)	10(11.4)	12(10.5)	12(10.4)	12(12.4)	13(12.0)	15(16.5)	15(20.2)	15(13.7)	15(10.4)		8.20
		Sectional time (s)	15.88	16.40	16.80	15.25	14.78	15.69	17.06	15.84	14.59	14.77	14.45		
		Cumulative time (s)	171.51	155.63	139.23	122.43	107.18	92.40	76.71	59.65	43.81	29.22	14.45	3:25.71	
		Speed (m/s)	12.59	12.20	11.90	13.11	13.53	12.75	11.72	12.63	13.71	13.54	13.84	12.64	
		Stride length (m)	5.89	5.84	5.81	6.17	6.46	6.16	5.22	5.80	6.14	6.21	6.48	5.98	
		Stride duration (s)	0.468	0.479	0.488	0.470	0.478	0.483	0.445	0.459	0.448	0.459	0.468	0.473	
		Stride efficiency (%)	54.21	53.31	52.69	59.47	65.22	59.27	42.52	52.50	58.90	60.24	65.63	55.89	
		Stride count	33.96	34.24	34.44	32.42	30.96	32.47	38.34	34.50	32.58	32.21	30.86	434.73	

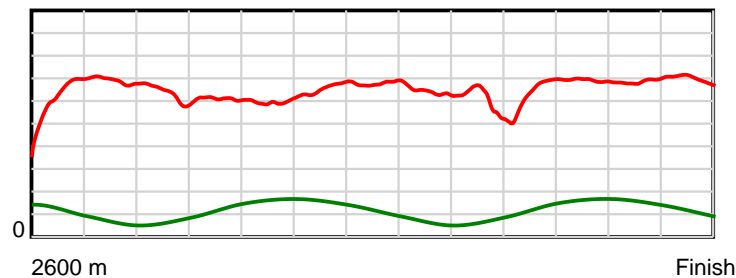
10 m Stride length



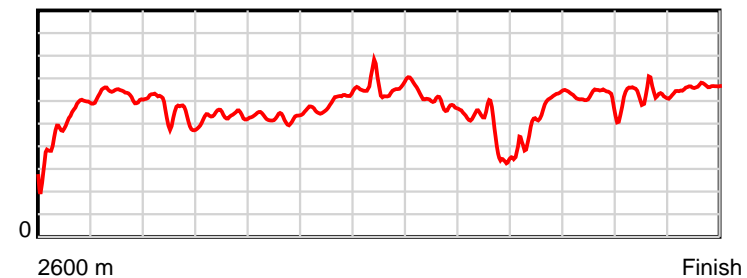
0.6 s Stride duration



20 m/sec Speed



100 % Stride efficiency



Note: Horizontal distance axis grid lines are 200m furlongs.

Disclaimer.

HRNZ and NZMTC and Thoroughbred Ratings Pty Ltd accepts no responsibility for the completeness or accuracy of any of the information contained herein, and makes no representations about its suitability for any particular purpose. Users should make their own judgements about those matters and/or seek independent advice. You assume all risks associated with use of the data provided on this page.



Race Results



September 01, 2017, Race 9, ALABAR PACE, Distance 2600m, Addington - Survey 3200m

Result	TAB no.	Horse (Barrier)	2600 to	2400m to
11th	12	Magical Matty (12)	2400m	2200m
		Position in running (margin)	-	13(16.2)
		Sectional time (s)	19.10	14.66
		Cumulative time (s)	205.97	186.87
		Speed (m/s)	10.47	13.64
		Stride length (m)	5.34	5.92
		Stride duration (s)	0.433	0.434
		Stride efficiency (%)	44.62	54.73
		Stride count	37.43	33.80

Disclaimer.

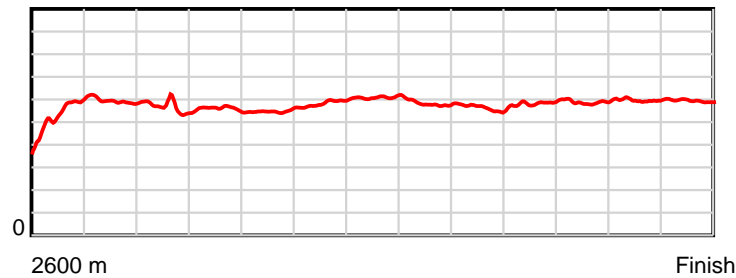
HRNZ and NZMTC and Thoroughbred Ratings Pty Ltd accepts no responsibility for the completeness or accuracy of any of the information contained herein, and makes no representations about its suitability for any particular purpose. Users should make their own judgements about those matters and/or seek independent advice. You assume all risks associated with use of the data provided on this page.

Race Results

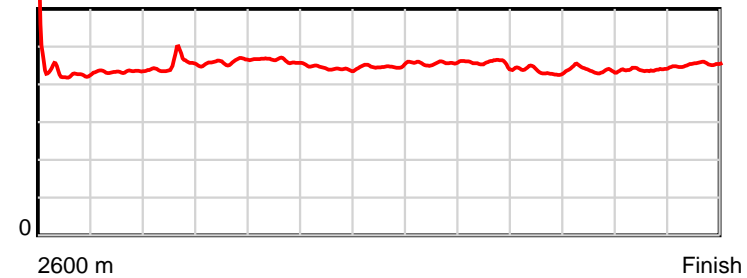
September 01, 2017, Race 9, ALABAR PACE, Distance 2600m, Addington - Survey 3200m

Result	TAB no.	Horse (Barrier)	2200m to	2000m to	1800m to	1600m to	1400m to	1200m to	1000m to	800m to	600m to	400m to	200m to	Total or	Margin
11th	12	Magical Matty (12)	2000m	1800m	1600m	1400m	1200m	1000m	800m	600m	400m	200m	WP	Average	
		Position in running (margin)	10(12.9)	8(7.2)	8(8.5)	10(8.6)	10(8.3)	10(10.3)	10(10.0)	13(9.6)	13(8.4)	12(6.7)	11(6.4)		9.70
		Sectional time (s)	15.86	16.40	16.96	15.21	14.77	15.72	16.25	15.02	15.38	15.28	15.36		
		Cumulative time (s)	172.21	156.35	139.95	122.99	107.78	93.01	77.29	61.04	46.02	30.64	15.36	3:25.97	
		Speed (m/s)	12.61	12.20	11.79	13.15	13.54	12.72	12.31	13.32	13.00	13.09	13.02	12.62	
		Stride length (m)	5.68	5.60	5.47	5.82	6.07	5.81	5.62	5.80	5.70	5.75	5.91	5.72	
		Stride duration (s)	0.451	0.459	0.464	0.443	0.448	0.456	0.456	0.435	0.438	0.440	0.454	0.453	
		Stride efficiency (%)	50.45	49.06	46.74	52.99	57.51	52.66	49.29	52.49	50.83	51.74	54.60	51.20	
		Stride count	35.20	35.69	36.57	34.34	32.97	34.45	35.61	34.51	35.07	34.76	33.83	454.23	

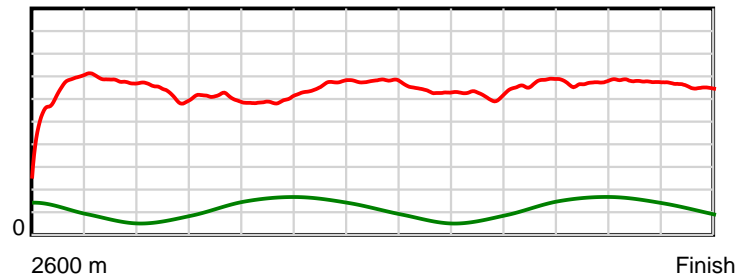
10 m Stride length



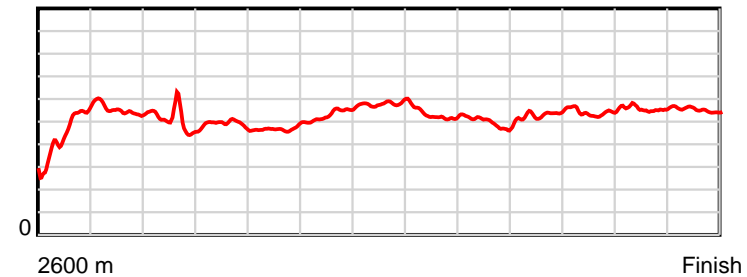
0.6 s Stride duration



20 m/sec Speed



100 % Stride efficiency



Note: Horizontal distance axis grid lines are 200m furlongs.

Disclaimer.

HRNZ and NZMTC and Thoroughbred Ratings Pty Ltd accepts no responsibility for the completeness or accuracy of any of the information contained herein, and makes no representations about its suitability for any particular purpose. Users should make their own judgements about those matters and/or seek independent advice. You assume all risks associated with use of the data provided on this page.



Race Results



September 01, 2017, Race 9, ALABAR PACE, Distance 2600m, Addington - Survey 3200m

Result	TAB no.	Horse (Barrier)	2600 to	2400m to
12th	3	Waikari Fire (3)	2400m	2200m
		Position in running (margin)	-	6(6.2)
		Sectional time (s)	17.53	15.50
		Cumulative time (s)	206.03	188.50
		Speed (m/s)	11.41	12.90
		Stride length (m)	5.32	5.88
		Stride duration (s)	0.432	0.456
		Stride efficiency (%)	44.28	54.02
		Stride count	37.57	34.02

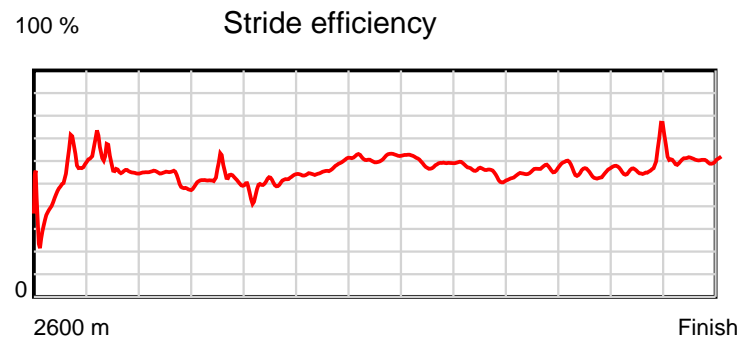
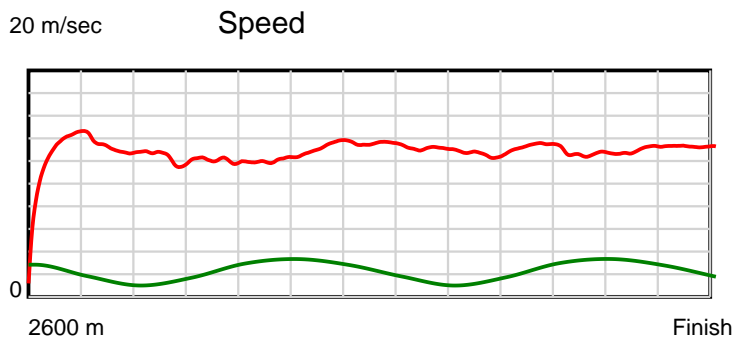
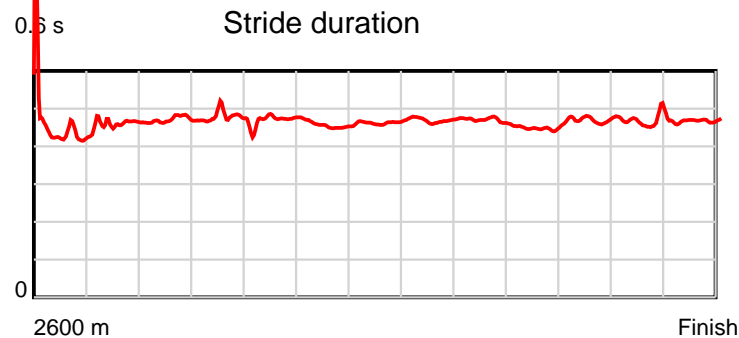
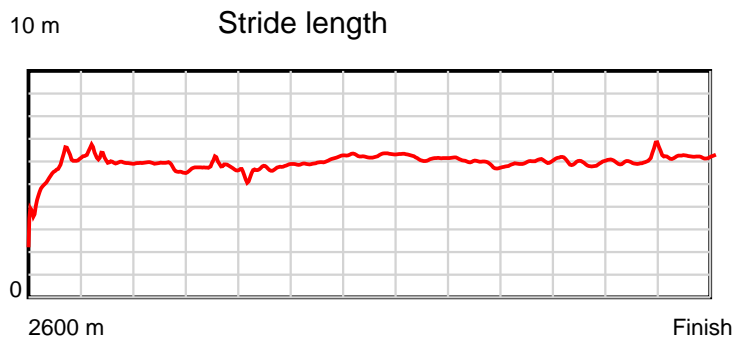
Disclaimer.

HRNZ and NZMTC and Thoroughbred Ratings Pty Ltd accepts no responsibility for the completeness or accuracy of any of the information contained herein, and makes no representations about its suitability for any particular purpose. Users should make their own judgements about those matters and/or seek independent advice. You assume all risks associated with use of the data provided on this page.

Race Results

September 01, 2017, Race 9, ALABAR PACE, Distance 2600m, Addington - Survey 3200m

Result	TAB no.	Horse (Barrier)	2200m to	2000m to	1800m to	1600m to	1400m to	1200m to	1000m to	800m to	600m to	400m to	200m to	Total or	Margin
12th	3	Waikari Fire (3)	2000m	1800m	1600m	1400m	1200m	1000m	800m	600m	400m	200m	WP	Average	
		Position in running (margin)	7(7.9)	7(5.9)	7(8.5)	9(7.9)	9(7.7)	9(9.5)	8(7.8)	8(6.1)	8(4.4)	13(7.0)	12(8.2)		10.00
		Sectional time (s)	16.49	16.60	16.85	15.23	14.75	15.46	16.03	14.94	16.09	15.52	15.04		
		Cumulative time (s)	173.00	156.51	139.91	123.06	107.83	93.08	77.62	61.59	46.65	30.56	15.04	3:26.03	
		Speed (m/s)	12.13	12.05	11.87	13.13	13.56	12.94	12.48	13.39	12.43	12.89	13.30	12.62	
		Stride length (m)	5.71	5.74	5.55	5.98	6.28	6.07	5.84	6.02	5.86	6.00	6.22	5.87	
		Stride duration (s)	0.471	0.476	0.468	0.456	0.463	0.469	0.468	0.449	0.471	0.466	0.468	0.465	
		Stride efficiency (%)	51.00	51.42	48.14	55.94	61.69	57.56	53.27	56.55	53.62	56.27	60.45	53.87	
		Stride count	35.01	34.87	36.03	33.43	31.83	32.95	34.25	33.25	34.14	33.33	32.16	442.84	



Note: Horizontal distance axis grid lines are 200m furlongs.

Disclaimer.

HRNZ and NZMTC and Thoroughbred Ratings Pty Ltd accepts no responsibility for the completeness or accuracy of any of the information contained herein, and makes no representations about its suitability for any particular purpose. Users should make their own judgements about those matters and/or seek independent advice. You assume all risks associated with use of the data provided on this page.



Race Results



September 01, 2017, Race 9, ALABAR PACE, Distance 2600m, Addington - Survey 3200m

Result	TAB no.	Horse (Barrier)	2600 to	2400m to
13th	2	My Blue Heaven (2)	2400m	2200m
		Position in running (margin)	-	14(18.2)
		Sectional time (s)	19.66	15.90
		Cumulative time (s)	207.28	187.62
		Speed (m/s)	10.17	12.58
		Stride length (m)	4.94	5.73
		Stride duration (s)	0.447	0.456
		Stride efficiency (%)	38.08	51.33
		Stride count	40.52	34.90

Disclaimer.

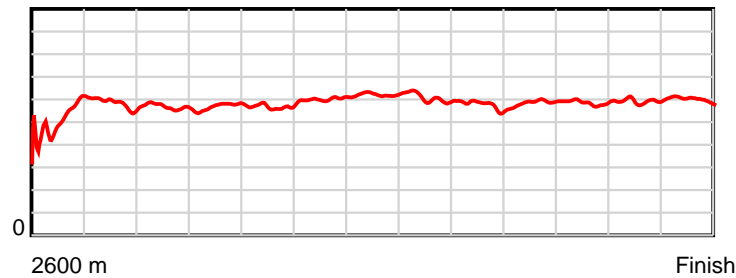
HRNZ and NZMTC and Thoroughbred Ratings Pty Ltd accepts no responsibility for the completeness or accuracy of any of the information contained herein, and makes no representations about its suitability for any particular purpose. Users should make their own judgements about those matters and/or seek independent advice. You assume all risks associated with use of the data provided on this page.

Race Results

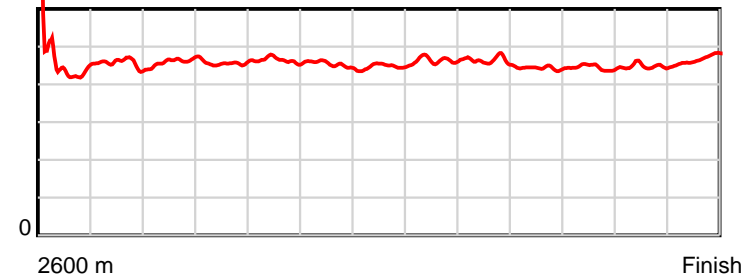
September 01, 2017, Race 9, ALABAR PACE, Distance 2600m, Addington - Survey 3200m

Result	TAB no.	Horse (Barrier)	2200m to	2000m to	1800m to	1600m to	1400m to	1200m to	1000m to	800m to	600m to	400m to	200m to	Total or	Margin
13th	2	My Blue Heaven (2)	2000m	1800m	1600m	1400m	1200m	1000m	800m	600m	400m	200m	WP	Average	
		Position in running (margin)	15(22.3)	15(20.6)	15(19.6)	15(16.5)	15(15.7)	15(15.8)	14(13.8)	14(13.4)	14(13.1)	14(10.8)	14(10.2)		16.70
		Sectional time (s)	16.53	16.00	16.43	15.13	14.46	15.43	16.23	15.18	15.29	15.23	15.81		
		Cumulative time (s)	171.72	155.19	139.19	122.76	107.63	93.17	77.74	61.51	46.33	31.04	15.81	3:27.28	
		Speed (m/s)	12.10	12.50	12.17	13.22	13.83	12.96	12.32	13.18	13.08	13.13	12.65	12.54	
		Stride length (m)	5.58	5.70	5.64	5.98	6.19	6.02	5.70	5.84	5.82	5.88	5.93	5.75	
		Stride duration (s)	0.461	0.456	0.464	0.452	0.448	0.465	0.462	0.443	0.445	0.448	0.469	0.458	
		Stride efficiency (%)	48.62	50.75	49.76	55.90	59.94	56.63	50.71	53.28	52.93	54.11	54.92	51.65	
		Stride count	35.86	35.09	35.44	33.44	32.29	33.22	35.11	34.25	34.37	33.99	33.74	452.22	

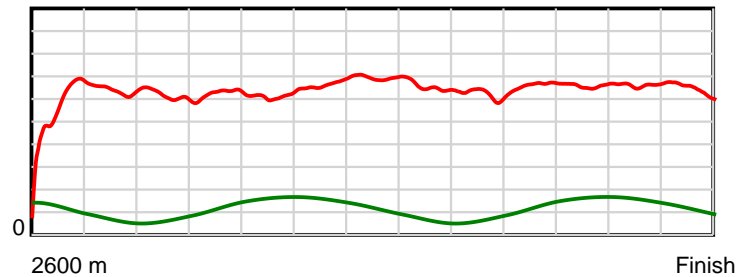
10 m Stride length



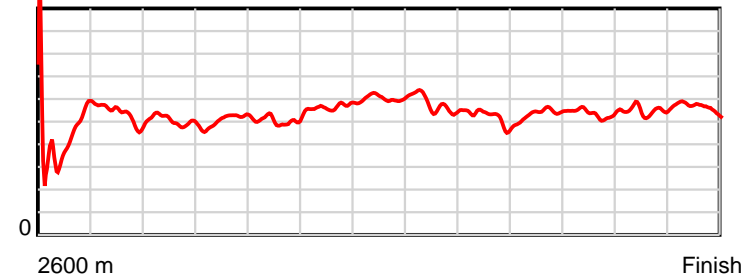
0.5 s Stride duration



20 m/sec Speed



100 % Stride efficiency



Note: Horizontal distance axis grid lines are 200m furlongs.

Disclaimer.

HRNZ and NZMTC and Thoroughbred Ratings Pty Ltd accepts no responsibility for the completeness or accuracy of any of the information contained herein, and makes no representations about its suitability for any particular purpose. Users should make their own judgements about those matters and/or seek independent advice. You assume all risks associated with use of the data provided on this page.



Race Results



September 01, 2017, Race 9, ALABAR PACE, Distance 2600m, Addington - Survey 3200m

Result	TAB no.	Horse (Barrier)	2600 to 2400m	2400m to 2200m
14th	11	Boomer (11)		
		Position in running (margin)	-	8(8.2)
		Sectional time (s)	17.73	15.52
		Cumulative time (s)	207.96	190.23
		Speed (m/s)	11.28	12.89
		Stride length (m)	5.85	6.36
		Stride duration (s)	0.457	0.494
		Stride efficiency (%)	53.53	63.30
		Stride count	34.17	31.42

Disclaimer.

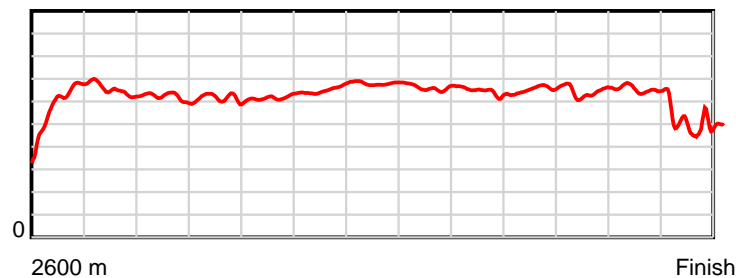
HRNZ and NZMTC and Thoroughbred Ratings Pty Ltd accepts no responsibility for the completeness or accuracy of any of the information contained herein, and makes no representations about its suitability for any particular purpose. Users should make their own judgements about those matters and/or seek independent advice. You assume all risks associated with use of the data provided on this page.

Race Results

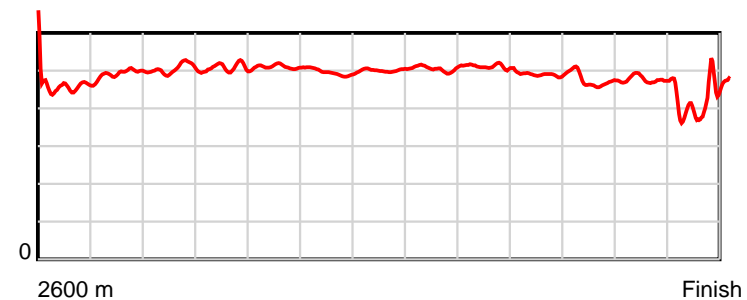
September 01, 2017, Race 9, ALABAR PACE, Distance 2600m, Addington - Survey 3200m

Result	TAB no.	Horse (Barrier)	2200m to	2000m to	1800m to	1600m to	1400m to	1200m to	1000m to	800m to	600m to	400m to	200m to	Total or	Margin
14th	11	Boomer (11)	2000m	1800m	1600m	1400m	1200m	1000m	800m	600m	400m	200m	WP	Average	
		Position in running (margin)	8(10.1)	9(8.5)	9(11.0)	11(9.9)	11(10.1)	11(11.7)	11(10.3)	10(8.2)	10(6.0)	7(3.9)	8(3.8)		20.40
		Sectional time (s)	16.55	16.59	16.77	15.28	14.71	15.53	15.97	14.86	15.32	15.30	17.83		
		Cumulative time (s)	174.71	158.16	141.57	124.80	109.52	94.81	79.28	63.31	48.45	33.13	17.83	3:27.96	
		Speed (m/s)	12.08	12.06	11.93	13.09	13.60	12.88	12.52	13.46	13.05	13.07	11.22	12.50	
		Stride length (m)	6.10	6.12	6.09	6.48	6.82	6.52	6.36	6.60	6.15	6.09	4.73	6.13	
		Stride duration (s)	0.505	0.508	0.511	0.495	0.502	0.506	0.508	0.490	0.471	0.466	0.422	0.490	
		Stride efficiency (%)	58.18	58.51	57.94	65.56	72.65	66.47	63.30	68.13	59.07	58.04	35.00	58.73	
		Stride count	32.78	32.69	32.85	30.88	29.33	30.67	31.42	30.29	32.53	32.82	42.26	424.11	

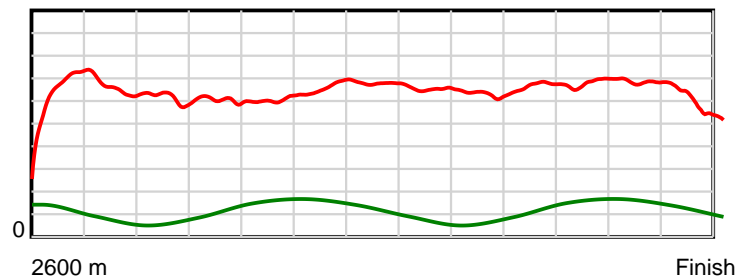
10 m Stride length



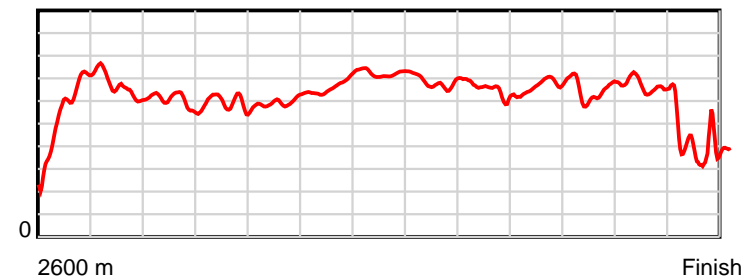
0.6 s Stride duration



20 m/sec Speed



100 % Stride efficiency



Note: Horizontal distance axis grid lines are 200m furlongs.

Disclaimer.

HRNZ and NZMTC and Thoroughbred Ratings Pty Ltd accepts no responsibility for the completeness or accuracy of any of the information contained herein, and makes no representations about its suitability for any particular purpose. Users should make their own judgements about those matters and/or seek independent advice. You assume all risks associated with use of the data provided on this page.



Race Results



September 01, 2017, Race 9, ALABAR PACE, Distance 2600m, Addington - Survey 3200m

Result	TAB no.	Horse (Barrier)	2600 to	2400m to
15th	7	Dios Del Fuego (7)	2400m	2200m
		Position in running (margin)	-	11(13.0)
		Sectional time (s)	18.60	15.78
		Cumulative time (s)	207.97	189.37
		Speed (m/s)	10.75	12.67
		Stride length (m)	4.50	5.23
		Stride duration (s)	0.410	0.413
		Stride efficiency (%)	31.70	42.79
		Stride count	44.40	38.22

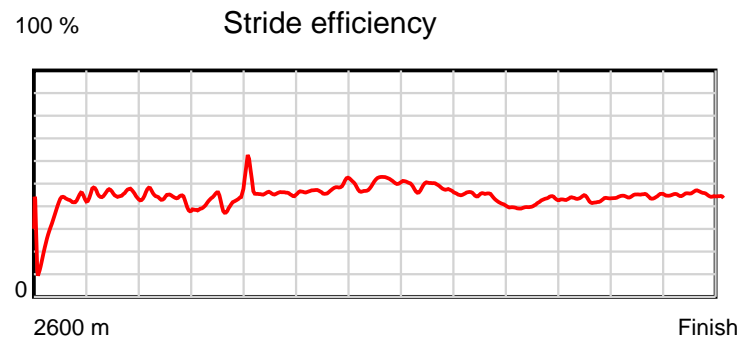
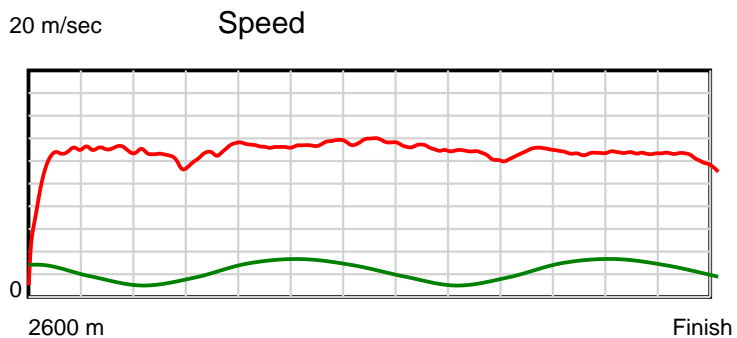
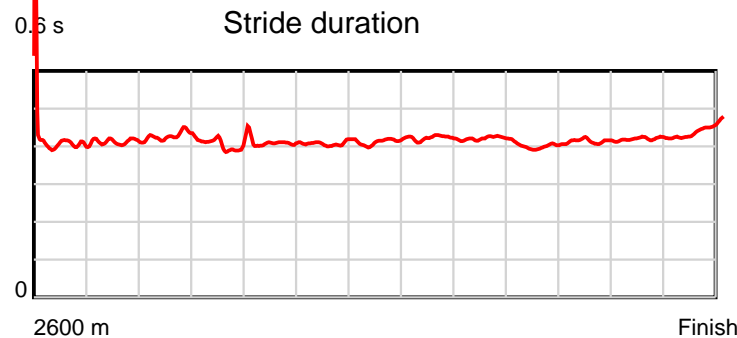
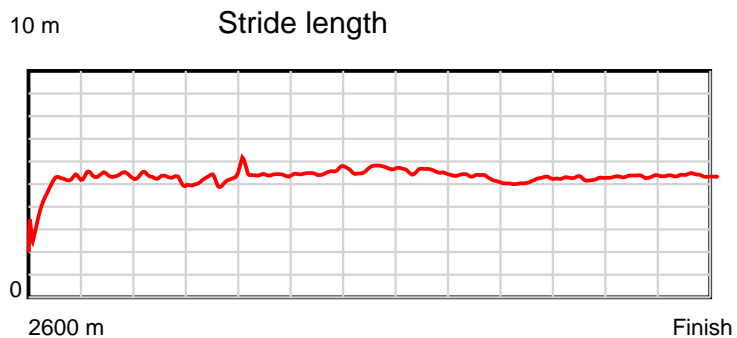
Disclaimer.

HRNZ and NZMTC and Thoroughbred Ratings Pty Ltd accepts no responsibility for the completeness or accuracy of any of the information contained herein, and makes no representations about its suitability for any particular purpose. Users should make their own judgements about those matters and/or seek independent advice. You assume all risks associated with use of the data provided on this page.

Race Results

September 01, 2017, Race 9, ALABAR PACE, Distance 2600m, Addington - Survey 3200m

Result	TAB no.	Horse (Barrier)	2200m to	2000m to	1800m to	1600m to	1400m to	1200m to	1000m to	800m to	600m to	400m to	200m to	Total or	Margin
15th	7	Dios Del Fuego (7)	2000m	1800m	1600m	1400m	1200m	1000m	800m	600m	400m	200m	WP	Average	
		Position in running (margin)	13(16.3)	13(15.9)	11(11.6)	3(3.0)	4(1.9)	3(2.9)	2(1.5)	2(0.6)	5(2.6)	9(5.2)	13(10.1)		20.50
		Sectional time (s)	16.74	15.47	15.51	15.07	14.62	15.52	16.17	15.55	16.10	16.14	16.70		
		Cumulative time (s)	173.59	156.85	141.38	125.87	110.80	96.18	80.66	64.49	48.94	32.84	16.70	3:27.97	
		Speed (m/s)	11.95	12.93	12.89	13.27	13.68	12.89	12.37	12.86	12.42	12.39	11.98	12.50	
		Stride length (m)	5.12	5.26	5.25	5.42	5.65	5.43	5.21	5.15	5.15	5.22	5.35	5.21	
		Stride duration (s)	0.428	0.407	0.407	0.409	0.413	0.421	0.421	0.400	0.415	0.421	0.447	0.417	
		Stride efficiency (%)	40.96	43.20	43.05	45.95	49.86	46.11	42.37	41.41	41.41	42.54	44.68	42.46	
		Stride count	39.07	38.04	38.10	36.88	35.41	36.82	38.41	38.85	38.85	38.33	37.40	498.78	



Note: Horizontal distance axis grid lines are 200m furlongs.

Disclaimer.

HRNZ and NZMTC and Thoroughbred Ratings Pty Ltd accepts no responsibility for the completeness or accuracy of any of the information contained herein, and makes no representations about its suitability for any particular purpose. Users should make their own judgements about those matters and/or seek independent advice. You assume all risks associated with use of the data provided on this page.



Race Results



September 01, 2017, Race 9, ALABAR PACE, Distance 2600m, Addington - Survey 3200m

Result	TAB no.	Horse (Barrier)	2600 to	2400m to
16th	13	Devilicious (13)	2400m	2200m
		Position in running (margin)	-	16(37.5)
		Sectional time (s)	22.76	15.74
		Cumulative time (s)	214.75	191.99
		Speed (m/s)	8.79	12.71
		Stride length (m)	5.14	5.55
		Stride duration (s)	0.444	0.437
		Stride efficiency (%)	41.34	48.18
		Stride count	38.88	36.02

Disclaimer.

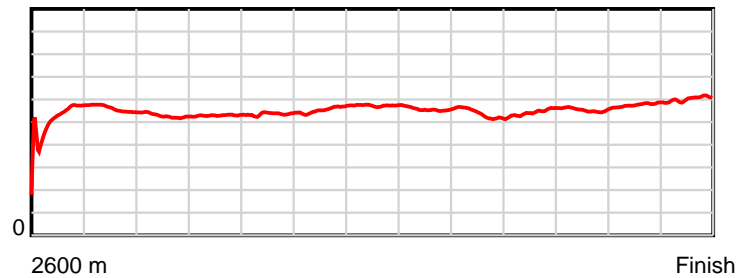
HRNZ and NZMTC and Thoroughbred Ratings Pty Ltd accepts no responsibility for the completeness or accuracy of any of the information contained herein, and makes no representations about its suitability for any particular purpose. Users should make their own judgements about those matters and/or seek independent advice. You assume all risks associated with use of the data provided on this page.

Race Results

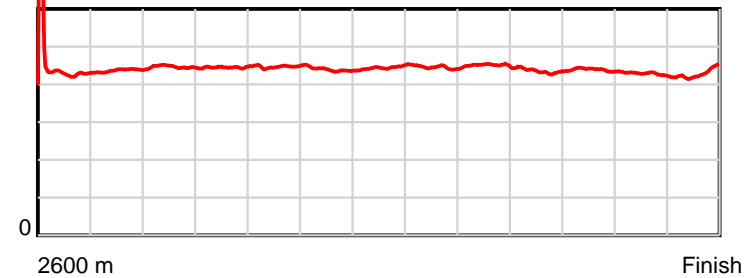
September 01, 2017, Race 9, ALABAR PACE, Distance 2600m, Addington - Survey 3200m

Result	TAB no.	Horse (Barrier)	2200m to	2000m to	1800m to	1600m to	1400m to	1200m to	1000m to	800m to	600m to	400m to	200m to	Total or	Margin
16th	13	Devilicious (13)	2000m	1800m	1600m	1400m	1200m	1000m	800m	600m	400m	200m	WP	Average	
		Position in running (margin)	16(40.6)	16(41.3)	16(45.3)	16(44.1)	16(48.5)	16(55.4)	16(56.9)	16(60.0)	16(65.4)	16(66.8)	16(64.6)		57.10
		Sectional time (s)	16.94	16.83	16.74	16.00	15.60	16.01	16.83	16.12	15.90	14.96	14.32		
		Cumulative time (s)	176.25	159.31	142.48	125.74	109.74	94.14	78.13	61.30	45.18	29.28	14.32	3:34.75	
		Speed (m/s)	11.81	11.88	11.95	12.50	12.82	12.49	11.88	12.41	12.58	13.37	13.97	12.11	
		Stride length (m)	5.27	5.28	5.34	5.50	5.70	5.56	5.36	5.41	5.52	5.72	6.01	5.48	
		Stride duration (s)	0.446	0.445	0.447	0.440	0.444	0.445	0.451	0.436	0.439	0.428	0.431	0.453	
		Stride efficiency (%)	43.37	43.62	44.53	47.21	50.73	48.29	44.82	45.66	47.63	51.16	56.54	46.93	
		Stride count	37.96	37.85	37.47	36.39	35.10	35.98	37.34	37.00	36.23	34.95	33.25	474.42	

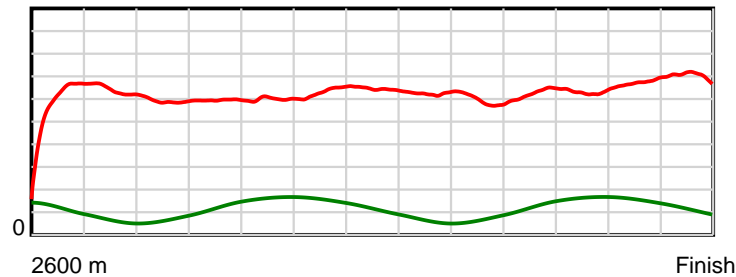
10 m Stride length



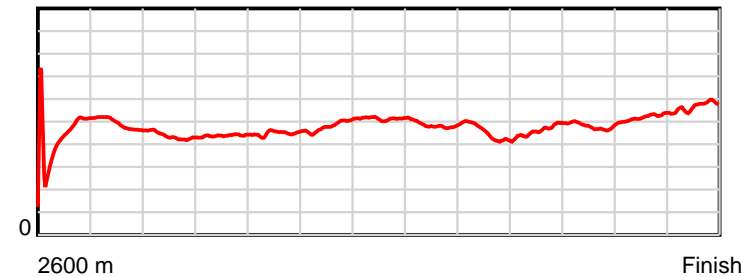
0.5 s Stride duration



20 m/sec Speed



100 % Stride efficiency



Note: Horizontal distance axis grid lines are 200m furlongs.

Disclaimer.

HRNZ and NZMTC and Thoroughbred Ratings Pty Ltd accepts no responsibility for the completeness or accuracy of any of the information contained herein, and makes no representations about its suitability for any particular purpose. Users should make their own judgements about those matters and/or seek independent advice. You assume all risks associated with use of the data provided on this page.