



Race Results

NZ Metropolitan Trotting Club Inc, HRNZ, September 08, 2017

Compilation date: September 8, 2017, 6:52:00 PM (NZST)

Copyright © 2017 HRNZ and NZMTC. All rights reserved.

Trademarks.

StrideMASTER is a registered trademark of Thoroughbred Ratings Pty Ltd.

Disclaimer.

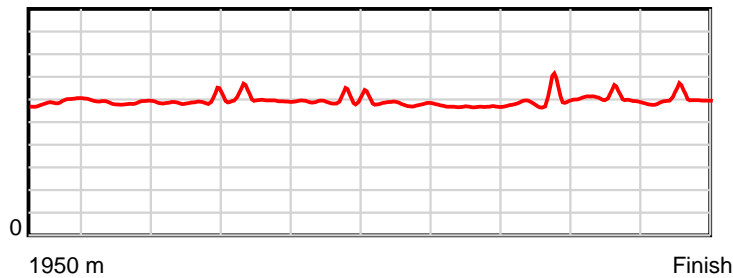
HRNZ and NZMTC and Thoroughbred Ratings Pty Ltd accepts no responsibility for the completeness or accuracy of any of the information contained herein, and makes no representations about its suitability for any particular purpose. Users should make their own judgements about those matters and/or seek independent advice. You assume all risks associated with use of the data provided on this page.

Race Results

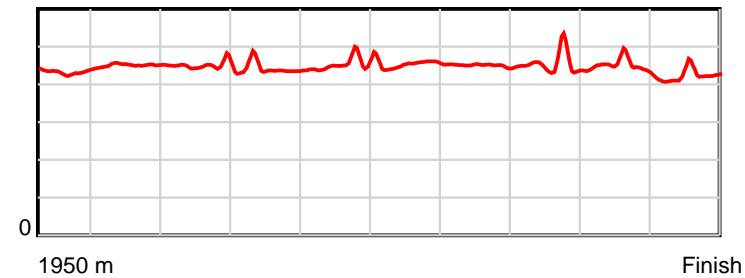
September 08, 2017, Race 3, GERALDINE ITM MOBILE TROT, Distance 1950m, Addington - Survey 1950m

Result	TAB no.	Horse (Barrier)	1950 to	1800m to	1600m to	1400m to	1200m to	1000m to	800m to	600m to	400m to	200m to	Total or	Margin
1st	3	Izmok (3)	1800m	1600m	1400m	1200m	1000m	800m	600m	400m	200m	WP	Average	
		Position in running (margin)	-	4(1.8)	4(6.0)	4(4.5)	4(5.9)	3(6.8)	3(4.1)	3(3.4)	4(2.9)	4(2.3)		0.00
		Sectional time (s)	11.01	15.57	15.18	14.67	15.24	15.66	15.76	15.33	15.08	13.83		
		Cumulative time (s)	147.33	136.32	120.75	105.57	90.90	75.66	60.00	44.24	28.91	13.83	2:27.33	
		Speed (m/s)	13.62	12.85	13.18	13.63	13.12	12.77	12.69	13.05	13.26	14.46	13.24	
		Stride length (m)	5.90	5.80	5.90	5.99	5.93	5.76	5.71	5.90	5.92	6.08	5.89	
		Stride duration (s)	0.432	0.451	0.448	0.439	0.452	0.451	0.450	0.452	0.446	0.421	0.445	
		Stride efficiency (%)	54.33	52.49	54.43	56.04	55.03	51.89	50.99	54.40	54.76	57.86	54.16	
		Stride count	25.44	34.51	33.89	33.40	33.70	34.71	35.01	33.90	33.79	32.87	331.22	

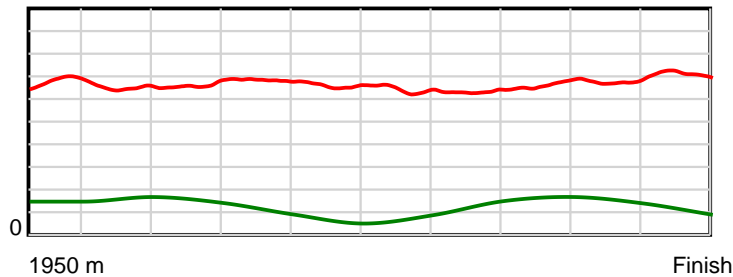
10 m Stride length



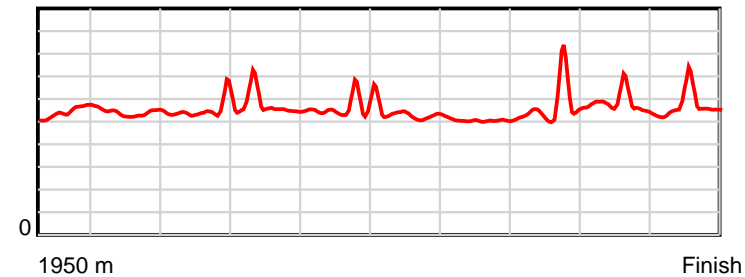
0.6 s Stride duration



20 m/sec Speed



100 % Stride efficiency



Note: Horizontal distance axis grid lines are 200m furlongs.

Disclaimer.

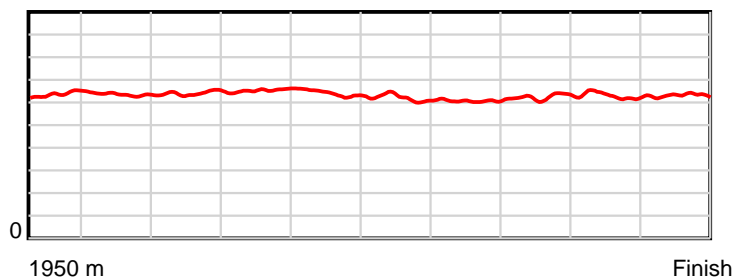
HRNZ and NZMTC and Thoroughbred Ratings Pty Ltd accepts no responsibility for the completeness or accuracy of any of the information contained herein, and makes no representations about its suitability for any particular purpose. Users should make their own judgements about those matters and/or seek independent advice. You assume all risks associated with use of the data provided on this page.

Race Results

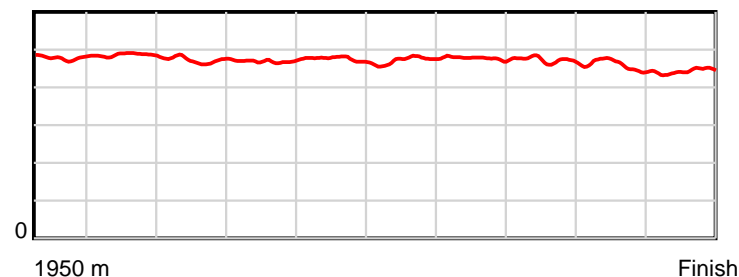
September 08, 2017, Race 3, GERALDINE ITM MOBILE TROT, Distance 1950m, Addington - Survey 1950m

Result	TAB no.	Horse (Barrier)	1950 to	1800m to	1600m to	1400m to	1200m to	1000m to	800m to	600m to	400m to	200m to	Total or	Margin
2nd	1	Michelle (1)	1800m	1600m	1400m	1200m	1000m	800m	600m	400m	200m	WP	Average	
		Position in running (margin)	-	6(8.9)	6(12.9)	6(10.0)	6(10.5)	6(10.2)	5(5.9)	6(5.5)	5(5.5)	5(2.9)		1.30
		Sectional time (s)	12.23	15.53	14.94	14.51	15.04	15.40	15.81	15.41	14.75	13.96		
		Cumulative time (s)	147.58	135.35	119.82	104.88	90.37	75.33	59.93	44.12	28.71	13.96	2:27.58	
		Speed (m/s)	12.26	12.88	13.39	13.78	13.30	12.99	12.65	12.98	13.56	14.33	13.21	
		Stride length (m)	6.34	6.26	6.33	6.47	6.33	6.12	6.04	6.12	6.21	6.34	6.25	
		Stride duration (s)	0.478	0.486	0.473	0.469	0.476	0.472	0.478	0.472	0.458	0.443	0.473	
		Stride efficiency (%)	62.89	61.14	62.55	65.31	62.54	58.59	57.07	58.57	60.33	62.81	61.06	
		Stride count	23.65	31.97	31.61	30.94	31.61	32.66	33.10	32.67	32.19	31.55	311.95	

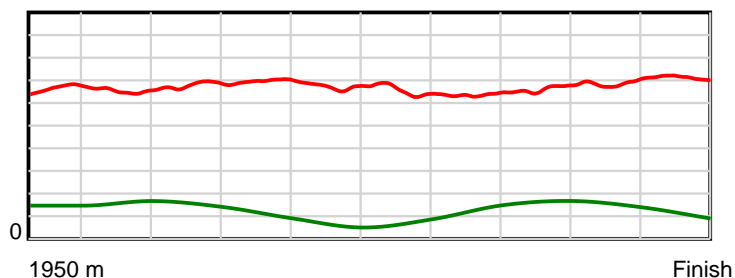
10 m Stride length



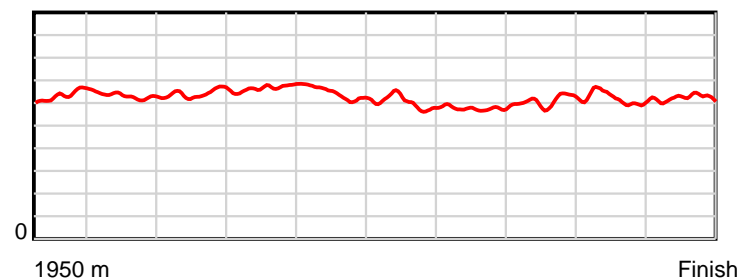
0.6 s Stride duration



20 m/sec Speed



100 % Stride efficiency



Note: Horizontal distance axis grid lines are 200m furlongs.

Disclaimer.

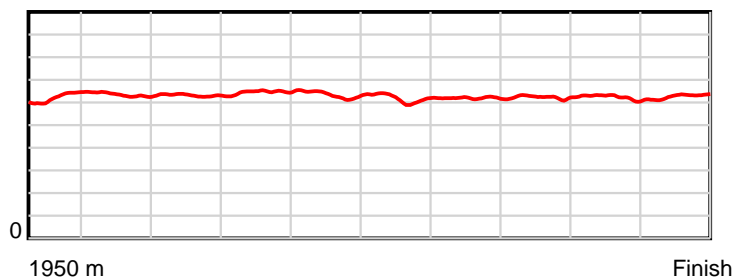
HRNZ and NZMTC and Thoroughbred Ratings Pty Ltd accepts no responsibility for the completeness or accuracy of any of the information contained herein, and makes no representations about its suitability for any particular purpose. Users should make their own judgements about those matters and/or seek independent advice. You assume all risks associated with use of the data provided on this page.

Race Results

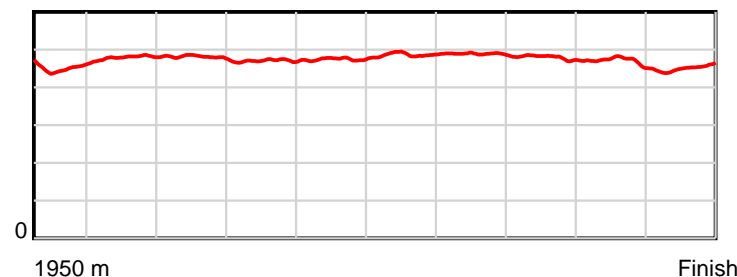
September 08, 2017, Race 3, GERALDINE ITM MOBILE TROT, Distance 1950m, Addington - Survey 1950m

Result	TAB no.	Horse (Barrier)	1950 to	1800m to	1600m to	1400m to	1200m to	1000m to	800m to	600m to	400m to	200m to	Total or	Margin
3rd	2	Unique Marshal... (2)	1800m	1600m	1400m	1200m	1000m	800m	600m	400m	200m	WP	Average	
		Position in running (margin)	-	2(0.6)	2(3.3)	2(2.3)	3(3.6)	2(2.9)	2(1.8)	2(1.6)	3(2.0)	3(1.6)		1.60
		Sectional time (s)	10.74	15.31	15.26	14.65	14.98	15.94	15.84	15.47	15.11	14.33		
		Cumulative time (s)	147.63	136.89	121.58	106.32	91.67	76.69	60.75	44.91	29.44	14.33	2:27.63	
		Speed (m/s)	13.96	13.06	13.11	13.65	13.35	12.55	12.63	12.93	13.24	13.96	13.21	
		Stride length (m)	6.22	6.26	6.30	6.43	6.34	6.10	6.17	6.19	6.22	6.30	6.25	
		Stride duration (s)	0.450	0.479	0.481	0.471	0.475	0.486	0.489	0.479	0.470	0.452	0.473	
		Stride efficiency (%)	60.53	61.21	62.10	64.52	62.76	58.23	59.47	59.89	60.42	62.06	61.09	
		Stride count	24.10	31.96	31.73	31.13	31.56	32.76	32.42	32.31	32.16	31.74	311.87	

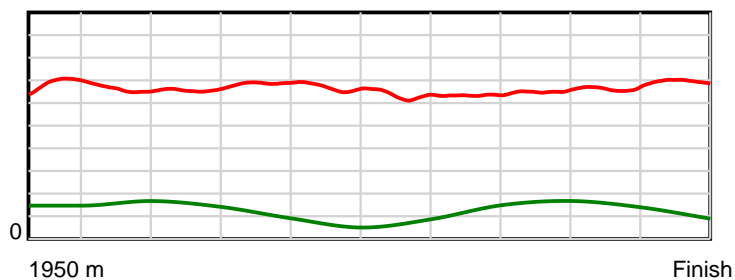
10 m Stride length



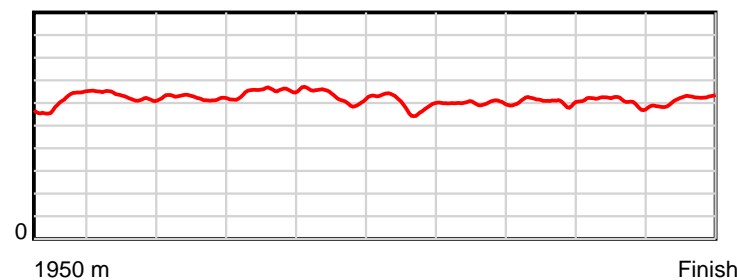
0.6 s Stride duration



20 m/sec Speed



100 % Stride efficiency



Note: Horizontal distance axis grid lines are 200m furlongs.

Disclaimer.

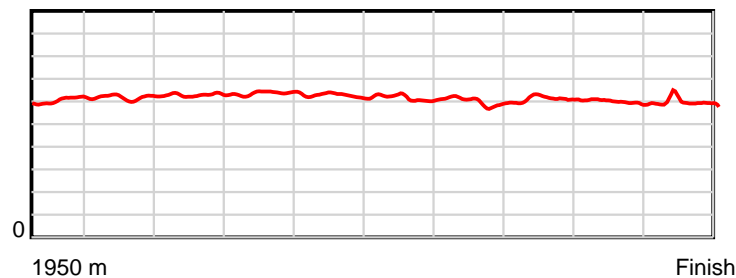
HRNZ and NZMTC and Thoroughbred Ratings Pty Ltd accepts no responsibility for the completeness or accuracy of any of the information contained herein, and makes no representations about its suitability for any particular purpose. Users should make their own judgements about those matters and/or seek independent advice. You assume all risks associated with use of the data provided on this page.

Race Results

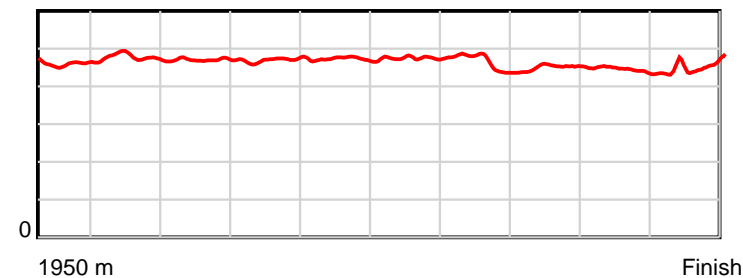
September 08, 2017, Race 3, GERALDINE ITM MOBILE TROT, Distance 1950m, Addington - Survey 1950m

Result	TAB no.	Horse (Barrier)	1950 to	1800m to	1600m to	1400m to	1200m to	1000m to	800m to	600m to	400m to	200m to	Total or	Margin
4th	5	Lundqvist (5)	1800m	1600m	1400m	1200m	1000m	800m	600m	400m	200m	WP	Average	
		Position in running (margin)	-	5(3.7)	5(8.3)	5(6.1)	5(7.5)	5(9.4)	6(6.5)	5(3.9)	2(1.3)	2(0.0)		6.40
		Sectional time (s)	11.27	15.63	15.06	14.66	15.41	15.64	15.42	14.99	14.97	15.46		
		Cumulative time (s)	148.51	137.24	121.61	106.55	91.89	76.48	60.84	45.42	30.43	15.46	2:28.51	
		Speed (m/s)	13.30	12.80	13.28	13.64	12.98	12.79	12.97	13.34	13.36	12.94	13.13	
		Stride length (m)	6.12	6.10	6.24	6.42	6.12	6.08	6.00	6.01	5.93	5.81	6.08	
		Stride duration (s)	0.459	0.477	0.470	0.471	0.471	0.475	0.463	0.450	0.444	0.449	0.463	
		Stride efficiency (%)	58.51	58.21	60.92	64.46	58.47	57.73	56.29	56.40	55.02	52.74	57.73	
		Stride count	24.51	32.77	32.03	31.14	32.70	32.91	33.32	33.29	33.71	34.43	320.81	

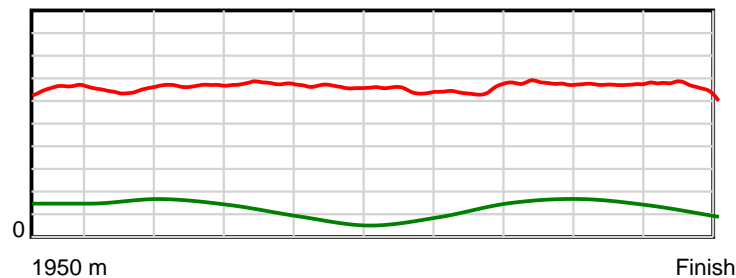
10 m Stride length



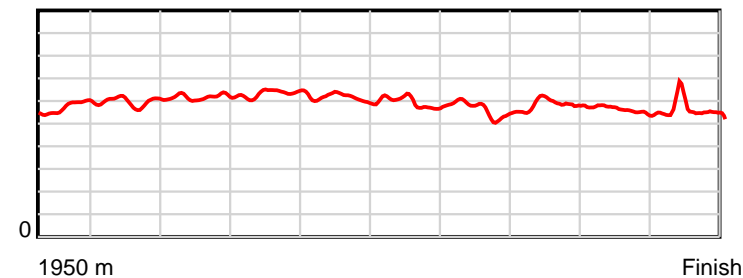
0.6 s Stride duration



20 m/sec Speed



100 % Stride efficiency



Note: Horizontal distance axis grid lines are 200m furlongs.

Disclaimer.

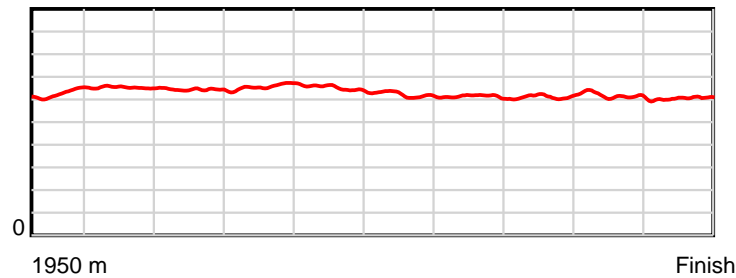
HRNZ and NZMTC and Thoroughbred Ratings Pty Ltd accepts no responsibility for the completeness or accuracy of any of the information contained herein, and makes no representations about its suitability for any particular purpose. Users should make their own judgements about those matters and/or seek independent advice. You assume all risks associated with use of the data provided on this page.

Race Results

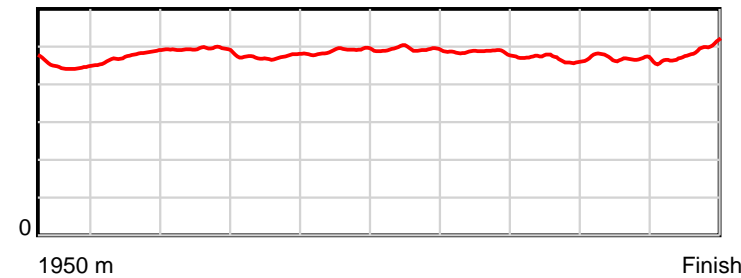
September 08, 2017, Race 3, GERALDINE ITM MOBILE TROT, Distance 1950m, Addington - Survey 1950m

Result	TAB no.	Horse (Barrier)	1950 to	1800m to	1600m to	1400m to	1200m to	1000m to	800m to	600m to	400m to	200m to	Total or	Margin
5th	4	Mekong Princes... (4)	1800m	1600m	1400m	1200m	1000m	800m	600m	400m	200m	WP	Average	
		Position in running (margin)	-	1(0.0)	1(0.0)	1(0.0)	1(0.0)	1(0.0)	1(0.0)	1(0.0)	1(0.0)	1(0.0)		9.90
		Sectional time (s)	10.46	14.86	15.43	14.43	15.09	16.11	15.87	15.42	15.18	16.31		
		Cumulative time (s)	149.16	138.70	123.84	108.41	93.98	78.89	62.78	46.91	31.49	16.31	2:29.16	
		Speed (m/s)	14.33	13.46	12.96	13.86	13.25	12.41	12.60	12.97	13.18	12.26	13.07	
		Stride length (m)	6.31	6.40	6.39	6.56	6.48	6.12	6.12	6.06	6.19	5.97	6.25	
		Stride duration (s)	0.446	0.476	0.493	0.473	0.489	0.493	0.486	0.467	0.469	0.487	0.478	
		Stride efficiency (%)	62.15	64.08	63.78	67.18	65.58	58.45	58.50	57.31	59.79	55.75	61.07	
		Stride count	23.79	31.23	31.31	30.50	30.87	32.70	32.69	33.02	32.33	33.48	311.92	

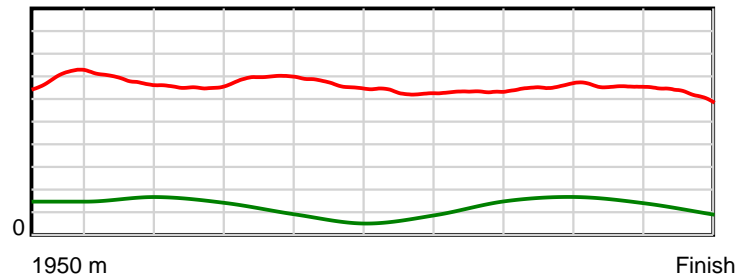
10 m Stride length



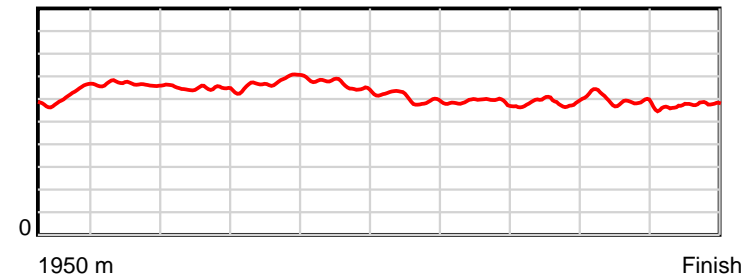
0.6 s Stride duration



20 m/sec Speed



100 % Stride efficiency



Note: Horizontal distance axis grid lines are 200m furlongs.

Disclaimer.

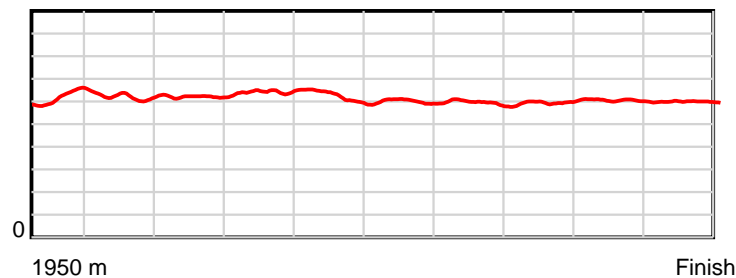
HRNZ and NZMTC and Thoroughbred Ratings Pty Ltd accepts no responsibility for the completeness or accuracy of any of the information contained herein, and makes no representations about its suitability for any particular purpose. Users should make their own judgements about those matters and/or seek independent advice. You assume all risks associated with use of the data provided on this page.

Race Results

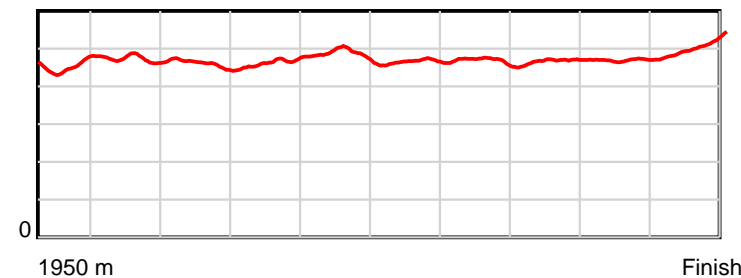
September 08, 2017, Race 3, GERALDINE ITM MOBILE TROT, Distance 1950m, Addington - Survey 1950m

Result	TAB no.	Horse (Barrier)	1950 to	1800m to	1600m to	1400m to	1200m to	1000m to	800m to	600m to	400m to	200m to	Total or	Margin
6th	9	Motu Great Sen... (8)	1800m	1600m	1400m	1200m	1000m	800m	600m	400m	200m	WP	Average	
		Position in running (margin)	-	3(0.9)	3(5.4)	3(2.5)	2(2.0)	4(7.3)	4(4.4)	4(3.7)	6(7.5)	6(10.6)		23.30
		Sectional time (s)	10.80	15.61	14.95	14.35	15.98	15.62	15.76	16.05	15.70	16.81		
		Cumulative time (s)	151.63	140.83	125.22	110.27	95.92	79.94	64.32	48.56	32.51	16.81	2:31.63	
		Speed (m/s)	13.88	12.81	13.38	13.94	12.52	12.80	12.69	12.46	12.74	11.90	12.86	
		Stride length (m)	6.26	6.05	6.14	6.46	6.07	5.95	5.94	5.82	5.98	6.03	6.06	
		Stride duration (s)	0.452	0.472	0.459	0.464	0.485	0.465	0.468	0.467	0.470	0.507	0.471	
		Stride efficiency (%)	61.27	57.22	59.00	65.27	57.55	55.31	55.07	52.97	55.91	56.84	57.40	
		Stride count	23.96	33.05	32.55	30.95	32.96	33.62	33.69	34.35	33.44	33.16	321.73	

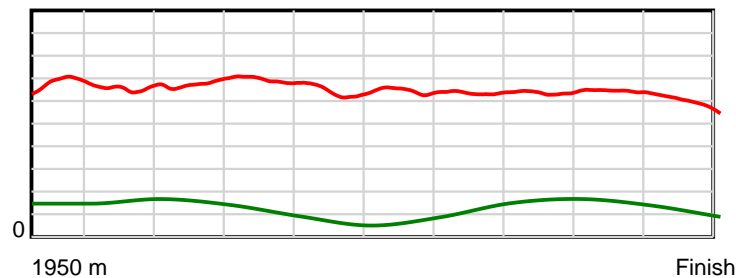
10 m Stride length



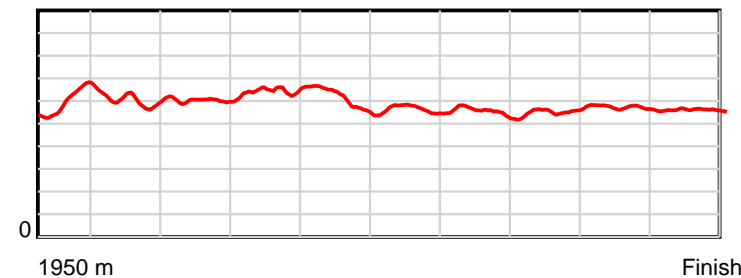
0.6 s Stride duration



20 m/sec Speed



100 % Stride efficiency



Note: Horizontal distance axis grid lines are 200m furlongs.

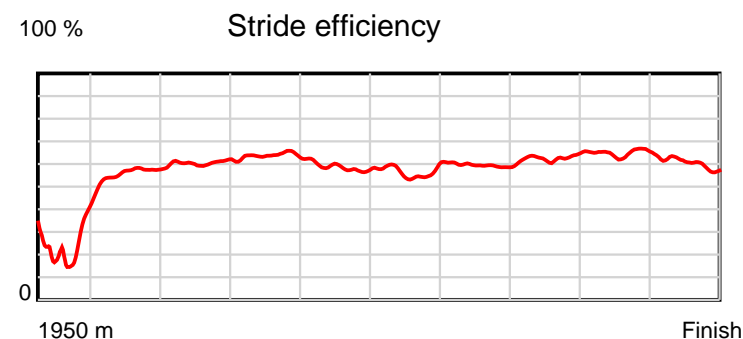
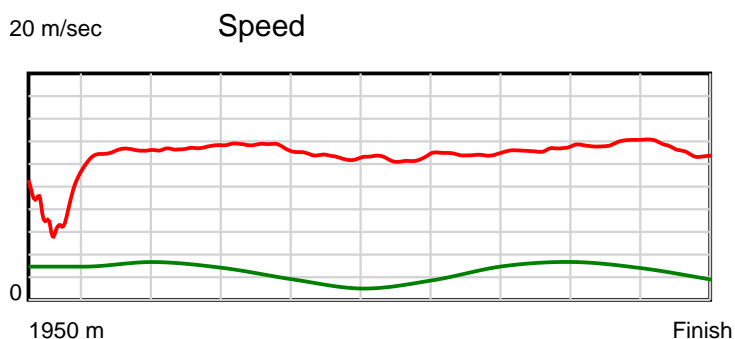
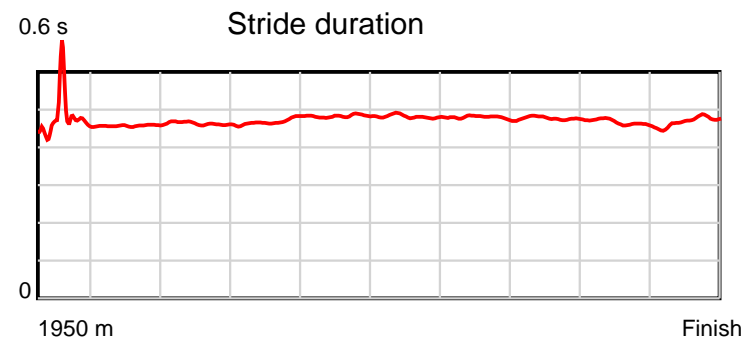
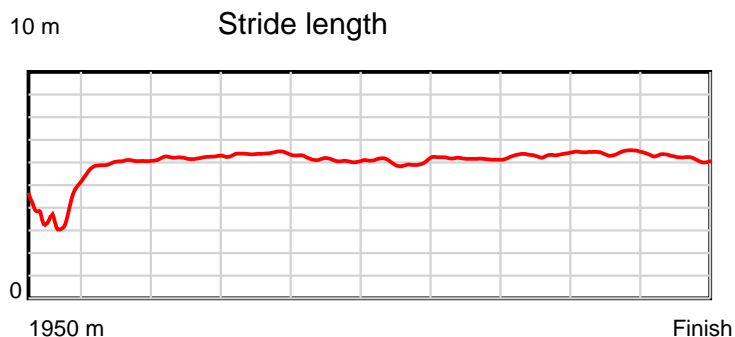
Disclaimer.

HRNZ and NZMTC and Thoroughbred Ratings Pty Ltd accepts no responsibility for the completeness or accuracy of any of the information contained herein, and makes no representations about its suitability for any particular purpose. Users should make their own judgements about those matters and/or seek independent advice. You assume all risks associated with use of the data provided on this page.

Race Results

September 08, 2017, Race 3, GERALDINE ITM MOBILE TROT, Distance 1950m, Addington - Survey 1950m

Result	TAB no.	Horse (Barrier)	1950 to	1800m to	1600m to	1400m to	1200m to	1000m to	800m to	600m to	400m to	200m to	Total or	Margin
7th	7	Dragon Boy (6)	1800m	1600m	1400m	1200m	1000m	800m	600m	400m	200m	WP	Average	
		Position in running (margin)	-	8(54.0)	8(59.2)	8(56.5)	8(59.2)	8(65.1)	8(65.2)	8(64.1)	8(62.6)	8(58.9)		58.10
		Sectional time (s)	19.65	15.72	14.98	14.89	16.07	16.12	15.69	15.16	14.56	15.23		
		Cumulative time (s)	158.07	138.42	122.70	107.72	92.83	76.76	60.64	44.95	29.79	15.23	2:38.07	
		Speed (m/s)	7.63	12.72	13.35	13.43	12.45	12.41	12.75	13.19	13.74	13.13	12.34	
		Stride length (m)	3.74	5.82	6.18	6.30	6.01	5.97	6.11	6.29	6.39	6.18	5.85	
		Stride duration (s)	0.479	0.457	0.463	0.469	0.483	0.481	0.479	0.477	0.465	0.470	0.474	
		Stride efficiency (%)	21.89	52.90	59.74	62.08	56.44	55.63	58.28	61.80	63.83	59.64	53.41	
		Stride count	40.08	34.37	32.35	31.73	33.28	33.52	32.75	31.80	31.29	32.37	333.54	



Note: Horizontal distance axis grid lines are 200m furlongs.

Disclaimer.

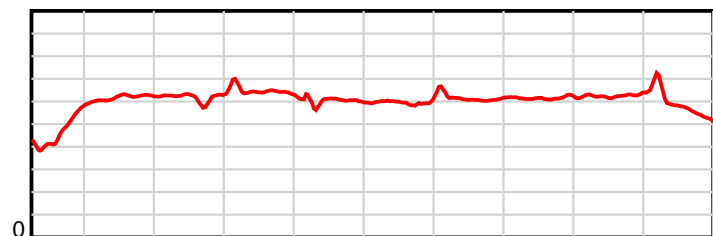
HRNZ and NZMTC and Thoroughbred Ratings Pty Ltd accepts no responsibility for the completeness or accuracy of any of the information contained herein, and makes no representations about its suitability for any particular purpose. Users should make their own judgements about those matters and/or seek independent advice. You assume all risks associated with use of the data provided on this page.

Race Results

September 08, 2017, Race 3, GERALDINE ITM MOBILE TROT, Distance 1950m, Addington - Survey 1950m

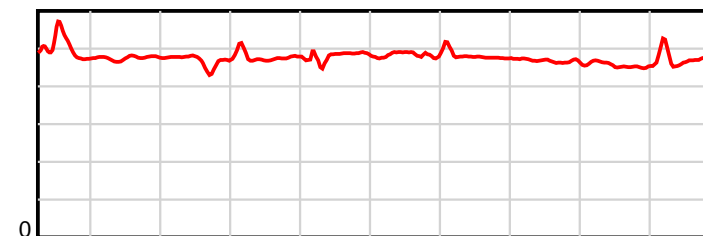
Result	TAB no.	Horse (Barrier)	1950 to	1800m to	1600m to	1400m to	1200m to	1000m to	800m to	600m to	400m to	200m to	Total or	Margin
8th	8	Lady Beatrix B... (7)	1800m	1600m	1400m	1200m	1000m	800m	600m	400m	200m	WP	Average	
		Position in running (margin)	-	7(52.2)	7(57.1)	7(54.6)	7(57.6)	7(62.7)	7(62.9)	7(61.5)	7(60.5)	7(57.0)		64.90
		Sectional time (s)	19.26	15.68	15.01	14.93	15.94	16.15	15.65	15.23	14.61	16.88		
		Cumulative time (s)	159.34	140.08	124.40	109.39	94.46	78.52	62.37	46.72	31.49	16.88	2:39.34	
		Speed (m/s)	7.79	12.76	13.32	13.40	12.55	12.38	12.78	13.13	13.69	11.85	12.24	
		Stride length (m)	4.69	6.06	6.18	6.40	5.89	5.99	6.09	6.12	6.24	5.64	5.93	
		Stride duration (s)	0.504	0.475	0.464	0.478	0.469	0.483	0.476	0.466	0.456	0.476	0.484	
		Stride efficiency (%)	34.40	57.42	59.68	64.08	54.20	56.00	57.92	58.53	60.81	49.74	54.91	
		Stride count	31.97	32.99	32.36	31.23	33.96	33.41	32.85	32.68	32.06	35.45	328.96	

10 m Stride length



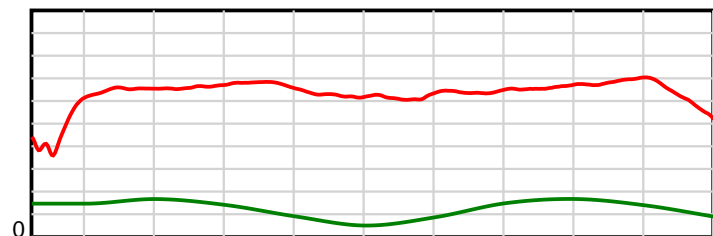
1950 m Finish

0.6 s Stride duration



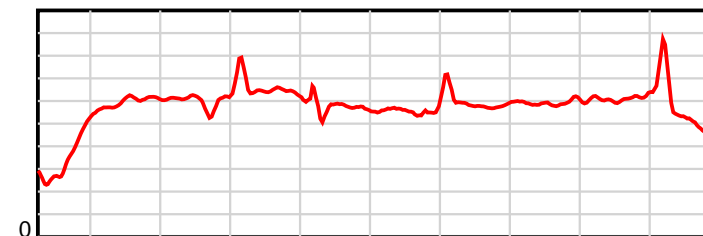
1950 m Finish

20 m/sec Speed



1950 m Finish

100 % Stride efficiency



1950 m Finish

Note: Horizontal distance axis grid lines are 200m furlongs.

Disclaimer.

HRNZ and NZMTC and Thoroughbred Ratings Pty Ltd accepts no responsibility for the completeness or accuracy of any of the information contained herein, and makes no representations about its suitability for any particular purpose. Users should make their own judgements about those matters and/or seek independent advice. You assume all risks associated with use of the data provided on this page.