



Race Results

NZ Metropolitan Trotting Club Inc, HRNZ, September 08, 2017

Compilation date: September 8, 2017, 9:14:32 PM (NZST)

Copyright © 2017 HRNZ and NZMTC. All rights reserved.

Trademarks.

StrideMASTER is a registered trademark of Thoroughbred Ratings Pty Ltd.

Disclaimer.

HRNZ and NZMTC and Thoroughbred Ratings Pty Ltd accepts no responsibility for the completeness or accuracy of any of the information contained herein, and makes no representations about its suitability for any particular purpose. Users should make their own judgements about those matters and/or seek independent advice. You assume all risks associated with use of the data provided on this page.



Race Results



September 08, 2017, Race 8, PROBUILD ITM HANDICAP PACE, Distance 2600m, Addington - Survey 3200m

Result	TAB no.	Horse (Barrier)	2600 to	2400m to
1st	1	Regal Major (2)	2400m	2200m
		Position in running (margin)	-	4(3.3)
		Sectional time (s)	17.08	14.23
		Cumulative time (s)	198.97	181.89
		Speed (m/s)	11.71	14.05
		Stride length (m)	5.39	6.26
		Stride duration (s)	0.441	0.446
		Stride efficiency (%)	45.35	61.24
		Stride count	37.12	31.95

Disclaimer.

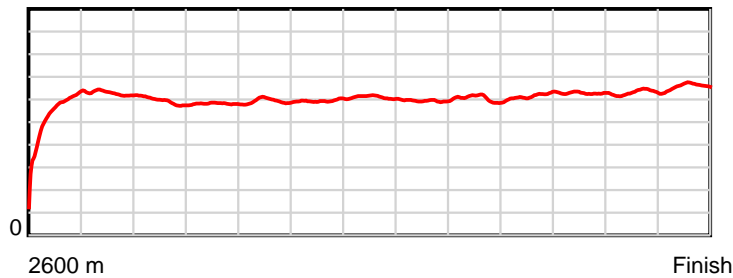
HRNZ and NZMTC and Thoroughbred Ratings Pty Ltd accepts no responsibility for the completeness or accuracy of any of the information contained herein, and makes no representations about its suitability for any particular purpose. Users should make their own judgements about those matters and/or seek independent advice. You assume all risks associated with use of the data provided on this page.

Race Results

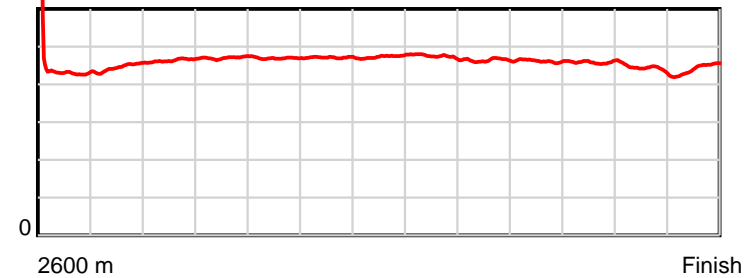
September 08, 2017, Race 8, PROBUILD ITM HANDICAP PACE, Distance 2600m, Addington - Survey 3200m

Result	TAB no.	Horse (Barrier)	2200m to	2000m to	1800m to	1600m to	1400m to	1200m to	1000m to	800m to	600m to	400m to	200m to	Total or	Margin
1st	1	Regal Major (2)	2000m	1800m	1600m	1400m	1200m	1000m	800m	600m	400m	200m	WP	Average	
		Position in running (margin)	2(2.3)	2(2.0)	2(2.0)	2(2.2)	2(2.0)	2(2.4)	2(2.1)	2(1.8)	2(1.7)	3(1.7)	2(1.5)		0.00
		Sectional time (s)	15.62	16.11	15.96	15.95	15.53	15.98	15.31	14.92	14.68	14.13	13.47		
		Cumulative time (s)	167.66	152.04	135.93	119.97	104.02	88.49	72.51	57.20	42.28	27.60	13.47	3:18.97	
		Speed (m/s)	12.80	12.41	12.53	12.54	12.88	12.52	13.06	13.40	13.62	14.15	14.85	13.07	
		Stride length (m)	5.94	5.84	5.88	5.91	6.10	5.94	6.06	6.19	6.24	6.25	6.58	6.03	
		Stride duration (s)	0.464	0.471	0.469	0.471	0.474	0.474	0.464	0.462	0.458	0.442	0.443	0.462	
		Stride efficiency (%)	55.08	53.29	54.01	54.51	58.09	55.09	57.41	59.88	60.93	61.03	67.64	56.83	
		Stride count	33.69	34.25	34.02	33.86	32.80	33.69	33.00	32.31	32.03	32.00	30.40	431.12	

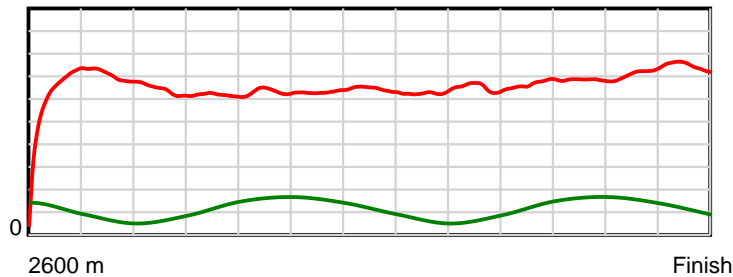
10 m Stride length



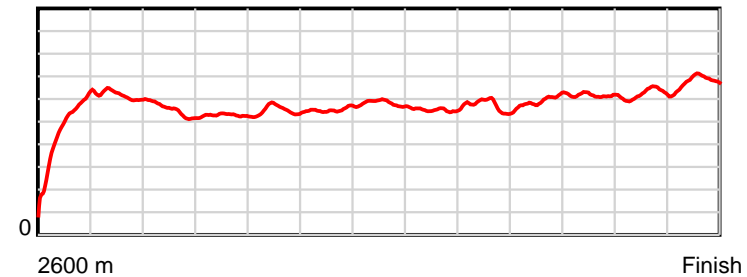
0.5 s Stride duration



20 m/sec Speed



100 % Stride efficiency



Note: Horizontal distance axis grid lines are 200m furlongs.

Disclaimer.

HRNZ and NZMTC and Thoroughbred Ratings Pty Ltd accepts no responsibility for the completeness or accuracy of any of the information contained herein, and makes no representations about its suitability for any particular purpose. Users should make their own judgements about those matters and/or seek independent advice. You assume all risks associated with use of the data provided on this page.



Race Results



September 08, 2017, Race 8, PROBUILD ITM HANDICAP PACE, Distance 2600m, Addington - Survey 3200m

Result	TAB no.	Horse (Barrier)	2600 to	2400m to
2nd	2	Gabby's Star (3)	2400m	2200m
		Position in running (margin)	-	1(0.0)
		Sectional time (s)	16.64	14.41
		Cumulative time (s)	199.07	182.43
		Speed (m/s)	12.02	13.88
		Stride length (m)	5.44	6.21
		Stride duration (s)	0.450	0.448
		Stride efficiency (%)	46.24	60.32
		Stride count	36.77	32.19

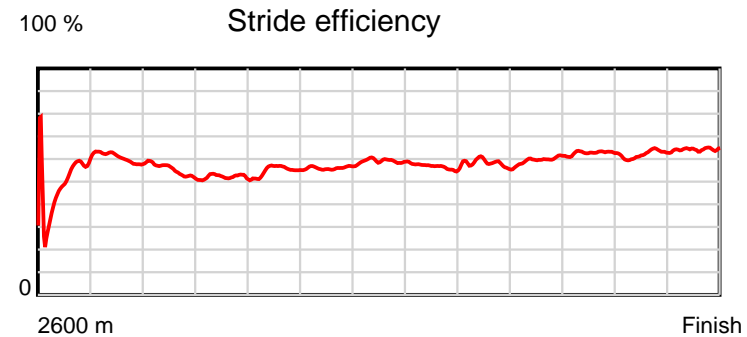
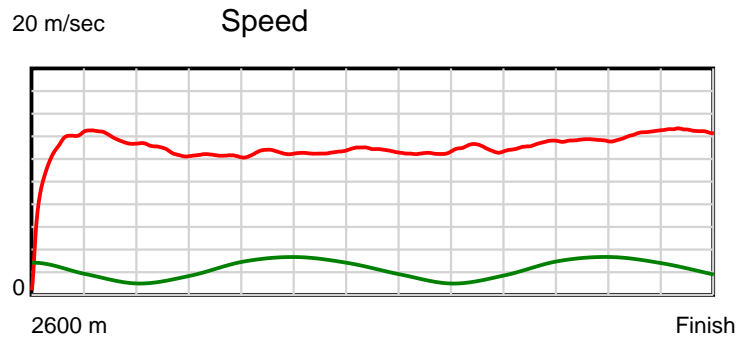
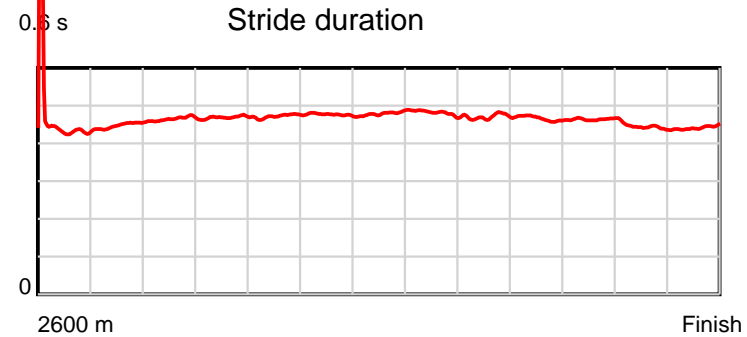
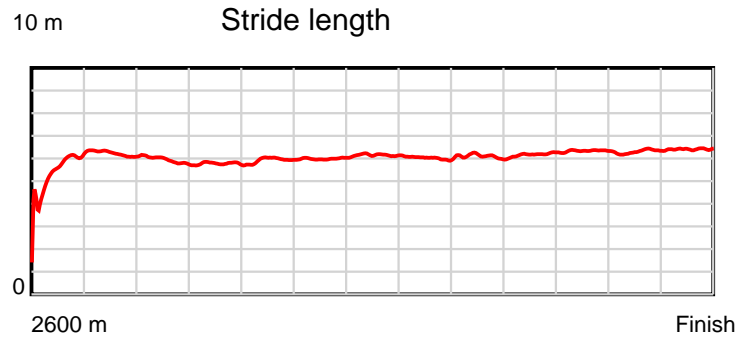
Disclaimer.

HRNZ and NZMTC and Thoroughbred Ratings Pty Ltd accepts no responsibility for the completeness or accuracy of any of the information contained herein, and makes no representations about its suitability for any particular purpose. Users should make their own judgements about those matters and/or seek independent advice. You assume all risks associated with use of the data provided on this page.

Race Results

September 08, 2017, Race 8, PROBUILD ITM HANDICAP PACE, Distance 2600m, Addington - Survey 3200m

Result	TAB no.	Horse (Barrier)	2200m to	2000m to	1800m to	1600m to	1400m to	1200m to	1000m to	800m to	600m to	400m to	200m to	Total or	Margin
2nd	2	Gabby's Star (3)	2000m	1800m	1600m	1400m	1200m	1000m	800m	600m	400m	200m	WP	Average	
		Position in running (margin)	1(0.0)	1(0.0)	1(0.0)	1(0.0)	1(0.0)	1(0.0)	1(0.0)	1(0.0)	1(0.0)	1(0.0)	1(0.0)		0.50
		Sectional time (s)	15.66	16.12	15.92	15.99	15.47	16.03	15.37	14.94	14.68	14.16	13.68		
		Cumulative time (s)	168.02	152.36	136.24	120.32	104.33	88.86	72.83	57.46	42.52	27.84	13.68	3:19.07	
		Speed (m/s)	12.77	12.41	12.56	12.51	12.93	12.48	13.01	13.39	13.62	14.12	14.62	13.06	
		Stride length (m)	5.94	5.82	5.93	5.96	6.20	6.00	6.12	6.24	6.32	6.25	6.47	6.06	
		Stride duration (s)	0.465	0.469	0.472	0.476	0.480	0.481	0.470	0.466	0.464	0.443	0.442	0.464	
		Stride efficiency (%)	55.16	52.88	54.95	55.49	60.12	56.25	58.58	60.80	62.44	61.12	65.40	57.37	
		Stride count	33.66	34.38	33.73	33.56	32.24	33.33	32.67	32.06	31.64	31.98	30.91	429.12	



Note: Horizontal distance axis grid lines are 200m furlongs.

Disclaimer.

HRNZ and NZMTC and Thoroughbred Ratings Pty Ltd accepts no responsibility for the completeness or accuracy of any of the information contained herein, and makes no representations about its suitability for any particular purpose. Users should make their own judgements about those matters and/or seek independent advice. You assume all risks associated with use of the data provided on this page.



Race Results



September 08, 2017, Race 8, PROBUILD ITM HANDICAP PACE, Distance 2600m, Addington - Survey 3200m

Result	TAB no.	Horse (Barrier)	2600 to	2400m to
3rd	5	Black Art (5)	2400m	2200m
		Position in running (margin)	-	3(2.2)
		Sectional time (s)	16.83	15.03
		Cumulative time (s)	199.08	182.25
		Speed (m/s)	11.89	13.31
		Stride length (m)	5.33	5.74
		Stride duration (s)	0.441	0.431
		Stride efficiency (%)	44.37	51.44
		Stride count	37.53	34.86

Disclaimer.

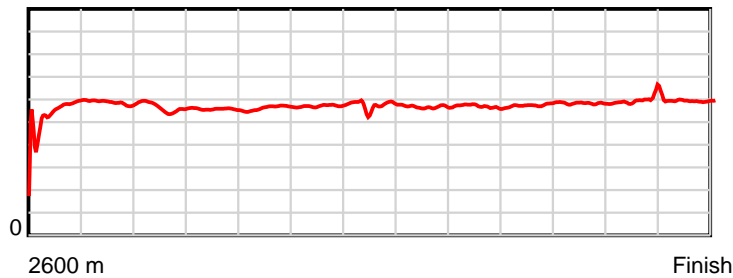
HRNZ and NZMTC and Thoroughbred Ratings Pty Ltd accepts no responsibility for the completeness or accuracy of any of the information contained herein, and makes no representations about its suitability for any particular purpose. Users should make their own judgements about those matters and/or seek independent advice. You assume all risks associated with use of the data provided on this page.

Race Results

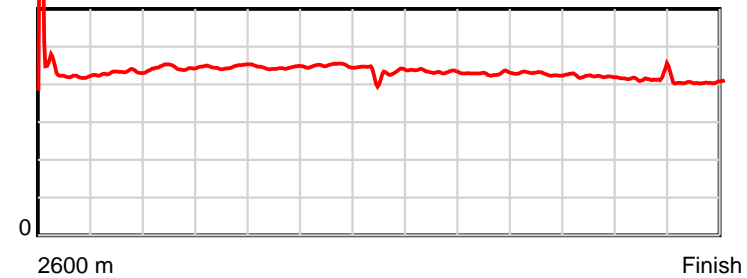
September 08, 2017, Race 8, PROBUILD ITM HANDICAP PACE, Distance 2600m, Addington - Survey 3200m

Result	TAB no.	Horse (Barrier)	2200m to	2000m to	1800m to	1600m to	1400m to	1200m to	1000m to	800m to	600m to	400m to	200m to	Total or	Margin
3rd	5	Black Art (5)	2000m	1800m	1600m	1400m	1200m	1000m	800m	600m	400m	200m	WP	Average	
		Position in running (margin)	5(5.9)	5(8.3)	5(8.1)	5(8.5)	5(8.6)	5(6.4)	3(3.2)	3(2.4)	3(1.7)	2(1.4)	3(1.6)		0.60
		Sectional time (s)	16.06	16.09	15.99	15.99	15.10	15.50	15.24	14.82	14.62	14.19	13.62		
		Cumulative time (s)	167.22	151.16	135.07	119.08	103.09	87.99	72.49	57.25	42.43	27.81	13.62	3:19.08	
		Speed (m/s)	12.45	12.43	12.51	12.51	13.25	12.90	13.12	13.50	13.68	14.09	14.68	13.06	
		Stride length (m)	5.53	5.56	5.56	5.62	5.72	5.59	5.63	5.77	5.75	5.84	5.96	5.66	
		Stride duration (s)	0.444	0.447	0.444	0.450	0.432	0.433	0.429	0.427	0.421	0.414	0.406	0.433	
		Stride efficiency (%)	47.83	48.29	48.29	49.39	51.17	48.87	49.52	52.00	51.75	53.25	55.48	50.02	
		Stride count	36.15	35.98	35.98	35.58	34.95	35.76	35.53	34.67	34.75	34.26	33.57	459.57	

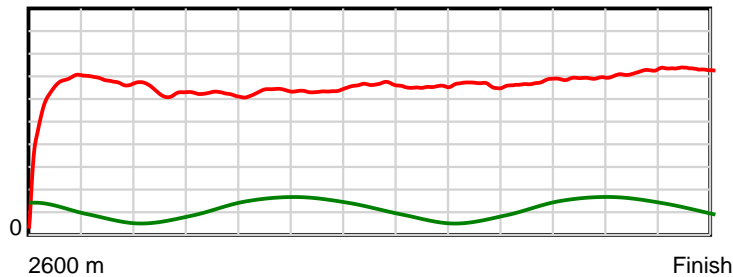
10 m Stride length



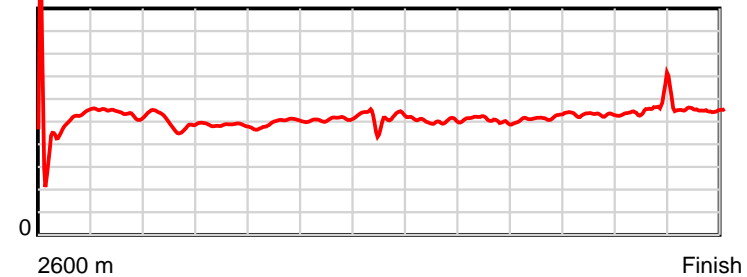
0.5 s Stride duration



20 m/sec Speed



100 % Stride efficiency



Note: Horizontal distance axis grid lines are 200m furlongs.

Disclaimer.

HRNZ and NZMTC and Thoroughbred Ratings Pty Ltd accepts no responsibility for the completeness or accuracy of any of the information contained herein, and makes no representations about its suitability for any particular purpose. Users should make their own judgements about those matters and/or seek independent advice. You assume all risks associated with use of the data provided on this page.



Race Results



September 08, 2017, Race 8, PROBUILD ITM HANDICAP PACE, Distance 2600m, Addington - Survey 3200m

Result	TAB no.	Horse (Barrier)	2600 to	2400m to
4th	4	Joey Maguire (4)	2400m	2200m
		Position in running (margin)	-	5(4.5)
		Sectional time (s)	17.28	14.98
		Cumulative time (s)	199.21	181.93
		Speed (m/s)	11.58	13.35
		Stride length (m)	5.24	6.08
		Stride duration (s)	0.445	0.456
		Stride efficiency (%)	42.87	57.78
		Stride count	38.18	32.89

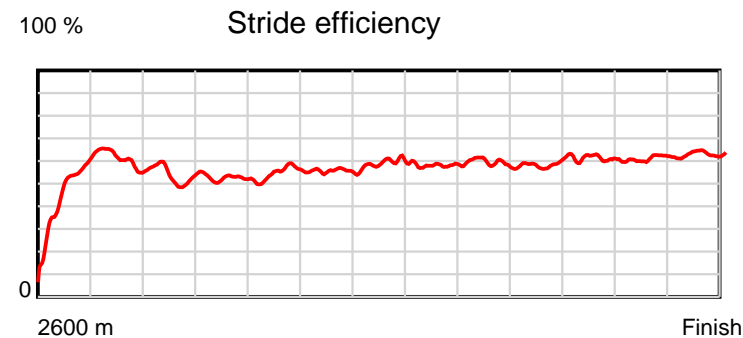
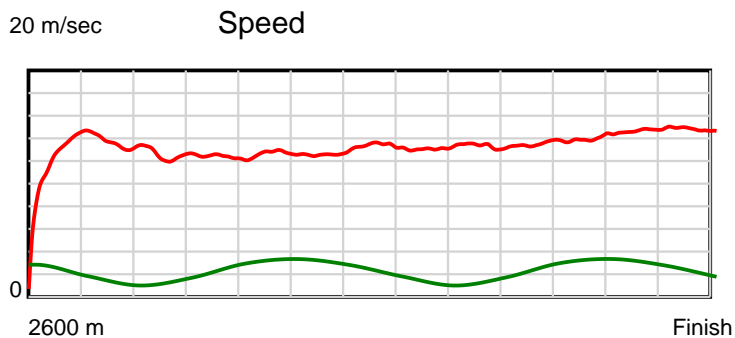
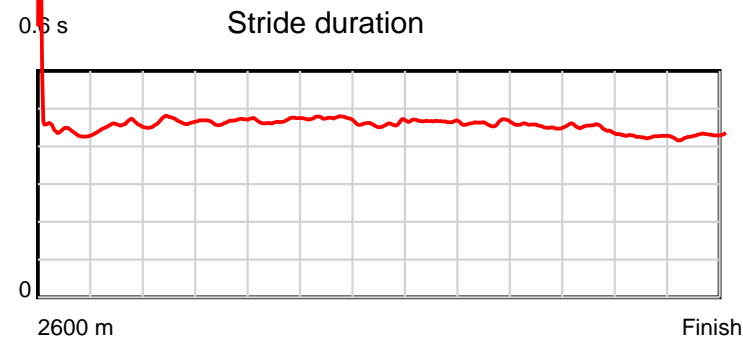
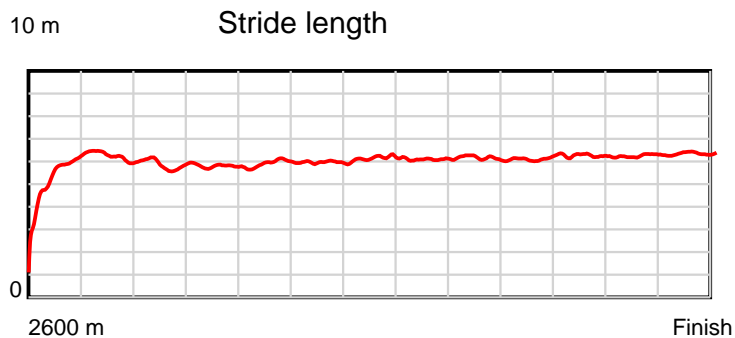
Disclaimer.

HRNZ and NZMTC and Thoroughbred Ratings Pty Ltd accepts no responsibility for the completeness or accuracy of any of the information contained herein, and makes no representations about its suitability for any particular purpose. Users should make their own judgements about those matters and/or seek independent advice. You assume all risks associated with use of the data provided on this page.

Race Results

September 08, 2017, Race 8, PROBUILD ITM HANDICAP PACE, Distance 2600m, Addington - Survey 3200m

Result	TAB no.	Horse (Barrier)	2200m to	2000m to	1800m to	1600m to	1400m to	1200m to	1000m to	800m to	600m to	400m to	200m to	Total or	Margin
4th	4	Joey Maguire (4)	2000m	1800m	1600m	1400m	1200m	1000m	800m	600m	400m	200m	WP	Average	
		Position in running (margin)	6(7.9)	6(10.7)	6(10.6)	6(10.6)	6(10.7)	6(7.8)	5(5.0)	5(4.4)	4(3.3)	4(3.2)	4(1.7)		1.30
		Sectional time (s)	16.12	16.11	15.92	16.00	14.99	15.55	15.28	14.74	14.66	13.91	13.67		
		Cumulative time (s)	166.95	150.83	134.72	118.80	102.80	87.81	72.26	56.98	42.24	27.58	13.67	3:19.21	
		Speed (m/s)	12.41	12.41	12.56	12.50	13.34	12.86	13.09	13.57	13.64	14.38	14.63	13.05	
		Stride length (m)	5.78	5.79	5.88	5.92	6.14	5.99	6.04	6.16	6.09	6.11	6.29	5.95	
		Stride duration (s)	0.466	0.467	0.468	0.474	0.460	0.466	0.461	0.454	0.446	0.425	0.430	0.456	
		Stride efficiency (%)	52.28	52.47	54.03	54.76	58.85	56.05	56.98	59.30	57.95	58.37	61.78	55.34	
		Stride count	34.58	34.51	34.01	33.78	32.59	33.40	33.12	32.47	32.84	32.72	31.81	436.90	



Note: Horizontal distance axis grid lines are 200m furlongs.

Disclaimer.

HRNZ and NZMTC and Thoroughbred Ratings Pty Ltd accepts no responsibility for the completeness or accuracy of any of the information contained herein, and makes no representations about its suitability for any particular purpose. Users should make their own judgements about those matters and/or seek independent advice. You assume all risks associated with use of the data provided on this page.



Race Results



September 08, 2017, Race 8, PROBUILD ITM HANDICAP PACE, Distance 2600m, Addington - Survey 3200m

Result	TAB no.	Horse (Barrier)	2600 to	2400m to
5th	7	Rocki Warrior (1)	2400m	2200m
		Position in running (margin)	-	6(6.2)
		Sectional time (s)	17.67	14.08
		Cumulative time (s)	199.25	181.58
		Speed (m/s)	11.32	14.20
		Stride length (m)	5.75	6.53
		Stride duration (s)	0.445	0.460
		Stride efficiency (%)	51.61	66.62
		Stride count	34.80	30.63

Disclaimer.

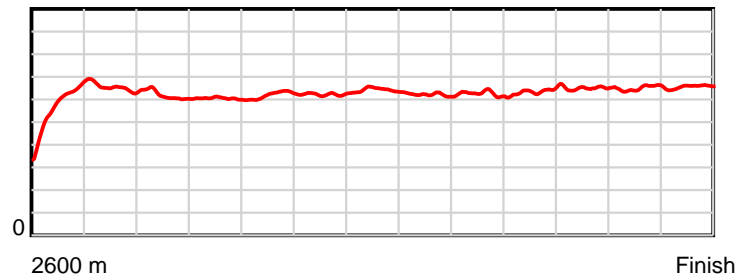
HRNZ and NZMTC and Thoroughbred Ratings Pty Ltd accepts no responsibility for the completeness or accuracy of any of the information contained herein, and makes no representations about its suitability for any particular purpose. Users should make their own judgements about those matters and/or seek independent advice. You assume all risks associated with use of the data provided on this page.

Race Results

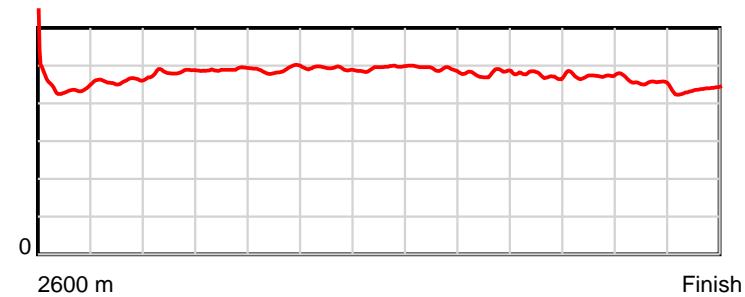
September 08, 2017, Race 8, PROBUILD ITM HANDICAP PACE, Distance 2600m, Addington - Survey 3200m

Result	TAB no.	Horse (Barrier)	2200m to	2000m to	1800m to	1600m to	1400m to	1200m to	1000m to	800m to	600m to	400m to	200m to	Total or	Margin
5th	7	Rocki Warrior (1)	2000m	1800m	1600m	1400m	1200m	1000m	800m	600m	400m	200m	WP	Average	
		Position in running (margin)	4(4.2)	3(4.8)	3(4.5)	3(4.3)	3(4.7)	3(4.0)	4(3.5)	4(4.2)	5(3.8)	5(4.1)	5(3.3)		1.50
		Sectional time (s)	15.76	16.08	15.88	16.07	15.36	15.94	15.48	14.87	14.72	14.04	13.30		
		Cumulative time (s)	167.50	151.74	135.66	119.78	103.71	88.35	72.41	56.93	42.06	27.34	13.30	3:19.25	
		Speed (m/s)	12.69	12.44	12.59	12.45	13.02	12.55	12.92	13.45	13.59	14.25	15.04	13.05	
		Stride length (m)	6.13	6.09	6.17	6.13	6.44	6.16	6.20	6.40	6.42	6.47	6.57	6.26	
		Stride duration (s)	0.483	0.490	0.490	0.492	0.495	0.491	0.480	0.476	0.473	0.454	0.436	0.480	
		Stride efficiency (%)	58.75	57.91	59.43	58.74	64.88	59.33	60.00	64.09	64.48	65.43	67.36	61.20	
		Stride count	32.62	32.85	32.43	32.62	31.04	32.46	32.28	31.23	31.13	30.91	30.46	415.46	

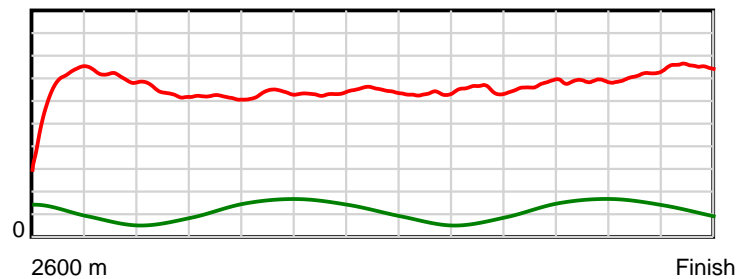
10 m Stride length



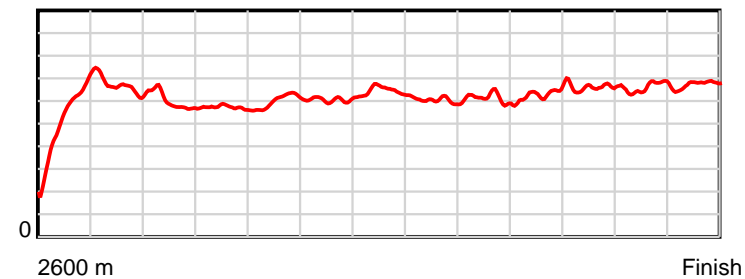
0.6 s Stride duration



20 m/sec Speed



100 % Stride efficiency



Note: Horizontal distance axis grid lines are 200m furlongs.

Disclaimer.

HRNZ and NZMTC and Thoroughbred Ratings Pty Ltd accepts no responsibility for the completeness or accuracy of any of the information contained herein, and makes no representations about its suitability for any particular purpose. Users should make their own judgements about those matters and/or seek independent advice. You assume all risks associated with use of the data provided on this page.



Race Results



September 08, 2017, Race 8, PROBUILD ITM HANDICAP PACE, Distance 2600m, Addington - Survey 3200m

Result	TAB no.	Horse (Barrier)	2600 to	2400m to
6th	6	One Direction (6)	2400m	2200m
		Position in running (margin)	-	2(0.6)
		Sectional time (s)	16.49	14.94
		Cumulative time (s)	199.33	182.84
		Speed (m/s)	12.13	13.39
		Stride length (m)	5.24	5.84
		Stride duration (s)	0.428	0.436
		Stride efficiency (%)	42.93	53.22
		Stride count	38.16	34.27

Disclaimer.

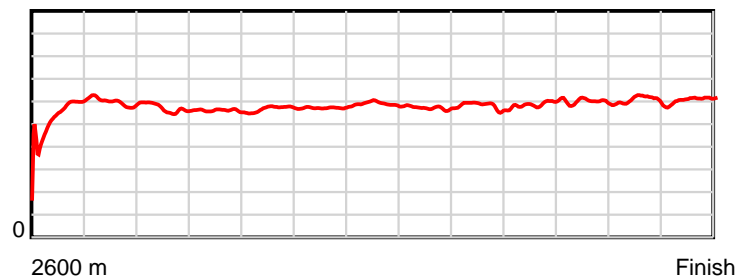
HRNZ and NZMTC and Thoroughbred Ratings Pty Ltd accepts no responsibility for the completeness or accuracy of any of the information contained herein, and makes no representations about its suitability for any particular purpose. Users should make their own judgements about those matters and/or seek independent advice. You assume all risks associated with use of the data provided on this page.

Race Results

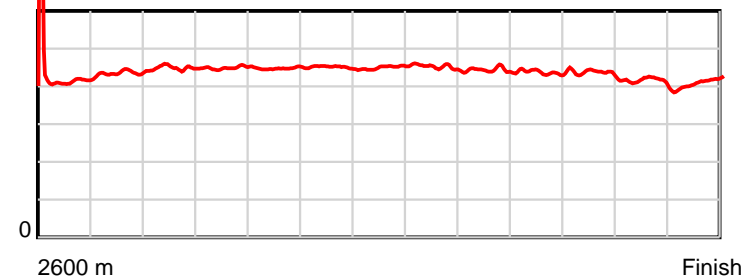
September 08, 2017, Race 8, PROBUILD ITM HANDICAP PACE, Distance 2600m, Addington - Survey 3200m

Result	TAB no.	Horse (Barrier)	2200m to	2000m to	1800m to	1600m to	1400m to	1200m to	1000m to	800m to	600m to	400m to	200m to	Total or	Margin
6th	6	One Direction (6)	2000m	1800m	1600m	1400m	1200m	1000m	800m	600m	400m	200m	WP	Average	
		Position in running (margin)	3(3.8)	4(6.2)	4(6.4)	4(6.8)	4(6.6)	4(5.9)	6(5.6)	6(5.6)	6(5.0)	6(5.1)	6(3.7)		1.90
		Sectional time (s)	16.07	16.15	15.99	15.96	15.35	15.97	15.37	14.84	14.70	13.93	13.57		
		Cumulative time (s)	167.90	151.83	135.68	119.69	103.73	88.38	72.41	57.04	42.20	27.50	13.57	3:19.33	
		Speed (m/s)	12.45	12.38	12.51	12.53	13.03	12.52	13.01	13.48	13.61	14.36	14.74	13.04	
		Stride length (m)	5.59	5.56	5.60	5.65	5.87	5.65	5.76	5.91	5.92	5.92	6.06	5.73	
		Stride duration (s)	0.449	0.449	0.448	0.451	0.450	0.451	0.443	0.439	0.435	0.412	0.411	0.439	
		Stride efficiency (%)	48.75	48.39	48.96	49.86	53.79	49.92	51.88	54.60	54.75	54.71	57.42	51.27	
		Stride count	35.81	35.94	35.73	35.41	34.09	35.39	34.71	33.83	33.79	33.80	32.99	453.92	

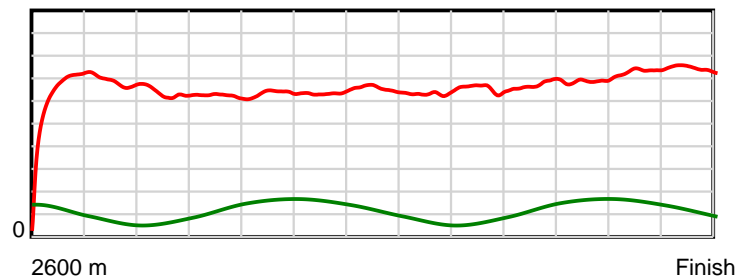
10 m Stride length



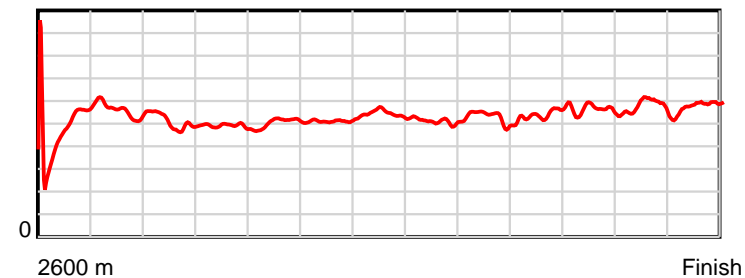
0.5 s Stride duration



20 m/sec Speed



100 % Stride efficiency



Note: Horizontal distance axis grid lines are 200m furlongs.

Disclaimer.

HRNZ and NZMTC and Thoroughbred Ratings Pty Ltd accepts no responsibility for the completeness or accuracy of any of the information contained herein, and makes no representations about its suitability for any particular purpose. Users should make their own judgements about those matters and/or seek independent advice. You assume all risks associated with use of the data provided on this page.