



Race Results

NZ Metropolitan Trotting Club Inc, HRNZ, September 16, 2017

Compilation date: September 16, 2017, 5:58:21 PM (NZST)

Copyright © 2017 HRNZ and NZMTC. All rights reserved.

Trademarks.

StrideMASTER is a registered trademark of Thoroughbred Ratings Pty Ltd.

Disclaimer.

HRNZ and NZMTC and Thoroughbred Ratings Pty Ltd accepts no responsibility for the completeness or accuracy of any of the information contained herein, and makes no representations about its suitability for any particular purpose. Users should make their own judgements about those matters and/or seek independent advice. You assume all risks associated with use of the data provided on this page.



Race Results



September 16, 2017, Race 10, BLUE STAR TAXIS MOBILE PACE, Distance 2600m, Addington - Survey 3200m

Result	TAB no.	Horse (Barrier)	2600 to	2400m to
1st	4	Micky Gee (4)	2400m	2200m
		Position in running (margin)	-	1(0.0)
		Sectional time (s)	13.25	14.83
		Cumulative time (s)	193.97	180.72
		Speed (m/s)	15.09	13.49
		Stride length (m)	6.39	6.28
		Stride duration (s)	0.422	0.465
		Stride efficiency (%)	63.83	61.54
		Stride count	31.29	31.87

Disclaimer.

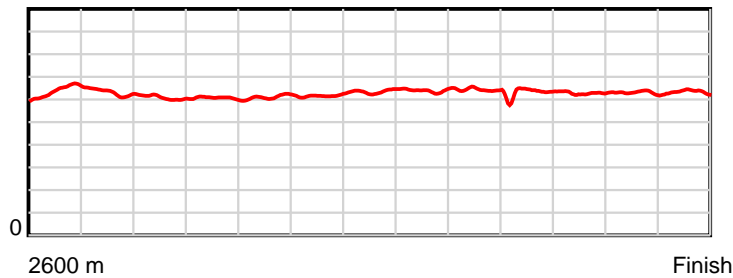
HRNZ and NZMTC and Thoroughbred Ratings Pty Ltd accepts no responsibility for the completeness or accuracy of any of the information contained herein, and makes no representations about its suitability for any particular purpose. Users should make their own judgements about those matters and/or seek independent advice. You assume all risks associated with use of the data provided on this page.

Race Results

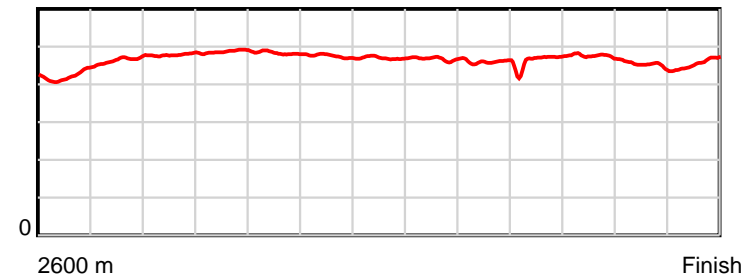
September 16, 2017, Race 10, BLUE STAR TAXIS MOBILE PACE, Distance 2600m, Addington - Survey 3200m

Result	TAB no.	Horse (Barrier)	2200m to	2000m to	1800m to	1600m to	1400m to	1200m to	1000m to	800m to	600m to	400m to	200m to	Total or	Margin
1st	4	Micky Gee (4)	2000m	1800m	1600m	1400m	1200m	1000m	800m	600m	400m	200m	WP	Average	
		Position in running (margin)	1(0.0)	1(0.0)	1(0.0)	1(0.0)	1(0.0)	1(0.0)	1(0.0)	1(0.0)	1(0.0)	1(0.0)	1(0.0)		0.00
		Sectional time (s)	15.94	16.11	15.94	15.49	14.81	14.68	14.52	14.62	15.14	14.22	14.42		
		Cumulative time (s)	165.89	149.95	133.84	117.90	102.41	87.60	72.92	58.40	43.78	28.64	14.42	3:13.97	
		Speed (m/s)	12.55	12.41	12.55	12.91	13.50	13.62	13.77	13.68	13.21	14.06	13.87	13.40	
		Stride length (m)	6.00	6.04	6.06	6.13	6.35	6.38	6.34	6.33	6.28	6.35	6.33	6.25	
		Stride duration (s)	0.479	0.487	0.483	0.475	0.470	0.468	0.460	0.462	0.475	0.452	0.457	0.466	
		Stride efficiency (%)	56.33	57.07	57.39	58.76	62.95	63.52	62.75	62.55	61.62	63.10	62.66	61.01	
		Stride count	33.31	33.09	33.00	32.61	31.51	31.37	31.56	31.61	31.85	31.47	31.58	416.12	

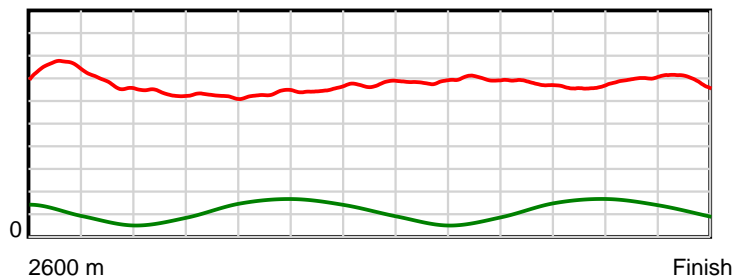
10 m Stride length



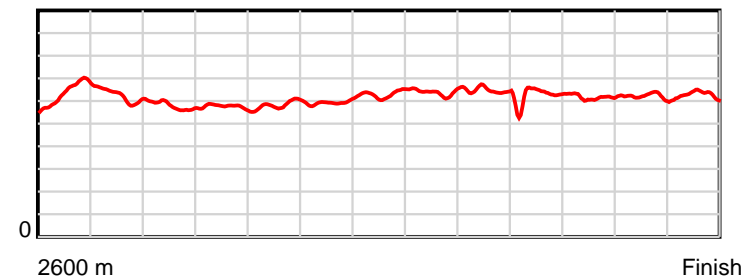
0.6 s Stride duration



20 m/sec Speed



100 % Stride efficiency



Note: Horizontal distance axis grid lines are 200m furlongs.

Disclaimer.

HRNZ and NZMTC and Thoroughbred Ratings Pty Ltd accepts no responsibility for the completeness or accuracy of any of the information contained herein, and makes no representations about its suitability for any particular purpose. Users should make their own judgements about those matters and/or seek independent advice. You assume all risks associated with use of the data provided on this page.



Race Results



September 16, 2017, Race 10, BLUE STAR TAXIS MOBILE PACE, Distance 2600m, Addington - Survey 3200m

Result	TAB no.	Horse (Barrier)	2600 to	2400m to
2nd	6	Franco Texas (6)	2400m	2200m
		Position in running (margin)	-	6(7.6)
		Sectional time (s)	14.53	15.23
		Cumulative time (s)	194.33	179.80
		Speed (m/s)	13.76	13.13
		Stride length (m)	6.37	6.22
		Stride duration (s)	0.460	0.473
		Stride efficiency (%)	63.48	60.43
		Stride count	31.38	32.16

Disclaimer.

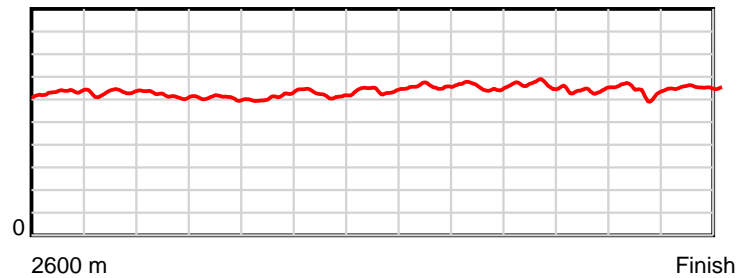
HRNZ and NZMTC and Thoroughbred Ratings Pty Ltd accepts no responsibility for the completeness or accuracy of any of the information contained herein, and makes no representations about its suitability for any particular purpose. Users should make their own judgements about those matters and/or seek independent advice. You assume all risks associated with use of the data provided on this page.

Race Results

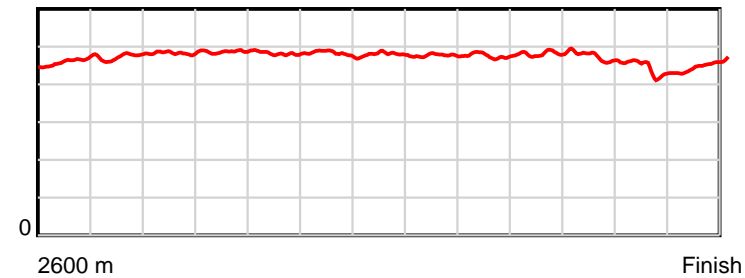
September 16, 2017, Race 10, BLUE STAR TAXIS MOBILE PACE, Distance 2600m, Addington - Survey 3200m

Result	TAB no.	Horse (Barrier)	2200m to	2000m to	1800m to	1600m to	1400m to	1200m to	1000m to	800m to	600m to	400m to	200m to	Total or	Margin
2nd	6	Franco Texas (6)	2000m	1800m	1600m	1400m	1200m	1000m	800m	600m	400m	200m	WP	Average	
		Position in running (margin)	6(10.0)	6(8.7)	6(7.4)	6(7.3)	6(7.4)	8(8.0)	8(7.5)	8(8.9)	8(7.8)	8(6.7)	7(6.2)		2.00
		Sectional time (s)	15.73	15.90	15.93	15.51	14.91	14.59	14.77	14.44	14.94	14.14	13.71		
		Cumulative time (s)	164.57	148.84	132.94	117.01	101.50	86.59	72.00	57.23	42.79	27.85	13.71	3:14.33	
		Speed (m/s)	12.71	12.58	12.55	12.89	13.41	13.71	13.54	13.85	13.39	14.14	14.59	13.38	
		Stride length (m)	6.14	6.12	6.05	6.22	6.44	6.53	6.44	6.69	6.29	6.22	6.61	6.33	
		Stride duration (s)	0.483	0.486	0.482	0.482	0.480	0.477	0.476	0.483	0.470	0.440	0.453	0.473	
		Stride efficiency (%)	58.98	58.44	57.28	60.40	64.80	66.72	64.88	69.97	61.79	60.41	68.17	62.58	
		Stride count	32.56	32.70	33.03	32.17	31.06	30.61	31.04	29.89	31.81	32.17	30.28	410.86	

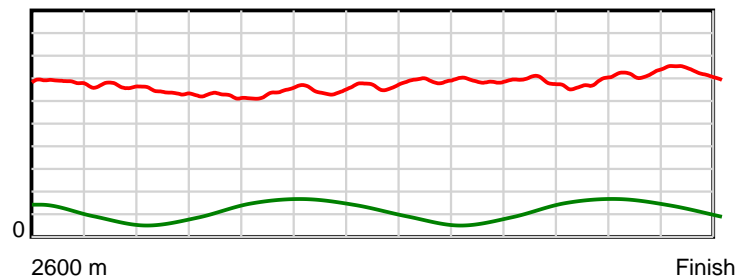
10 m Stride length



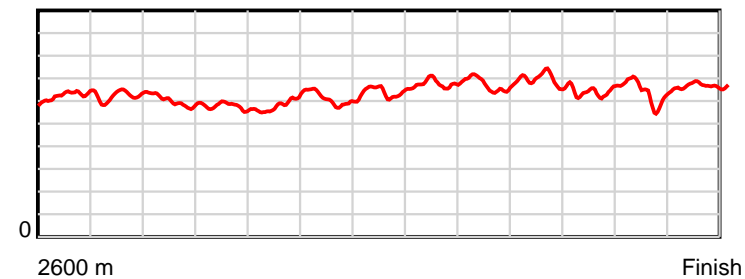
0.6 s Stride duration



20 m/sec Speed



100 % Stride efficiency



Note: Horizontal distance axis grid lines are 200m furlongs.

Disclaimer.

HRNZ and NZMTC and Thoroughbred Ratings Pty Ltd accepts no responsibility for the completeness or accuracy of any of the information contained herein, and makes no representations about its suitability for any particular purpose. Users should make their own judgements about those matters and/or seek independent advice. You assume all risks associated with use of the data provided on this page.



Race Results



September 16, 2017, Race 10, BLUE STAR TAXIS MOBILE PACE, Distance 2600m, Addington - Survey 3200m

Result	TAB no.	Horse (Barrier)	2600 to	2400m to
3rd	5	Christopher Ba... (5)	2400m	2200m
		Position in running (margin)	-	5(6.1)
		Sectional time (s)	14.25	15.19
		Cumulative time (s)	194.33	180.08
		Speed (m/s)	14.03	13.17
		Stride length (m)	6.80	6.54
		Stride duration (s)	0.484	0.497
		Stride efficiency (%)	72.35	66.79
		Stride count	29.39	30.59

Disclaimer.

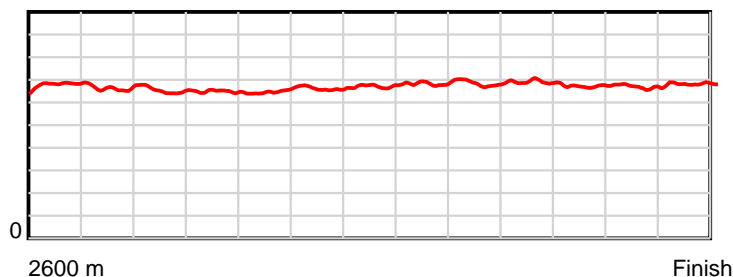
HRNZ and NZMTC and Thoroughbred Ratings Pty Ltd accepts no responsibility for the completeness or accuracy of any of the information contained herein, and makes no representations about its suitability for any particular purpose. Users should make their own judgements about those matters and/or seek independent advice. You assume all risks associated with use of the data provided on this page.

Race Results

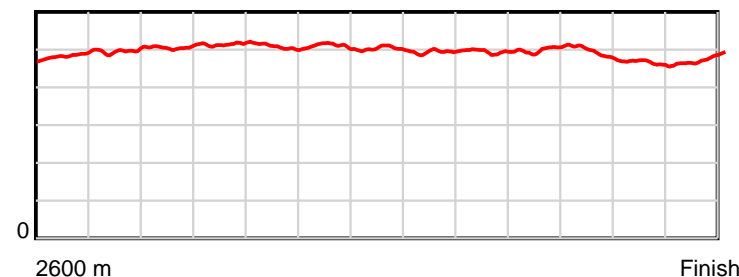
September 16, 2017, Race 10, BLUE STAR TAXIS MOBILE PACE, Distance 2600m, Addington - Survey 3200m

Result	TAB no.	Horse (Barrier)	2200m to	2000m to	1800m to	1600m to	1400m to	1200m to	1000m to	800m to	600m to	400m to	200m to	Total or	Margin
3rd	5	Christopher Ba... (5)	2000m	1800m	1600m	1400m	1200m	1000m	800m	600m	400m	200m	WP	Average	
		Position in running (margin)	5(8.3)	5(7.0)	5(5.8)	5(5.1)	5(5.2)	7(6.1)	7(5.8)	7(7.2)	7(6.4)	7(5.2)	6(5.3)		2.00
		Sectional time (s)	15.73	15.91	15.83	15.51	14.95	14.63	14.77	14.48	14.93	14.24	13.91		
		Cumulative time (s)	164.89	149.16	133.25	117.42	101.91	86.96	72.33	57.56	43.08	28.15	13.91	3:14.33	
		Speed (m/s)	12.71	12.57	12.63	12.89	13.38	13.67	13.54	13.81	13.40	14.04	14.38	13.38	
		Stride length (m)	6.43	6.47	6.41	6.58	6.72	6.76	6.70	6.92	6.57	6.53	6.83	6.63	
		Stride duration (s)	0.506	0.514	0.508	0.510	0.502	0.494	0.495	0.501	0.491	0.465	0.475	0.496	
		Stride efficiency (%)	64.61	65.32	64.30	67.58	70.59	71.39	70.17	74.78	67.50	66.62	72.89	68.73	
		Stride count	31.10	30.93	31.18	30.41	29.76	29.59	29.85	28.91	30.43	30.63	29.28	392.05	

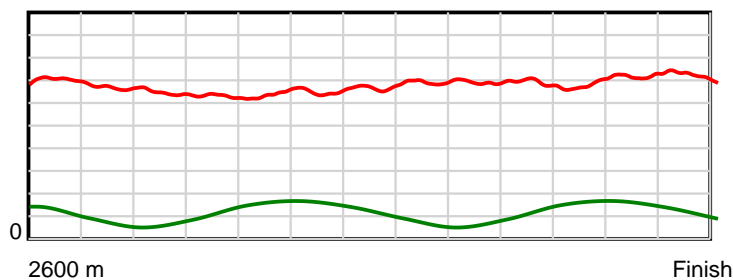
10 m Stride length



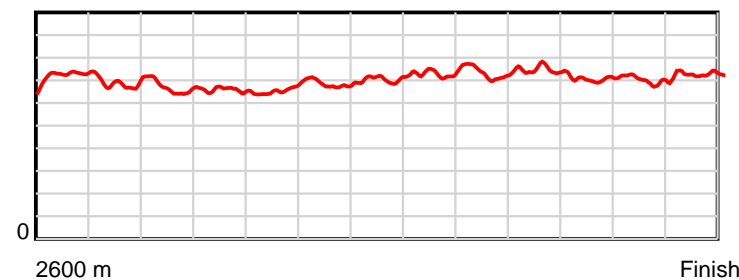
0.6 s Stride duration



20 m/sec Speed



100 % Stride efficiency



Note: Horizontal distance axis grid lines are 200m furlongs.

Disclaimer.

HRNZ and NZMTC and Thoroughbred Ratings Pty Ltd accepts no responsibility for the completeness or accuracy of any of the information contained herein, and makes no representations about its suitability for any particular purpose. Users should make their own judgements about those matters and/or seek independent advice. You assume all risks associated with use of the data provided on this page.



Race Results



September 16, 2017, Race 10, BLUE STAR TAXIS MOBILE PACE, Distance 2600m, Addington - Survey 3200m

Result	TAB no.	Horse (Barrier)	2600 to	2400m to
4th	2	Amazon Lily (2)	2400m	2200m
		Position in running (margin)	-	2(2.1)
		Sectional time (s)	13.59	14.94
		Cumulative time (s)	194.39	180.80
		Speed (m/s)	14.72	13.39
		Stride length (m)	6.34	6.09
		Stride duration (s)	0.430	0.455
		Stride efficiency (%)	62.74	57.90
		Stride count	31.56	32.86

Disclaimer.

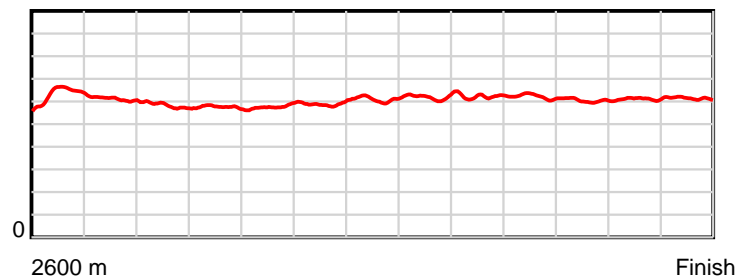
HRNZ and NZMTC and Thoroughbred Ratings Pty Ltd accepts no responsibility for the completeness or accuracy of any of the information contained herein, and makes no representations about its suitability for any particular purpose. Users should make their own judgements about those matters and/or seek independent advice. You assume all risks associated with use of the data provided on this page.

Race Results

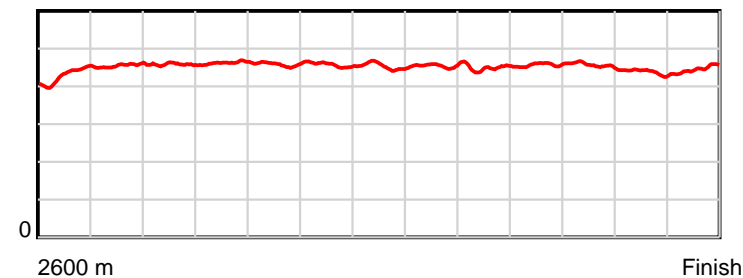
September 16, 2017, Race 10, BLUE STAR TAXIS MOBILE PACE, Distance 2600m, Addington - Survey 3200m

Result	TAB no.	Horse (Barrier)	2200m to	2000m to	1800m to	1600m to	1400m to	1200m to	1000m to	800m to	600m to	400m to	200m to	Total or	Margin
4th	2	Amazon Lily (2)	2000m	1800m	1600m	1400m	1200m	1000m	800m	600m	400m	200m	WP	Average	
		Position in running (margin)	2(2.8)	2(2.2)	2(1.9)	2(2.1)	2(1.9)	2(2.0)	3(2.0)	3(1.7)	3(2.1)	3(1.6)	2(2.1)		2.30
		Sectional time (s)	15.84	16.06	15.97	15.46	14.82	14.68	14.48	14.68	15.06	14.30	14.51		
		Cumulative time (s)	165.86	150.02	133.96	117.99	102.53	87.71	73.03	58.55	43.87	28.81	14.51	3:14.39	
		Speed (m/s)	12.63	12.45	12.52	12.94	13.50	13.62	13.81	13.62	13.28	13.99	13.78	13.38	
		Stride length (m)	5.78	5.76	5.74	5.91	6.12	6.20	6.21	6.23	6.06	6.13	6.15	6.05	
		Stride duration (s)	0.458	0.462	0.459	0.457	0.453	0.455	0.449	0.457	0.456	0.438	0.446	0.452	
		Stride efficiency (%)	52.18	51.83	51.53	54.61	58.44	60.05	60.17	60.57	57.30	58.74	59.03	57.15	
		Stride count	34.61	34.73	34.83	33.83	32.71	32.26	32.23	32.12	33.03	32.62	32.54	429.93	

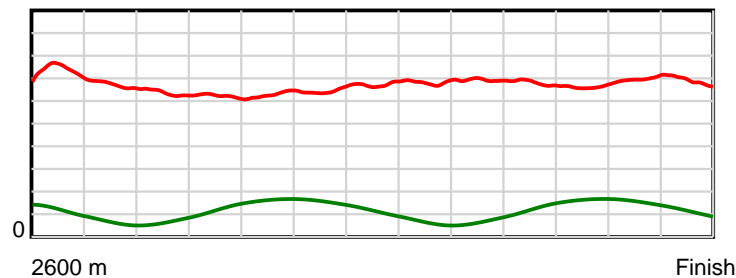
10 m Stride length



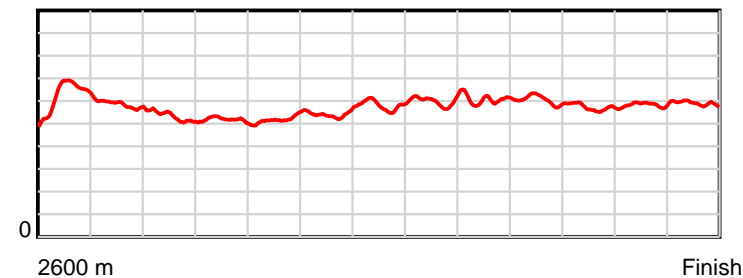
0.6 s Stride duration



20 m/sec Speed



100 % Stride efficiency



Note: Horizontal distance axis grid lines are 200m furlongs.

Disclaimer.

HRNZ and NZMTC and Thoroughbred Ratings Pty Ltd accepts no responsibility for the completeness or accuracy of any of the information contained herein, and makes no representations about its suitability for any particular purpose. Users should make their own judgements about those matters and/or seek independent advice. You assume all risks associated with use of the data provided on this page.



Race Results



September 16, 2017, Race 10, BLUE STAR TAXIS MOBILE PACE, Distance 2600m, Addington - Survey 3200m

Result	TAB no.	Horse (Barrier)	2600 to	2400m to
5th	8	Bite The Bulle... (7)	2400m	2200m
		Position in running (margin)	-	7(8.7)
		Sectional time (s)	14.65	15.59
		Cumulative time (s)	194.89	180.24
		Speed (m/s)	13.65	12.83
		Stride length (m)	6.18	5.90
		Stride duration (s)	0.451	0.460
		Stride efficiency (%)	59.62	54.34
		Stride count	32.38	33.92

Disclaimer.

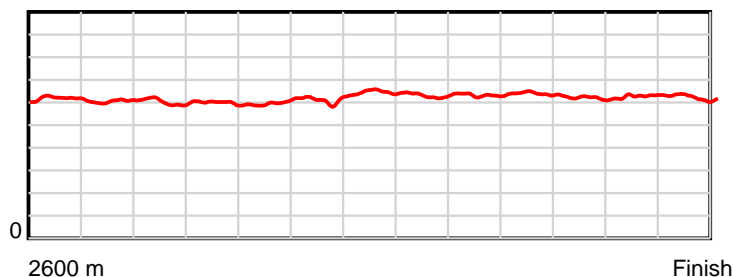
HRNZ and NZMTC and Thoroughbred Ratings Pty Ltd accepts no responsibility for the completeness or accuracy of any of the information contained herein, and makes no representations about its suitability for any particular purpose. Users should make their own judgements about those matters and/or seek independent advice. You assume all risks associated with use of the data provided on this page.

Race Results

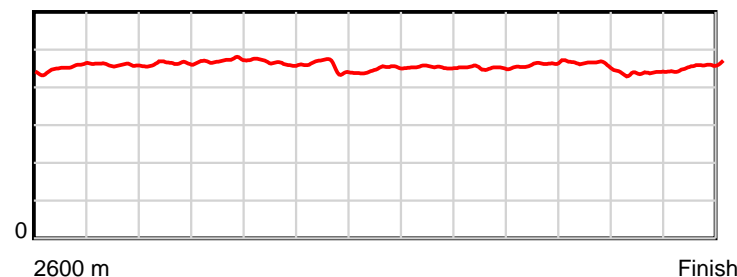
September 16, 2017, Race 10, BLUE STAR TAXIS MOBILE PACE, Distance 2600m, Addington - Survey 3200m

Result	TAB no.	Horse (Barrier)	2200m to	2000m to	1800m to	1600m to	1400m to	1200m to	1000m to	800m to	600m to	400m to	200m to	Total or	Margin
5th	8	Bite The Bulle... (7)	2000m	1800m	1600m	1400m	1200m	1000m	800m	600m	400m	200m	WP	Average	
		Position in running (margin)	7(13.2)	7(11.5)	7(9.5)	7(9.1)	7(7.5)	3(2.0)	4(2.3)	4(2.9)	4(2.6)	4(2.9)	3(3.0)		5.00
		Sectional time (s)	15.65	15.79	15.88	15.21	13.90	14.73	14.63	14.57	15.18	14.25	14.86		
		Cumulative time (s)	164.65	149.00	133.21	117.33	102.12	88.22	73.49	58.86	44.29	29.11	14.86	3:14.89	
		Speed (m/s)	12.78	12.67	12.59	13.15	14.39	13.58	13.67	13.73	13.18	14.04	13.46	13.34	
		Stride length (m)	5.92	5.97	5.87	5.99	6.45	6.16	6.17	6.34	6.06	6.15	6.16	6.10	
		Stride duration (s)	0.463	0.471	0.466	0.455	0.448	0.453	0.452	0.462	0.460	0.438	0.458	0.457	
		Stride efficiency (%)	54.75	55.73	53.81	56.01	65.07	59.23	59.57	62.85	57.47	59.12	59.34	58.09	
		Stride count	33.79	33.49	34.08	33.41	30.99	32.49	32.39	31.54	32.98	32.52	32.46	426.44	

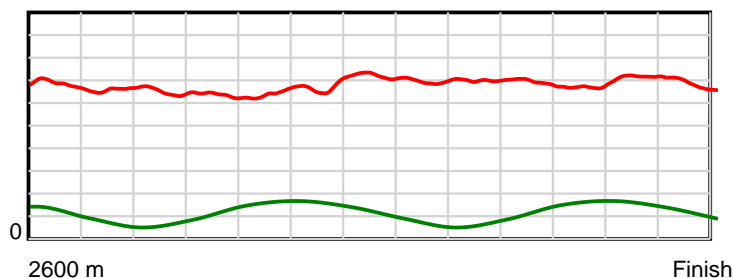
10 m Stride length



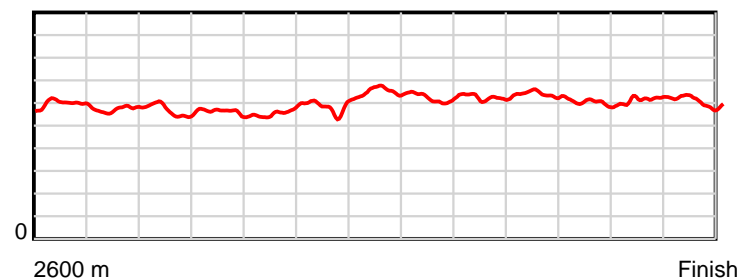
0.6 s Stride duration



20 m/sec Speed



100 % Stride efficiency



Note: Horizontal distance axis grid lines are 200m furlongs.

Disclaimer.

HRNZ and NZMTC and Thoroughbred Ratings Pty Ltd accepts no responsibility for the completeness or accuracy of any of the information contained herein, and makes no representations about its suitability for any particular purpose. Users should make their own judgements about those matters and/or seek independent advice. You assume all risks associated with use of the data provided on this page.



Race Results



September 16, 2017, Race 10, BLUE STAR TAXIS MOBILE PACE, Distance 2600m, Addington - Survey 3200m

Result	TAB no.	Horse (Barrier)	2600 to	2400m to
6th	9	C A Penny (8)	2400m	2200m
		Position in running (margin)	-	8(11.0)
		Sectional time (s)	15.14	15.60
		Cumulative time (s)	195.00	179.86
		Speed (m/s)	13.21	12.82
		Stride length (m)	6.27	6.04
		Stride duration (s)	0.469	0.471
		Stride efficiency (%)	61.50	56.93
		Stride count	31.88	33.14

Disclaimer.

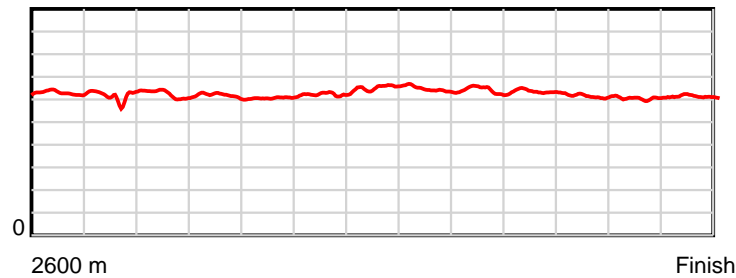
HRNZ and NZMTC and Thoroughbred Ratings Pty Ltd accepts no responsibility for the completeness or accuracy of any of the information contained herein, and makes no representations about its suitability for any particular purpose. Users should make their own judgements about those matters and/or seek independent advice. You assume all risks associated with use of the data provided on this page.

Race Results

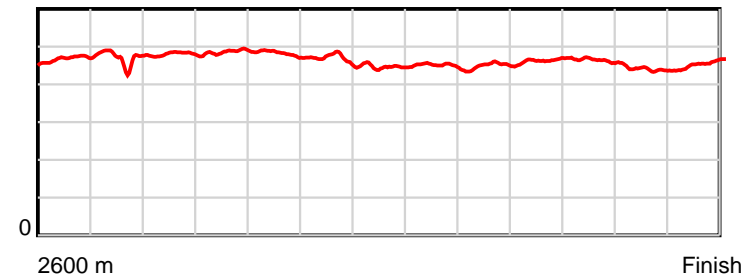
September 16, 2017, Race 10, BLUE STAR TAXIS MOBILE PACE, Distance 2600m, Addington - Survey 3200m

Result	TAB no.	Horse (Barrier)	2200m to	2000m to	1800m to	1600m to	1400m to	1200m to	1000m to	800m to	600m to	400m to	200m to	Total or	Margin
6th	9	C A Penny (8)	2000m	1800m	1600m	1400m	1200m	1000m	800m	600m	400m	200m	WP	Average	
		Position in running (margin)	8(15.6)	8(14.2)	8(11.5)	8(12.5)	8(10.3)	4(3.3)	2(1.7)	2(1.0)	2(0.9)	2(1.1)	4(3.7)		5.60
		Sectional time (s)	15.70	15.67	16.10	15.13	13.64	14.41	14.41	14.60	15.16	14.66	14.78		
		Cumulative time (s)	164.26	148.56	132.89	116.79	101.66	88.02	73.61	59.20	44.60	29.44	14.78	3:15.00	
		Speed (m/s)	12.74	12.76	12.42	13.22	14.66	13.88	13.88	13.70	13.19	13.64	13.53	13.33	
		Stride length (m)	6.11	6.21	5.98	6.18	6.54	6.24	6.25	6.37	6.10	5.98	6.17	6.19	
		Stride duration (s)	0.480	0.486	0.482	0.468	0.446	0.450	0.450	0.465	0.462	0.439	0.456	0.464	
		Stride efficiency (%)	58.34	60.26	55.90	59.76	66.92	60.89	61.01	63.44	58.06	55.95	59.57	59.78	
		Stride count	32.73	32.21	33.44	32.34	30.56	32.04	32.01	31.39	32.81	33.42	32.39	420.36	

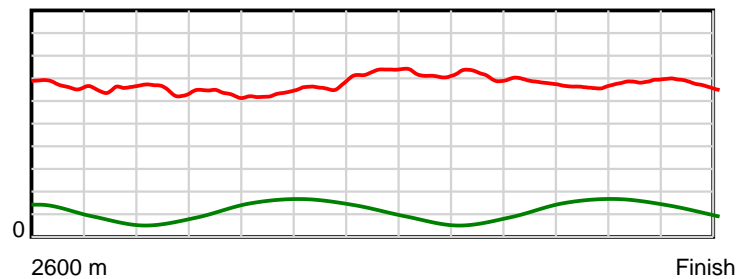
10 m Stride length



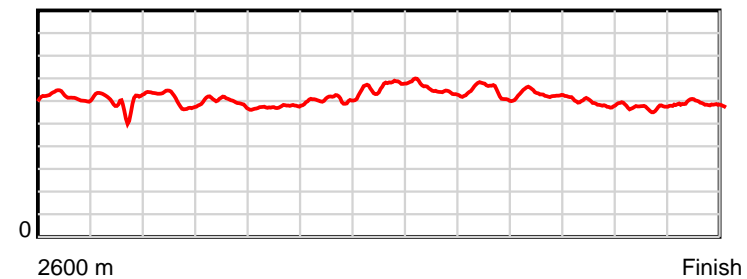
0.6 s Stride duration



20 m/sec Speed



100 % Stride efficiency



Note: Horizontal distance axis grid lines are 200m furlongs.

Disclaimer.

HRNZ and NZMTC and Thoroughbred Ratings Pty Ltd accepts no responsibility for the completeness or accuracy of any of the information contained herein, and makes no representations about its suitability for any particular purpose. Users should make their own judgements about those matters and/or seek independent advice. You assume all risks associated with use of the data provided on this page.



Race Results



September 16, 2017, Race 10, BLUE STAR TAXIS MOBILE PACE, Distance 2600m, Addington - Survey 3200m

Result	TAB no.	Horse (Barrier)	2600 to	2400m to
7th	1	Shineonucrazyd... (1)	2400m	2200m
		Position in running (margin)	-	4(4.2)
		Sectional time (s)	13.85	14.97
		Cumulative time (s)	195.13	181.28
		Speed (m/s)	14.44	13.36
		Stride length (m)	6.12	5.92
		Stride duration (s)	0.420	0.443
		Stride efficiency (%)	58.47	54.78
		Stride count	32.70	33.78

Disclaimer.

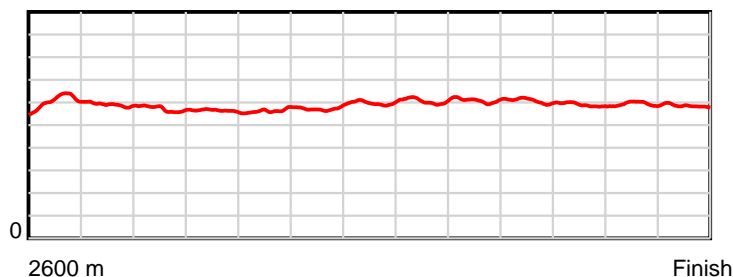
HRNZ and NZMTC and Thoroughbred Ratings Pty Ltd accepts no responsibility for the completeness or accuracy of any of the information contained herein, and makes no representations about its suitability for any particular purpose. Users should make their own judgements about those matters and/or seek independent advice. You assume all risks associated with use of the data provided on this page.

Race Results

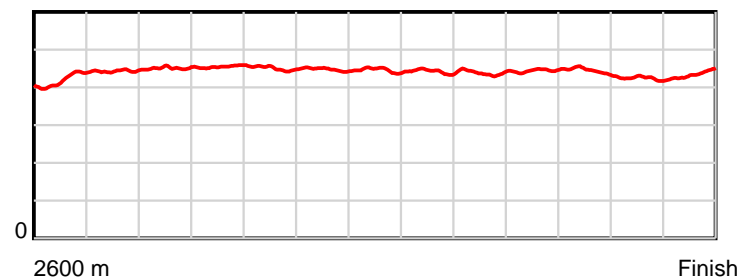
September 16, 2017, Race 10, BLUE STAR TAXIS MOBILE PACE, Distance 2600m, Addington - Survey 3200m

Result	TAB no.	Horse (Barrier)	2200m to	2000m to	1800m to	1600m to	1400m to	1200m to	1000m to	800m to	600m to	400m to	200m to	Total or	Margin
7th	1	Shineonucrazyd... (1)	2000m	1800m	1600m	1400m	1200m	1000m	800m	600m	400m	200m	WP	Average	
		Position in running (margin)	3(5.1)	3(4.5)	4(4.3)	4(4.3)	4(4.1)	5(4.2)	5(3.6)	5(3.6)	5(3.8)	5(3.3)	5(4.0)		6.30
		Sectional time (s)	15.84	16.09	15.94	15.45	14.82	14.58	14.53	14.65	15.05	14.34	15.02		
		Cumulative time (s)	166.31	150.47	134.38	118.44	102.99	88.17	73.59	59.06	44.41	29.36	15.02	3:15.13	
		Speed (m/s)	12.63	12.43	12.55	12.94	13.50	13.72	13.76	13.65	13.29	13.95	13.32	13.32	
		Stride length (m)	5.69	5.66	5.65	5.79	6.02	6.06	6.04	6.06	5.90	5.91	5.80	5.89	
		Stride duration (s)	0.451	0.455	0.450	0.448	0.446	0.442	0.439	0.444	0.444	0.424	0.436	0.442	
		Stride efficiency (%)	50.59	49.98	49.89	52.46	56.60	57.35	57.09	57.41	54.38	54.55	52.58	54.20	
		Stride count	35.15	35.36	35.40	34.52	33.23	33.02	33.09	33.00	33.90	33.85	34.48	441.48	

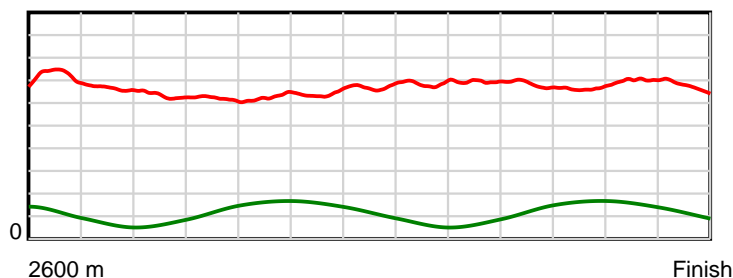
10 m Stride length



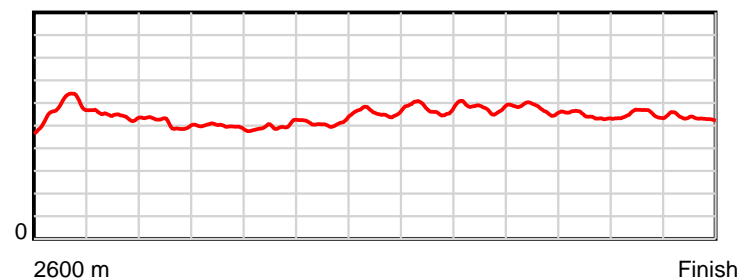
0.6 s Stride duration



20 m/sec Speed



100 % Stride efficiency



Note: Horizontal distance axis grid lines are 200m furlongs.

Disclaimer.

HRNZ and NZMTC and Thoroughbred Ratings Pty Ltd accepts no responsibility for the completeness or accuracy of any of the information contained herein, and makes no representations about its suitability for any particular purpose. Users should make their own judgements about those matters and/or seek independent advice. You assume all risks associated with use of the data provided on this page.



Race Results



September 16, 2017, Race 10, BLUE STAR TAXIS MOBILE PACE, Distance 2600m, Addington - Survey 3200m

Result	TAB no.	Horse (Barrier)	2600 to	2400m to
8th	3	Donegal Carric... (3)	2400m	2200m
		Position in running (margin)	-	3(3.7)
		Sectional time (s)	13.89	15.27
		Cumulative time (s)	198.36	184.47
		Speed (m/s)	14.40	13.10
		Stride length (m)	6.35	6.16
		Stride duration (s)	0.440	0.470
		Stride efficiency (%)	63.07	59.27
		Stride count	31.48	32.47

Disclaimer.

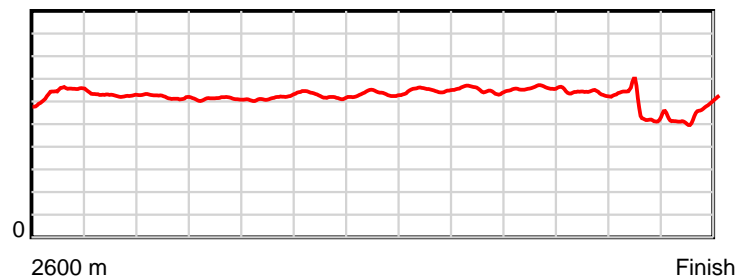
HRNZ and NZMTC and Thoroughbred Ratings Pty Ltd accepts no responsibility for the completeness or accuracy of any of the information contained herein, and makes no representations about its suitability for any particular purpose. Users should make their own judgements about those matters and/or seek independent advice. You assume all risks associated with use of the data provided on this page.

Race Results

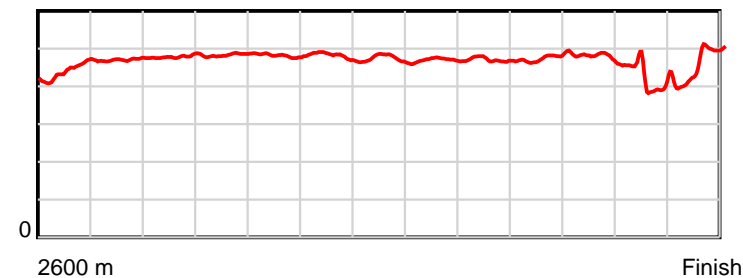
September 16, 2017, Race 10, BLUE STAR TAXIS MOBILE PACE, Distance 2600m, Addington - Survey 3200m

Result	TAB no.	Horse (Barrier)	2200m to	2000m to	1800m to	1600m to	1400m to	1200m to	1000m to	800m to	600m to	400m to	200m to	Total or	Margin
8th	3	Donegal Carric... (3)	2000m	1800m	1600m	1400m	1200m	1000m	800m	600m	400m	200m	WP	Average	
		Position in running (margin)	4(6.3)	4(5.0)	3(3.6)	3(3.1)	3(3.6)	6(4.2)	6(4.1)	6(5.4)	6(4.6)	6(4.8)	8(11.2)		23.80
		Sectional time (s)	15.72	15.88	15.86	15.57	14.89	14.67	14.75	14.48	15.15	15.30	16.93		
		Cumulative time (s)	169.20	153.48	137.60	121.74	106.17	91.28	76.61	61.86	47.38	32.23	16.93	3:18.36	
		Speed (m/s)	12.72	12.59	12.61	12.85	13.43	13.63	13.56	13.81	13.20	13.07	11.81	13.11	
		Stride length (m)	6.09	6.08	6.07	6.18	6.36	6.41	6.38	6.58	6.28	5.45	5.49	6.13	
		Stride duration (s)	0.479	0.483	0.481	0.481	0.473	0.470	0.471	0.477	0.476	0.417	0.464	0.467	
		Stride efficiency (%)	58.00	57.81	57.53	59.63	63.12	64.26	63.66	67.72	61.69	46.47	47.05	58.67	
		Stride count	32.83	32.88	32.96	32.38	31.47	31.19	31.33	30.38	31.83	36.67	36.45	424.32	

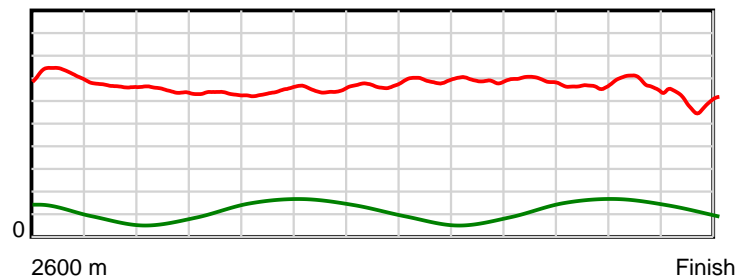
10 m Stride length



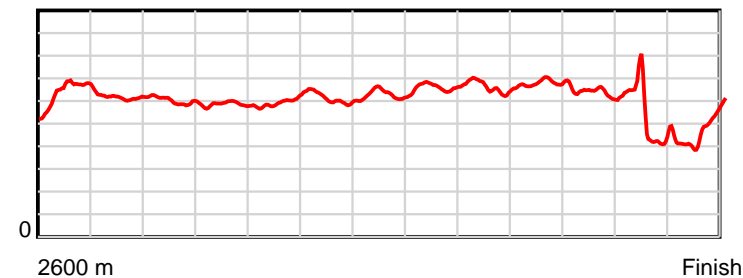
0.6 s Stride duration



20 m/sec Speed



100 % Stride efficiency



Note: Horizontal distance axis grid lines are 200m furlongs.

Disclaimer.

HRNZ and NZMTC and Thoroughbred Ratings Pty Ltd accepts no responsibility for the completeness or accuracy of any of the information contained herein, and makes no representations about its suitability for any particular purpose. Users should make their own judgements about those matters and/or seek independent advice. You assume all risks associated with use of the data provided on this page.