



Race Results

NZ Metropolitan Trotting Club Inc, HRNZ, September 16, 2017

Compilation date: September 16, 2017, 2:54:23 PM (NZST)

Copyright © 2017 HRNZ and NZMTC. All rights reserved.

Trademarks.

StrideMASTER is a registered trademark of Thoroughbred Ratings Pty Ltd.

Disclaimer.

HRNZ and NZMTC and Thoroughbred Ratings Pty Ltd accepts no responsibility for the completeness or accuracy of any of the information contained herein, and makes no representations about its suitability for any particular purpose. Users should make their own judgements about those matters and/or seek independent advice. You assume all risks associated with use of the data provided on this page.



Race Results



September 16, 2017, Race 5, XCM SPORT HANDICAP TROT, Distance 2600m, Addington - Survey 3200m

Result	TAB no.	Horse (Barrier)	2600 to	2400m to
1st	8	Sundons Flyer (1)	2400m	2200m
		Position in running (margin)	-	1(0.0)
		Sectional time (s)	16.87	14.94
		Cumulative time (s)	202.58	185.71
		Speed (m/s)	11.86	13.39
		Stride length (m)	5.35	5.73
		Stride duration (s)	0.406	0.428
		Stride efficiency (%)	44.71	51.22
		Stride count	37.39	34.93

Disclaimer.

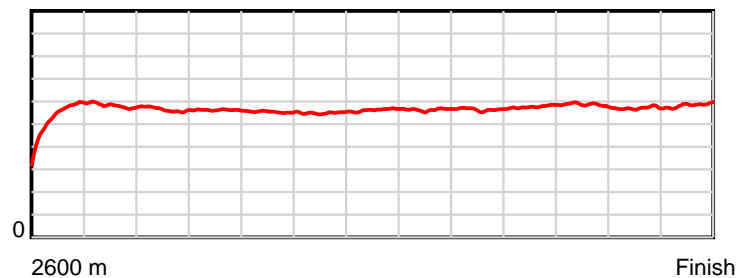
HRNZ and NZMTC and Thoroughbred Ratings Pty Ltd accepts no responsibility for the completeness or accuracy of any of the information contained herein, and makes no representations about its suitability for any particular purpose. Users should make their own judgements about those matters and/or seek independent advice. You assume all risks associated with use of the data provided on this page.

Race Results

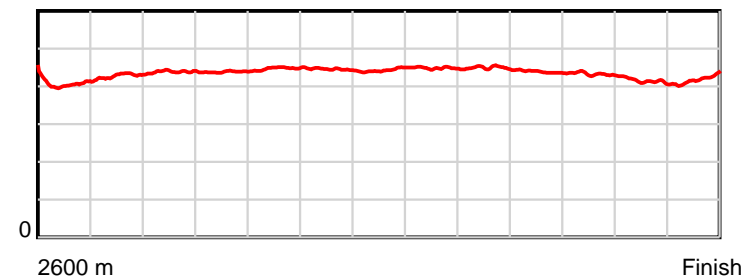
September 16, 2017, Race 5, XCM SPORT HANDICAP TROT, Distance 2600m, Addington - Survey 3200m

Result	TAB no.	Horse (Barrier)	2200m to	2000m to	1800m to	1600m to	1400m to	1200m to	1000m to	800m to	600m to	400m to	200m to	Total or	Margin
1st	8	Sundons Flyer (1)	2000m	1800m	1600m	1400m	1200m	1000m	800m	600m	400m	200m	WP	Average	
		Position in running (margin)	1(0.0)	1(0.0)	1(0.0)	1(0.0)	1(0.0)	1(0.0)	1(0.0)	1(0.0)	1(0.0)	1(0.0)	1(0.0)		0.00
		Sectional time (s)	15.47	15.70	16.20	16.52	15.81	16.01	15.81	15.19	14.89	14.70	14.47		
		Cumulative time (s)	170.77	155.30	139.60	123.40	106.88	91.07	75.06	59.25	44.06	29.17	14.47	3:22.58	
		Speed (m/s)	12.93	12.74	12.35	12.11	12.65	12.49	12.65	13.17	13.43	13.61	13.82	12.83	
		Stride length (m)	5.68	5.58	5.52	5.40	5.60	5.60	5.68	5.78	5.81	5.64	5.80	5.63	
		Stride duration (s)	0.439	0.438	0.447	0.446	0.443	0.449	0.449	0.439	0.433	0.415	0.419	0.438	
		Stride efficiency (%)	50.36	48.72	47.63	45.49	49.08	49.04	50.39	52.17	52.78	49.79	52.54	49.44	
		Stride count	35.23	35.82	36.23	37.07	35.69	35.70	35.22	34.61	34.41	35.43	34.49	462.22	

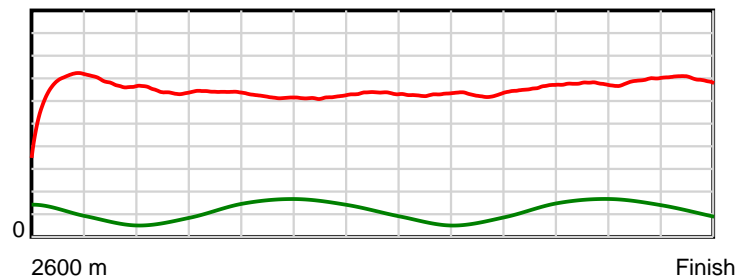
10 m Stride length



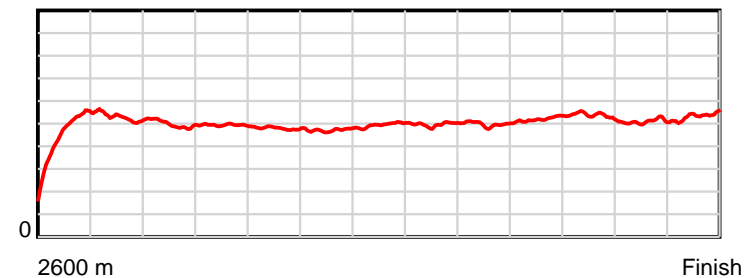
0.6 s Stride duration



20 m/sec Speed



100 % Stride efficiency



Note: Horizontal distance axis grid lines are 200m furlongs.

Disclaimer.

HRNZ and NZMTC and Thoroughbred Ratings Pty Ltd accepts no responsibility for the completeness or accuracy of any of the information contained herein, and makes no representations about its suitability for any particular purpose. Users should make their own judgements about those matters and/or seek independent advice. You assume all risks associated with use of the data provided on this page.



Race Results



September 16, 2017, Race 5, XCM SPORT HANDICAP TROT, Distance 2600m, Addington - Survey 3200m

Result	TAB no.	Horse (Barrier)	2600 to	2400m to
2nd	2	Donsmedad (3)	2400m	2200m
		Position in running (margin)	-	3(3.6)
		Sectional time (s)	17.65	15.18
		Cumulative time (s)	202.91	185.26
		Speed (m/s)	11.33	13.18
		Stride length (m)	5.48	6.15
		Stride duration (s)	0.438	0.467
		Stride efficiency (%)	47.00	59.01
		Stride count	36.47	32.55

Disclaimer.

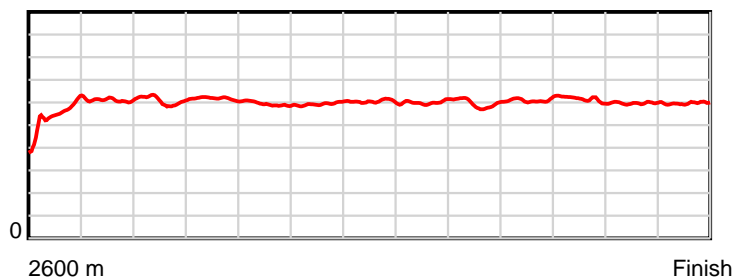
HRNZ and NZMTC and Thoroughbred Ratings Pty Ltd accepts no responsibility for the completeness or accuracy of any of the information contained herein, and makes no representations about its suitability for any particular purpose. Users should make their own judgements about those matters and/or seek independent advice. You assume all risks associated with use of the data provided on this page.

Race Results

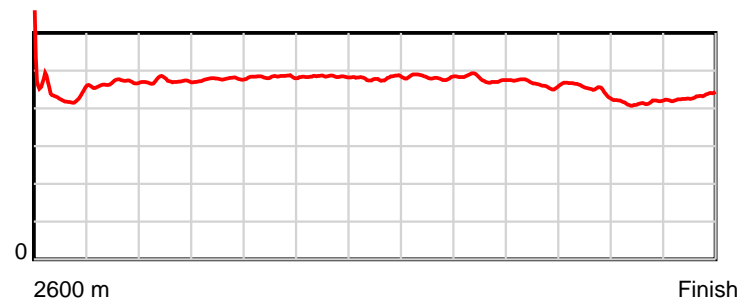
September 16, 2017, Race 5, XCM SPORT HANDICAP TROT, Distance 2600m, Addington - Survey 3200m

Result	TAB no.	Horse (Barrier)	2200m to	2000m to	1800m to	1600m to	1400m to	1200m to	1000m to	800m to	600m to	400m to	200m to	Total or	Margin
2nd	2	Donsmedad (3)	2000m	1800m	1600m	1400m	1200m	1000m	800m	600m	400m	200m	WP	Average	
		Position in running (margin)	3(5.0)	3(5.7)	3(4.3)	3(5.3)	3(3.8)	3(3.8)	3(3.3)	3(3.8)	3(4.1)	3(4.3)	2(1.2)		1.80
		Sectional time (s)	15.58	15.45	16.38	16.27	15.81	15.94	15.90	15.23	14.91	14.19	14.42		
		Cumulative time (s)	170.08	154.50	139.05	122.67	106.40	90.59	74.65	58.75	43.52	28.61	14.42	3:22.91	
		Speed (m/s)	12.84	12.94	12.21	12.29	12.65	12.55	12.58	13.13	13.41	14.09	13.87	12.81	
		Stride length (m)	6.06	6.18	5.91	5.95	6.07	6.05	6.01	6.11	6.06	5.86	5.99	5.98	
		Stride duration (s)	0.472	0.477	0.484	0.484	0.479	0.482	0.478	0.465	0.452	0.416	0.432	0.467	
		Stride efficiency (%)	57.45	59.63	54.60	55.31	57.52	57.26	56.51	58.26	57.36	53.66	56.01	55.97	
		Stride count	32.99	32.38	33.84	33.62	32.96	33.04	33.26	32.76	33.01	34.13	33.41	434.42	

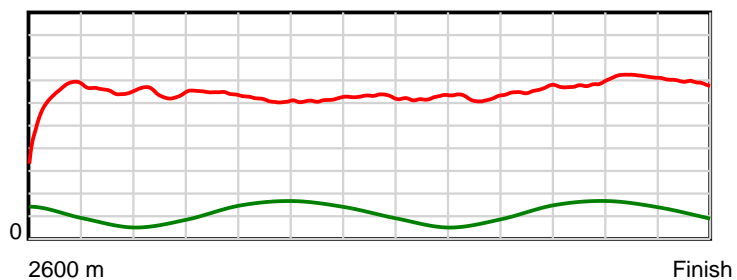
10 m Stride length



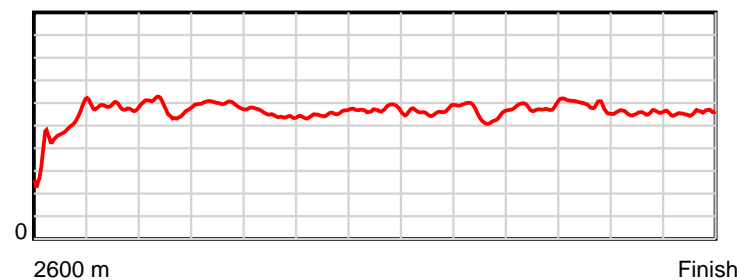
0.6 s Stride duration



20 m/sec Speed



100 % Stride efficiency



Note: Horizontal distance axis grid lines are 200m furlongs.

Disclaimer.

HRNZ and NZMTC and Thoroughbred Ratings Pty Ltd accepts no responsibility for the completeness or accuracy of any of the information contained herein, and makes no representations about its suitability for any particular purpose. Users should make their own judgements about those matters and/or seek independent advice. You assume all risks associated with use of the data provided on this page.



Race Results



September 16, 2017, Race 5, XCM SPORT HANDICAP TROT, Distance 2600m, Addington - Survey 3200m

Result	TAB no.	Horse (Barrier)	2600 to	2400m to
3rd	6	Kingdom Come (7)	2400m	2200m
		Position in running (margin)	-	2(1.6)
		Sectional time (s)	17.28	15.23
		Cumulative time (s)	203.11	185.83
		Speed (m/s)	11.57	13.13
		Stride length (m)	5.32	5.80
		Stride duration (s)	0.424	0.441
		Stride efficiency (%)	44.27	52.53
		Stride count	37.58	34.49

Disclaimer.

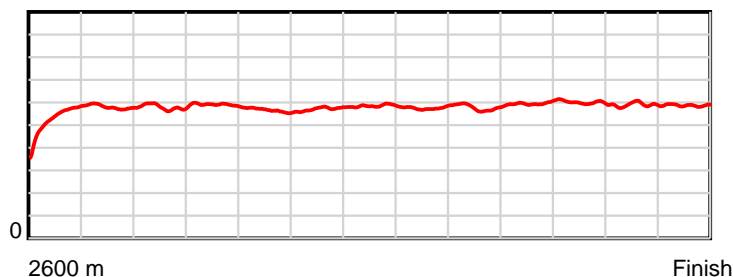
HRNZ and NZMTC and Thoroughbred Ratings Pty Ltd accepts no responsibility for the completeness or accuracy of any of the information contained herein, and makes no representations about its suitability for any particular purpose. Users should make their own judgements about those matters and/or seek independent advice. You assume all risks associated with use of the data provided on this page.

Race Results

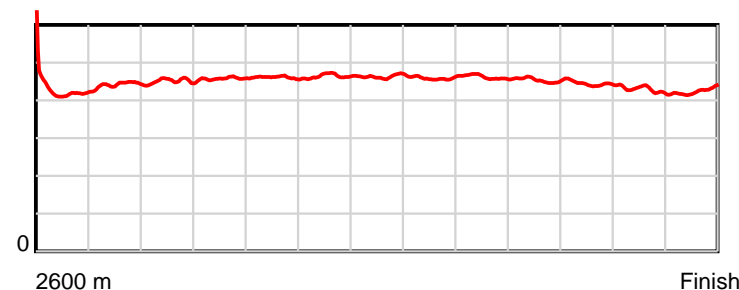
September 16, 2017, Race 5, XCM SPORT HANDICAP TROT, Distance 2600m, Addington - Survey 3200m

Result	TAB no.	Horse (Barrier)	2200m to	2000m to	1800m to	1600m to	1400m to	1200m to	1000m to	800m to	600m to	400m to	200m to	Total or	Margin
3rd	6	Kingdom Come (7)	2000m	1800m	1600m	1400m	1200m	1000m	800m	600m	400m	200m	WP	Average	
		Position in running (margin)	2(3.3)	2(4.5)	2(3.1)	2(3.4)	2(1.4)	2(1.6)	2(1.9)	2(2.7)	2(2.5)	2(2.3)	3(2.0)		2.90
		Sectional time (s)	15.66	15.46	16.26	16.17	15.85	16.08	15.94	15.15	14.85	14.65	14.53		
		Cumulative time (s)	170.60	154.94	139.48	123.22	107.05	91.20	75.12	59.18	44.03	29.18	14.53	3:23.11	
		Speed (m/s)	12.77	12.94	12.30	12.37	12.62	12.44	12.55	13.20	13.47	13.65	13.76	12.80	
		Stride length (m)	5.76	5.92	5.67	5.74	5.85	5.71	5.79	5.99	5.98	5.85	5.86	5.78	
		Stride duration (s)	0.451	0.458	0.461	0.464	0.463	0.459	0.462	0.454	0.444	0.429	0.426	0.452	
		Stride efficiency (%)	51.87	54.80	50.16	51.48	53.44	50.96	52.42	56.07	55.88	53.53	53.71	52.27	
		Stride count	34.71	33.77	35.30	34.85	34.20	35.02	34.53	33.39	33.44	34.17	34.11	449.56	

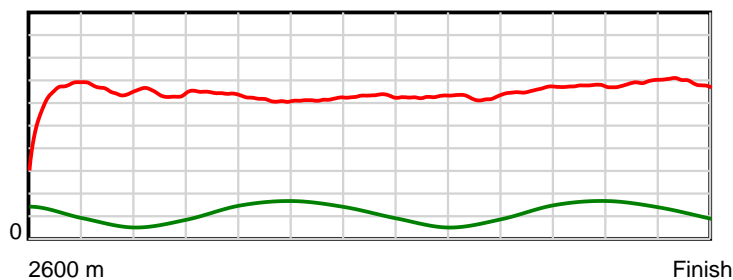
10 m Stride length



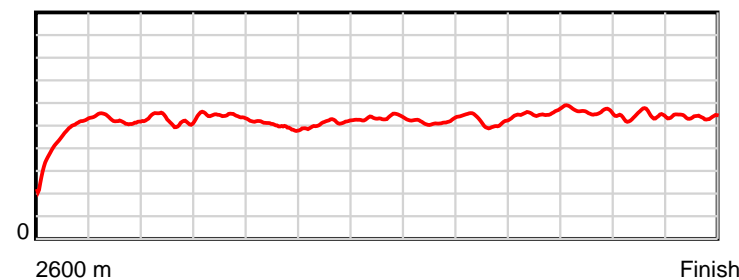
0.6 s Stride duration



20 m/sec Speed



100 % Stride efficiency



Note: Horizontal distance axis grid lines are 200m furlongs.

Disclaimer.

HRNZ and NZMTC and Thoroughbred Ratings Pty Ltd accepts no responsibility for the completeness or accuracy of any of the information contained herein, and makes no representations about its suitability for any particular purpose. Users should make their own judgements about those matters and/or seek independent advice. You assume all risks associated with use of the data provided on this page.



Race Results



September 16, 2017, Race 5, XCM SPORT HANDICAP TROT, Distance 2600m, Addington - Survey 3200m

Result	TAB no.	Horse (Barrier)	2600 to	2400m to
4th	5	All Lit Up (6)	2400m	2200m
		Position in running (margin)	-	4(6.1)
		Sectional time (s)	17.94	15.35
		Cumulative time (s)	203.19	185.25
		Speed (m/s)	11.15	13.03
		Stride length (m)	5.73	6.34
		Stride duration (s)	0.472	0.487
		Stride efficiency (%)	51.33	62.79
		Stride count	34.90	31.55

Disclaimer.

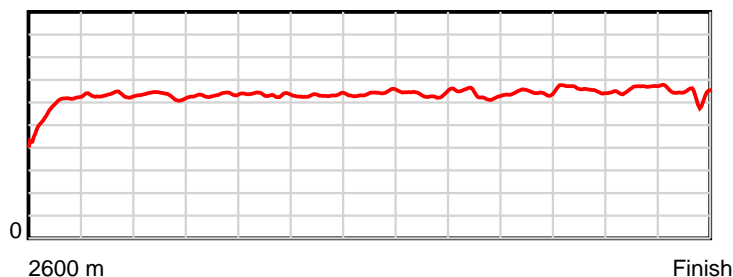
HRNZ and NZMTC and Thoroughbred Ratings Pty Ltd accepts no responsibility for the completeness or accuracy of any of the information contained herein, and makes no representations about its suitability for any particular purpose. Users should make their own judgements about those matters and/or seek independent advice. You assume all risks associated with use of the data provided on this page.

Race Results

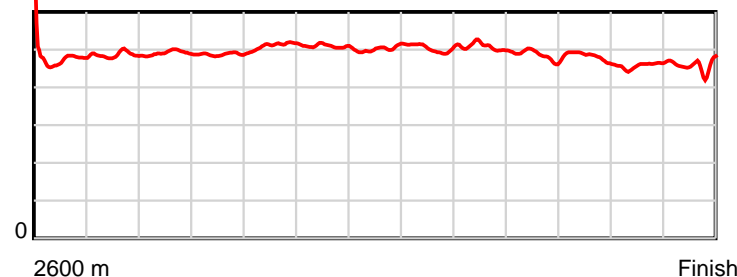
September 16, 2017, Race 5, XCM SPORT HANDICAP TROT, Distance 2600m, Addington - Survey 3200m

Result	TAB no.	Horse (Barrier)	2200m to	2000m to	1800m to	1600m to	1400m to	1200m to	1000m to	800m to	600m to	400m to	200m to	Total or	Margin
4th	5	All Lit Up (6)	2000m	1800m	1600m	1400m	1200m	1000m	800m	600m	400m	200m	WP	Average	
		Position in running (margin)	4(8.6)	4(8.4)	4(6.9)	4(7.1)	5(7.1)	5(7.3)	4(6.5)	4(6.4)	4(5.7)	4(6.0)	4(3.4)		3.30
		Sectional time (s)	15.44	15.45	16.23	16.53	15.84	15.89	15.79	15.07	14.94	14.27	14.45		
		Cumulative time (s)	169.90	154.46	139.01	122.78	106.25	90.41	74.52	58.73	43.66	28.72	14.45	3:23.19	
		Speed (m/s)	12.95	12.94	12.32	12.10	12.63	12.59	12.67	13.27	13.39	14.02	13.84	12.80	
		Stride length (m)	6.36	6.31	6.30	6.16	6.35	6.34	6.42	6.44	6.44	6.43	6.37	6.30	
		Stride duration (s)	0.491	0.488	0.511	0.509	0.503	0.504	0.507	0.485	0.481	0.459	0.460	0.492	
		Stride efficiency (%)	63.21	62.30	61.99	59.26	62.96	62.83	64.32	64.71	64.84	64.67	63.41	62.03	
		Stride count	31.45	31.68	31.76	32.48	31.51	31.54	31.17	31.08	31.05	31.09	31.40	412.66	

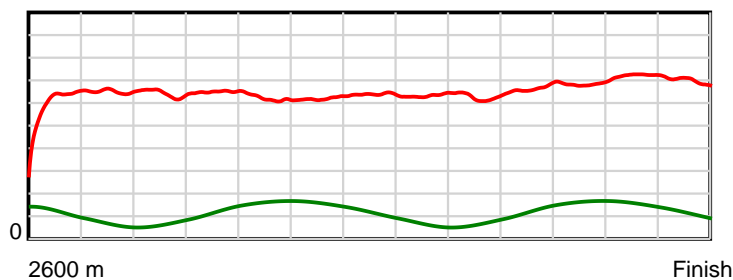
10 m Stride length



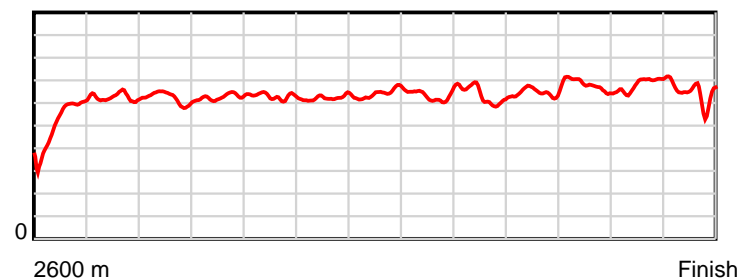
0.6 s Stride duration



20 m/sec Speed



100 % Stride efficiency



Note: Horizontal distance axis grid lines are 200m furlongs.

Disclaimer.

HRNZ and NZMTC and Thoroughbred Ratings Pty Ltd accepts no responsibility for the completeness or accuracy of any of the information contained herein, and makes no representations about its suitability for any particular purpose. Users should make their own judgements about those matters and/or seek independent advice. You assume all risks associated with use of the data provided on this page.



Race Results



September 16, 2017, Race 5, XCM SPORT HANDICAP TROT, Distance 2600m, Addington - Survey 3200m

Result	TAB no.	Horse (Barrier)	2600 to	2400m to
5th	1	Alvira Hest (2)	2400m	2200m
		Position in running (margin)	-	6(28.2)
		Sectional time (s)	21.79	15.46
		Cumulative time (s)	206.86	185.07
		Speed (m/s)	9.18	12.94
		Stride length (m)	4.32	5.65
		Stride duration (s)	0.466	0.436
		Stride efficiency (%)	29.17	49.82
		Stride count	46.29	35.42

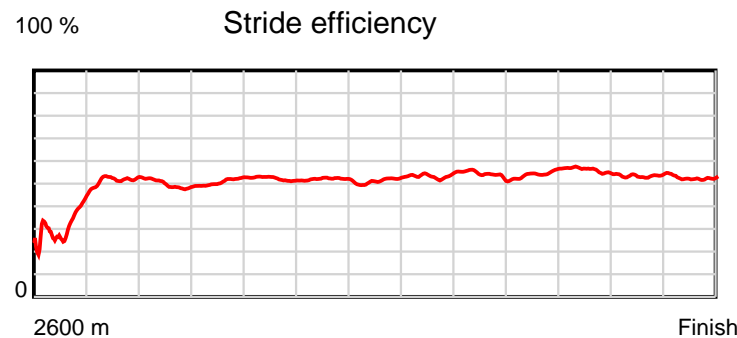
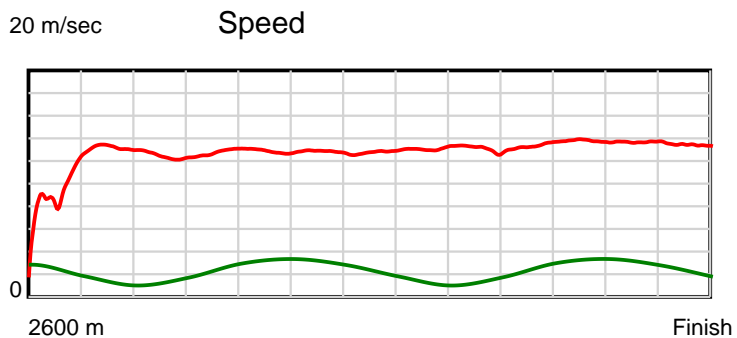
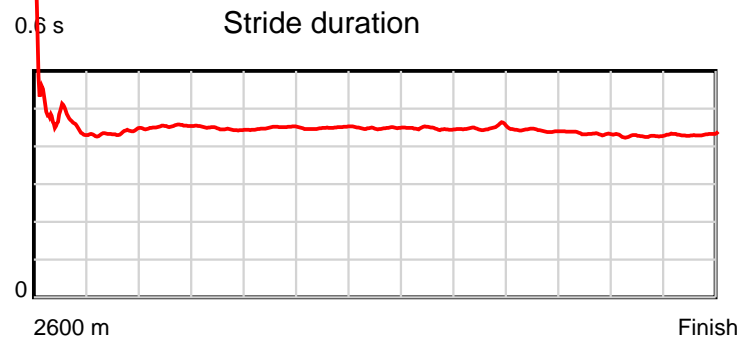
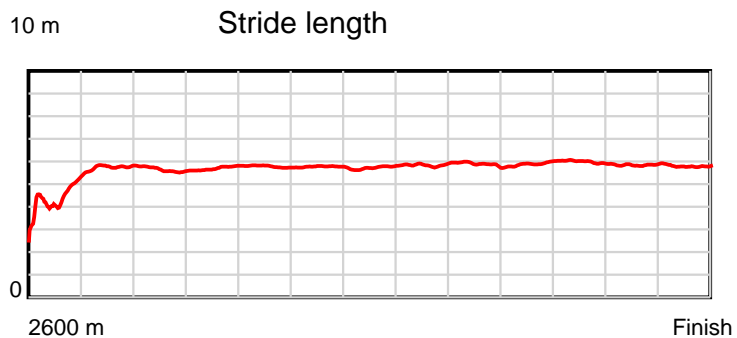
Disclaimer.

HRNZ and NZMTC and Thoroughbred Ratings Pty Ltd accepts no responsibility for the completeness or accuracy of any of the information contained herein, and makes no representations about its suitability for any particular purpose. Users should make their own judgements about those matters and/or seek independent advice. You assume all risks associated with use of the data provided on this page.

Race Results

September 16, 2017, Race 5, XCM SPORT HANDICAP TROT, Distance 2600m, Addington - Survey 3200m

Result	TAB no.	Horse (Barrier)	2200m to	2000m to	1800m to	1600m to	1400m to	1200m to	1000m to	800m to	600m to	400m to	200m to	Total or	Margin
5th	1	Alvira Hest (2)	2000m	1800m	1600m	1400m	1200m	1000m	800m	600m	400m	200m	WP	Average	
		Position in running (margin)	6(31.3)	6(36.7)	6(37.1)	6(34.8)	6(30.0)	6(29.9)	6(26.3)	6(23.3)	5(22.5)	5(21.1)	5(21.6)		23.20
		Sectional time (s)	16.35	15.78	15.81	15.72	15.80	15.42	15.32	15.05	14.65	14.77	14.94		
		Cumulative time (s)	169.61	153.26	137.48	121.67	105.95	90.15	74.73	59.41	44.36	29.71	14.94	3:26.86	
		Speed (m/s)	12.23	12.67	12.65	12.72	12.66	12.97	13.05	13.29	13.65	13.54	13.39	12.57	
		Stride length (m)	5.54	5.66	5.69	5.71	5.68	5.80	5.87	5.87	5.92	5.78	5.79	5.60	
		Stride duration (s)	0.453	0.447	0.449	0.449	0.448	0.447	0.449	0.442	0.434	0.427	0.432	0.446	
		Stride efficiency (%)	47.91	50.12	50.52	51.02	50.37	52.57	53.79	53.89	54.80	52.24	52.30	49.04	
		Stride count	36.12	35.32	35.18	35.00	35.23	34.48	34.09	34.06	33.77	34.59	34.57	464.12	



Note: Horizontal distance axis grid lines are 200m furlongs.

Disclaimer.

HRNZ and NZMTC and Thoroughbred Ratings Pty Ltd accepts no responsibility for the completeness or accuracy of any of the information contained herein, and makes no representations about its suitability for any particular purpose. Users should make their own judgements about those matters and/or seek independent advice. You assume all risks associated with use of the data provided on this page.



Race Results



September 16, 2017, Race 5, XCM SPORT HANDICAP TROT, Distance 2600m, Addington - Survey 3200m

Result	TAB no.	Horse (Barrier)	2600 to	2400m to
6th	7	Lavros Jack (0)	2400m	2200m
		Position in running (margin)	-	8(43.2)
		Sectional time (s)	24.22	15.79
		Cumulative time (s)	207.00	182.78
		Speed (m/s)	8.26	12.67
		Stride length (m)	4.52	6.41
		Stride duration (s)	0.501	0.506
		Stride efficiency (%)	31.91	64.13
		Stride count	44.26	31.22

Disclaimer.

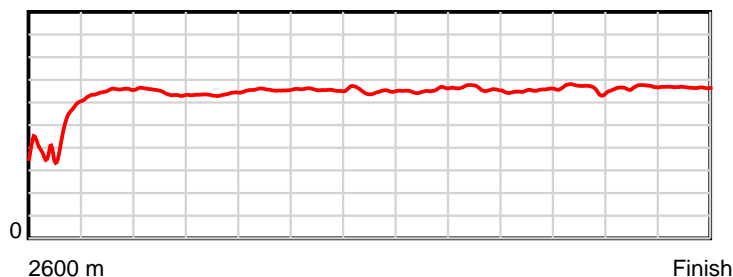
HRNZ and NZMTC and Thoroughbred Ratings Pty Ltd accepts no responsibility for the completeness or accuracy of any of the information contained herein, and makes no representations about its suitability for any particular purpose. Users should make their own judgements about those matters and/or seek independent advice. You assume all risks associated with use of the data provided on this page.

Race Results

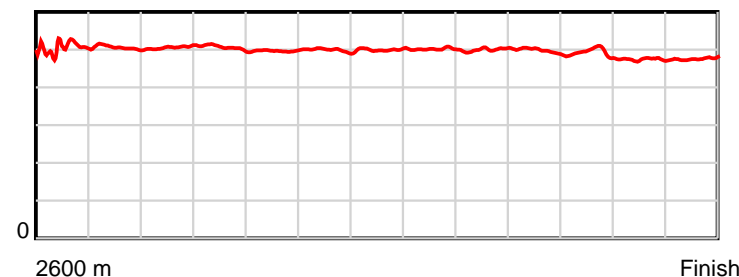
September 16, 2017, Race 5, XCM SPORT HANDICAP TROT, Distance 2600m, Addington - Survey 3200m

Result	TAB no.	Horse (Barrier)	2200m to	2000m to	1800m to	1600m to	1400m to	1200m to	1000m to	800m to	600m to	400m to	200m to	Total or	Margin
6th	7	Lavros Jack (0)	2000m	1800m	1600m	1400m	1200m	1000m	800m	600m	400m	200m	WP	Average	
		Position in running (margin)	8(48.4)	8(49.9)	8(50.7)	8(45.6)	8(37.9)	8(35.9)	8(31.8)	8(27.8)	7(28.0)	7(28.4)	6(26.8)		23.90
		Sectional time (s)	15.72	15.83	15.36	15.23	15.48	15.32	15.16	15.22	14.94	14.43	14.30		
		Cumulative time (s)	166.99	151.27	135.44	120.08	104.85	89.37	74.05	58.89	43.67	28.73	14.30	3:27.00	
		Speed (m/s)	12.72	12.63	13.02	13.13	12.92	13.05	13.19	13.14	13.39	13.86	13.99	12.56	
		Stride length (m)	6.44	6.39	6.47	6.54	6.46	6.54	6.59	6.53	6.57	6.57	6.67	6.30	
		Stride duration (s)	0.506	0.505	0.497	0.498	0.500	0.501	0.500	0.497	0.491	0.474	0.477	0.502	
		Stride efficiency (%)	64.75	63.72	65.49	66.89	65.26	66.92	67.88	66.58	67.55	67.37	69.53	62.02	
		Stride count	31.07	31.32	30.89	30.57	30.95	30.56	30.35	30.64	30.42	30.46	29.98	412.69	

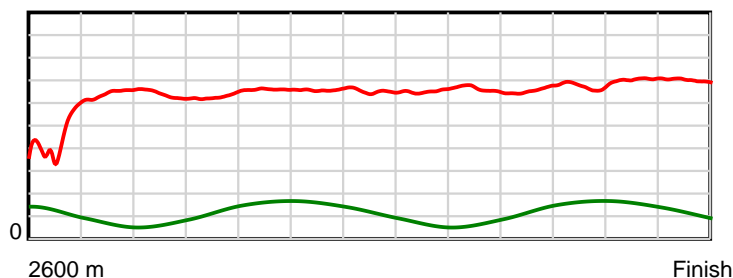
10 m Stride length



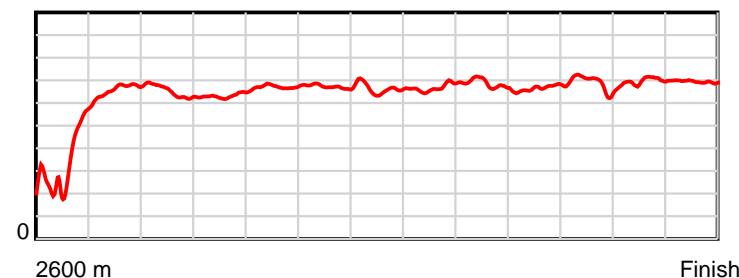
0.6 s Stride duration



20 m/sec Speed



100 % Stride efficiency



Note: Horizontal distance axis grid lines are 200m furlongs.

Disclaimer.

HRNZ and NZMTC and Thoroughbred Ratings Pty Ltd accepts no responsibility for the completeness or accuracy of any of the information contained herein, and makes no representations about its suitability for any particular purpose. Users should make their own judgements about those matters and/or seek independent advice. You assume all risks associated with use of the data provided on this page.



Race Results



September 16, 2017, Race 5, XCM SPORT HANDICAP TROT, Distance 2600m, Addington - Survey 3200m

Result	TAB no.	Horse (Barrier)	2600 to	2400m to
7th	3	Feather Boyz (4)	2400m	2200m
		Position in running (margin)	-	7(38.2)
		Sectional time (s)	23.18	15.91
		Cumulative time (s)	212.06	188.88
		Speed (m/s)	8.63	12.57
		Stride length (m)	4.77	5.74
		Stride duration (s)	0.518	0.457
		Stride efficiency (%)	35.48	51.47
		Stride count	41.97	34.85

Disclaimer.

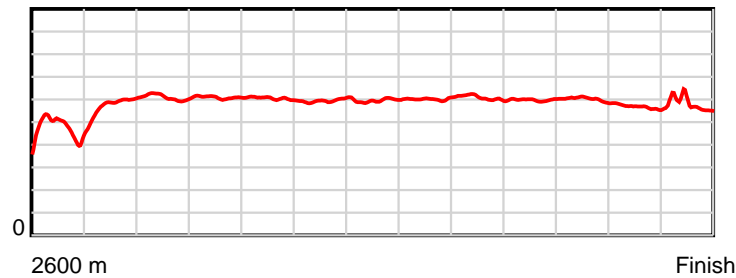
HRNZ and NZMTC and Thoroughbred Ratings Pty Ltd accepts no responsibility for the completeness or accuracy of any of the information contained herein, and makes no representations about its suitability for any particular purpose. Users should make their own judgements about those matters and/or seek independent advice. You assume all risks associated with use of the data provided on this page.

Race Results

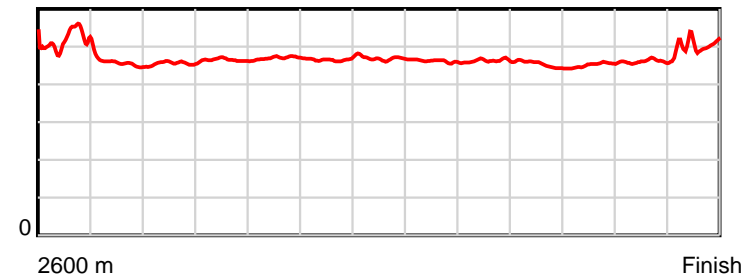
September 16, 2017, Race 5, XCM SPORT HANDICAP TROT, Distance 2600m, Addington - Survey 3200m

Result	TAB no.	Horse (Barrier)	2200m to	2000m to	1800m to	1600m to	1400m to	1200m to	1000m to	800m to	600m to	400m to	200m to	Total or	Margin
7th	3	Feather Boyz (4)	2000m	1800m	1600m	1400m	1200m	1000m	800m	600m	400m	200m	WP	Average	
		Position in running (margin)	7(44.1)	7(40.9)	7(38.8)	7(36.5)	7(32.5)	7(32.4)	7(29.1)	7(25.0)	6(24.9)	6(26.8)	7(37.2)		51.30
		Sectional time (s)	14.94	15.36	15.81	15.85	15.80	15.46	15.14	15.17	15.21	16.43	17.80		
		Cumulative time (s)	172.97	158.03	142.67	126.86	111.01	95.21	79.75	64.61	49.44	34.23	17.80	3:32.06	
		Speed (m/s)	13.39	13.02	12.65	12.62	12.66	12.94	13.21	13.18	13.15	12.17	11.24	12.26	
		Stride length (m)	6.10	6.06	5.94	5.88	5.93	5.97	6.11	5.97	5.93	5.60	5.64	5.79	
		Stride duration (s)	0.456	0.465	0.470	0.466	0.468	0.461	0.463	0.453	0.451	0.460	0.502	0.473	
		Stride efficiency (%)	58.22	57.30	55.21	54.01	54.93	55.67	58.33	55.68	54.93	49.00	49.69	52.47	
		Stride count	32.77	33.03	33.65	34.02	33.73	33.51	32.73	33.50	33.73	35.72	35.47	448.68	

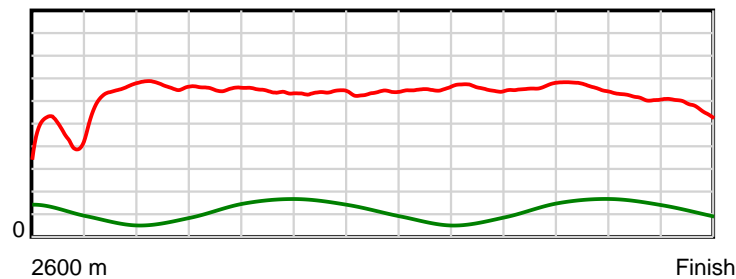
10 m Stride length



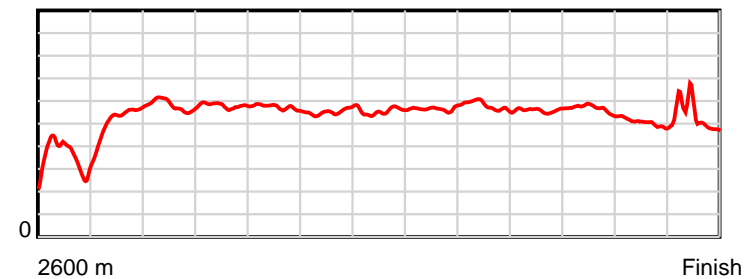
0.6 s Stride duration



20 m/sec Speed



100 % Stride efficiency



Note: Horizontal distance axis grid lines are 200m furlongs.

Disclaimer.

HRNZ and NZMTC and Thoroughbred Ratings Pty Ltd accepts no responsibility for the completeness or accuracy of any of the information contained herein, and makes no representations about its suitability for any particular purpose. Users should make their own judgements about those matters and/or seek independent advice. You assume all risks associated with use of the data provided on this page.



Race Results



September 16, 2017, Race 5, XCM SPORT HANDICAP TROT, Distance 2600m, Addington - Survey 3200m

Result	TAB no.	Horse (Barrier)	2600 to	2400m to
8th	4	The Foot Tappe... (5)	2400m	2200m
		Position in running (margin)	-	5(9.2)
		Sectional time (s)	18.48	15.21
		Cumulative time (s)	232.70	214.22
		Speed (m/s)	10.82	13.15
		Stride length (m)	5.61	6.06
		Stride duration (s)	0.464	0.461
		Stride efficiency (%)	49.10	57.37
		Stride count	35.68	33.01

Disclaimer.

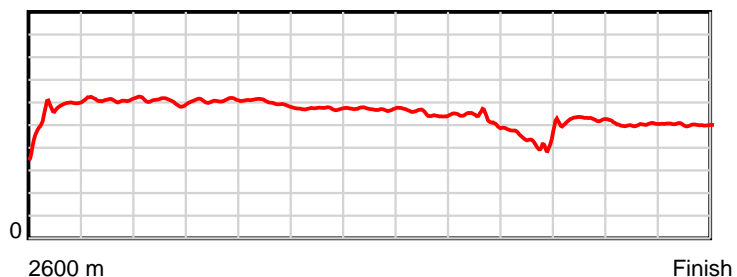
HRNZ and NZMTC and Thoroughbred Ratings Pty Ltd accepts no responsibility for the completeness or accuracy of any of the information contained herein, and makes no representations about its suitability for any particular purpose. Users should make their own judgements about those matters and/or seek independent advice. You assume all risks associated with use of the data provided on this page.

Race Results

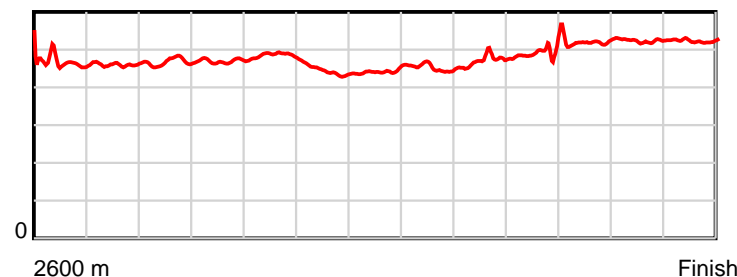
September 16, 2017, Race 5, XCM SPORT HANDICAP TROT, Distance 2600m, Addington - Survey 3200m

Result	TAB no.	Horse (Barrier)	2200m to	2000m to	1800m to	1600m to	1400m to	1200m to	1000m to	800m to	600m to	400m to	200m to	Total or	Margin
8th	4	The Foot Tappe... (5)	2000m	1800m	1600m	1400m	1200m	1000m	800m	600m	400m	200m	WP	Average	
		Position in running (margin)	5(10.8)	5(10.2)	5(8.7)	5(9.4)	4(6.2)	4(4.8)	5(9.1)	5(21.7)	8(67.7)	8(101.4)	8(142.2)		162.80
		Sectional time (s)	15.36	15.45	16.31	15.99	15.59	16.72	17.92	22.85	20.51	21.49	20.82		
		Cumulative time (s)	199.01	183.65	168.20	151.89	135.90	120.31	103.59	85.67	62.82	42.31	20.82	3:52.70	
		Speed (m/s)	13.02	12.94	12.26	12.51	12.83	11.96	11.16	8.75	9.75	9.31	9.61	11.17	
		Stride length (m)	6.07	6.08	5.94	5.56	5.68	5.40	5.24	4.30	5.05	4.87	5.03	5.40	
		Stride duration (s)	0.466	0.470	0.485	0.444	0.443	0.452	0.469	0.492	0.518	0.523	0.523	0.483	
		Stride efficiency (%)	57.63	57.73	55.17	48.30	50.40	45.58	42.90	28.93	39.87	37.09	39.50	45.57	
		Stride count	32.93	32.90	33.66	35.97	35.22	37.03	38.17	46.48	39.60	41.05	39.78	481.48	

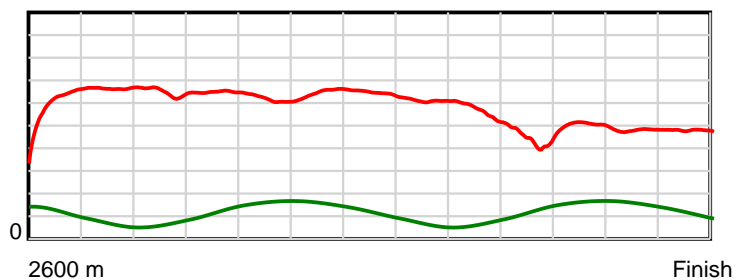
10 m Stride length



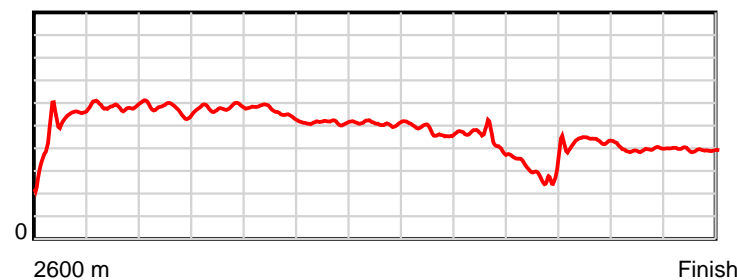
0.6 s Stride duration



20 m/sec Speed



100 % Stride efficiency



Note: Horizontal distance axis grid lines are 200m furlongs.

Disclaimer.

HRNZ and NZMTC and Thoroughbred Ratings Pty Ltd accepts no responsibility for the completeness or accuracy of any of the information contained herein, and makes no representations about its suitability for any particular purpose. Users should make their own judgements about those matters and/or seek independent advice. You assume all risks associated with use of the data provided on this page.