



Race Results

NZ Metropolitan Trotting Club Inc, HRNZ, October 06, 2017

Compilation date: October 6, 2017, 10:57:16 PM (NZDT)

Copyright © 2017 HRNZ and NZMTC. All rights reserved.

Trademarks.

StrideMASTER is a registered trademark of Thoroughbred Ratings Pty Ltd.

Disclaimer.

HRNZ and NZMTC and Thoroughbred Ratings Pty Ltd accepts no responsibility for the completeness or accuracy of any of the information contained herein, and makes no representations about its suitability for any particular purpose. Users should make their own judgements about those matters and/or seek independent advice. You assume all risks associated with use of the data provided on this page.



Race Results



October 06, 2017, Race 10, LINDAUER SERVED AT SPECTATORS MOBILE PACE, Distance 2600m, Addington - Survey 3200m

Result	TAB no.	Horse (Barrier)	2600 to	2400m to
1st	8	All U Need Is ... (8)	2400m	2200m
		Position in running (margin)	-	12(10.6)
		Sectional time (s)	14.60	15.66
		Cumulative time (s)	192.66	178.06
		Speed (m/s)	13.70	12.77
		Stride length (m)	6.24	5.84
		Stride duration (s)	0.447	0.457
		Stride efficiency (%)	60.78	53.35
		Stride count	32.07	34.23

Disclaimer.

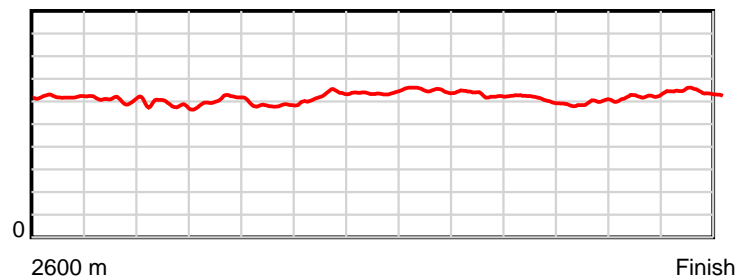
HRNZ and NZMTC and Thoroughbred Ratings Pty Ltd accepts no responsibility for the completeness or accuracy of any of the information contained herein, and makes no representations about its suitability for any particular purpose. Users should make their own judgements about those matters and/or seek independent advice. You assume all risks associated with use of the data provided on this page.

Race Results

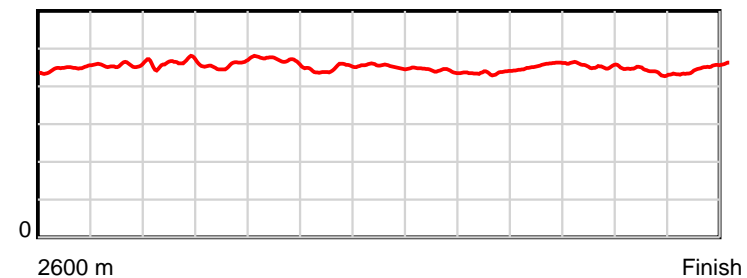
October 06, 2017, Race 10, LINDAUER SERVED AT SPECTATORS MOBILE PACE, Distance 2600m, Addington - Survey 3200m

Result	TAB no.	Horse (Barrier)	2200m to	2000m to	1800m to	1600m to	1400m to	1200m to	1000m to	800m to	600m to	400m to	200m to	Total or	Margin
1st	8	All U Need is ... (8)	2000m	1800m	1600m	1400m	1200m	1000m	800m	600m	400m	200m	WP	Average	
		Position in running (margin)	14(18.2)	13(15.2)	13(14.4)	13(14.2)	11(7.3)	7(3.6)	5(2.4)	2(0.7)	1(0.0)	1(0.0)	1(0.0)		0.00
		Sectional time (s)	15.76	15.08	16.45	14.57	14.06	13.99	14.08	14.99	15.29	14.18	13.95		
		Cumulative time (s)	162.40	146.64	131.56	115.11	100.54	86.48	72.49	58.41	43.42	28.13	13.95	3:12.66	
		Speed (m/s)	12.69	13.26	12.16	13.73	14.22	14.30	14.20	13.34	13.08	14.10	14.34	13.50	
		Stride length (m)	5.87	6.07	5.70	6.14	6.45	6.31	6.22	6.11	5.92	6.18	6.46	6.11	
		Stride duration (s)	0.462	0.458	0.468	0.448	0.453	0.441	0.438	0.458	0.452	0.438	0.451	0.453	
		Stride efficiency (%)	53.80	57.65	50.71	58.98	64.96	62.15	60.45	58.27	54.71	59.69	65.23	58.28	
		Stride count	34.09	32.93	35.11	32.55	31.02	31.71	32.16	32.75	33.80	32.36	30.95	425.73	

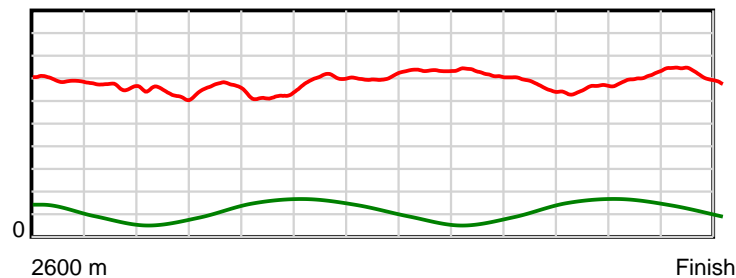
10 m Stride length



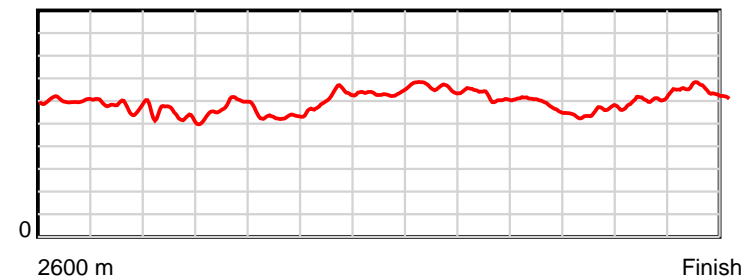
0.6 s Stride duration



20 m/sec Speed



100 % Stride efficiency



Note: Horizontal distance axis grid lines are 200m furlongs.

Disclaimer.

HRNZ and NZMTC and Thoroughbred Ratings Pty Ltd accepts no responsibility for the completeness or accuracy of any of the information contained herein, and makes no representations about its suitability for any particular purpose. Users should make their own judgements about those matters and/or seek independent advice. You assume all risks associated with use of the data provided on this page.



Race Results



October 06, 2017, Race 10, LINDAUER SERVED AT SPECTATORS MOBILE PACE, Distance 2600m, Addington - Survey 3200m

Result	TAB no.	Horse (Barrier)	2600 to	2400m to
2nd	2	Alta Shelby (2)	2400m	2200m
		Position in running (margin)	-	1(0.0)
		Sectional time (s)	12.85	14.39
		Cumulative time (s)	192.99	180.14
		Speed (m/s)	15.57	13.90
		Stride length (m)	5.99	5.89
		Stride duration (s)	0.384	0.424
		Stride efficiency (%)	56.05	54.27
		Stride count	33.39	33.94

Disclaimer.

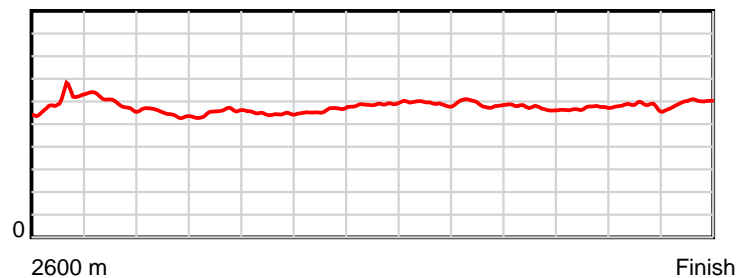
HRNZ and NZMTC and Thoroughbred Ratings Pty Ltd accepts no responsibility for the completeness or accuracy of any of the information contained herein, and makes no representations about its suitability for any particular purpose. Users should make their own judgements about those matters and/or seek independent advice. You assume all risks associated with use of the data provided on this page.

Race Results

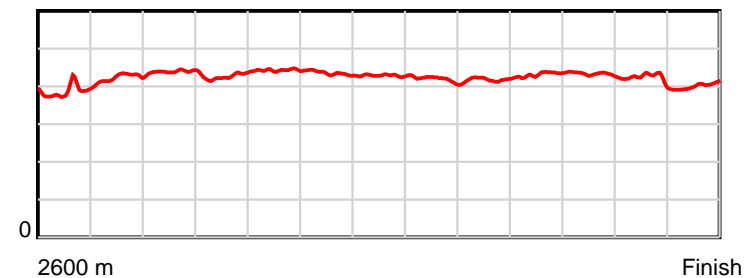
October 06, 2017, Race 10, LINDAUER SERVED AT SPECTATORS MOBILE PACE, Distance 2600m, Addington - Survey 3200m

Result	TAB no.	Horse (Barrier)	2200m to	2000m to	1800m to	1600m to	1400m to	1200m to	1000m to	800m to	600m to	400m to	200m to	Total or	Margin
2nd	2	Alta Shelby (2)	2000m	1800m	1600m	1400m	1200m	1000m	800m	600m	400m	200m	WP	Average	
		Position in running (margin)	1(0.0)	1(0.0)	2(1.9)	2(2.0)	2(1.4)	4(1.8)	4(2.1)	4(1.9)	4(2.2)	5(2.2)	5(4.8)		1.90
		Sectional time (s)	16.26	15.54	16.49	15.62	14.75	14.23	14.33	15.16	15.28	14.62	13.47		
		Cumulative time (s)	165.75	149.49	133.95	117.46	101.84	87.09	72.86	58.53	43.37	28.09	13.47	3:12.99	
		Speed (m/s)	12.30	12.87	12.13	12.80	13.56	14.05	13.96	13.19	13.09	13.68	14.85	13.47	
		Stride length (m)	5.41	5.49	5.37	5.57	5.81	5.88	5.84	5.70	5.66	5.76	5.98	5.71	
		Stride duration (s)	0.440	0.427	0.443	0.435	0.429	0.418	0.418	0.432	0.433	0.421	0.403	0.424	
		Stride efficiency (%)	45.68	47.12	45.11	48.46	52.83	54.00	53.29	50.74	50.09	51.82	55.86	50.99	
		Stride count	36.99	36.42	37.22	35.91	34.40	34.02	34.25	35.10	35.33	34.73	33.45	455.15	

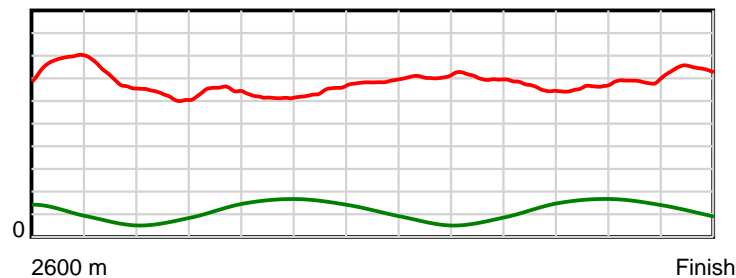
10 m Stride length



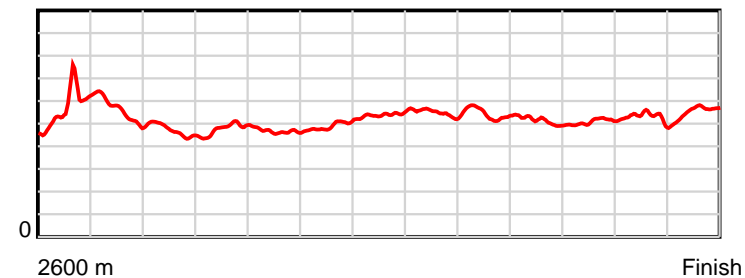
0.6 s Stride duration



20 m/sec Speed



100 % Stride efficiency



Note: Horizontal distance axis grid lines are 200m furlongs.

Disclaimer.

HRNZ and NZMTC and Thoroughbred Ratings Pty Ltd accepts no responsibility for the completeness or accuracy of any of the information contained herein, and makes no representations about its suitability for any particular purpose. Users should make their own judgements about those matters and/or seek independent advice. You assume all risks associated with use of the data provided on this page.



Race Results



October 06, 2017, Race 10, LINDAUER SERVED AT SPECTATORS MOBILE PACE, Distance 2600m, Addington - Survey 3200m

Result	TAB no.	Horse (Barrier)	2600 to	2400m to
3rd	10	Red Moon Risin... (10)	2400m	2200m
		Position in running (margin)	-	6(5.0)
		Sectional time (s)	13.68	14.55
		Cumulative time (s)	193.40	179.72
		Speed (m/s)	14.63	13.75
		Stride length (m)	6.66	6.45
		Stride duration (s)	0.443	0.469
		Stride efficiency (%)	69.39	64.99
		Stride count	30.01	31.01

Disclaimer.

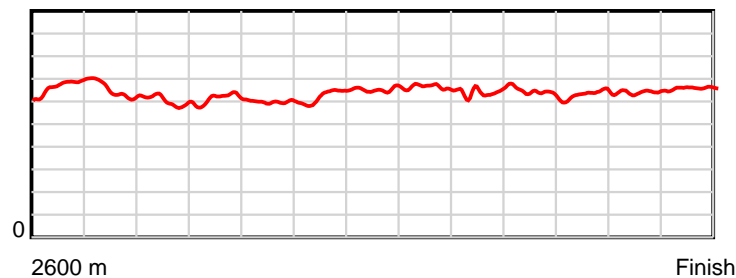
HRNZ and NZMTC and Thoroughbred Ratings Pty Ltd accepts no responsibility for the completeness or accuracy of any of the information contained herein, and makes no representations about its suitability for any particular purpose. Users should make their own judgements about those matters and/or seek independent advice. You assume all risks associated with use of the data provided on this page.

Race Results

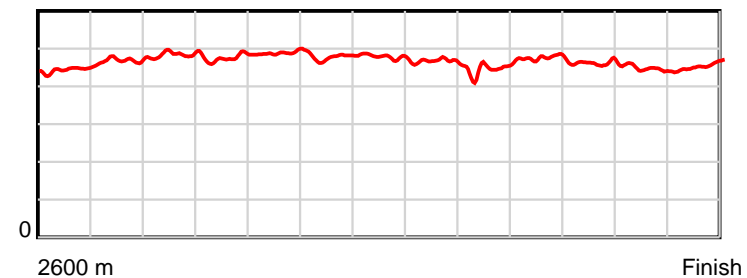
October 06, 2017, Race 10, LINDAUER SERVED AT SPECTATORS MOBILE PACE, Distance 2600m, Addington - Survey 3200m

Result	TAB no.	Horse (Barrier)	2200m to	2000m to	1800m to	1600m to	1400m to	1200m to	1000m to	800m to	600m to	400m to	200m to	Total or	Margin
3rd	10	Red Moon Risin... (10)	2000m	1800m	1600m	1400m	1200m	1000m	800m	600m	400m	200m	WP	Average	
		Position in running (margin)	5(6.0)	6(5.4)	7(7.6)	8(7.4)	9(6.7)	11(7.0)	13(7.6)	11(6.5)	8(5.6)	7(3.5)	6(5.0)		4.10
		Sectional time (s)	16.16	15.59	16.44	15.60	14.73	14.30	14.19	14.95	14.94	14.43	13.84		
		Cumulative time (s)	165.17	149.01	133.42	116.98	101.38	86.65	72.35	58.16	43.21	28.27	13.84	3:13.40	
		Speed (m/s)	12.38	12.83	12.17	12.82	13.58	13.99	14.09	13.38	13.39	13.86	14.45	13.44	
		Stride length (m)	5.99	6.10	5.94	6.14	6.51	6.52	6.28	6.36	6.17	6.19	6.59	6.29	
		Stride duration (s)	0.484	0.476	0.489	0.478	0.479	0.466	0.446	0.475	0.461	0.446	0.456	0.468	
		Stride efficiency (%)	56.09	58.16	55.19	58.82	66.22	66.39	61.65	63.19	59.47	59.80	67.92	61.87	
		Stride count	33.38	32.78	33.65	32.60	30.72	30.68	31.84	31.45	32.42	32.33	30.34	413.21	

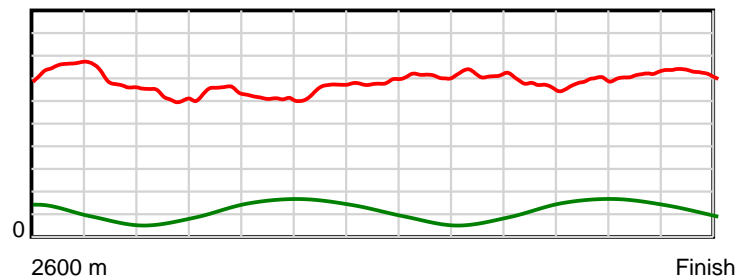
10 m Stride length



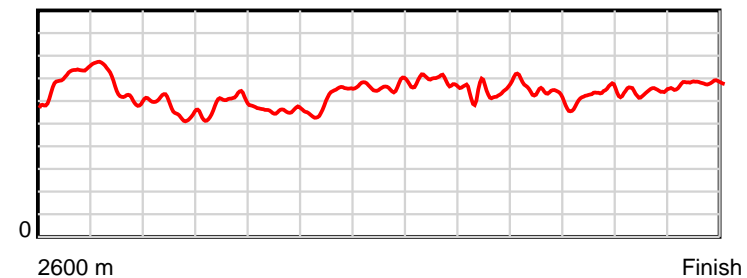
0.6 s Stride duration



20 m/sec Speed



100 % Stride efficiency



Note: Horizontal distance axis grid lines are 200m furlongs.

Disclaimer.

HRNZ and NZMTC and Thoroughbred Ratings Pty Ltd accepts no responsibility for the completeness or accuracy of any of the information contained herein, and makes no representations about its suitability for any particular purpose. Users should make their own judgements about those matters and/or seek independent advice. You assume all risks associated with use of the data provided on this page.



Race Results



October 06, 2017, Race 10, LINDAUER SERVED AT SPECTATORS MOBILE PACE, Distance 2600m, Addington - Survey 3200m

Result	TAB no.	Horse (Barrier)	2600 to	2400m to
4th	5	Joey Maguire (5)	2400m	2200m
		Position in running (margin)	-	2(0.0)
		Sectional time (s)	12.74	14.73
		Cumulative time (s)	193.66	180.92
		Speed (m/s)	15.70	13.58
		Stride length (m)	6.51	6.34
		Stride duration (s)	0.418	0.467
		Stride efficiency (%)	66.28	62.86
		Stride count	30.71	31.53

Disclaimer.

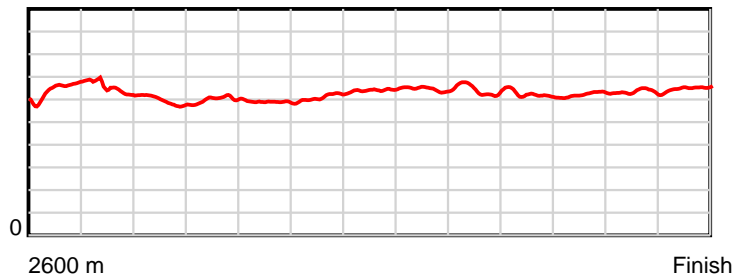
HRNZ and NZMTC and Thoroughbred Ratings Pty Ltd accepts no responsibility for the completeness or accuracy of any of the information contained herein, and makes no representations about its suitability for any particular purpose. Users should make their own judgements about those matters and/or seek independent advice. You assume all risks associated with use of the data provided on this page.

Race Results

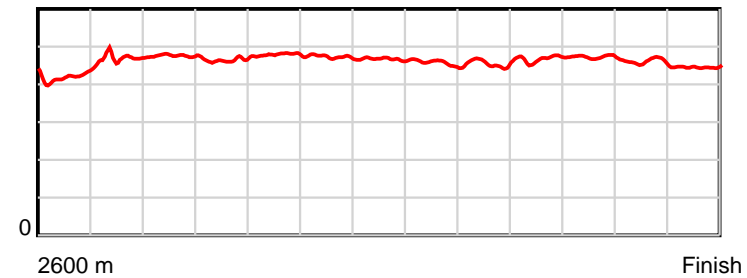
October 06, 2017, Race 10, LINDAUER SERVED AT SPECTATORS MOBILE PACE, Distance 2600m, Addington - Survey 3200m

Result	TAB no.	Horse (Barrier)	2200m to	2000m to	1800m to	1600m to	1400m to	1200m to	1000m to	800m to	600m to	400m to	200m to	Total or	Margin
4th	5	Joey Maguire (5)	2000m	1800m	1600m	1400m	1200m	1000m	800m	600m	400m	200m	WP	Average	
		Position in running (margin)	2(2.1)	3(1.7)	3(3.7)	3(3.6)	5(3.2)	6(3.4)	6(3.7)	7(3.4)	7(4.0)	8(4.2)	8(6.6)		5.60
		Sectional time (s)	16.20	15.55	16.47	15.65	14.71	14.23	14.33	15.19	15.33	14.58	13.95		
		Cumulative time (s)	166.19	149.99	134.44	117.97	102.32	87.61	73.38	59.05	43.86	28.53	13.95	3:13.66	
		Speed (m/s)	12.35	12.86	12.14	12.78	13.60	14.05	13.96	13.17	13.05	13.72	14.34	13.43	
		Stride length (m)	5.88	5.98	5.81	6.05	6.35	6.41	6.36	6.16	6.16	6.30	6.39	6.20	
		Stride duration (s)	0.476	0.465	0.478	0.473	0.467	0.456	0.456	0.468	0.472	0.460	0.446	0.462	
		Stride efficiency (%)	53.96	55.84	52.73	57.14	62.98	64.17	63.29	59.25	59.37	62.11	63.86	60.08	
		Stride count	34.04	33.46	34.43	33.07	31.50	31.21	31.43	32.48	32.45	31.72	31.29	419.32	

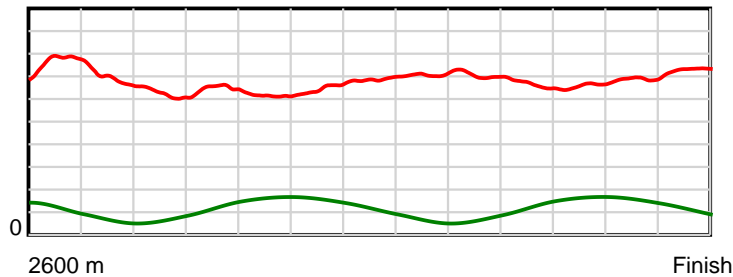
10 m Stride length



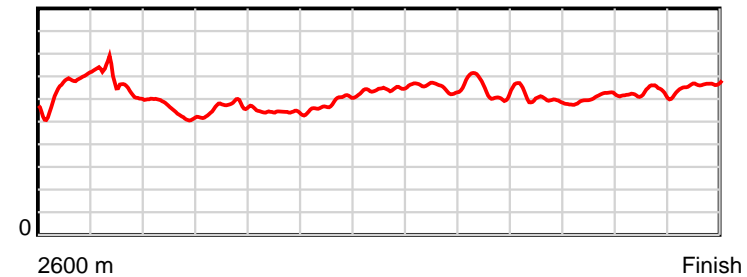
0.6 s Stride duration



20 m/sec Speed



100 % Stride efficiency



Note: Horizontal distance axis grid lines are 200m furlongs.

Disclaimer.

HRNZ and NZMTC and Thoroughbred Ratings Pty Ltd accepts no responsibility for the completeness or accuracy of any of the information contained herein, and makes no representations about its suitability for any particular purpose. Users should make their own judgements about those matters and/or seek independent advice. You assume all risks associated with use of the data provided on this page.



Race Results



October 06, 2017, Race 10, LINDAUER SERVED AT SPECTATORS MOBILE PACE, Distance 2600m, Addington - Survey 3200m

Result	TAB no.	Horse (Barrier)	2600 to	2400m to
5th	13	Gentle Giant (13)	2400m	2200m
		Position in running (margin)	-	11(9.6)
		Sectional time (s)	14.36	15.22
		Cumulative time (s)	193.67	179.31
		Speed (m/s)	13.93	13.14
		Stride length (m)	6.19	5.87
		Stride duration (s)	0.431	0.447
		Stride efficiency (%)	59.84	53.83
		Stride count	32.32	34.08

Disclaimer.

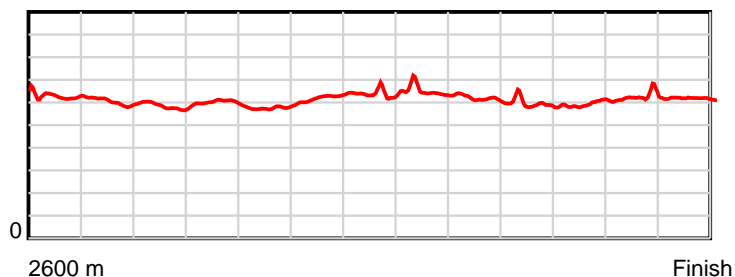
HRNZ and NZMTC and Thoroughbred Ratings Pty Ltd accepts no responsibility for the completeness or accuracy of any of the information contained herein, and makes no representations about its suitability for any particular purpose. Users should make their own judgements about those matters and/or seek independent advice. You assume all risks associated with use of the data provided on this page.

Race Results

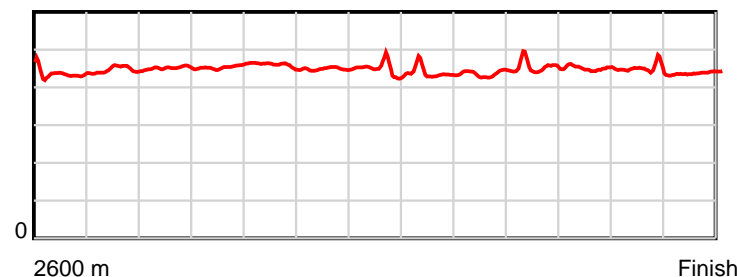
October 06, 2017, Race 10, LINDAUER SERVED AT SPECTATORS MOBILE PACE, Distance 2600m, Addington - Survey 3200m

Result	TAB no.	Horse (Barrier)	2200m to	2000m to	1800m to	1600m to	1400m to	1200m to	1000m to	800m to	600m to	400m to	200m to	Total or	Margin
5th	13	Gentle Giant (13)	2000m	1800m	1600m	1400m	1200m	1000m	800m	600m	400m	200m	WP	Average	
		Position in running (margin)	11(14.6)	10(11.0)	10(10.7)	9(9.6)	8(5.2)	3(1.1)	2(0.3)	3(1.1)	3(2.0)	3(1.9)	3(4.1)		5.60
		Sectional time (s)	15.67	15.16	16.30	14.98	13.99	14.06	14.50	15.26	15.26	14.55	14.36		
		Cumulative time (s)	164.09	148.42	133.26	116.96	101.98	87.99	73.93	59.43	44.17	28.91	14.36	3:13.67	
		Speed (m/s)	12.76	13.19	12.27	13.35	14.30	14.22	13.79	13.11	13.11	13.75	13.93	13.43	
		Stride length (m)	5.76	5.99	5.63	6.00	6.36	6.21	6.03	5.95	5.89	6.12	6.11	6.00	
		Stride duration (s)	0.451	0.454	0.459	0.449	0.445	0.437	0.438	0.454	0.449	0.445	0.439	0.447	
		Stride efficiency (%)	51.88	56.05	49.61	56.20	63.23	60.34	56.91	55.41	54.20	58.49	58.37	56.33	
		Stride count	34.71	33.39	35.49	33.35	31.44	32.18	33.14	33.59	33.96	32.69	32.72	433.06	

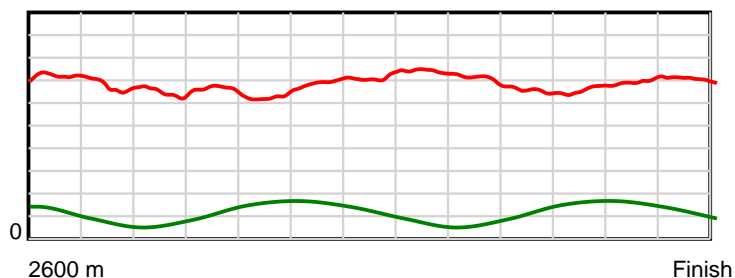
10 m Stride length



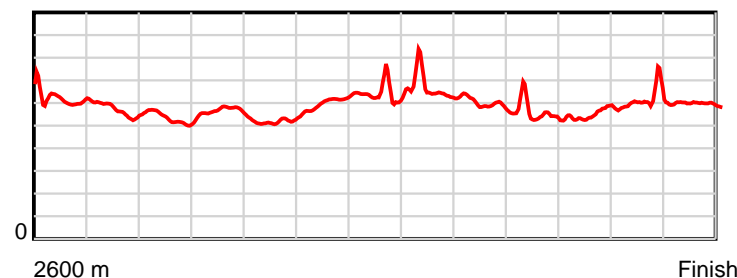
0.6 s Stride duration



20 m/sec Speed



100 % Stride efficiency



Note: Horizontal distance axis grid lines are 200m furlongs.

Disclaimer.

HRNZ and NZMTC and Thoroughbred Ratings Pty Ltd accepts no responsibility for the completeness or accuracy of any of the information contained herein, and makes no representations about its suitability for any particular purpose. Users should make their own judgements about those matters and/or seek independent advice. You assume all risks associated with use of the data provided on this page.



Race Results



October 06, 2017, Race 10, LINDAUER SERVED AT SPECTATORS MOBILE PACE, Distance 2600m, Addington - Survey 3200m

Result	TAB no.	Horse (Barrier)	2600 to	2400m to
6th	7	Black Art (7)	2400m	2200m
		Position in running (margin)	-	10(7.9)
		Sectional time (s)	14.12	15.67
		Cumulative time (s)	193.70	179.58
		Speed (m/s)	14.17	12.76
		Stride length (m)	6.03	5.64
		Stride duration (s)	0.425	0.442
		Stride efficiency (%)	56.81	49.63
		Stride count	33.17	35.49

Disclaimer.

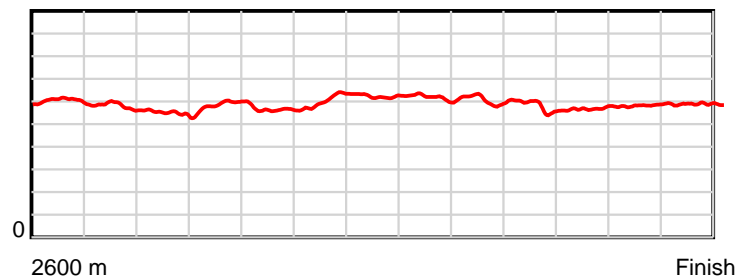
HRNZ and NZMTC and Thoroughbred Ratings Pty Ltd accepts no responsibility for the completeness or accuracy of any of the information contained herein, and makes no representations about its suitability for any particular purpose. Users should make their own judgements about those matters and/or seek independent advice. You assume all risks associated with use of the data provided on this page.

Race Results

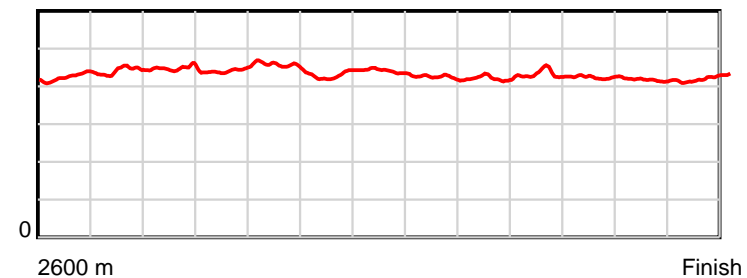
October 06, 2017, Race 10, LINDAUER SERVED AT SPECTATORS MOBILE PACE, Distance 2600m, Addington - Survey 3200m

Result	TAB no.	Horse (Barrier)	2200m to	2000m to	1800m to	1600m to	1400m to	1200m to	1000m to	800m to	600m to	400m to	200m to	Total or	Margin
6th	7	Black Art (7)	2000m	1800m	1600m	1400m	1200m	1000m	800m	600m	400m	200m	WP	Average	
		Position in running (margin)	12(15.7)	14(17.3)	14(16.7)	14(16.4)	14(9.0)	10(5.3)	8(4.7)	6(3.4)	5(2.7)	4(1.9)	4(4.1)		5.80
		Sectional time (s)	16.54	15.12	16.43	14.48	14.06	14.09	14.16	14.98	15.16	14.55	14.34		
		Cumulative time (s)	163.91	147.37	132.25	115.82	101.34	87.28	73.19	59.03	44.05	28.89	14.34	3:13.70	
		Speed (m/s)	12.09	13.23	12.17	13.81	14.22	14.19	14.12	13.35	13.19	13.75	13.95	13.42	
		Stride length (m)	5.41	5.85	5.55	5.95	6.25	6.01	5.96	5.77	5.59	5.71	5.89	5.81	
		Stride duration (s)	0.447	0.442	0.456	0.430	0.439	0.424	0.422	0.432	0.424	0.416	0.423	0.433	
		Stride efficiency (%)	45.67	53.46	48.21	55.25	61.06	56.51	55.55	51.95	48.85	51.00	54.30	52.71	
		Stride count	36.99	34.19	36.01	33.64	32.00	33.26	33.54	34.69	35.77	35.01	33.93	447.69	

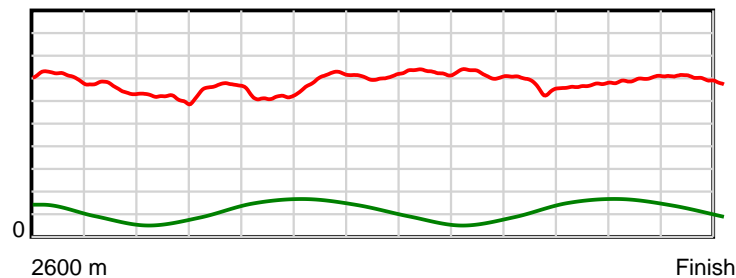
10 m Stride length



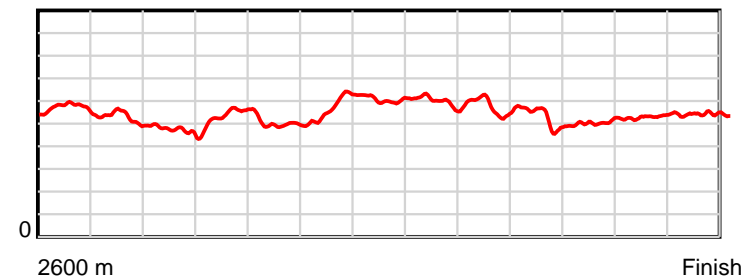
0.6 s Stride duration



20 m/sec Speed



100 % Stride efficiency



Note: Horizontal distance axis grid lines are 200m furlongs.

Disclaimer.

HRNZ and NZMTC and Thoroughbred Ratings Pty Ltd accepts no responsibility for the completeness or accuracy of any of the information contained herein, and makes no representations about its suitability for any particular purpose. Users should make their own judgements about those matters and/or seek independent advice. You assume all risks associated with use of the data provided on this page.



Race Results



October 06, 2017, Race 10, LINDAUER SERVED AT SPECTATORS MOBILE PACE, Distance 2600m, Addington - Survey 3200m

Result	TAB no.	Horse (Barrier)	2600 to	2400m to
7th	11	Late Mail (11)	2400m	2200m
		Position in running (margin)	-	5(4.6)
		Sectional time (s)	13.44	14.82
		Cumulative time (s)	193.83	180.39
		Speed (m/s)	14.89	13.50
		Stride length (m)	6.29	6.11
		Stride duration (s)	0.416	0.453
		Stride efficiency (%)	61.84	58.34
		Stride count	31.79	32.73

Disclaimer.

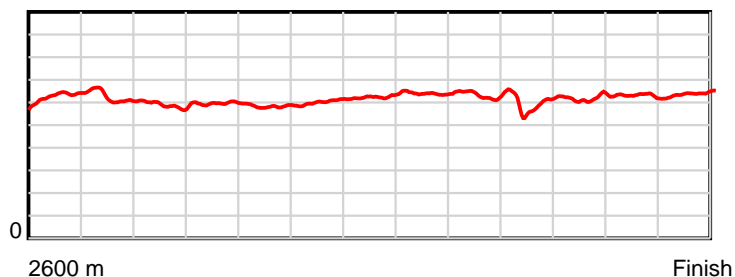
HRNZ and NZMTC and Thoroughbred Ratings Pty Ltd accepts no responsibility for the completeness or accuracy of any of the information contained herein, and makes no representations about its suitability for any particular purpose. Users should make their own judgements about those matters and/or seek independent advice. You assume all risks associated with use of the data provided on this page.

Race Results

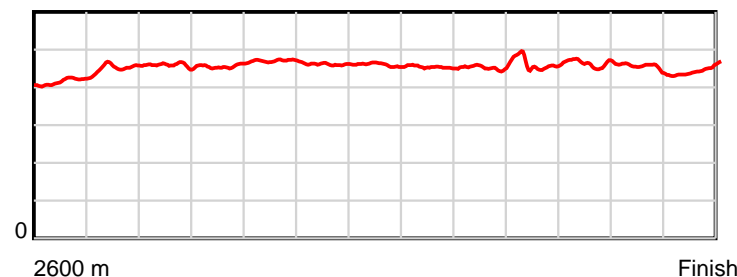
October 06, 2017, Race 10, LINDAUER SERVED AT SPECTATORS MOBILE PACE, Distance 2600m, Addington - Survey 3200m

Result	TAB no.	Horse (Barrier)	2200m to	2000m to	1800m to	1600m to	1400m to	1200m to	1000m to	800m to	600m to	400m to	200m to	Total or	Margin
7th	11	Late Mail (11)	2000m	1800m	1600m	1400m	1200m	1000m	800m	600m	400m	200m	WP	Average	
		Position in running (margin)	6(7.2)	5(4.2)	4(4.8)	4(4.6)	3(3.1)	5(2.9)	7(3.7)	8(4.2)	10(6.7)	10(5.6)	9(7.2)		6.50
		Sectional time (s)	15.76	15.32	16.44	15.46	14.66	14.32	14.45	15.52	15.11	14.44	14.09		
		Cumulative time (s)	165.57	149.81	134.49	118.05	102.59	87.93	73.61	59.16	43.64	28.53	14.09	3:13.83	
		Speed (m/s)	12.69	13.05	12.17	12.94	13.64	13.97	13.84	12.89	13.24	13.85	14.19	13.41	
		Stride length (m)	5.82	5.95	5.73	5.96	6.28	6.32	6.30	5.94	6.13	6.24	6.37	6.10	
		Stride duration (s)	0.459	0.456	0.471	0.460	0.460	0.453	0.455	0.461	0.463	0.451	0.449	0.455	
		Stride efficiency (%)	52.96	55.40	51.22	55.48	61.53	62.48	62.05	55.21	58.67	60.91	63.50	58.23	
		Stride count	34.36	33.59	34.93	33.57	31.87	31.63	31.74	33.65	32.64	32.04	31.37	425.91	

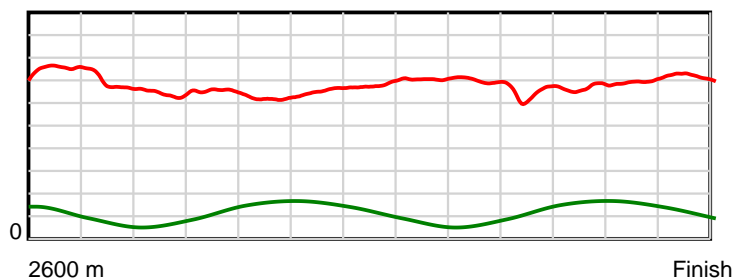
10 m Stride length



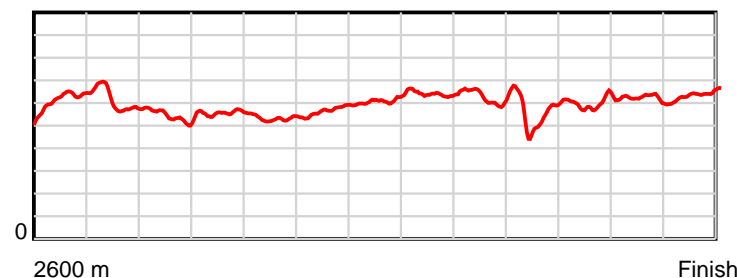
0.6 s Stride duration



20 m/sec Speed



100 % Stride efficiency



Note: Horizontal distance axis grid lines are 200m furlongs.

Disclaimer.

HRNZ and NZMTC and Thoroughbred Ratings Pty Ltd accepts no responsibility for the completeness or accuracy of any of the information contained herein, and makes no representations about its suitability for any particular purpose. Users should make their own judgements about those matters and/or seek independent advice. You assume all risks associated with use of the data provided on this page.



Race Results



October 06, 2017, Race 10, LINDAUER SERVED AT SPECTATORS MOBILE PACE, Distance 2600m, Addington - Survey 3200m

Result	TAB no.	Horse (Barrier)	2600 to	2400m to
8th	12	Sportscaster (12)	2400m	2200m
		Position in running (margin)	-	8(6.7)
		Sectional time (s)	13.90	14.77
		Cumulative time (s)	193.84	179.94
		Speed (m/s)	14.39	13.54
		Stride length (m)	6.31	6.10
		Stride duration (s)	0.428	0.451
		Stride efficiency (%)	62.20	58.24
		Stride count	31.70	32.76

Disclaimer.

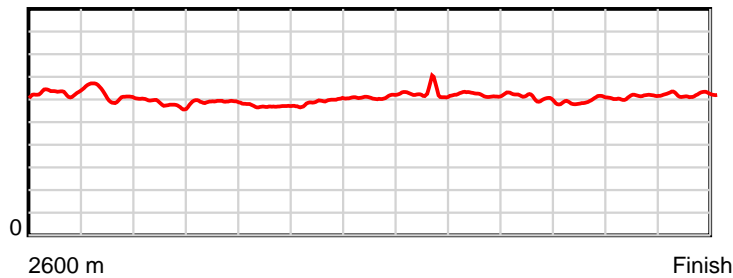
HRNZ and NZMTC and Thoroughbred Ratings Pty Ltd accepts no responsibility for the completeness or accuracy of any of the information contained herein, and makes no representations about its suitability for any particular purpose. Users should make their own judgements about those matters and/or seek independent advice. You assume all risks associated with use of the data provided on this page.

Race Results

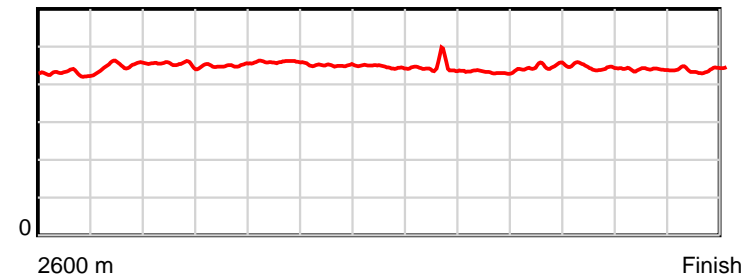
October 06, 2017, Race 10, LINDAUER SERVED AT SPECTATORS MOBILE PACE, Distance 2600m, Addington - Survey 3200m

Result	TAB no.	Horse (Barrier)	2200m to	2000m to	1800m to	1600m to	1400m to	1200m to	1000m to	800m to	600m to	400m to	200m to	Total or	Margin
8th	12	Sportscaster (12)	2000m	1800m	1600m	1400m	1200m	1000m	800m	600m	400m	200m	WP	Average	
		Position in running (margin)	7(9.0)	7(6.3)	6(6.6)	6(6.7)	6(4.9)	8(4.2)	10(5.8)	10(5.1)	6(3.8)	6(3.4)	7(5.4)		6.60
		Sectional time (s)	15.81	15.28	16.48	15.42	14.57	14.45	14.26	14.88	15.22	14.51	14.29		
		Cumulative time (s)	165.17	149.36	134.08	117.60	102.18	87.61	73.16	58.90	44.02	28.80	14.29	3:13.84	
		Speed (m/s)	12.65	13.09	12.14	12.97	13.73	13.84	14.03	13.44	13.14	13.78	14.00	13.41	
		Stride length (m)	5.73	5.89	5.58	5.83	6.13	6.14	6.08	6.01	5.85	6.06	6.16	5.98	
		Stride duration (s)	0.453	0.450	0.460	0.450	0.446	0.444	0.433	0.447	0.445	0.440	0.440	0.446	
		Stride efficiency (%)	51.31	54.23	48.64	53.15	58.68	59.00	57.68	56.43	53.48	57.38	59.26	55.95	
		Stride count	34.90	33.95	35.85	34.29	32.64	32.55	32.92	33.28	34.19	33.01	32.48	434.52	

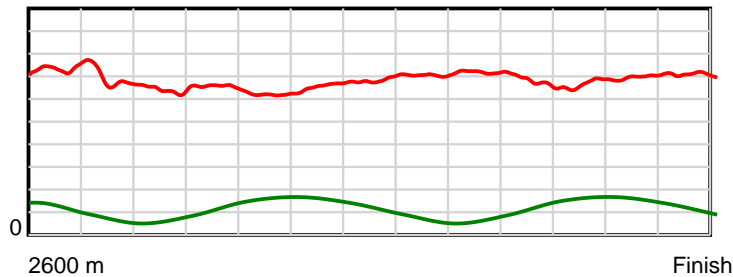
10 m Stride length



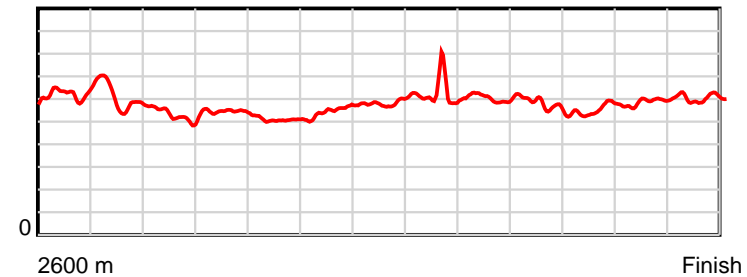
0.6 s Stride duration



20 m/sec Speed



100 % Stride efficiency



Note: Horizontal distance axis grid lines are 200m furlongs.

Disclaimer.

HRNZ and NZMTC and Thoroughbred Ratings Pty Ltd accepts no responsibility for the completeness or accuracy of any of the information contained herein, and makes no representations about its suitability for any particular purpose. Users should make their own judgements about those matters and/or seek independent advice. You assume all risks associated with use of the data provided on this page.



Race Results



October 06, 2017, Race 10, LINDAUER SERVED AT SPECTATORS MOBILE PACE, Distance 2600m, Addington - Survey 3200m

Result	TAB no.	Horse (Barrier)	2600 to	2400m to
9th	1	Shillelagh (1)	2400m	2200m
		Position in running (margin)	-	4(3.2)
		Sectional time (s)	13.25	14.47
		Cumulative time (s)	194.10	180.85
		Speed (m/s)	15.10	13.82
		Stride length (m)	5.90	5.85
		Stride duration (s)	0.391	0.423
		Stride efficiency (%)	54.39	53.48
		Stride count	33.90	34.19

Disclaimer.

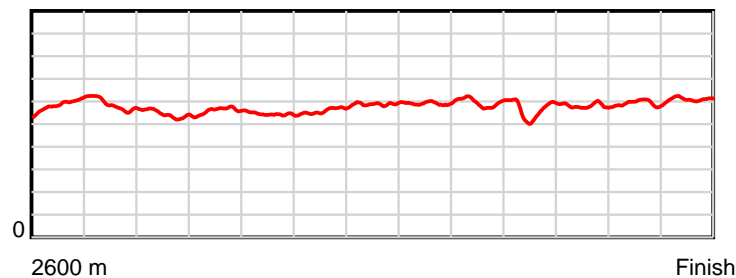
HRNZ and NZMTC and Thoroughbred Ratings Pty Ltd accepts no responsibility for the completeness or accuracy of any of the information contained herein, and makes no representations about its suitability for any particular purpose. Users should make their own judgements about those matters and/or seek independent advice. You assume all risks associated with use of the data provided on this page.

Race Results

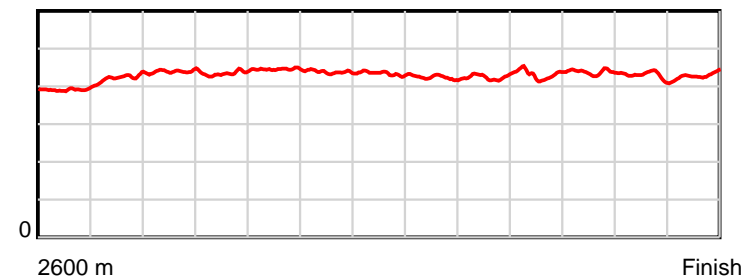
October 06, 2017, Race 10, LINDAUER SERVED AT SPECTATORS MOBILE PACE, Distance 2600m, Addington - Survey 3200m

Result	TAB no.	Horse (Barrier)	2200m to	2000m to	1800m to	1600m to	1400m to	1200m to	1000m to	800m to	600m to	400m to	200m to	Total or	Margin
9th	1	Shillelagh (1)	2000m	1800m	1600m	1400m	1200m	1000m	800m	600m	400m	200m	WP	Average	
		Position in running (margin)	3(3.8)	4(3.6)	5(5.4)	5(5.0)	7(5.2)	9(4.9)	9(5.4)	9(5.0)	9(6.7)	11(5.8)	11(7.9)		8.00
		Sectional time (s)	16.24	15.52	16.41	15.75	14.63	14.28	14.30	15.38	15.14	14.54	14.19		
		Cumulative time (s)	166.38	150.14	134.62	118.21	102.46	87.83	73.55	59.25	43.87	28.73	14.19	3:14.10	
		Speed (m/s)	12.32	12.89	12.19	12.70	13.67	14.01	13.99	13.00	13.21	13.76	14.09	13.40	
		Stride length (m)	5.41	5.60	5.43	5.56	5.94	5.93	5.95	5.61	5.79	5.89	6.06	5.76	
		Stride duration (s)	0.440	0.434	0.445	0.438	0.435	0.423	0.425	0.432	0.438	0.428	0.430	0.430	
		Stride efficiency (%)	45.81	48.95	46.03	48.39	55.11	54.88	55.30	49.24	52.30	54.27	57.45	51.77	
		Stride count	36.94	35.74	36.85	35.94	33.68	33.75	33.62	35.63	34.57	33.94	32.98	451.73	

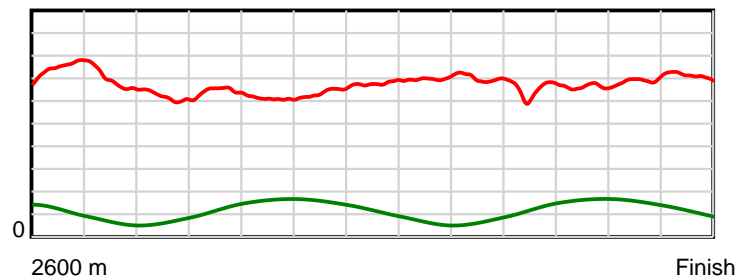
10 m Stride length



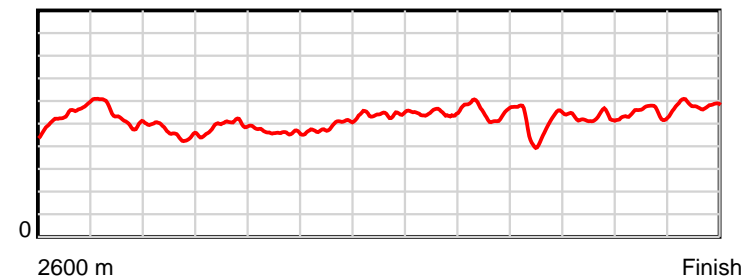
0.6 s Stride duration



20 m/sec Speed



100 % Stride efficiency



Note: Horizontal distance axis grid lines are 200m furlongs.

Disclaimer.

HRNZ and NZMTC and Thoroughbred Ratings Pty Ltd accepts no responsibility for the completeness or accuracy of any of the information contained herein, and makes no representations about its suitability for any particular purpose. Users should make their own judgements about those matters and/or seek independent advice. You assume all risks associated with use of the data provided on this page.



Race Results



October 06, 2017, Race 10, LINDAUER SERVED AT SPECTATORS MOBILE PACE, Distance 2600m, Addington - Survey 3200m

Result	TAB no.	Horse (Barrier)	2600 to	2400m to
10th	9	Takitimu Expre... (9)	2400m	2200m
		Position in running (margin)	-	14(12.5)
		Sectional time (s)	14.89	14.56
		Cumulative time (s)	194.26	179.37
		Speed (m/s)	13.44	13.74
		Stride length (m)	5.78	5.86
		Stride duration (s)	0.425	0.427
		Stride efficiency (%)	52.20	53.68
		Stride count	34.61	34.12

Disclaimer.

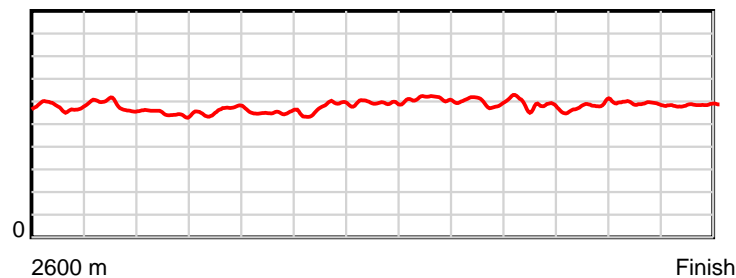
HRNZ and NZMTC and Thoroughbred Ratings Pty Ltd accepts no responsibility for the completeness or accuracy of any of the information contained herein, and makes no representations about its suitability for any particular purpose. Users should make their own judgements about those matters and/or seek independent advice. You assume all risks associated with use of the data provided on this page.

Race Results

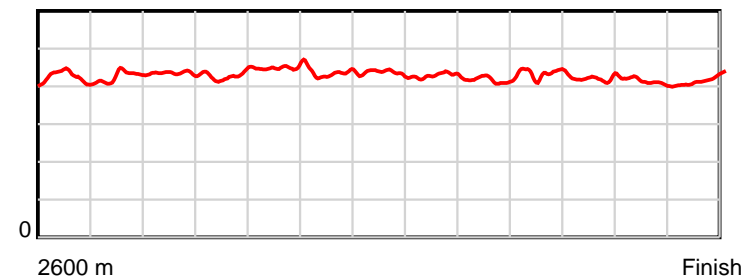
October 06, 2017, Race 10, LINDAUER SERVED AT SPECTATORS MOBILE PACE, Distance 2600m, Addington - Survey 3200m

Result	TAB no.	Horse (Barrier)	2200m to	2000m to	1800m to	1600m to	1400m to	1200m to	1000m to	800m to	600m to	400m to	200m to	Total or	Margin
10th	9	Takitimu Expre... (9)	2000m	1800m	1600m	1400m	1200m	1000m	800m	600m	400m	200m	WP	Average	
		Position in running (margin)	10(13.5)	11(11.2)	11(11.7)	11(11.3)	13(8.8)	14(8.5)	14(9.7)	14(8.7)	11(8.0)	9(5.5)	10(7.3)		8.90
		Sectional time (s)	15.87	15.31	16.42	15.29	14.64	14.39	14.20	14.98	14.87	14.49	14.35		
		Cumulative time (s)	164.81	148.94	133.63	117.21	101.92	87.28	72.89	58.69	43.71	28.84	14.35	3:14.26	
		Speed (m/s)	12.60	13.06	12.18	13.08	13.66	13.90	14.08	13.35	13.45	13.80	13.94	13.38	
		Stride length (m)	5.48	5.61	5.48	5.70	5.96	5.96	5.87	5.82	5.65	5.68	5.83	5.74	
		Stride duration (s)	0.435	0.429	0.450	0.436	0.436	0.429	0.417	0.436	0.420	0.411	0.418	0.429	
		Stride efficiency (%)	46.92	49.10	47.00	50.72	55.43	55.50	53.82	52.86	49.95	50.40	53.13	51.48	
		Stride count	36.50	35.68	36.47	35.10	33.58	33.56	34.08	34.39	35.37	35.22	34.30	452.98	

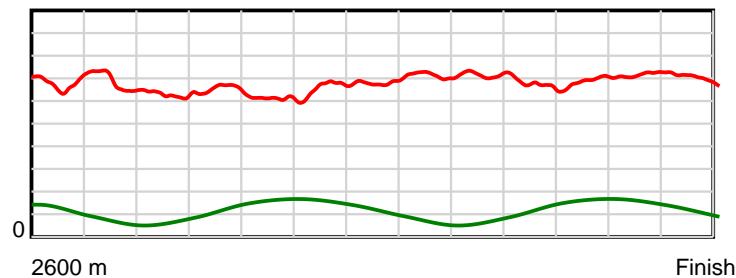
10 m Stride length



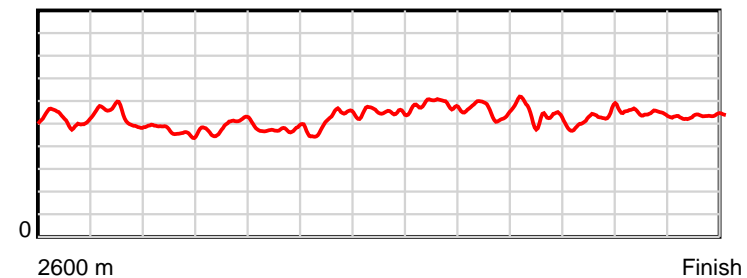
0.6 s Stride duration



20 m/sec Speed



100 % Stride efficiency



Note: Horizontal distance axis grid lines are 200m furlongs.

Disclaimer.

HRNZ and NZMTC and Thoroughbred Ratings Pty Ltd accepts no responsibility for the completeness or accuracy of any of the information contained herein, and makes no representations about its suitability for any particular purpose. Users should make their own judgements about those matters and/or seek independent advice. You assume all risks associated with use of the data provided on this page.



Race Results



October 06, 2017, Race 10, LINDAUER SERVED AT SPECTATORS MOBILE PACE, Distance 2600m, Addington - Survey 3200m

Result	TAB no.	Horse (Barrier)	2600 to	2400m to
11th	4	Articulight (4)	2400m	2200m
		Position in running (margin)	-	9(7.1)
		Sectional time (s)	14.02	15.06
		Cumulative time (s)	194.48	180.46
		Speed (m/s)	14.27	13.28
		Stride length (m)	6.18	5.97
		Stride duration (s)	0.431	0.449
		Stride efficiency (%)	59.64	55.67
		Stride count	32.37	33.51

Disclaimer.

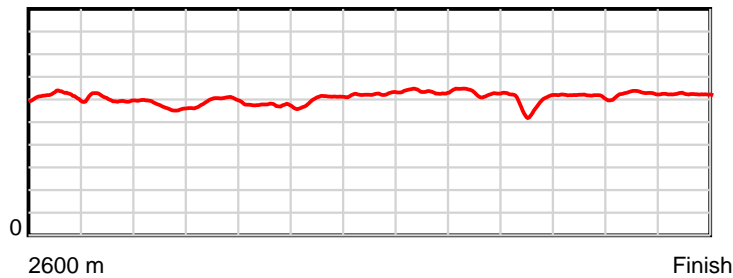
HRNZ and NZMTC and Thoroughbred Ratings Pty Ltd accepts no responsibility for the completeness or accuracy of any of the information contained herein, and makes no representations about its suitability for any particular purpose. Users should make their own judgements about those matters and/or seek independent advice. You assume all risks associated with use of the data provided on this page.

Race Results

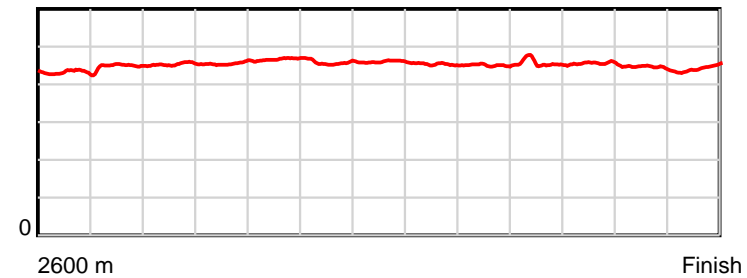
October 06, 2017, Race 10, LINDAUER SERVED AT SPECTATORS MOBILE PACE, Distance 2600m, Addington - Survey 3200m

Result	TAB no.	Horse (Barrier)	2200m to	2000m to	1800m to	1600m to	1400m to	1200m to	1000m to	800m to	600m to	400m to	200m to	Total or	Margin
11th	4	Articulight (4)	2000m	1800m	1600m	1400m	1200m	1000m	800m	600m	400m	200m	WP	Average	
		Position in running (margin)	9(11.2)	8(8.3)	9(9.6)	10(9.6)	10(7.2)	12(7.3)	12(7.3)	12(7.0)	13(10.2)	13(8.2)	12(9.5)		10.10
		Sectional time (s)	15.78	15.44	16.48	15.31	14.68	14.20	14.33	15.63	14.95	14.40	14.20		
		Cumulative time (s)	165.40	149.62	134.18	117.70	102.39	87.71	73.51	59.18	43.55	28.60	14.20	3:14.48	
		Speed (m/s)	12.67	12.95	12.14	13.06	13.62	14.08	13.96	12.80	13.38	13.89	14.08	13.37	
		Stride length (m)	5.75	5.90	5.66	5.98	6.26	6.38	6.29	5.84	6.09	6.18	6.24	6.05	
		Stride duration (s)	0.453	0.455	0.466	0.458	0.460	0.453	0.451	0.456	0.455	0.445	0.443	0.452	
		Stride efficiency (%)	51.62	54.36	50.05	55.81	61.28	63.65	61.83	53.33	57.98	59.77	60.88	57.15	
		Stride count	34.80	33.91	35.34	33.47	31.94	31.34	31.79	34.24	32.83	32.34	32.04	429.92	

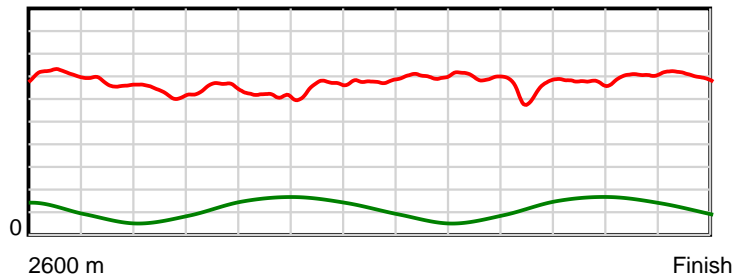
10 m Stride length



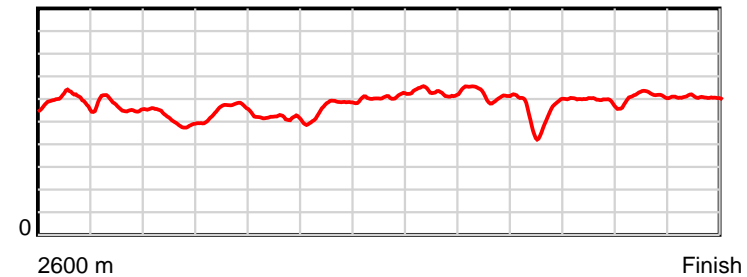
0.6 s Stride duration



20 m/sec Speed



100 % Stride efficiency



Note: Horizontal distance axis grid lines are 200m furlongs.

Disclaimer.

HRNZ and NZMTC and Thoroughbred Ratings Pty Ltd accepts no responsibility for the completeness or accuracy of any of the information contained herein, and makes no representations about its suitability for any particular purpose. Users should make their own judgements about those matters and/or seek independent advice. You assume all risks associated with use of the data provided on this page.



Race Results



October 06, 2017, Race 10, LINDAUER SERVED AT SPECTATORS MOBILE PACE, Distance 2600m, Addington - Survey 3200m

Result	TAB no.	Horse (Barrier)	2600 to	2400m to
12th	14	Take After Me (14)	2400m	2200m
		Position in running (margin)	-	13(10.8)
		Sectional time (s)	14.71	15.24
		Cumulative time (s)	194.94	180.23
		Speed (m/s)	13.60	13.12
		Stride length (m)	5.91	5.67
		Stride duration (s)	0.419	0.432
		Stride efficiency (%)	54.60	50.25
		Stride count	33.84	35.27

Disclaimer.

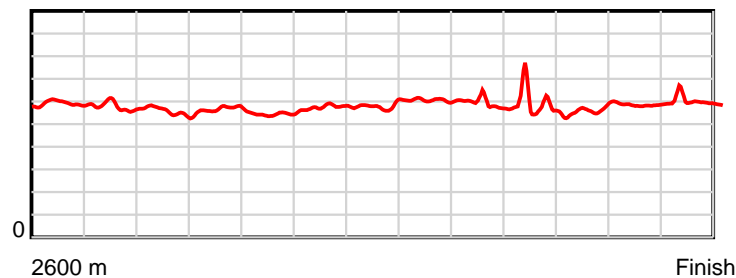
HRNZ and NZMTC and Thoroughbred Ratings Pty Ltd accepts no responsibility for the completeness or accuracy of any of the information contained herein, and makes no representations about its suitability for any particular purpose. Users should make their own judgements about those matters and/or seek independent advice. You assume all risks associated with use of the data provided on this page.

Race Results

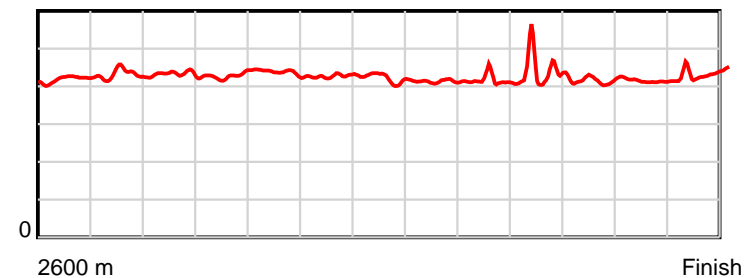
October 06, 2017, Race 10, LINDAUER SERVED AT SPECTATORS MOBILE PACE, Distance 2600m, Addington - Survey 3200m

Result	TAB no.	Horse (Barrier)	2200m to	2000m to	1800m to	1600m to	1400m to	1200m to	1000m to	800m to	600m to	400m to	200m to	Total or	Margin
12th	14	Take After Me (14)	2000m	1800m	1600m	1400m	1200m	1000m	800m	600m	400m	200m	WP	Average	
		Position in running (margin)	13(16.0)	12(13.1)	12(12.6)	12(11.8)	12(8.5)	13(7.6)	11(6.8)	13(8.2)	12(8.2)	12(7.4)	13(9.7)		12.70
		Sectional time (s)	15.79	15.14	16.34	15.16	14.52	14.06	14.59	15.10	15.16	14.56	14.57		
		Cumulative time (s)	164.99	149.20	134.06	117.72	102.56	88.04	73.98	59.39	44.29	29.13	14.57	3:14.94	
		Speed (m/s)	12.67	13.21	12.24	13.19	13.77	14.22	13.71	13.25	13.19	13.74	13.73	13.34	
		Stride length (m)	5.48	5.66	5.36	5.64	5.81	5.87	5.66	5.79	5.49	5.68	5.97	5.69	
		Stride duration (s)	0.433	0.429	0.438	0.427	0.422	0.413	0.413	0.437	0.416	0.413	0.435	0.426	
		Stride efficiency (%)	46.89	50.14	44.82	49.64	52.68	53.80	49.98	52.42	47.15	50.39	55.68	50.51	
		Stride count	36.51	35.31	37.34	35.48	34.45	34.08	35.36	34.53	36.41	35.22	33.50	457.30	

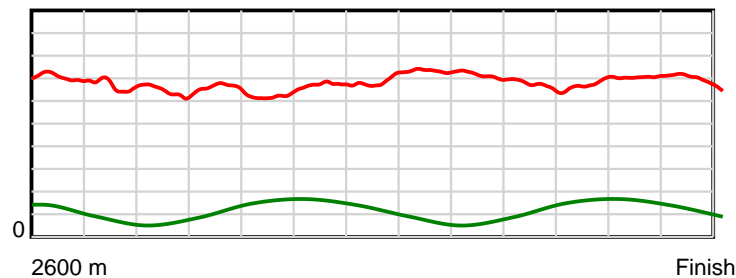
10 m Stride length



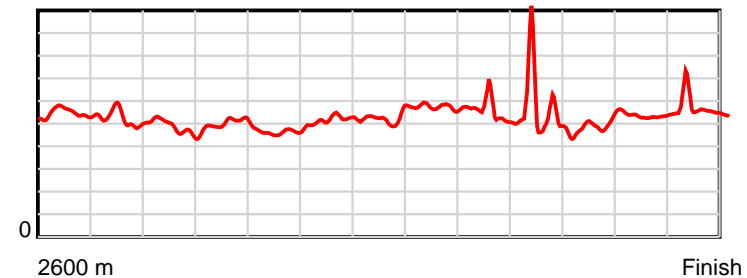
0.6 s Stride duration



20 m/sec Speed



100 % Stride efficiency



Note: Horizontal distance axis grid lines are 200m furlongs.

Disclaimer.

HRNZ and NZMTC and Thoroughbred Ratings Pty Ltd accepts no responsibility for the completeness or accuracy of any of the information contained herein, and makes no representations about its suitability for any particular purpose. Users should make their own judgements about those matters and/or seek independent advice. You assume all risks associated with use of the data provided on this page.



Race Results



October 06, 2017, Race 10, LINDAUER SERVED AT SPECTATORS MOBILE PACE, Distance 2600m, Addington - Survey 3200m

Result	TAB no.	Horse (Barrier)	2600 to	2400m to
13th	3	Burning Rubber (3)	2400m	2200m
		Position in running (margin)	-	3(2.1)
		Sectional time (s)	13.11	14.88
		Cumulative time (s)	195.15	182.04
		Speed (m/s)	15.26	13.44
		Stride length (m)	6.25	6.01
		Stride duration (s)	0.411	0.447
		Stride efficiency (%)	61.08	56.50
		Stride count	31.99	33.26

Disclaimer.

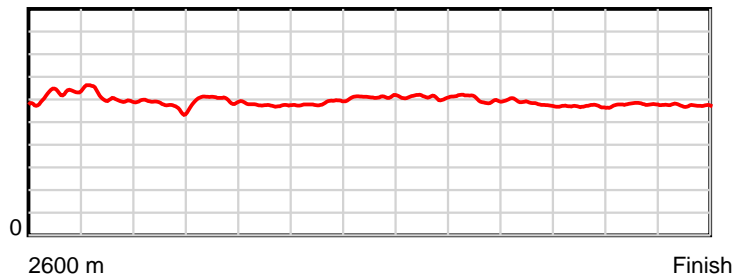
HRNZ and NZMTC and Thoroughbred Ratings Pty Ltd accepts no responsibility for the completeness or accuracy of any of the information contained herein, and makes no representations about its suitability for any particular purpose. Users should make their own judgements about those matters and/or seek independent advice. You assume all risks associated with use of the data provided on this page.

Race Results

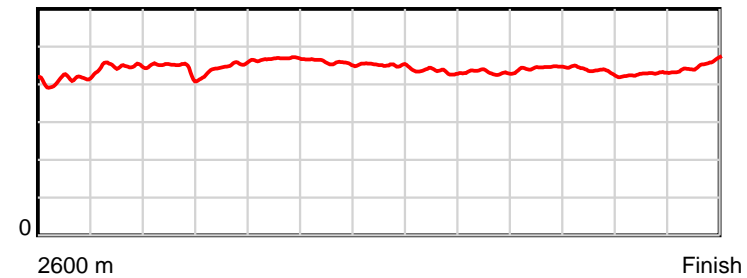
October 06, 2017, Race 10, LINDAUER SERVED AT SPECTATORS MOBILE PACE, Distance 2600m, Addington - Survey 3200m

Result	TAB no.	Horse (Barrier)	2200m to	2000m to	1800m to	1600m to	1400m to	1200m to	1000m to	800m to	600m to	400m to	200m to	Total or	Margin
13th	3	Burning Rubber (3)	2000m	1800m	1600m	1400m	1200m	1000m	800m	600m	400m	200m	WP	Average	
		Position in running (margin)	4(5.0)	2(1.6)	1(0.0)	1(0.0)	1(0.0)	1(0.0)	1(0.0)	1(0.0)	2(0.5)	2(0.5)	2(3.9)		13.80
		Sectional time (s)	15.70	14.95	16.48	15.71	14.68	14.19	14.37	15.19	15.27	14.76	15.86		
		Cumulative time (s)	167.16	151.46	136.51	120.03	104.32	89.64	75.45	61.08	45.89	30.62	15.86	3:15.15	
		Speed (m/s)	12.74	13.38	12.14	12.73	13.62	14.09	13.92	13.17	13.10	13.55	12.61	13.32	
		Stride length (m)	5.65	5.98	5.67	5.83	6.15	6.12	6.01	5.85	5.71	5.80	5.72	5.90	
		Stride duration (s)	0.444	0.447	0.467	0.458	0.451	0.434	0.432	0.444	0.436	0.428	0.453	0.443	
		Stride efficiency (%)	49.96	55.90	50.29	53.20	59.03	58.54	56.40	53.48	50.96	52.52	51.05	54.36	
		Stride count	35.37	33.44	35.26	34.28	32.54	32.68	33.29	34.19	35.02	34.50	34.99	440.81	

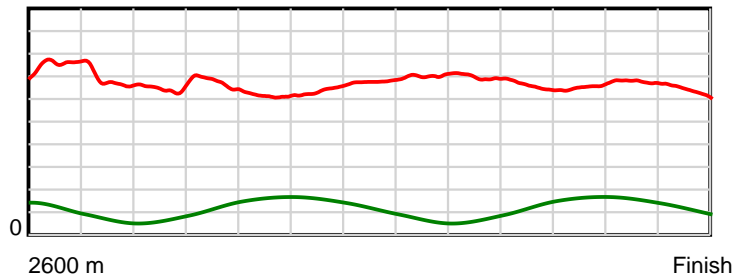
10 m Stride length



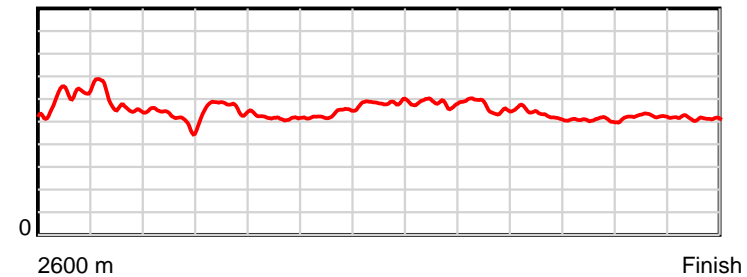
0.6 s Stride duration



20 m/sec Speed



100 % Stride efficiency



Note: Horizontal distance axis grid lines are 200m furlongs.

Disclaimer.

HRNZ and NZMTC and Thoroughbred Ratings Pty Ltd accepts no responsibility for the completeness or accuracy of any of the information contained herein, and makes no representations about its suitability for any particular purpose. Users should make their own judgements about those matters and/or seek independent advice. You assume all risks associated with use of the data provided on this page.



Race Results



October 06, 2017, Race 10, LINDAUER SERVED AT SPECTATORS MOBILE PACE, Distance 2600m, Addington - Survey 3200m

Result	TAB no.	Horse (Barrier)	2600 to	2400m to
14th	6	Afterdinner... (6)	2400m	2200m
		Position in running (margin)	-	7(5.2)
		Sectional time (s)	13.78	15.33
		Cumulative time (s)	209.10	195.32
		Speed (m/s)	14.52	13.05
		Stride length (m)	6.75	6.30
		Stride duration (s)	0.462	0.483
		Stride efficiency (%)	71.13	61.93
		Stride count	29.64	31.77

Disclaimer.

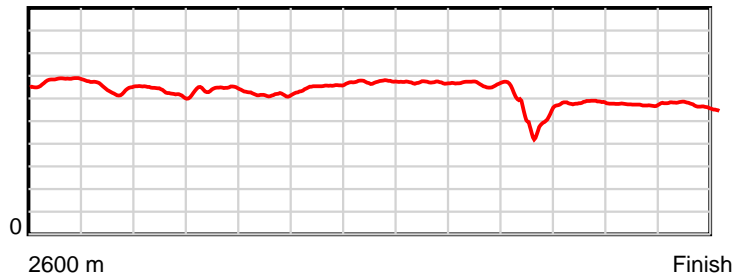
HRNZ and NZMTC and Thoroughbred Ratings Pty Ltd accepts no responsibility for the completeness or accuracy of any of the information contained herein, and makes no representations about its suitability for any particular purpose. Users should make their own judgements about those matters and/or seek independent advice. You assume all risks associated with use of the data provided on this page.

Race Results

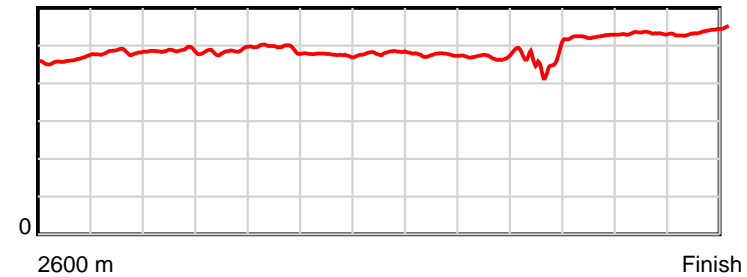
October 06, 2017, Race 10, LINDAUER SERVED AT SPECTATORS MOBILE PACE, Distance 2600m, Addington - Survey 3200m

Result	TAB no.	Horse (Barrier)	2200m to	2000m to	1800m to	1600m to	1400m to	1200m to	1000m to	800m to	600m to	400m to	200m to	Total or	Margin
14th	6	Afterdinner... (6)	2000m	1800m	1600m	1400m	1200m	1000m	800m	600m	400m	200m	WP	Average	
		Position in running (margin)	8(10.8)	9(8.5)	8(8.0)	7(6.8)	4(3.1)	2(1.0)	3(1.6)	5(2.4)	14(21.1)	14(41.7)	14(68.2)		91.30
		Sectional time (s)	15.88	15.14	16.28	15.09	14.33	14.28	14.50	18.22	18.71	18.60	18.96		
		Cumulative time (s)	179.99	164.11	148.97	132.69	117.60	103.27	88.99	74.49	56.27	37.56	18.96	3:29.10	
		Speed (m/s)	12.59	13.21	12.29	13.25	13.96	14.01	13.79	10.98	10.69	10.75	10.55	12.43	
		Stride length (m)	6.13	6.43	6.06	6.30	6.72	6.65	6.53	5.10	5.62	5.72	5.69	6.11	
		Stride duration (s)	0.487	0.487	0.493	0.476	0.481	0.475	0.473	0.464	0.526	0.532	0.539	0.492	
		Stride efficiency (%)	58.72	64.60	57.43	62.08	70.47	69.02	66.58	40.62	49.33	51.20	50.54	58.40	
		Stride count	32.63	31.11	32.99	31.73	29.78	30.09	30.64	39.23	35.60	34.94	35.17	425.32	

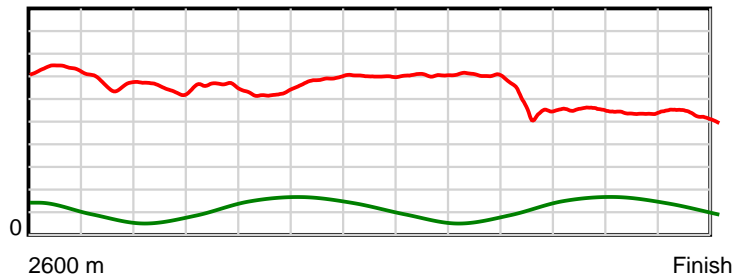
10 m Stride length



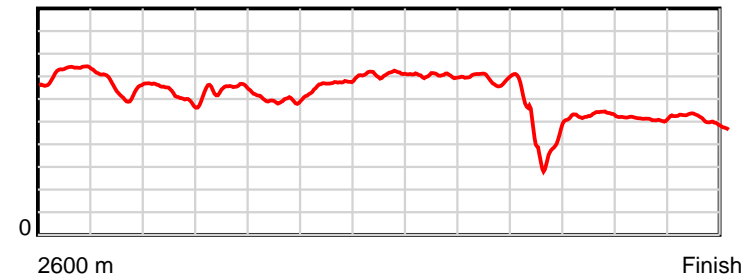
0.6 s Stride duration



20 m/sec Speed



100 % Stride efficiency



Note: Horizontal distance axis grid lines are 200m furlongs.

Disclaimer.

HRNZ and NZMTC and Thoroughbred Ratings Pty Ltd accepts no responsibility for the completeness or accuracy of any of the information contained herein, and makes no representations about its suitability for any particular purpose. Users should make their own judgements about those matters and/or seek independent advice. You assume all risks associated with use of the data provided on this page.