



Race Results

NZ Metropolitan Trotting Club Inc, HRNZ, October 06, 2017

Compilation date: October 6, 2017, 8:11:01 PM (NZDT)

Copyright © 2017 HRNZ and NZMTC. All rights reserved.

Trademarks.

StrideMASTER is a registered trademark of Thoroughbred Ratings Pty Ltd.

Disclaimer.

HRNZ and NZMTC and Thoroughbred Ratings Pty Ltd accepts no responsibility for the completeness or accuracy of any of the information contained herein, and makes no representations about its suitability for any particular purpose. Users should make their own judgements about those matters and/or seek independent advice. You assume all risks associated with use of the data provided on this page.



Race Results



October 06, 2017, Race 5, YALDHURST HOTEL CANTERBURY PARK TROTTING CUP (HANDICAP), Distance 2600m, Addington - Survey 3200m

Result	TAB no.	Horse (Barrier)	2600 to	2400m to
1st	9	Bordeaux (10)	2400m	2200m
		Position in running (margin)	-	3(1.8)
		Sectional time (s)	16.86	14.17
		Cumulative time (s)	196.47	179.61
		Speed (m/s)	11.86	14.11
		Stride length (m)	5.73	6.75
		Stride duration (s)	0.476	0.478
		Stride efficiency (%)	51.34	71.11
		Stride count	34.89	29.65

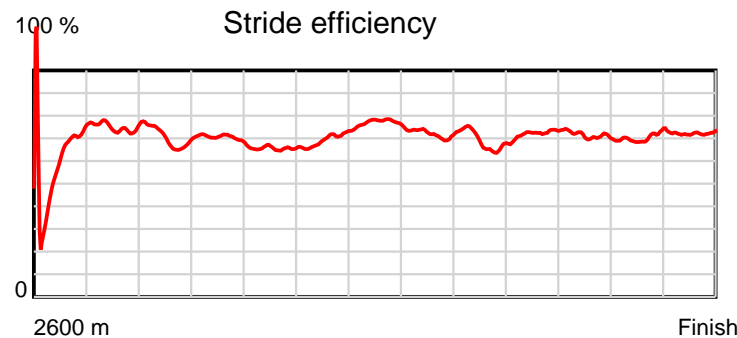
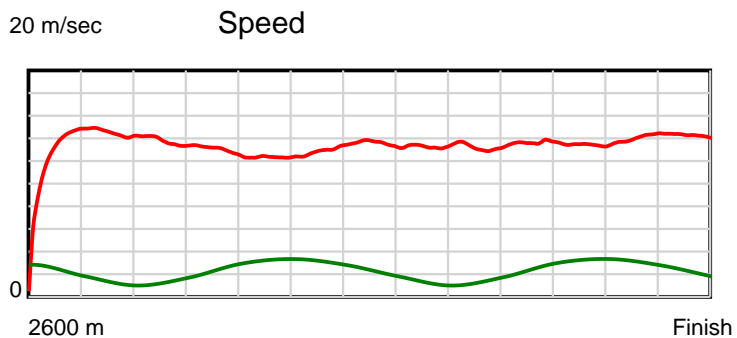
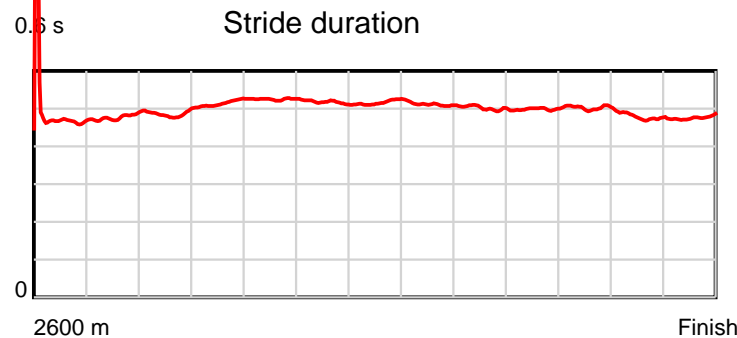
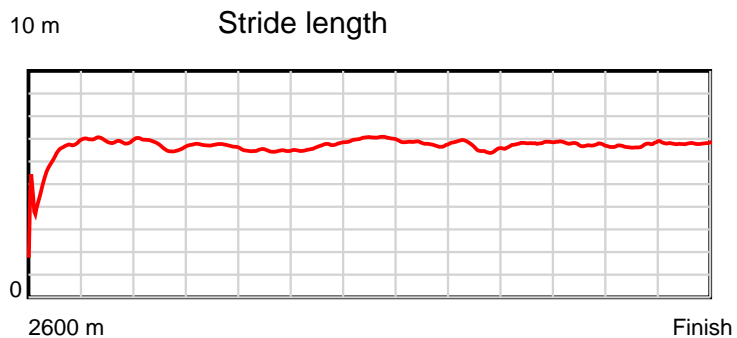
Disclaimer.

HRNZ and NZMTC and Thoroughbred Ratings Pty Ltd accepts no responsibility for the completeness or accuracy of any of the information contained herein, and makes no representations about its suitability for any particular purpose. Users should make their own judgements about those matters and/or seek independent advice. You assume all risks associated with use of the data provided on this page.

Race Results

October 06, 2017, Race 5, YALDHURST HOTEL CANTERBURY PARK TROTTING CUP (HANDICAP), Distance 2600m, Addington - Survey 3200m

Result	TAB no.	Horse (Barrier)	2200m to	2000m to	1800m to	1600m to	1400m to	1200m to	1000m to	800m to	600m to	400m to	200m to	Total or	Margin
1st	9	Bordeaux (10)	2000m	1800m	1600m	1400m	1200m	1000m	800m	600m	400m	200m	WP	Average	
		Position in running (margin)	4(3.0)	2(0.1)	1(0.0)	1(0.0)	1(0.0)	1(0.0)	1(0.0)	1(0.0)	1(0.0)	1(0.0)	1(0.0)		0.00
		Sectional time (s)	14.67	15.38	16.32	15.56	14.84	15.07	15.17	14.79	15.20	14.28	14.16		
		Cumulative time (s)	165.44	150.77	135.39	119.07	103.51	88.67	73.60	58.43	43.64	28.44	14.16	3:16.47	
		Speed (m/s)	13.63	13.00	12.25	12.85	13.48	13.27	13.18	13.52	13.16	14.01	14.12	13.23	
		Stride length (m)	6.63	6.70	6.43	6.64	6.97	6.77	6.60	6.75	6.60	6.69	6.75	6.60	
		Stride duration (s)	0.486	0.515	0.525	0.516	0.517	0.510	0.501	0.499	0.501	0.477	0.478	0.499	
		Stride efficiency (%)	68.74	70.14	64.60	68.79	75.99	71.60	68.11	71.12	68.00	69.85	71.29	68.11	
		Stride count	30.16	29.85	31.11	30.14	28.68	29.55	30.29	29.65	30.32	29.91	29.61	393.81	



Note: Horizontal distance axis grid lines are 200m furlongs.

Disclaimer.

HRNZ and NZMTC and Thoroughbred Ratings Pty Ltd accepts no responsibility for the completeness or accuracy of any of the information contained herein, and makes no representations about its suitability for any particular purpose. Users should make their own judgements about those matters and/or seek independent advice. You assume all risks associated with use of the data provided on this page.



Race Results



October 06, 2017, Race 5, YALDHURST HOTEL CANTERBURY PARK TROTTING CUP (HANDICAP), Distance 2600m, Addington - Survey 3200m

Result	TAB no.	Horse (Barrier)	2600 to	2400m to
2nd	11	Great Things H... (12)	2400m	2200m
		Position in running (margin)	-	11(11.3)
		Sectional time (s)	18.60	15.84
		Cumulative time (s)	196.56	177.96
		Speed (m/s)	10.75	12.63
		Stride length (m)	5.88	6.28
		Stride duration (s)	0.492	0.497
		Stride efficiency (%)	54.08	61.63
		Stride count	34.00	31.85

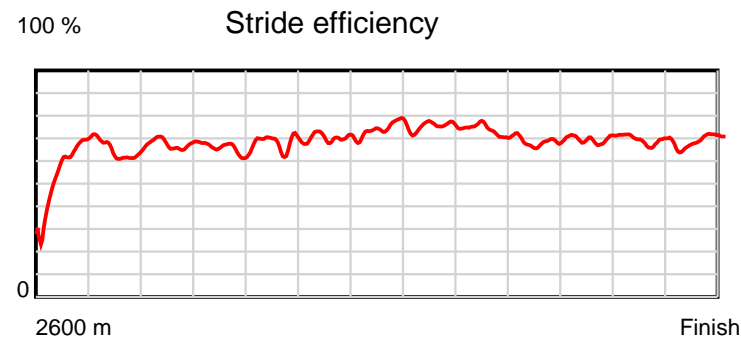
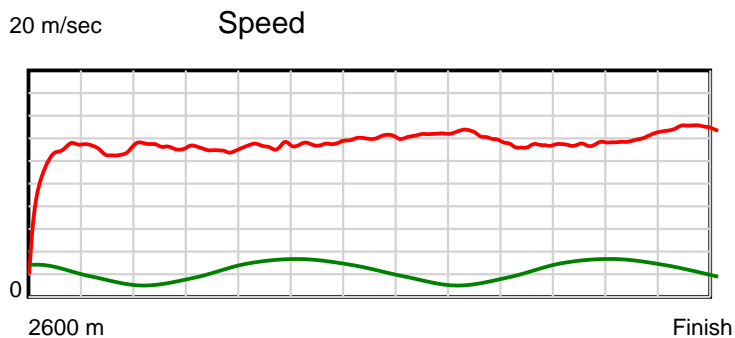
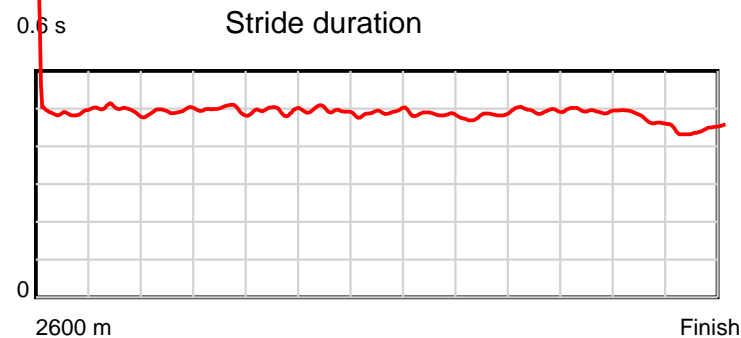
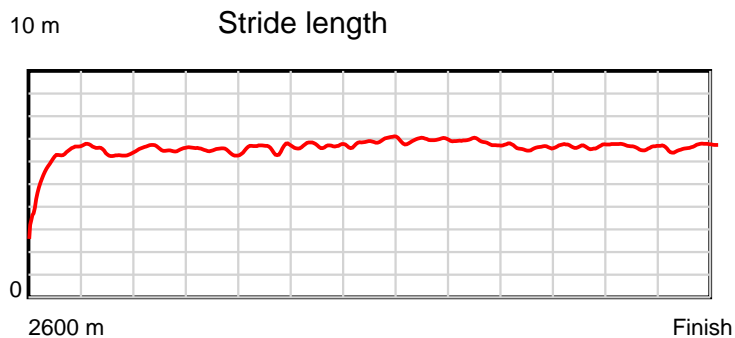
Disclaimer.

HRNZ and NZMTC and Thoroughbred Ratings Pty Ltd accepts no responsibility for the completeness or accuracy of any of the information contained herein, and makes no representations about its suitability for any particular purpose. Users should make their own judgements about those matters and/or seek independent advice. You assume all risks associated with use of the data provided on this page.

Race Results

October 06, 2017, Race 5, YALDHURST HOTEL CANTERBURY PARK TROTTING CUP (HANDICAP), Distance 2600m, Addington - Survey 3200m

Result	TAB no.	Horse (Barrier)	2200m to	2000m to	1800m to	1600m to	1400m to	1200m to	1000m to	800m to	600m to	400m to	200m to	Total or	Margin
2nd	11	Great Things H... (12)	2000m	1800m	1600m	1400m	1200m	1000m	800m	600m	400m	200m	WP	Average	
		Position in running (margin)	9(22.5)	9(23.4)	9(23.3)	9(18.1)	10(15.4)	11(11.7)	10(6.9)	6(2.8)	6(3.6)	7(3.6)	7(5.0)		0.50
		Sectional time (s)	15.30	15.39	15.45	15.11	14.23	14.27	14.49	14.94	15.19	14.51	13.24		
		Cumulative time (s)	162.12	146.82	131.43	115.98	100.87	86.64	72.37	57.88	42.94	27.75	13.24	3:16.56	
		Speed (m/s)	13.07	13.00	12.94	13.24	14.05	14.02	13.80	13.39	13.17	13.78	15.11	13.23	
		Stride length (m)	6.46	6.46	6.41	6.54	6.90	6.78	6.67	6.63	6.51	6.45	6.72	6.51	
		Stride duration (s)	0.494	0.498	0.495	0.494	0.491	0.484	0.483	0.495	0.494	0.468	0.445	0.492	
		Stride efficiency (%)	65.29	65.30	64.23	66.79	74.37	71.86	69.49	68.73	66.23	65.04	70.67	66.15	
		Stride count	30.94	30.94	31.20	30.59	28.99	29.49	29.99	30.16	30.72	31.00	29.74	399.61	



Note: Horizontal distance axis grid lines are 200m furlongs.

Disclaimer.

HRNZ and NZMTC and Thoroughbred Ratings Pty Ltd accepts no responsibility for the completeness or accuracy of any of the information contained herein, and makes no representations about its suitability for any particular purpose. Users should make their own judgements about those matters and/or seek independent advice. You assume all risks associated with use of the data provided on this page.



Race Results



October 06, 2017, Race 5, YALDHURST HOTEL CANTERBURY PARK TROTTING CUP (HANDICAP), Distance 2600m, Addington - Survey 3200m

Result	TAB no.	Horse (Barrier)	2600 to	2400m to
3rd	10	Destiny Jones (11)	2400m	2200m
		Position in running (margin)	-	2(0.2)
		Sectional time (s)	16.67	14.11
		Cumulative time (s)	196.57	179.90
		Speed (m/s)	12.00	14.17
		Stride length (m)	5.47	6.41
		Stride duration (s)	0.456	0.453
		Stride efficiency (%)	46.77	64.29
		Stride count	36.56	31.18

Disclaimer.

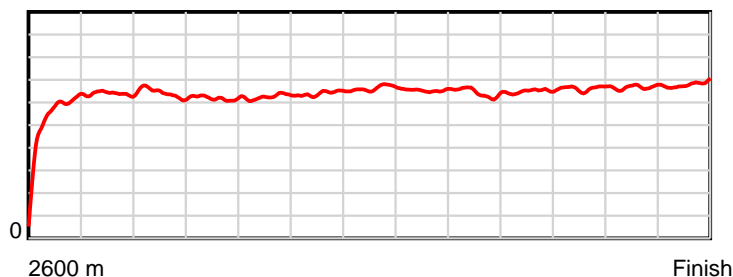
HRNZ and NZMTC and Thoroughbred Ratings Pty Ltd accepts no responsibility for the completeness or accuracy of any of the information contained herein, and makes no representations about its suitability for any particular purpose. Users should make their own judgements about those matters and/or seek independent advice. You assume all risks associated with use of the data provided on this page.

Race Results

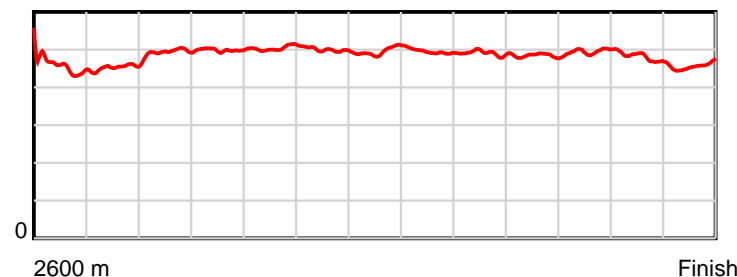
October 06, 2017, Race 5, YALDHURST HOTEL CANTERBURY PARK TROTTING CUP (HANDICAP), Distance 2600m, Addington - Survey 3200m

Result	TAB no.	Horse (Barrier)	2200m to	2000m to	1800m to	1600m to	1400m to	1200m to	1000m to	800m to	600m to	400m to	200m to	Total or	Margin
3rd	10	Destiny Jones (11)	2000m	1800m	1600m	1400m	1200m	1000m	800m	600m	400m	200m	WP	Average	
		Position in running (margin)	2(1.0)	3(1.7)	3(5.1)	3(4.1)	3(4.2)	3(4.0)	4(3.5)	7(4.2)	7(4.2)	6(3.1)	4(3.3)		0.60
		Sectional time (s)	15.27	15.97	16.16	15.58	14.80	14.99	15.29	14.78	15.02	14.32	13.61		
		Cumulative time (s)	165.79	150.52	134.55	118.39	102.81	88.01	73.02	57.73	42.95	27.93	13.61	3:16.57	
		Speed (m/s)	13.10	12.52	12.38	12.84	13.51	13.34	13.08	13.53	13.32	13.97	14.70	13.23	
		Stride length (m)	6.49	6.25	6.24	6.42	6.71	6.59	6.42	6.54	6.60	6.69	6.73	6.41	
		Stride duration (s)	0.495	0.499	0.504	0.500	0.496	0.494	0.491	0.484	0.496	0.479	0.458	0.485	
		Stride efficiency (%)	65.82	61.00	60.78	64.35	70.37	67.89	64.38	66.89	68.14	69.99	70.76	64.22	
		Stride count	30.82	32.01	32.07	31.17	29.80	30.34	31.16	30.57	30.29	29.88	29.72	405.57	

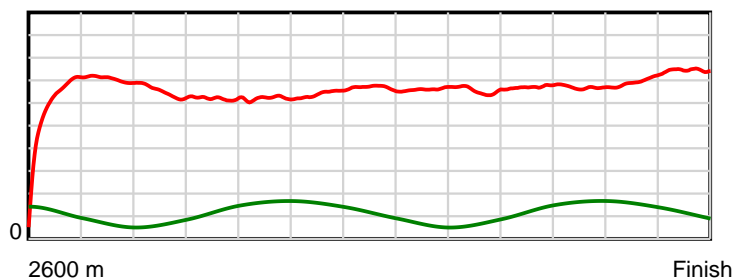
10 m Stride length



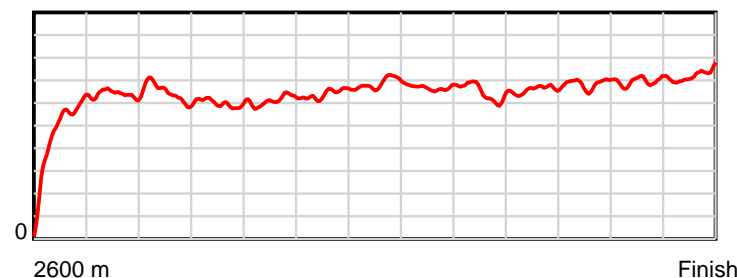
0.6 s Stride duration



20 m/sec Speed



100 % Stride efficiency



Note: Horizontal distance axis grid lines are 200m furlongs.

Disclaimer.

HRNZ and NZMTC and Thoroughbred Ratings Pty Ltd accepts no responsibility for the completeness or accuracy of any of the information contained herein, and makes no representations about its suitability for any particular purpose. Users should make their own judgements about those matters and/or seek independent advice. You assume all risks associated with use of the data provided on this page.



Race Results



October 06, 2017, Race 5, YALDHURST HOTEL CANTERBURY PARK TROTTING CUP (HANDICAP), Distance 2600m, Addington - Survey 3200m

Result	TAB no.	Horse (Barrier)	2600 to	2400m to
4th	8	Arya (9)	2400m	2200m
		Position in running (margin)	-	1(0.0)
		Sectional time (s)	16.76	13.97
		Cumulative time (s)	196.79	180.03
		Speed (m/s)	11.93	14.32
		Stride length (m)	5.20	6.03
		Stride duration (s)	0.422	0.421
		Stride efficiency (%)	42.19	56.73
		Stride count	38.49	33.19

Disclaimer.

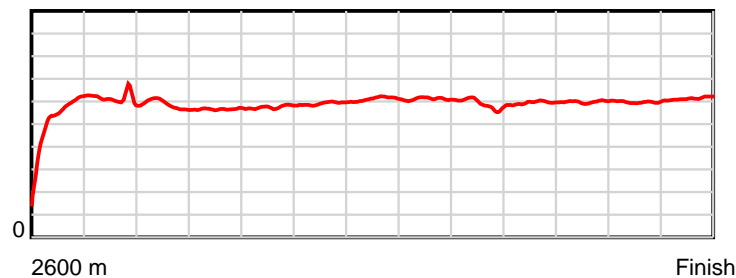
HRNZ and NZMTC and Thoroughbred Ratings Pty Ltd accepts no responsibility for the completeness or accuracy of any of the information contained herein, and makes no representations about its suitability for any particular purpose. Users should make their own judgements about those matters and/or seek independent advice. You assume all risks associated with use of the data provided on this page.

Race Results

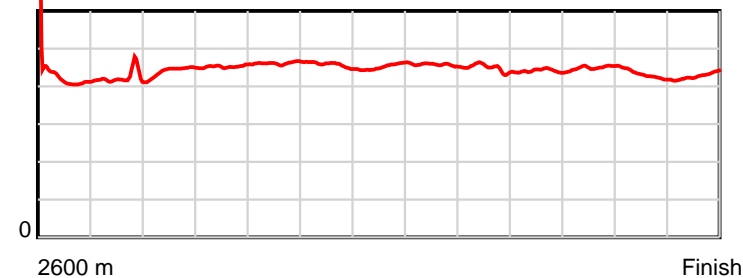
October 06, 2017, Race 5, YALDHURST HOTEL CANTERBURY PARK TROTTING CUP (HANDICAP), Distance 2600m, Addington - Survey 3200m

Result	TAB no.	Horse (Barrier)	2200m to	2000m to	1800m to	1600m to	1400m to	1200m to	1000m to	800m to	600m to	400m to	200m to	Total or	Margin
4th	8	Arya (9)	2000m	1800m	1600m	1400m	1200m	1000m	800m	600m	400m	200m	WP	Average	
		Position in running (margin)	1(0.0)	1(0.0)	2(3.2)	2(2.6)	2(2.4)	2(1.9)	3(1.9)	4(2.2)	5(2.4)	3(1.5)	2(2.1)		1.80
		Sectional time (s)	15.15	15.93	16.22	15.54	14.75	15.07	15.23	14.82	15.06	14.38	13.91		
		Cumulative time (s)	166.06	150.91	134.98	118.76	103.22	88.47	73.40	58.17	43.35	28.29	13.91	3:16.79	
		Speed (m/s)	13.20	12.55	12.33	12.87	13.56	13.27	13.13	13.50	13.28	13.91	14.38	13.21	
		Stride length (m)	5.84	5.68	5.69	5.89	6.13	6.06	5.89	5.95	5.97	5.98	6.17	5.87	
		Stride duration (s)	0.442	0.453	0.462	0.457	0.452	0.457	0.448	0.441	0.450	0.430	0.429	0.444	
		Stride efficiency (%)	53.26	50.46	50.61	54.15	58.80	57.44	54.18	55.34	55.75	55.82	59.54	53.89	
		Stride count	34.26	35.20	35.14	33.98	32.60	32.99	33.96	33.61	33.48	33.46	32.40	442.76	

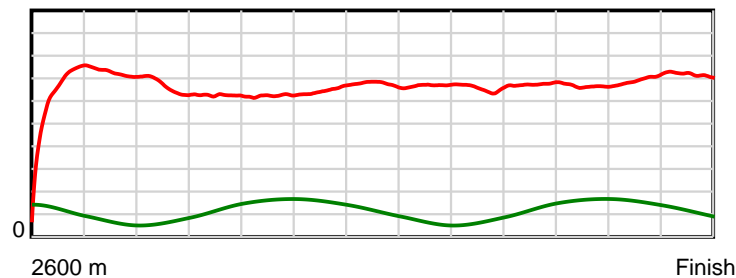
10 m Stride length



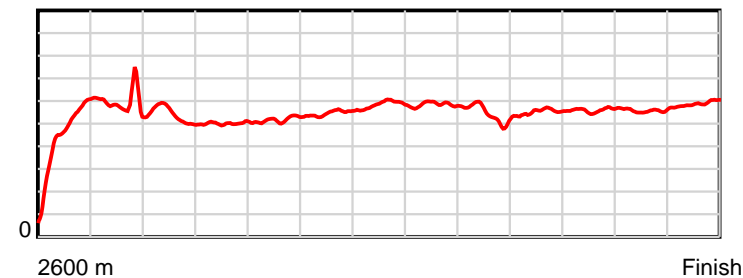
0.6 s Stride duration



20 m/sec Speed



100 % Stride efficiency



Note: Horizontal distance axis grid lines are 200m furlongs.

Disclaimer.

HRNZ and NZMTC and Thoroughbred Ratings Pty Ltd accepts no responsibility for the completeness or accuracy of any of the information contained herein, and makes no representations about its suitability for any particular purpose. Users should make their own judgements about those matters and/or seek independent advice. You assume all risks associated with use of the data provided on this page.



Race Results



October 06, 2017, Race 5, YALDHURST HOTEL CANTERBURY PARK TROTTING CUP (HANDICAP), Distance 2600m, Addington - Survey 3200m

Result	TAB no.	Horse (Barrier)	2600 to	2400m to
5th	1	Doctor Bones (2)	2400m	2200m
		Position in running (margin)	-	6(4.3)
		Sectional time (s)	17.52	14.64
		Cumulative time (s)	197.00	179.48
		Speed (m/s)	11.42	13.66
		Stride length (m)	5.58	6.33
		Stride duration (s)	0.477	0.463
		Stride efficiency (%)	48.67	62.57
		Stride count	35.84	31.61

Disclaimer.

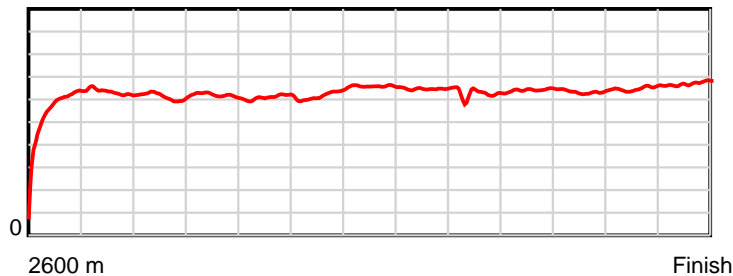
HRNZ and NZMTC and Thoroughbred Ratings Pty Ltd accepts no responsibility for the completeness or accuracy of any of the information contained herein, and makes no representations about its suitability for any particular purpose. Users should make their own judgements about those matters and/or seek independent advice. You assume all risks associated with use of the data provided on this page.

Race Results

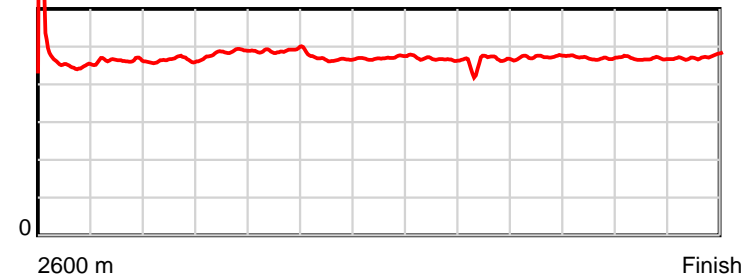
October 06, 2017, Race 5, YALDHURST HOTEL CANTERBURY PARK TROTTING CUP (HANDICAP), Distance 2600m, Addington - Survey 3200m

Result	TAB no.	Horse (Barrier)	2200m to	2000m to	1800m to	1600m to	1400m to	1200m to	1000m to	800m to	600m to	400m to	200m to	Total or	Margin
5th	1	Doctor Bones (2)	2000m	1800m	1600m	1400m	1200m	1000m	800m	600m	400m	200m	WP	Average	
		Position in running (margin)	5(8.4)	5(8.1)	5(9.5)	5(8.6)	5(7.3)	4(4.0)	2(1.6)	2(0.8)	2(0.8)	2(0.5)	3(2.1)		3.00
		Sectional time (s)	15.10	15.65	16.16	15.35	14.29	14.68	15.04	14.79	15.15	14.55	14.08		
		Cumulative time (s)	164.84	149.74	134.09	117.93	102.58	88.29	73.61	58.57	43.78	28.63	14.08	3:17.00	
		Speed (m/s)	13.25	12.78	12.38	13.03	14.00	13.62	13.30	13.52	13.20	13.75	14.20	13.20	
		Stride length (m)	6.14	6.18	6.06	6.09	6.58	6.36	6.12	6.40	6.20	6.44	6.72	6.24	
		Stride duration (s)	0.464	0.484	0.490	0.468	0.471	0.467	0.460	0.474	0.470	0.468	0.473	0.472	
		Stride efficiency (%)	58.96	59.74	57.47	58.03	67.74	63.25	58.46	64.10	60.06	64.75	70.60	60.75	
		Stride count	32.56	32.35	32.98	32.82	30.38	31.44	32.70	31.23	32.26	31.07	29.76	417.00	

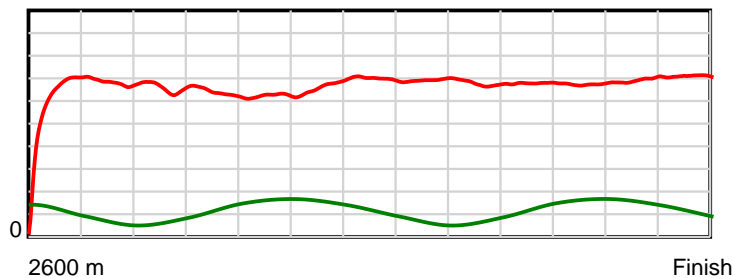
10 m Stride length



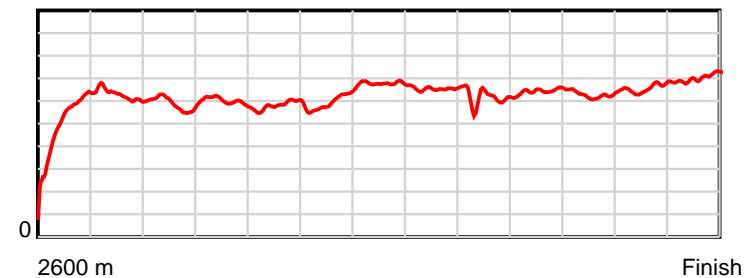
0.5 s Stride duration



20 m/sec Speed



100 % Stride efficiency



Note: Horizontal distance axis grid lines are 200m furlongs.

Disclaimer.

HRNZ and NZMTC and Thoroughbred Ratings Pty Ltd accepts no responsibility for the completeness or accuracy of any of the information contained herein, and makes no representations about its suitability for any particular purpose. Users should make their own judgements about those matters and/or seek independent advice. You assume all risks associated with use of the data provided on this page.



Race Results



October 06, 2017, Race 5, YALDHURST HOTEL CANTERBURY PARK TROTTING CUP (HANDICAP), Distance 2600m, Addington - Survey 3200m

Result	TAB no.	Horse (Barrier)	2600 to	2400m to
6th	3	Tornado Valley (4)	2400m	2200m
		Position in running (margin)	-	4(2.0)
		Sectional time (s)	17.09	14.13
		Cumulative time (s)	197.02	179.93
		Speed (m/s)	11.70	14.15
		Stride length (m)	5.57	6.45
		Stride duration (s)	0.463	0.456
		Stride efficiency (%)	48.52	64.95
		Stride count	35.89	31.02

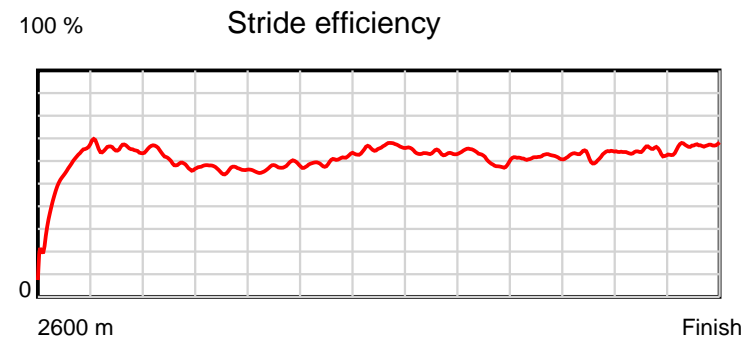
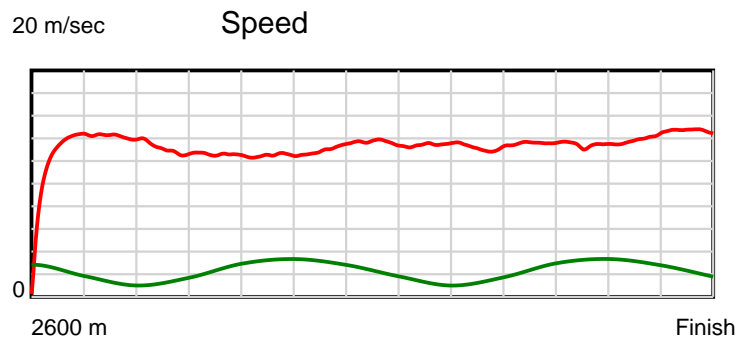
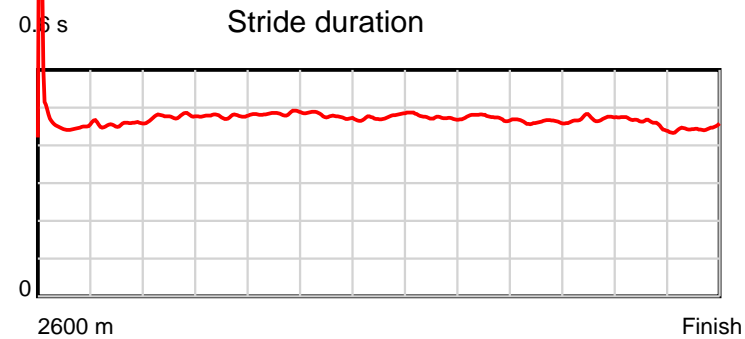
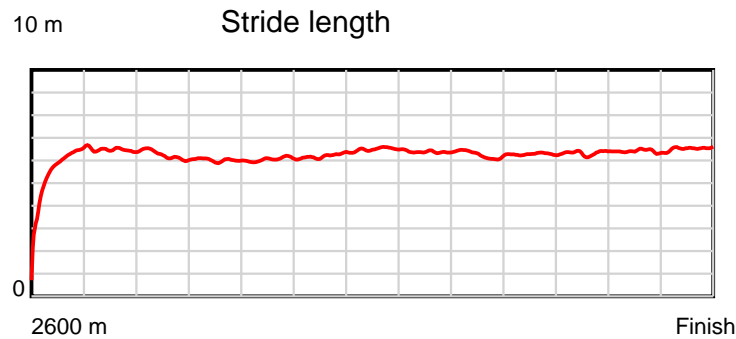
Disclaimer.

HRNZ and NZMTC and Thoroughbred Ratings Pty Ltd accepts no responsibility for the completeness or accuracy of any of the information contained herein, and makes no representations about its suitability for any particular purpose. Users should make their own judgements about those matters and/or seek independent advice. You assume all risks associated with use of the data provided on this page.

Race Results

October 06, 2017, Race 5, YALDHURST HOTEL CANTERBURY PARK TROTTING CUP (HANDICAP), Distance 2600m, Addington - Survey 3200m

Result	TAB no.	Horse (Barrier)	2200m to	2000m to	1800m to	1600m to	1400m to	1200m to	1000m to	800m to	600m to	400m to	200m to	Total or	Margin
6th	3	Tornado Valley (4)	2000m	1800m	1600m	1400m	1200m	1000m	800m	600m	400m	200m	WP	Average	
		Position in running (margin)	3(3.0)	4(4.0)	4(7.2)	4(6.4)	4(6.4)	5(5.6)	8(5.8)	9(5.7)	9(6.1)	9(4.8)	9(5.6)		3.10
		Sectional time (s)	15.31	15.93	16.19	15.57	14.71	15.11	15.15	14.85	14.99	14.41	13.58		
		Cumulative time (s)	165.80	150.49	134.56	118.37	102.80	88.09	72.98	57.83	42.98	27.99	13.58	3:17.02	
		Speed (m/s)	13.06	12.55	12.35	12.85	13.60	13.24	13.20	13.47	13.34	13.88	14.73	13.20	
		Stride length (m)	6.23	6.00	5.99	6.14	6.47	6.28	6.27	6.22	6.29	6.37	6.57	6.21	
		Stride duration (s)	0.477	0.478	0.485	0.478	0.476	0.474	0.475	0.462	0.471	0.459	0.446	0.470	
		Stride efficiency (%)	60.71	56.16	55.98	58.91	65.39	61.64	61.34	60.47	61.73	63.47	67.41	60.22	
		Stride count	32.09	33.36	33.41	32.57	30.92	31.84	31.92	32.15	31.82	31.38	30.45	418.82	



Note: Horizontal distance axis grid lines are 200m furlongs.

Disclaimer.

HRNZ and NZMTC and Thoroughbred Ratings Pty Ltd accepts no responsibility for the completeness or accuracy of any of the information contained herein, and makes no representations about its suitability for any particular purpose. Users should make their own judgements about those matters and/or seek independent advice. You assume all risks associated with use of the data provided on this page.



Race Results



October 06, 2017, Race 5, YALDHURST HOTEL CANTERBURY PARK TROTting CUP (HANDICAP), Distance 2600m, Addington - Survey 3200m

Result	TAB no.	Horse (Barrier)	2600 to	2400m to
7th	5	Poppymalda (6)	2400m	2200m
		Position in running (margin)	-	8(6.3)
		Sectional time (s)	17.81	15.93
		Cumulative time (s)	197.10	179.29
		Speed (m/s)	11.23	12.55
		Stride length (m)	5.37	5.77
		Stride duration (s)	0.463	0.460
		Stride efficiency (%)	45.12	52.04
		Stride count	37.22	34.66

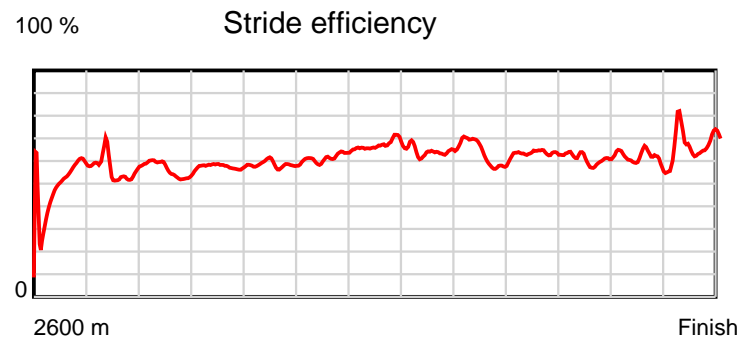
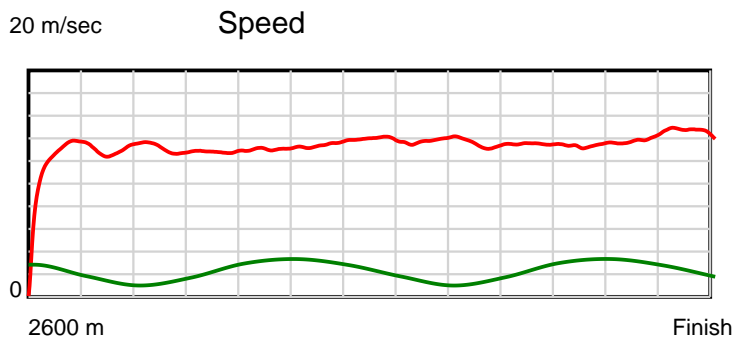
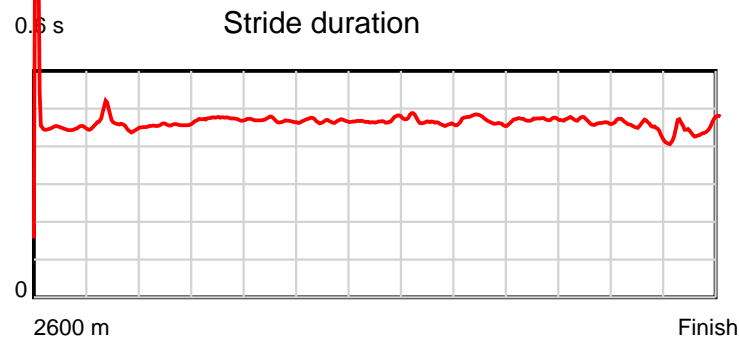
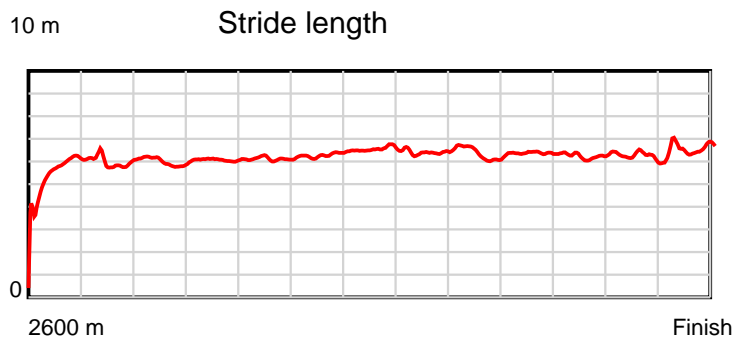
Disclaimer.

HRNZ and NZMTC and Thoroughbred Ratings Pty Ltd accepts no responsibility for the completeness or accuracy of any of the information contained herein, and makes no representations about its suitability for any particular purpose. Users should make their own judgements about those matters and/or seek independent advice. You assume all risks associated with use of the data provided on this page.

Race Results

October 06, 2017, Race 5, YALDHURST HOTEL CANTERBURY PARK TROTTING CUP (HANDICAP), Distance 2600m, Addington - Survey 3200m

Result	TAB no.	Horse (Barrier)	2200m to	2000m to	1800m to	1600m to	1400m to	1200m to	1000m to	800m to	600m to	400m to	200m to	Total or	Margin
7th	5	Poppymalda (6)	2000m	1800m	1600m	1400m	1200m	1000m	800m	600m	400m	200m	WP	Average	
		Position in running (margin)	7(18.1)	7(18.0)	7(19.3)	7(13.4)	7(10.7)	7(7.7)	9(5.9)	8(4.7)	8(4.3)	8(3.7)	8(5.2)		3.50
		Sectional time (s)	15.13	15.62	15.34	15.12	14.34	14.78	14.97	14.73	15.09	14.53	13.71		
		Cumulative time (s)	163.36	148.23	132.61	117.27	102.15	87.81	73.03	58.06	43.33	28.24	13.71	3:17.10	
		Speed (m/s)	13.22	12.80	13.04	13.23	13.95	13.53	13.36	13.58	13.25	13.76	14.59	13.19	
		Stride length (m)	6.04	6.06	6.11	6.18	6.52	6.28	6.28	6.39	6.18	6.14	6.54	6.13	
		Stride duration (s)	0.457	0.474	0.468	0.467	0.467	0.464	0.470	0.471	0.466	0.446	0.448	0.465	
		Stride efficiency (%)	56.98	57.47	58.24	59.76	66.46	61.64	61.72	63.84	59.67	58.86	66.76	58.69	
		Stride count	33.12	32.98	32.76	32.34	30.67	31.84	31.82	31.29	32.37	32.59	30.60	424.26	



Note: Horizontal distance axis grid lines are 200m furlongs.

Disclaimer.

HRNZ and NZMTC and Thoroughbred Ratings Pty Ltd accepts no responsibility for the completeness or accuracy of any of the information contained herein, and makes no representations about its suitability for any particular purpose. Users should make their own judgements about those matters and/or seek independent advice. You assume all risks associated with use of the data provided on this page.



Race Results



October 06, 2017, Race 5, YALDHURST HOTEL CANTERBURY PARK TROTTING CUP (HANDICAP), Distance 2600m, Addington - Survey 3200m

Result	TAB no.	Horse (Barrier)	2600 to	2400m to
8th	6	Prince Fearles... (7)	2400m	2200m
		Position in running (margin)	-	5(3.3)
		Sectional time (s)	17.21	15.26
		Cumulative time (s)	197.68	180.47
		Speed (m/s)	11.62	13.11
		Stride length (m)	5.68	6.39
		Stride duration (s)	0.474	0.487
		Stride efficiency (%)	50.48	63.73
		Stride count	35.19	31.32

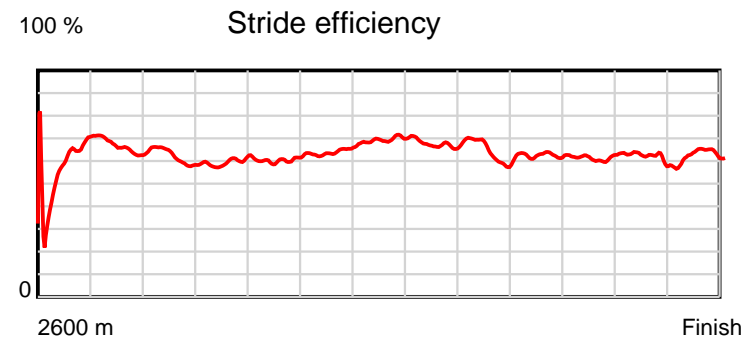
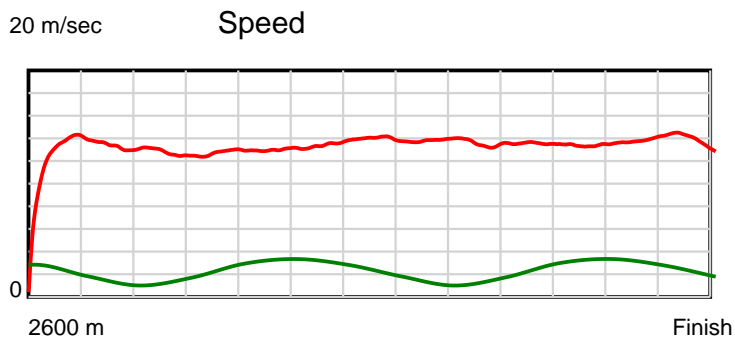
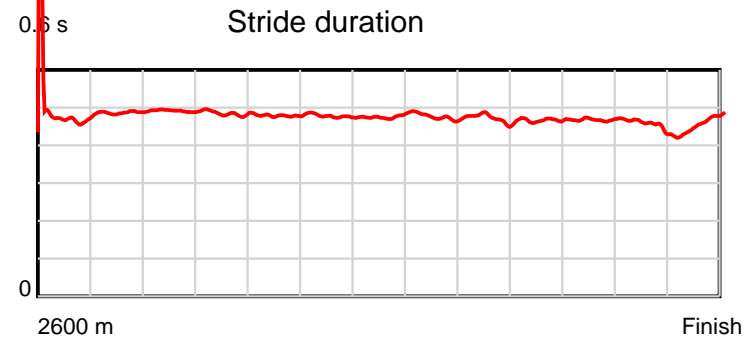
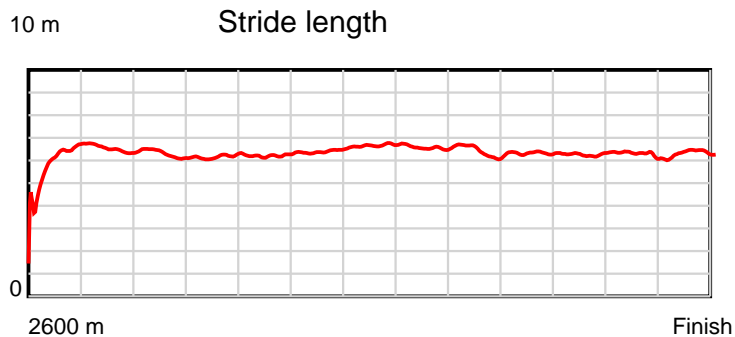
Disclaimer.

HRNZ and NZMTC and Thoroughbred Ratings Pty Ltd accepts no responsibility for the completeness or accuracy of any of the information contained herein, and makes no representations about its suitability for any particular purpose. Users should make their own judgements about those matters and/or seek independent advice. You assume all risks associated with use of the data provided on this page.

Race Results

October 06, 2017, Race 5, YALDHURST HOTEL CANTERBURY PARK TROTTING CUP (HANDICAP), Distance 2600m, Addington - Survey 3200m

Result	TAB no.	Horse (Barrier)	2200m to	2000m to	1800m to	1600m to	1400m to	1200m to	1000m to	800m to	600m to	400m to	200m to	Total or	Margin
8th	6	Prince Fearles... (7)	2000m	1800m	1600m	1400m	1200m	1000m	800m	600m	400m	200m	WP	Average	
		Position in running (margin)	6(11.0)	6(13.9)	6(15.9)	6(12.5)	6(9.4)	6(5.8)	5(3.6)	5(2.2)	3(2.1)	5(2.6)	5(4.2)		6.70
		Sectional time (s)	15.63	15.74	15.76	15.04	14.24	14.72	14.94	14.77	15.28	14.55	14.54		
		Cumulative time (s)	165.21	149.58	133.84	118.08	103.04	88.80	74.08	59.14	44.37	29.09	14.54	3:17.68	
		Speed (m/s)	12.80	12.71	12.69	13.30	14.04	13.59	13.39	13.54	13.09	13.75	13.76	13.15	
		Stride length (m)	6.29	6.17	6.07	6.35	6.69	6.45	6.31	6.32	6.13	6.20	6.34	6.25	
		Stride duration (s)	0.491	0.485	0.479	0.478	0.476	0.475	0.471	0.467	0.468	0.451	0.461	0.475	
		Stride efficiency (%)	61.78	59.45	57.65	63.11	69.94	65.09	62.21	62.40	58.64	60.12	62.76	61.09	
		Stride count	31.81	32.43	32.93	31.47	29.89	30.99	31.70	31.65	32.65	32.24	31.56	415.83	



Note: Horizontal distance axis grid lines are 200m furlongs.

Disclaimer.

HRNZ and NZMTC and Thoroughbred Ratings Pty Ltd accepts no responsibility for the completeness or accuracy of any of the information contained herein, and makes no representations about its suitability for any particular purpose. Users should make their own judgements about those matters and/or seek independent advice. You assume all risks associated with use of the data provided on this page.



Race Results



October 06, 2017, Race 5, YALDHURST HOTEL CANTERBURY PARK TROTting CUP (HANDICAP), Distance 2600m, Addington - Survey 3200m

Result	TAB no.	Horse (Barrier)	2600 to	2400m to
9th	2	Everybody Know... (3)	2400m	2200m
		Position in running (margin)	-	9(9.4)
		Sectional time (s)	18.31	15.92
		Cumulative time (s)	198.34	180.03
		Speed (m/s)	10.92	12.56
		Stride length (m)	5.45	5.96
		Stride duration (s)	0.484	0.474
		Stride efficiency (%)	46.48	55.49
		Stride count	36.67	33.56

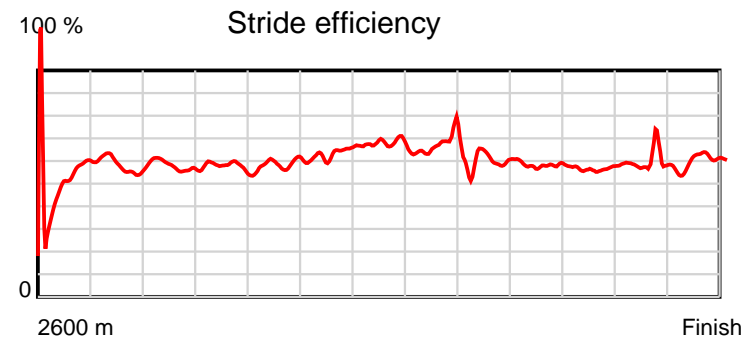
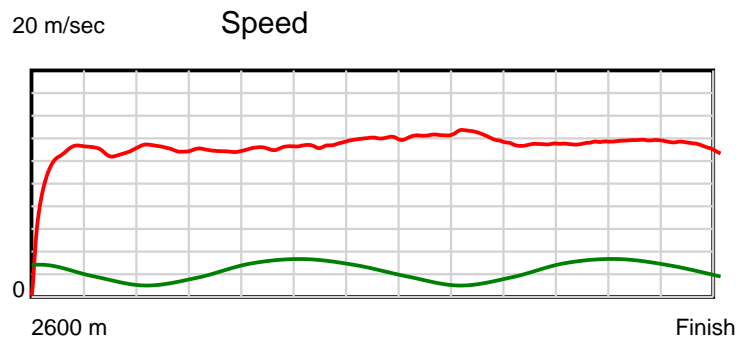
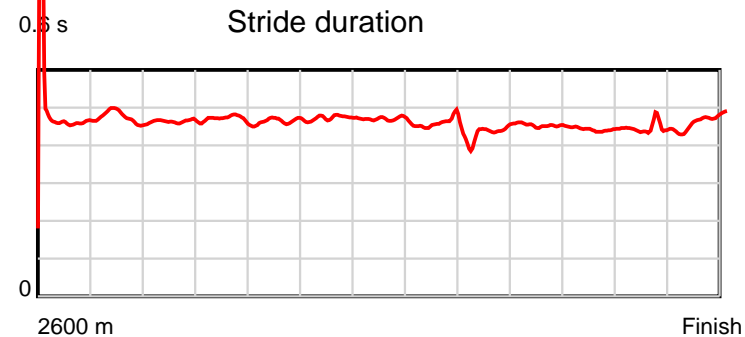
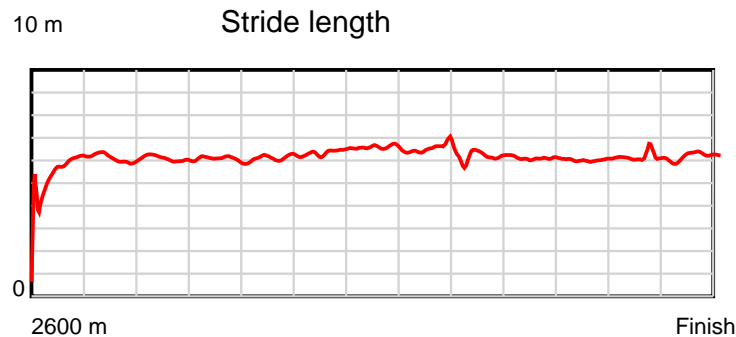
Disclaimer.

HRNZ and NZMTC and Thoroughbred Ratings Pty Ltd accepts no responsibility for the completeness or accuracy of any of the information contained herein, and makes no representations about its suitability for any particular purpose. Users should make their own judgements about those matters and/or seek independent advice. You assume all risks associated with use of the data provided on this page.

Race Results

October 06, 2017, Race 5, YALDHURST HOTEL CANTERBURY PARK TROTTING CUP (HANDICAP), Distance 2600m, Addington - Survey 3200m

Result	TAB no.	Horse (Barrier)	2200m to	2000m to	1800m to	1600m to	1400m to	1200m to	1000m to	800m to	600m to	400m to	200m to	Total or	Margin
9th	2	Everybody Know... (3)	2000m	1800m	1600m	1400m	1200m	1000m	800m	600m	400m	200m	WP	Average	
		Position in running (margin)	8(21.1)	8(21.4)	8(21.7)	8(15.9)	8(12.9)	9(9.1)	7(5.6)	3(1.5)	4(2.2)	4(1.9)	6(4.8)		10.40
		Sectional time (s)	15.19	15.45	15.36	15.06	14.21	14.48	14.48	14.92	15.15	14.75	15.06		
		Cumulative time (s)	164.11	148.92	133.47	118.11	103.05	88.84	74.36	59.88	44.96	29.81	15.06	3:18.34	
		Speed (m/s)	13.17	12.94	13.02	13.28	14.07	13.81	13.81	13.40	13.20	13.56	13.28	13.11	
		Stride length (m)	6.10	6.08	6.06	6.29	6.60	6.28	6.02	6.05	5.84	5.99	6.23	6.06	
		Stride duration (s)	0.464	0.470	0.465	0.473	0.469	0.455	0.436	0.451	0.443	0.442	0.469	0.462	
		Stride efficiency (%)	58.18	57.79	57.32	61.74	68.13	61.71	56.57	57.23	53.34	56.14	60.65	57.44	
		Stride count	32.78	32.89	33.02	31.82	30.29	31.83	33.24	33.05	34.23	33.37	32.10	428.85	



Note: Horizontal distance axis grid lines are 200m furlongs.

Disclaimer.

HRNZ and NZMTC and Thoroughbred Ratings Pty Ltd accepts no responsibility for the completeness or accuracy of any of the information contained herein, and makes no representations about its suitability for any particular purpose. Users should make their own judgements about those matters and/or seek independent advice. You assume all risks associated with use of the data provided on this page.



Race Results



October 06, 2017, Race 5, YALDHURST HOTEL CANTERBURY PARK TROTTING CUP (HANDICAP), Distance 2600m, Addington - Survey 3200m

Result	TAB no.	Horse (Barrier)	2600 to	2400m to
10th	4	Harriet Of Mot (5)	2400m	2200m
		Position in running (margin)	-	7(5.6)
		Sectional time (s)	17.73	17.67
		Cumulative time (s)	201.80	184.07
		Speed (m/s)	11.28	11.32
		Stride length (m)	5.33	5.11
		Stride duration (s)	0.461	0.452
		Stride efficiency (%)	44.46	40.87
		Stride count	37.50	39.11

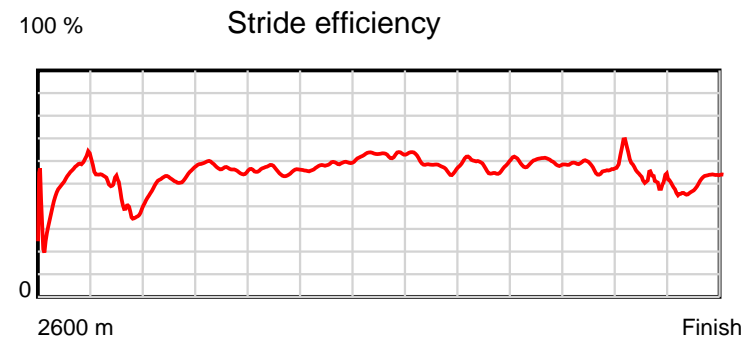
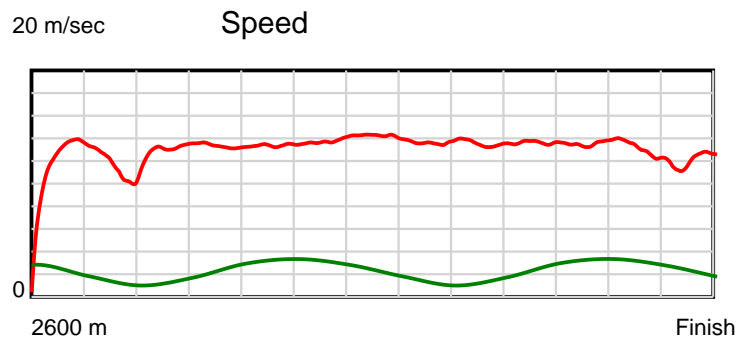
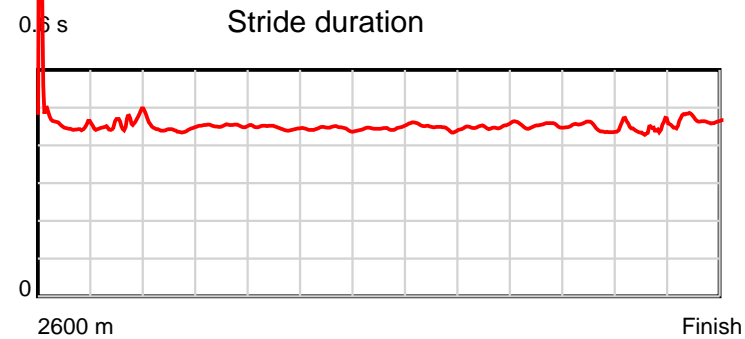
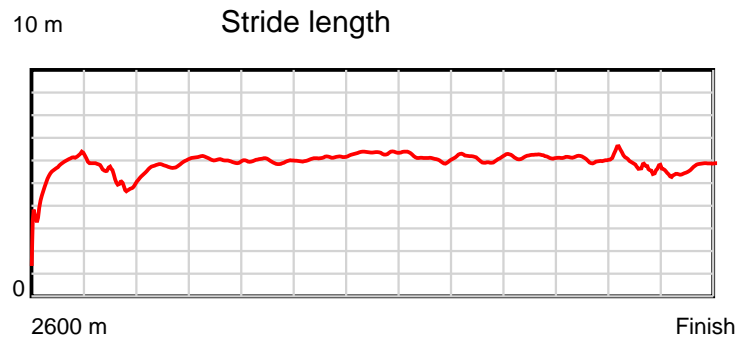
Disclaimer.

HRNZ and NZMTC and Thoroughbred Ratings Pty Ltd accepts no responsibility for the completeness or accuracy of any of the information contained herein, and makes no representations about its suitability for any particular purpose. Users should make their own judgements about those matters and/or seek independent advice. You assume all risks associated with use of the data provided on this page.

Race Results

October 06, 2017, Race 5, YALDHURST HOTEL CANTERBURY PARK TROTTING CUP (HANDICAP), Distance 2600m, Addington - Survey 3200m

Result	TAB no.	Horse (Barrier)	2200m to	2000m to	1800m to	1600m to	1400m to	1200m to	1000m to	800m to	600m to	400m to	200m to	Total or	Margin
10th	4	Harriet Of Mot (5)	2000m	1800m	1600m	1400m	1200m	1000m	800m	600m	400m	200m	WP	Average	
		Position in running (margin)	12(27.7)	12(29.0)	11(26.7)	10(19.7)	9(14.1)	10(10.1)	11(8.6)	11(6.9)	10(6.8)	10(6.0)	10(17.4)		29.60
		Sectional time (s)	15.35	15.02	15.16	14.63	14.16	14.83	14.90	14.77	15.07	16.17	16.34		
		Cumulative time (s)	166.40	151.05	136.03	120.87	106.24	92.08	77.25	62.35	47.58	32.51	16.34	3:21.80	
		Speed (m/s)	13.03	13.32	13.19	13.67	14.12	13.49	13.42	13.54	13.27	12.37	12.24	12.88	
		Stride length (m)	5.77	6.02	5.89	6.08	6.30	6.04	6.05	6.13	5.93	5.38	5.69	5.80	
		Stride duration (s)	0.443	0.452	0.447	0.444	0.446	0.448	0.450	0.453	0.447	0.435	0.465	0.450	
		Stride efficiency (%)	52.07	56.70	54.21	57.68	61.96	56.95	57.13	58.65	54.93	45.17	50.60	52.62	
		Stride count	34.65	33.20	33.96	32.92	31.76	33.13	33.08	32.65	33.73	37.20	35.15	448.04	



Note: Horizontal distance axis grid lines are 200m furlongs.

Disclaimer.

HRNZ and NZMTC and Thoroughbred Ratings Pty Ltd accepts no responsibility for the completeness or accuracy of any of the information contained herein, and makes no representations about its suitability for any particular purpose. Users should make their own judgements about those matters and/or seek independent advice. You assume all risks associated with use of the data provided on this page.



Race Results



October 06, 2017, Race 5, YALDHURST HOTEL CANTERBURY PARK TROTTING CUP (HANDICAP), Distance 2600m, Addington - Survey 3200m

Result	TAB no.	Horse (Barrier)	2600 to	2400m to
11th	7	Gee Up Neddy (8)	2400m	2200m
		Position in running (margin)	-	10(10.4)
		Sectional time (s)	18.36	16.48
		Cumulative time (s)	203.20	184.84
		Speed (m/s)	10.89	12.14
		Stride length (m)	5.06	5.73
		Stride duration (s)	0.458	0.472
		Stride efficiency (%)	40.06	51.30
		Stride count	39.50	34.91

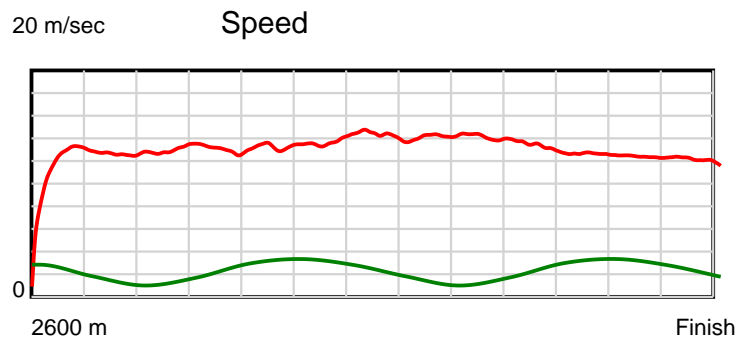
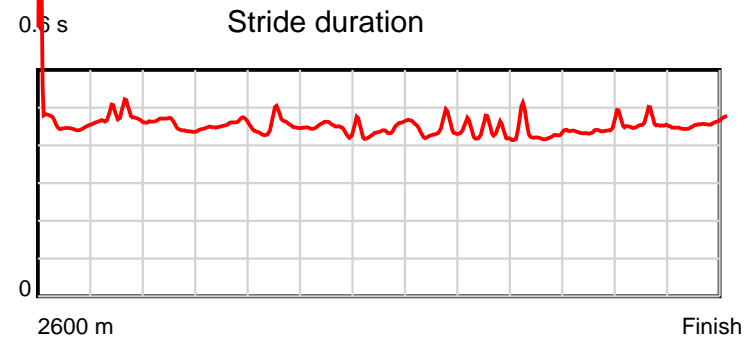
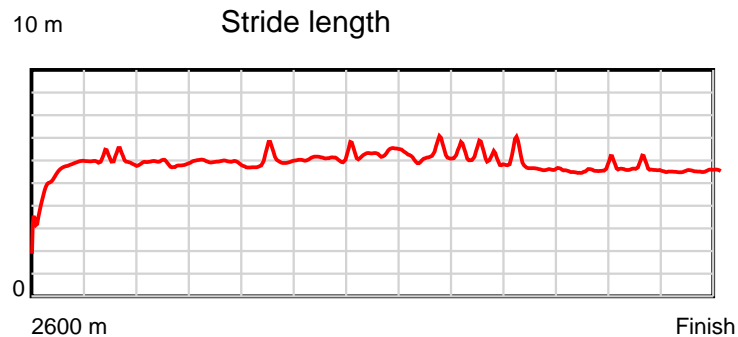
Disclaimer.

HRNZ and NZMTC and Thoroughbred Ratings Pty Ltd accepts no responsibility for the completeness or accuracy of any of the information contained herein, and makes no representations about its suitability for any particular purpose. Users should make their own judgements about those matters and/or seek independent advice. You assume all risks associated with use of the data provided on this page.

Race Results

October 06, 2017, Race 5, YALDHURST HOTEL CANTERBURY PARK TROTTING CUP (HANDICAP), Distance 2600m, Addington - Survey 3200m

Result	TAB no.	Horse (Barrier)	2200m to	2000m to	1800m to	1600m to	1400m to	1200m to	1000m to	800m to	600m to	400m to	200m to	Total or	Margin
11th	7	Gee Up Neddy (8)	2000m	1800m	1600m	1400m	1200m	1000m	800m	600m	400m	200m	WP	Average	
		Position in running (margin)	11(25.4)	11(28.2)	12(28.4)	12(22.8)	12(18.5)	12(13.6)	12(9.3)	10(5.8)	11(8.2)	11(13.2)	11(24.9)		37.40
		Sectional time (s)	15.61	15.43	15.39	14.84	14.03	14.36	14.58	15.19	16.04	16.24	16.65		
		Cumulative time (s)	168.36	152.75	137.32	121.93	107.09	93.06	78.70	64.12	48.93	32.89	16.65	3:23.20	
		Speed (m/s)	12.81	12.96	13.00	13.48	14.26	13.93	13.72	13.17	12.47	12.32	12.01	12.80	
		Stride length (m)	5.81	5.90	5.85	6.02	6.30	6.10	5.93	5.72	5.51	5.59	5.51	5.76	
		Stride duration (s)	0.453	0.455	0.451	0.447	0.442	0.438	0.433	0.434	0.442	0.454	0.458	0.450	
		Stride efficiency (%)	52.70	54.32	53.55	56.63	62.09	58.14	55.02	51.09	47.40	48.91	47.39	51.76	
		Stride count	34.44	33.92	34.17	33.22	31.73	32.79	33.71	34.98	36.31	35.75	36.32	451.75	



Note: Horizontal distance axis grid lines are 200m furlongs.

Disclaimer.

HRNZ and NZMTC and Thoroughbred Ratings Pty Ltd accepts no responsibility for the completeness or accuracy of any of the information contained herein, and makes no representations about its suitability for any particular purpose. Users should make their own judgements about those matters and/or seek independent advice. You assume all risks associated with use of the data provided on this page.



Race Results



October 06, 2017, Race 5, YALDHURST HOTEL CANTERBURY PARK TROTting CUP (HANDICAP), Distance 2600m, Addington - Survey 3200m

Result	TAB no.	Horse (Barrier)	2600 to	2400m to
12th	12	Belles Son (13)	2400m	2200m
		Position in running (margin)	-	12(12.6)
		Sectional time (s)	18.80	16.10
		Cumulative time (s)	203.31	184.51
		Speed (m/s)	10.64	12.42
		Stride length (m)	5.09	5.50
		Stride duration (s)	0.429	0.443
		Stride efficiency (%)	40.43	47.33
		Stride count	39.32	36.34

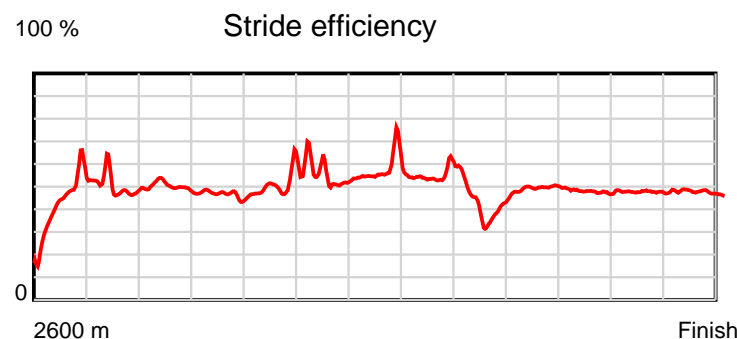
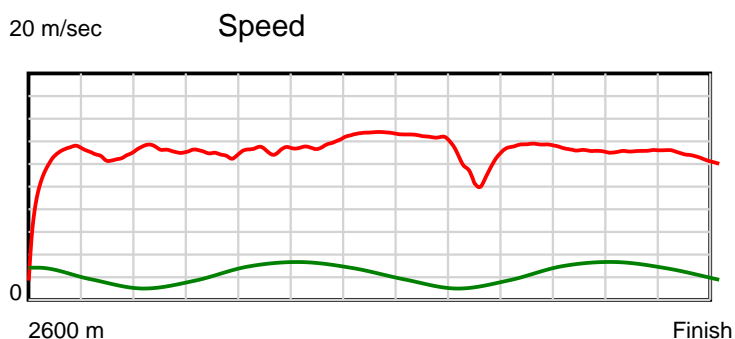
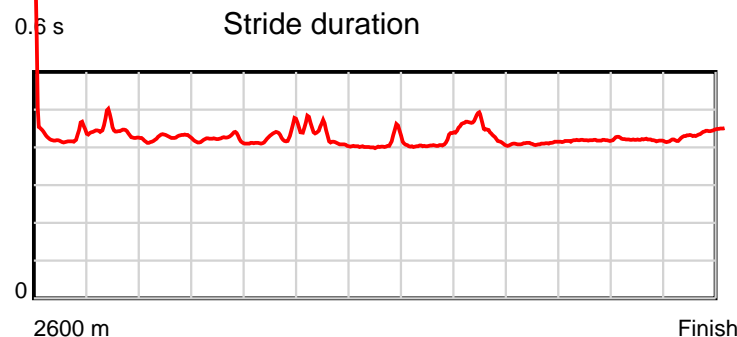
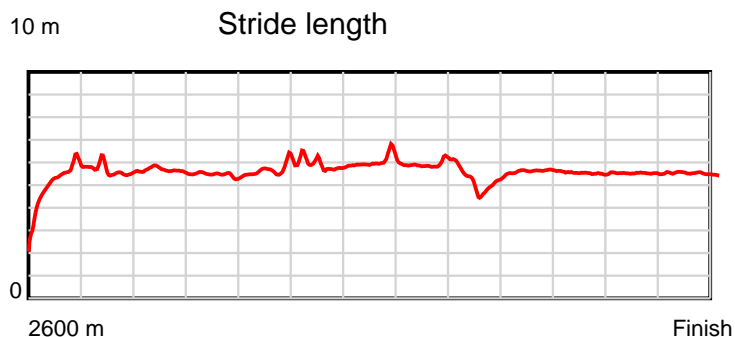
Disclaimer.

HRNZ and NZMTC and Thoroughbred Ratings Pty Ltd accepts no responsibility for the completeness or accuracy of any of the information contained herein, and makes no representations about its suitability for any particular purpose. Users should make their own judgements about those matters and/or seek independent advice. You assume all risks associated with use of the data provided on this page.

Race Results

October 06, 2017, Race 5, YALDHURST HOTEL CANTERBURY PARK TROTTING CUP (HANDICAP), Distance 2600m, Addington - Survey 3200m

Result	TAB no.	Horse (Barrier)	2200m to	2000m to	1800m to	1600m to	1400m to	1200m to	1000m to	800m to	600m to	400m to	200m to	Total or	Margin
12th	12	Belles Son (13)	2000m	1800m	1600m	1400m	1200m	1000m	800m	600m	400m	200m	WP	Average	
		Position in running (margin)	10(25.4)	10(25.2)	10(25.4)	11(20.4)	11(15.5)	8(8.0)	6(5.2)	12(23.9)	12(23.1)	12(24.2)	12(29.9)		38.00
		Sectional time (s)	15.12	15.43	15.49	14.75	13.60	14.60	18.30	14.66	15.38	15.23	15.85		
		Cumulative time (s)	168.41	153.29	137.86	122.37	107.62	94.02	79.42	61.12	46.46	31.08	15.85	3:23.31	
		Speed (m/s)	13.23	12.96	12.91	13.56	14.71	13.70	10.93	13.64	13.00	13.13	12.62	12.79	
		Stride length (m)	5.62	5.47	5.53	5.77	5.99	5.68	4.80	5.61	5.46	5.50	5.53	5.49	
		Stride duration (s)	0.425	0.422	0.428	0.425	0.407	0.415	0.439	0.411	0.420	0.419	0.438	0.429	
		Stride efficiency (%)	49.43	46.79	47.71	52.00	56.05	50.44	35.97	49.24	46.60	47.25	47.77	47.08	
		Stride count	35.56	36.55	36.19	34.67	33.39	35.20	41.69	35.63	36.62	36.37	36.17	473.70	



Note: Horizontal distance axis grid lines are 200m furlongs.

Disclaimer.

HRNZ and NZMTC and Thoroughbred Ratings Pty Ltd accepts no responsibility for the completeness or accuracy of any of the information contained herein, and makes no representations about its suitability for any particular purpose. Users should make their own judgements about those matters and/or seek independent advice. You assume all risks associated with use of the data provided on this page.



Race Results



October 06, 2017, Race 5, YALDHURST HOTEL CANTERBURY PARK TROTTING CUP (HANDICAP), Distance 2600m, Addington - Survey 3200m

Result	TAB no.	Horse (Barrier)	2600 to	2400m to
13th	13	Wilma's Mate (1)	2400m	2200m
		Position in running (margin)	-	13(23.6)
		Sectional time (s)	20.69	17.27
		Cumulative time (s)	205.75	185.06
		Speed (m/s)	9.67	11.58
		Stride length (m)	5.19	5.38
		Stride duration (s)	0.462	0.464
		Stride efficiency (%)	42.02	45.22
		Stride count	38.57	37.18

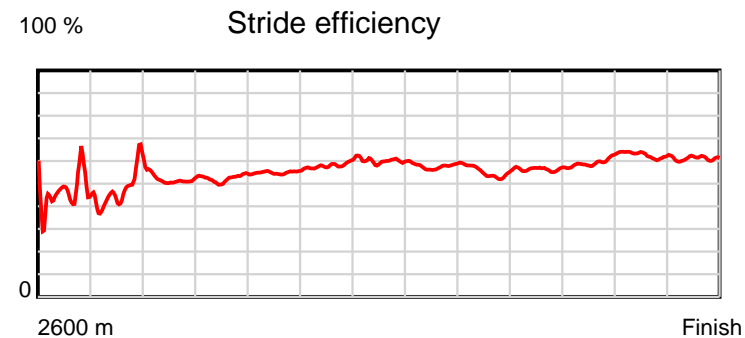
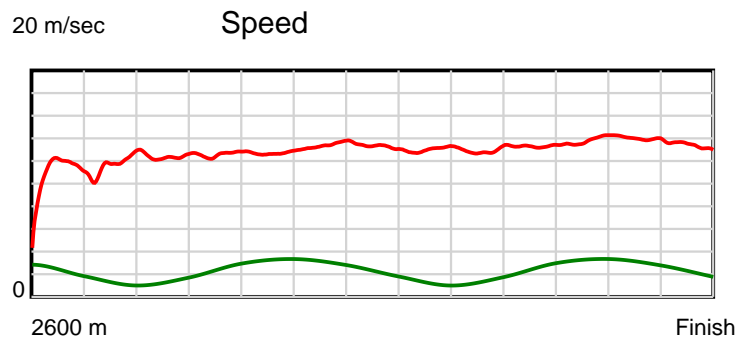
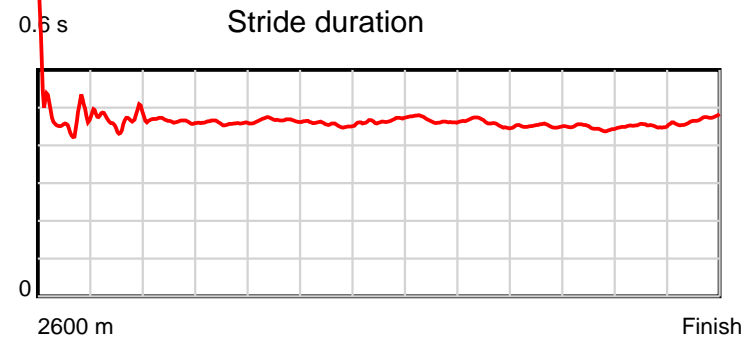
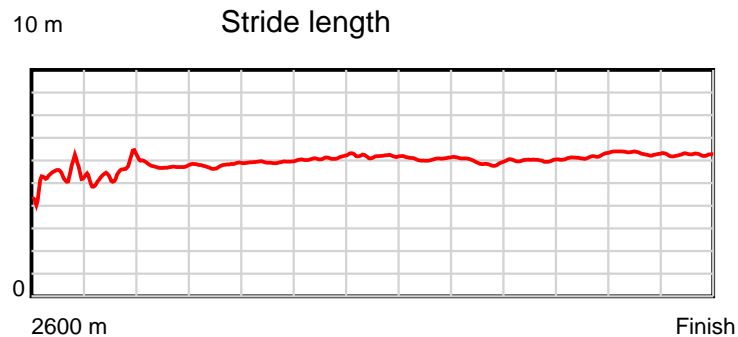
Disclaimer.

HRNZ and NZMTC and Thoroughbred Ratings Pty Ltd accepts no responsibility for the completeness or accuracy of any of the information contained herein, and makes no representations about its suitability for any particular purpose. Users should make their own judgements about those matters and/or seek independent advice. You assume all risks associated with use of the data provided on this page.

Race Results

October 06, 2017, Race 5, YALDHURST HOTEL CANTERBURY PARK TROTTING CUP (HANDICAP), Distance 2600m, Addington - Survey 3200m

Result	TAB no.	Horse (Barrier)	2200m to	2000m to	1800m to	1600m to	1400m to	1200m to	1000m to	800m to	600m to	400m to	200m to	Total or	Margin
13th	13	Wilma's Mate (1)	2000m	1800m	1600m	1400m	1200m	1000m	800m	600m	400m	200m	WP	Average	
		Position in running (margin)	13(43.3)	13(49.4)	13(53.2)	13(50.7)	13(47.7)	13(49.6)	13(51.4)	13(52.7)	13(54.1)	13(50.4)	13(50.5)		51.60
		Sectional time (s)	16.16	16.03	15.92	15.05	15.16	15.38	15.39	15.03	14.58	14.30	14.79		
		Cumulative time (s)	167.79	151.63	135.60	119.68	104.63	89.47	74.09	58.70	43.67	29.09	14.79	3:25.75	
		Speed (m/s)	12.38	12.48	12.56	13.29	13.19	13.00	13.00	13.31	13.72	13.99	13.52	12.64	
		Stride length (m)	5.75	5.73	5.86	6.06	6.14	6.07	5.97	6.02	6.12	6.31	6.32	5.90	
		Stride duration (s)	0.465	0.459	0.467	0.456	0.465	0.467	0.459	0.452	0.447	0.451	0.468	0.467	
		Stride efficiency (%)	51.71	51.33	53.74	57.37	58.94	57.62	55.65	56.54	58.62	62.29	62.51	54.38	
		Stride count	34.77	34.90	34.10	33.01	32.56	32.94	33.51	33.25	32.65	31.68	31.62	440.74	



Note: Horizontal distance axis grid lines are 200m furlongs.

Disclaimer.

HRNZ and NZMTC and Thoroughbred Ratings Pty Ltd accepts no responsibility for the completeness or accuracy of any of the information contained herein, and makes no representations about its suitability for any particular purpose. Users should make their own judgements about those matters and/or seek independent advice. You assume all risks associated with use of the data provided on this page.