



Race Results

NZ Metropolitan Trotting Club Inc, HRNZ, October 06, 2017

Compilation date: October 6, 2017, 8:30:09 PM (NZDT)

Copyright © 2017 HRNZ and NZMTC. All rights reserved.

Trademarks.

StrideMASTER is a registered trademark of Thoroughbred Ratings Pty Ltd.

Disclaimer.

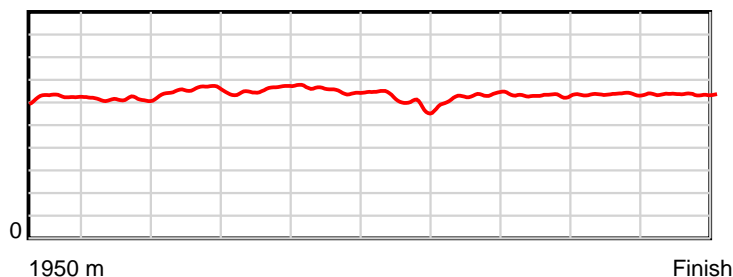
HRNZ and NZMTC and Thoroughbred Ratings Pty Ltd accepts no responsibility for the completeness or accuracy of any of the information contained herein, and makes no representations about its suitability for any particular purpose. Users should make their own judgements about those matters and/or seek independent advice. You assume all risks associated with use of the data provided on this page.

Race Results

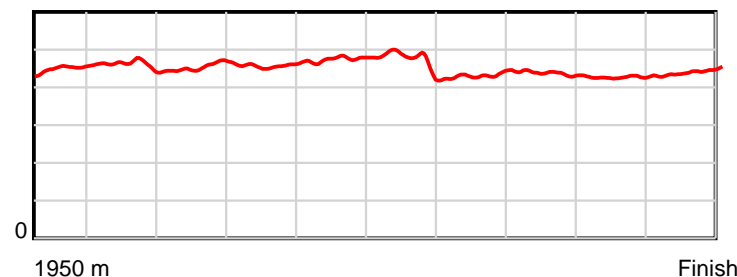
October 06, 2017, Race 6, NRM SIRE'S STAKES SERIES No.34 (HEAT 2) MOBILE PACE, Distance 1950m, Addington - Survey 1950m

Result	TAB no.	Horse (Barrier)	1950 to	1800m to	1600m to	1400m to	1200m to	1000m to	800m to	600m to	400m to	200m to	Total or	Margin
1st	8	Pat's Delight (6)	1800m	1600m	1400m	1200m	1000m	800m	600m	400m	200m	WP	Average	
		Position in running (margin)	-	8(7.0)	8(14.9)	8(7.9)	7(8.7)	6(6.6)	4(2.0)	1(0.0)	1(0.0)	1(0.0)		0.00
		Sectional time (s)	10.98	15.56	14.09	14.00	15.07	15.74	13.87	13.93	13.61	13.95		
		Cumulative time (s)	140.80	129.82	114.26	100.17	86.17	71.10	55.36	41.49	27.56	13.95	2:20.80	
		Speed (m/s)	13.67	12.85	14.19	14.29	13.27	12.71	14.42	14.36	14.70	14.34	13.85	
		Stride length (m)	6.26	5.92	6.46	6.53	6.30	5.97	6.24	6.27	6.27	6.33	6.25	
		Stride duration (s)	0.452	0.461	0.455	0.457	0.475	0.470	0.433	0.437	0.427	0.441	0.451	
		Stride efficiency (%)	61.19	54.72	65.18	66.69	62.11	55.68	60.82	61.45	61.51	62.63	61.04	
		Stride count	23.97	33.80	30.97	30.62	31.72	33.51	32.06	31.89	31.88	31.59	312.01	

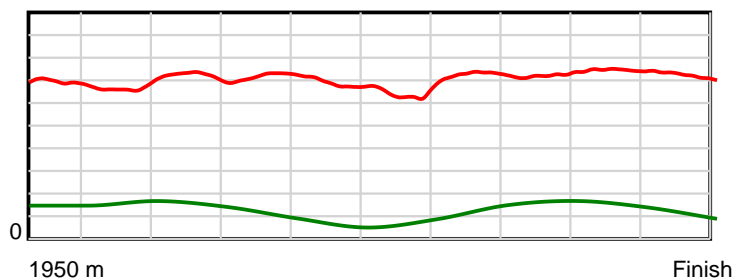
10 m Stride length



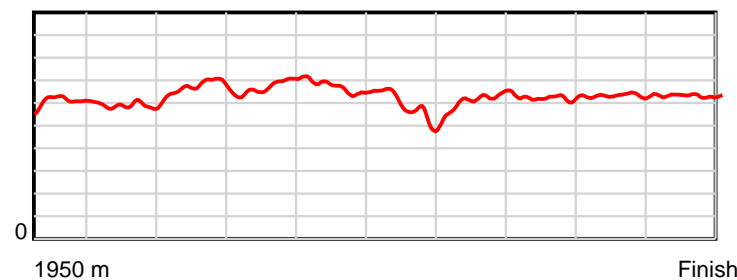
0.6 s Stride duration



20 m/sec Speed



100 % Stride efficiency



Note: Horizontal distance axis grid lines are 200m furlongs.

Disclaimer.

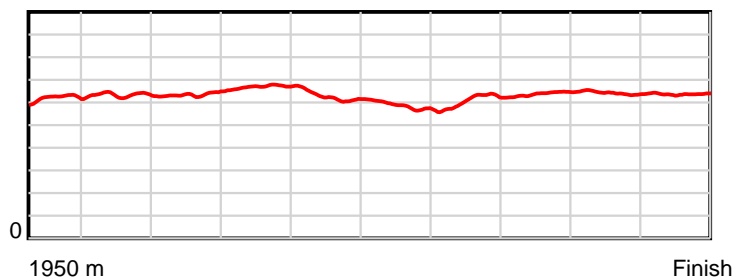
HRNZ and NZMTC and Thoroughbred Ratings Pty Ltd accepts no responsibility for the completeness or accuracy of any of the information contained herein, and makes no representations about its suitability for any particular purpose. Users should make their own judgements about those matters and/or seek independent advice. You assume all risks associated with use of the data provided on this page.

Race Results

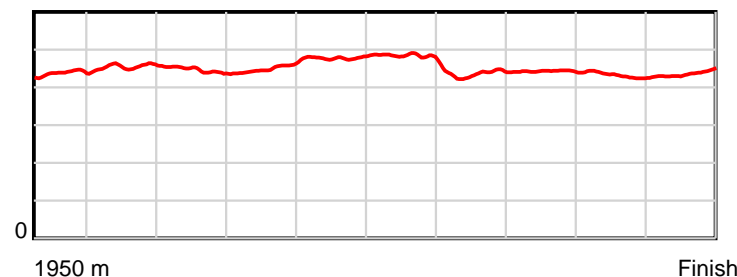
October 06, 2017, Race 6, NRM SIRE'S STAKES SERIES No.34 (HEAT 2) MOBILE PACE, Distance 1950m, Addington - Survey 1950m

Result	TAB no.	Horse (Barrier)	1950 to	1800m to	1600m to	1400m to	1200m to	1000m to	800m to	600m to	400m to	200m to	Total or	Margin
2nd	5	The Devils Own (3)	1800m	1600m	1400m	1200m	1000m	800m	600m	400m	200m	WP	Average	
		Position in running (margin)	-	5(5.2)	5(7.9)	3(1.8)	1(0.0)	1(0.0)	1(0.0)	2(1.1)	2(2.0)	2(2.3)		1.20
		Sectional time (s)	10.71	14.70	14.25	13.57	15.42	16.51	14.37	14.09	13.65	13.74		
		Cumulative time (s)	141.01	130.30	115.60	101.35	87.78	72.36	55.85	41.48	27.39	13.74	2:21.01	
		Speed (m/s)	14.01	13.61	14.04	14.74	12.97	12.11	13.92	14.19	14.65	14.56	13.83	
		Stride length (m)	6.23	6.20	6.26	6.64	6.20	5.85	6.06	6.28	6.33	6.37	6.24	
		Stride duration (s)	0.439	0.456	0.446	0.451	0.478	0.483	0.436	0.443	0.432	0.438	0.451	
		Stride efficiency (%)	60.59	60.00	61.16	68.98	60.15	53.42	57.38	61.69	62.58	63.40	60.76	
		Stride count	24.09	32.28	31.97	30.10	32.24	34.21	33.00	31.83	31.61	31.40	312.73	

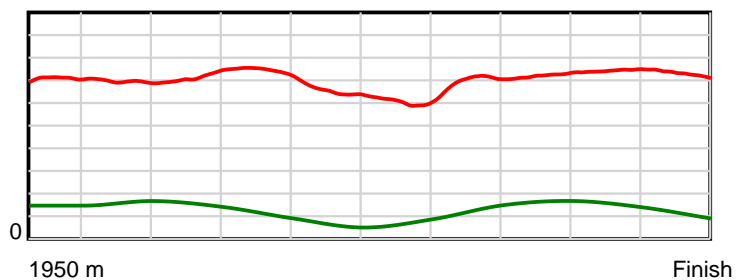
10 m Stride length



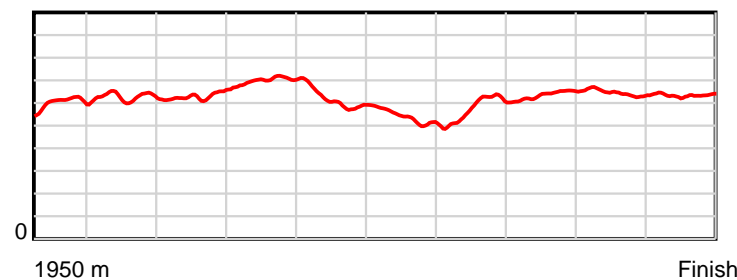
0.6 s Stride duration



20 m/sec Speed



100 % Stride efficiency



Note: Horizontal distance axis grid lines are 200m furlongs.

Disclaimer.

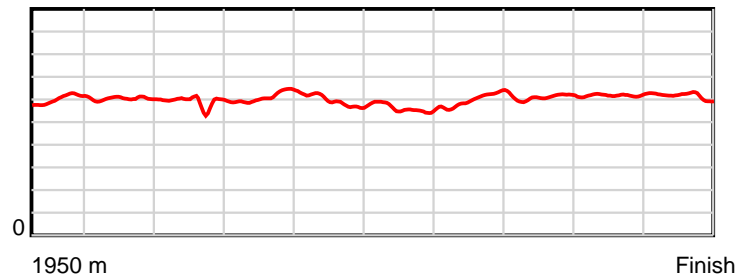
HRNZ and NZMTC and Thoroughbred Ratings Pty Ltd accepts no responsibility for the completeness or accuracy of any of the information contained herein, and makes no representations about its suitability for any particular purpose. Users should make their own judgements about those matters and/or seek independent advice. You assume all risks associated with use of the data provided on this page.

Race Results

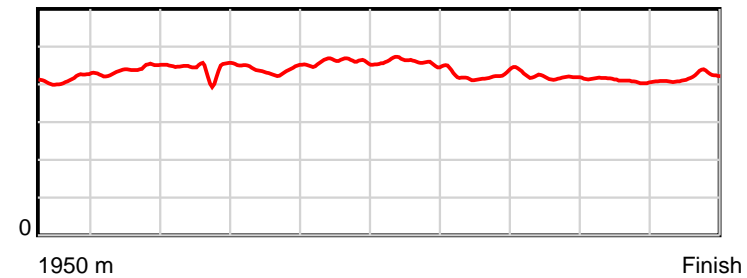
October 06, 2017, Race 6, NRM SIRE'S STAKES SERIES No.34 (HEAT 2) MOBILE PACE, Distance 1950m, Addington - Survey 1950m

Result	TAB no.	Horse (Barrier)	1950 to	1800m to	1600m to	1400m to	1200m to	1000m to	800m to	600m to	400m to	200m to	Total or	Margin
3rd	3	Sheriff (2)	1800m	1600m	1400m	1200m	1000m	800m	600m	400m	200m	WP	Average	
		Position in running (margin)	-	3(3.9)	4(7.0)	5(5.3)	6(8.2)	8(8.2)	8(8.0)	8(7.2)	7(7.0)	4(4.5)		2.80
		Sectional time (s)	10.49	14.77	14.97	14.36	15.42	16.47	14.07	13.90	13.19	13.67		
		Cumulative time (s)	141.31	130.82	116.05	101.08	86.72	71.30	54.83	40.76	26.86	13.67	2:21.31	
		Speed (m/s)	14.30	13.54	13.36	13.93	12.97	12.14	14.21	14.39	15.16	14.63	13.80	
		Stride length (m)	6.00	5.94	5.89	6.12	5.97	5.58	6.03	6.04	6.22	6.13	5.99	
		Stride duration (s)	0.414	0.439	0.441	0.440	0.460	0.459	0.424	0.420	0.410	0.419	0.434	
		Stride efficiency (%)	56.16	55.12	54.15	58.62	55.64	48.61	56.81	56.94	60.41	58.71	55.98	
		Stride count	25.02	33.68	33.97	32.65	33.52	35.86	33.17	33.13	32.17	32.63	325.80	

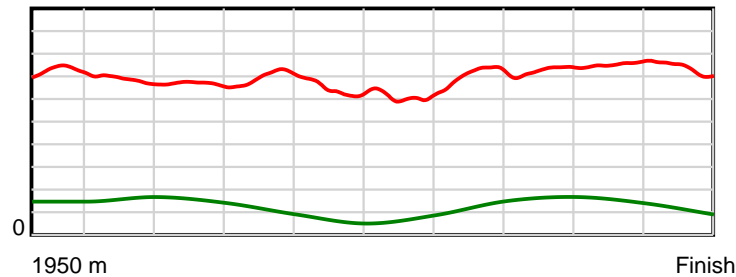
10 m Stride length



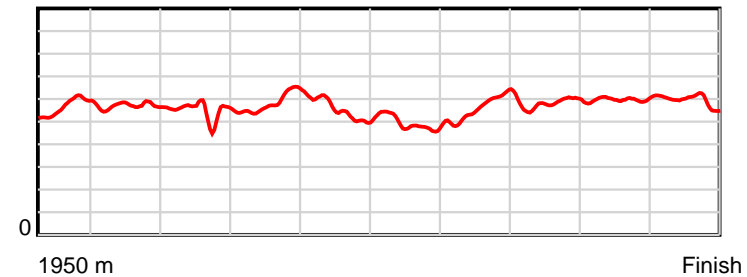
0.6 s Stride duration



20 m/sec Speed



100 % Stride efficiency



Note: Horizontal distance axis grid lines are 200m furlongs.

Disclaimer.

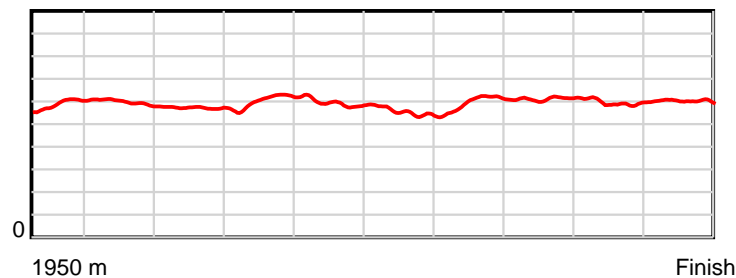
HRNZ and NZMTC and Thoroughbred Ratings Pty Ltd accepts no responsibility for the completeness or accuracy of any of the information contained herein, and makes no representations about its suitability for any particular purpose. Users should make their own judgements about those matters and/or seek independent advice. You assume all risks associated with use of the data provided on this page.

Race Results

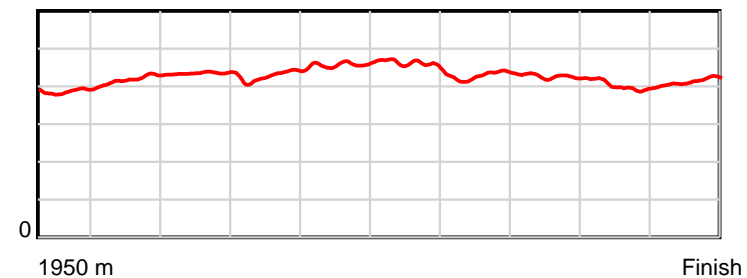
October 06, 2017, Race 6, NRM SIRE'S STAKES SERIES No.34 (HEAT 2) MOBILE PACE, Distance 1950m, Addington - Survey 1950m

Result	TAB no.	Horse (Barrier)	1950 to	1800m to	1600m to	1400m to	1200m to	1000m to	800m to	600m to	400m to	200m to	Total or	Margin
4th	7	Aloka (5)	1800m	1600m	1400m	1200m	1000m	800m	600m	400m	200m	WP	Average	
		Position in running (margin)	-	1(0.0)	1(0.0)	1(0.0)	2(2.1)	2(1.7)	3(1.8)	4(3.3)	4(4.0)	3(4.1)		3.00
		Sectional time (s)	9.87	14.25	15.26	14.23	15.34	16.53	14.44	14.04	13.63	13.75		
		Cumulative time (s)	141.34	131.47	117.22	101.96	87.73	72.39	55.86	41.42	27.38	13.75	2:21.34	
		Speed (m/s)	15.20	14.04	13.11	14.05	13.04	12.10	13.85	14.25	14.67	14.55	13.80	
		Stride length (m)	5.90	5.87	5.70	6.01	5.97	5.57	5.93	6.08	5.87	6.02	5.89	
		Stride duration (s)	0.386	0.419	0.435	0.428	0.458	0.461	0.428	0.427	0.400	0.414	0.427	
		Stride efficiency (%)	54.40	53.93	50.76	56.48	55.64	48.55	54.98	57.68	53.85	56.61	54.18	
		Stride count	25.42	34.04	35.09	33.27	33.52	35.88	33.72	32.92	34.07	33.23	331.16	

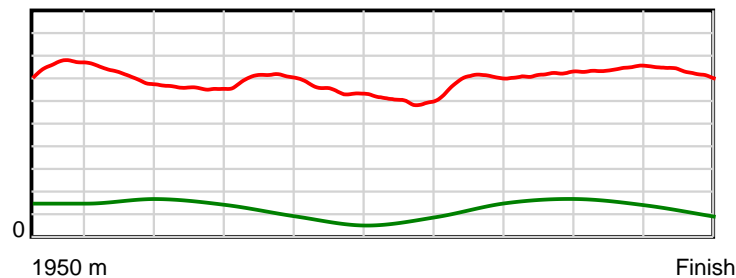
10 m Stride length



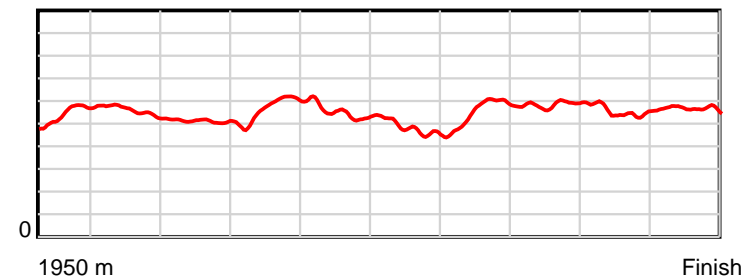
0.6 s Stride duration



20 m/sec Speed



100 % Stride efficiency



Note: Horizontal distance axis grid lines are 200m furlongs.

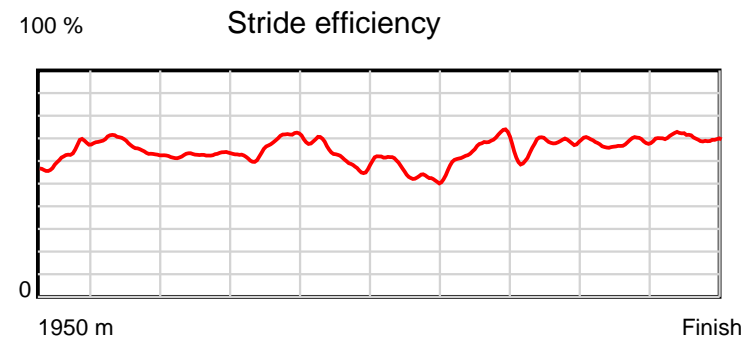
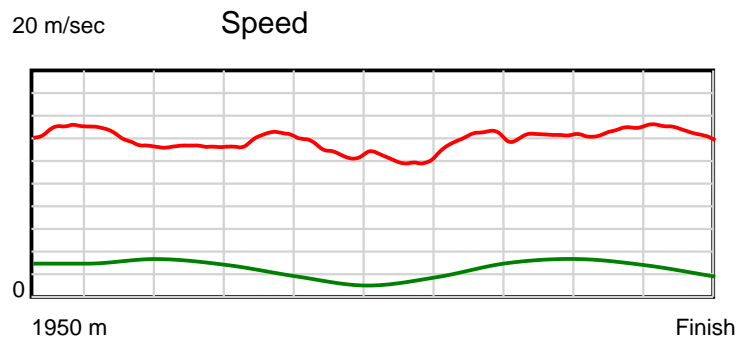
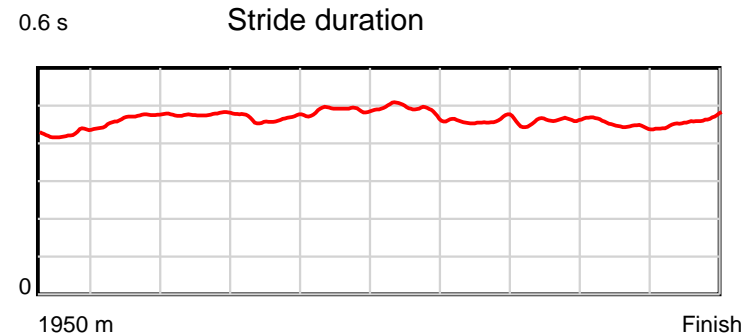
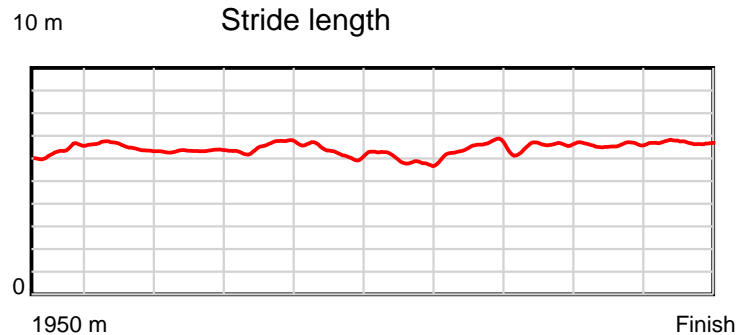
Disclaimer.

HRNZ and NZMTC and Thoroughbred Ratings Pty Ltd accepts no responsibility for the completeness or accuracy of any of the information contained herein, and makes no representations about its suitability for any particular purpose. Users should make their own judgements about those matters and/or seek independent advice. You assume all risks associated with use of the data provided on this page.

Race Results

October 06, 2017, Race 6, NRM SIRE'S STAKES SERIES No.34 (HEAT 2) MOBILE PACE, Distance 1950m, Addington - Survey 1950m

Result	TAB no.	Horse (Barrier)	1950 to 1800m	1800m to 1600m	1600m to 1400m	1400m to 1200m	1200m to 1000m	1000m to 800m	800m to 600m	600m to 400m	400m to 200m	200m to WP	Total or Average	Margin
5th	10	Cullenburn (7)												
		Position in running (margin)	-	4(3.9)	3(5.1)	4(3.4)	4(6.0)	5(6.6)	6(5.4)	6(5.1)	6(6.8)	5(8.1)		6.00
		Sectional time (s)	10.49	14.44	14.99	14.30	15.51	16.32	14.14	14.22	13.83	13.64		
		Cumulative time (s)	141.88	131.39	116.95	101.96	87.66	72.15	55.83	41.69	27.47	13.64	2:21.88	
		Speed (m/s)	14.30	13.85	13.34	13.99	12.89	12.25	14.14	14.06	14.46	14.66	13.74	
		Stride length (m)	6.36	6.46	6.36	6.52	6.30	6.01	6.52	6.45	6.49	6.76	6.42	
		Stride duration (s)	0.426	0.466	0.477	0.466	0.489	0.490	0.461	0.459	0.449	0.461	0.467	
		Stride efficiency (%)	63.20	65.15	63.29	66.34	62.02	56.48	66.46	65.07	65.90	71.31	64.39	
		Stride count	23.59	30.98	31.43	30.70	31.75	33.27	30.67	30.99	30.80	29.61	303.79	



Note: Horizontal distance axis grid lines are 200m furlongs.

Disclaimer.

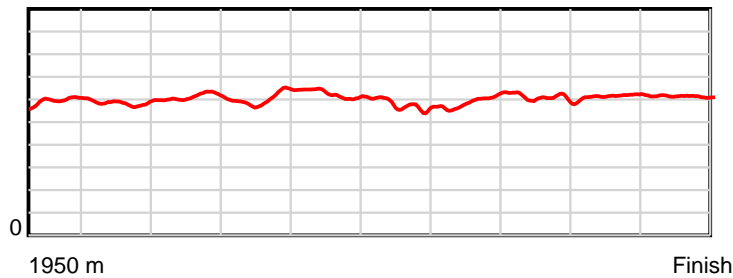
HRNZ and NZMTC and Thoroughbred Ratings Pty Ltd accepts no responsibility for the completeness or accuracy of any of the information contained herein, and makes no representations about its suitability for any particular purpose. Users should make their own judgements about those matters and/or seek independent advice. You assume all risks associated with use of the data provided on this page.

Race Results

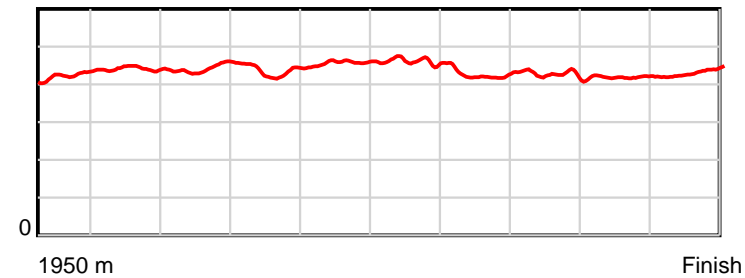
October 06, 2017, Race 6, NRM SIRE'S STAKES SERIES No.34 (HEAT 2) MOBILE PACE, Distance 1950m, Addington - Survey 1950m

Result	TAB no.	Horse (Barrier)	1950 to	1800m to	1600m to	1400m to	1200m to	1000m to	800m to	600m to	400m to	200m to	Total or	Margin
6th	6	Tuapeka Trick (4)	1800m	1600m	1400m	1200m	1000m	800m	600m	400m	200m	WP	Average	
		Position in running (margin)	-	6(5.9)	7(12.8)	7(7.1)	8(10.6)	7(7.5)	7(5.6)	7(6.5)	8(9.1)	8(8.8)		8.90
		Sectional time (s)	10.91	15.40	14.32	14.44	14.90	16.20	14.35	14.35	13.56	13.97		
		Cumulative time (s)	142.40	131.49	116.09	101.77	87.33	72.43	56.23	41.88	27.53	13.97	2:22.40	
		Speed (m/s)	13.75	12.99	13.97	13.85	13.42	12.35	13.94	13.94	14.75	14.32	13.69	
		Stride length (m)	6.00	5.72	6.18	6.06	6.13	5.68	5.93	5.93	6.19	6.19	6.00	
		Stride duration (s)	0.424	0.441	0.442	0.437	0.457	0.460	0.425	0.426	0.419	0.433	0.438	
		Stride efficiency (%)	56.23	51.21	59.61	57.33	58.78	50.44	54.94	54.96	59.79	59.96	56.18	
		Stride count	25.00	34.94	32.38	33.02	32.61	35.20	33.73	33.72	32.33	32.29	325.22	

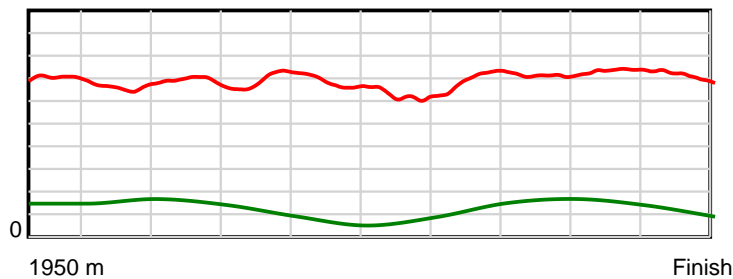
10 m Stride length



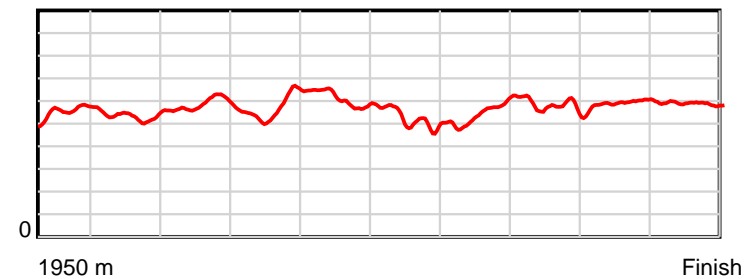
0.6 s Stride duration



20 m/sec Speed



100 % Stride efficiency



Note: Horizontal distance axis grid lines are 200m furlongs.

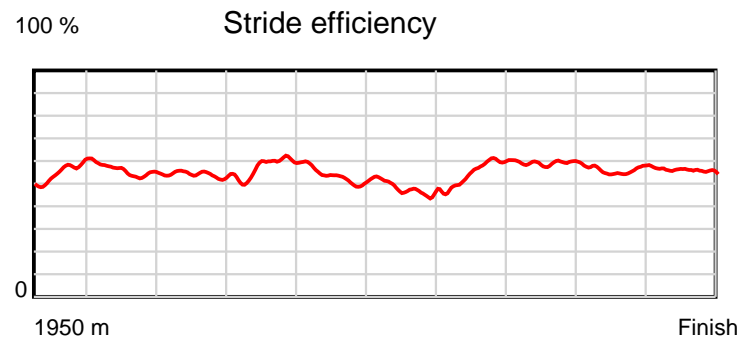
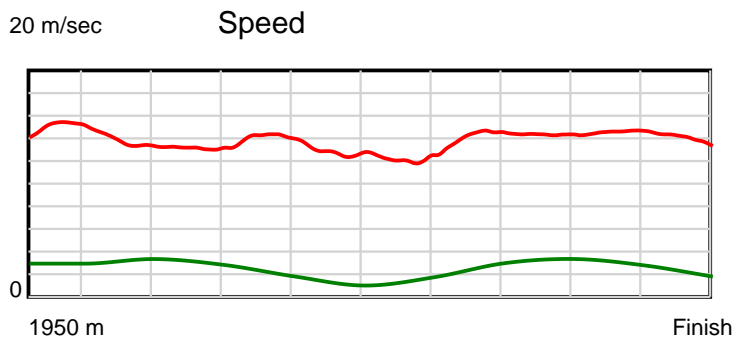
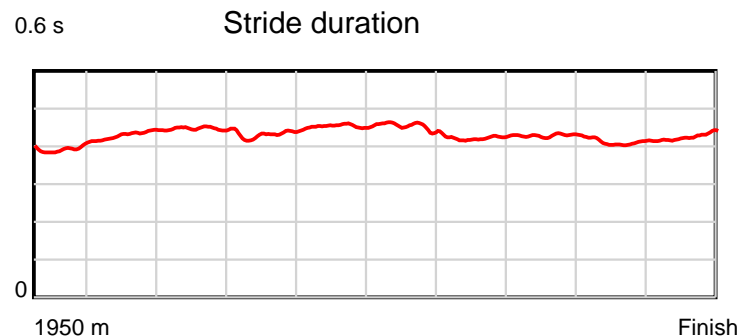
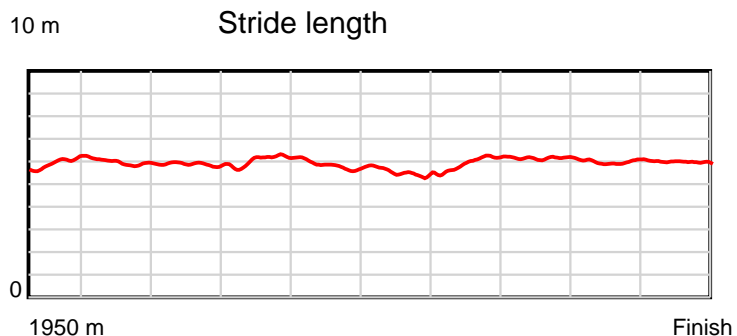
Disclaimer.

HRNZ and NZMTC and Thoroughbred Ratings Pty Ltd accepts no responsibility for the completeness or accuracy of any of the information contained herein, and makes no representations about its suitability for any particular purpose. Users should make their own judgements about those matters and/or seek independent advice. You assume all risks associated with use of the data provided on this page.

Race Results

October 06, 2017, Race 6, NRM SIRE'S STAKES SERIES No.34 (HEAT 2) MOBILE PACE, Distance 1950m, Addington - Survey 1950m

Result	TAB no.	Horse (Barrier)	1950 to	1800m to	1600m to	1400m to	1200m to	1000m to	800m to	600m to	400m to	200m to	Total or	Margin
7th	2	Hail Christian (1)	1800m	1600m	1400m	1200m	1000m	800m	600m	400m	200m	WP	Average	
		Position in running (margin)	-	2(0.3)	2(1.9)	2(1.8)	3(3.9)	4(4.3)	5(3.5)	5(3.8)	5(5.2)	6(8.5)		9.60
		Sectional time (s)	9.82	14.52	15.24	14.23	15.48	16.38	14.24	14.16	14.16	14.31		
		Cumulative time (s)	142.54	132.72	118.20	102.96	88.73	73.25	56.87	42.63	28.47	14.31	2:22.54	
		Speed (m/s)	15.28	13.77	13.12	14.05	12.92	12.21	14.04	14.12	14.12	13.98	13.68	
		Stride length (m)	5.98	5.93	5.86	6.07	5.85	5.53	5.92	6.05	5.81	5.95	5.89	
		Stride duration (s)	0.393	0.430	0.447	0.432	0.453	0.453	0.422	0.429	0.411	0.426	0.431	
		Stride efficiency (%)	55.95	54.97	53.66	57.59	53.47	47.81	54.81	57.25	52.77	55.39	54.22	
		Stride count	25.07	33.72	34.13	32.95	34.19	36.16	33.77	33.04	34.42	33.59	331.04	



Note: Horizontal distance axis grid lines are 200m furlongs.

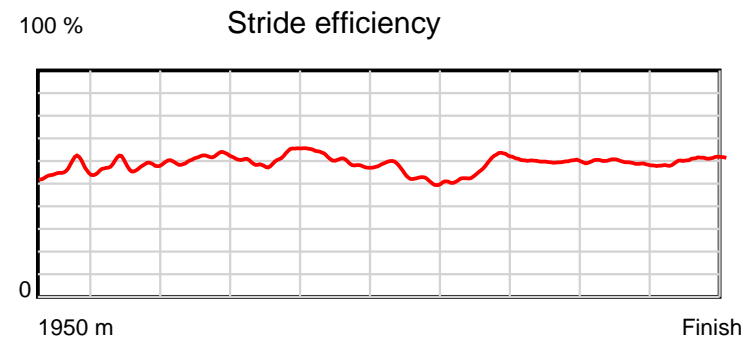
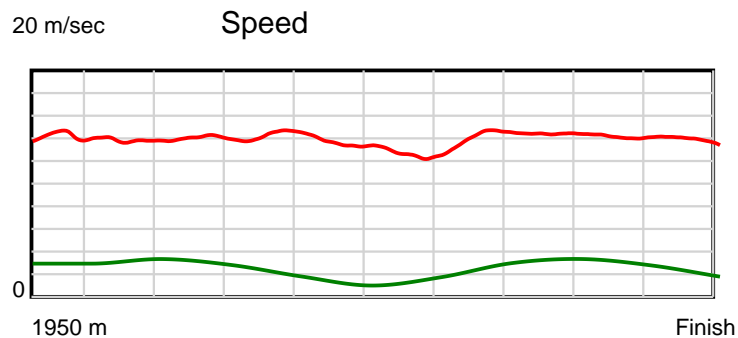
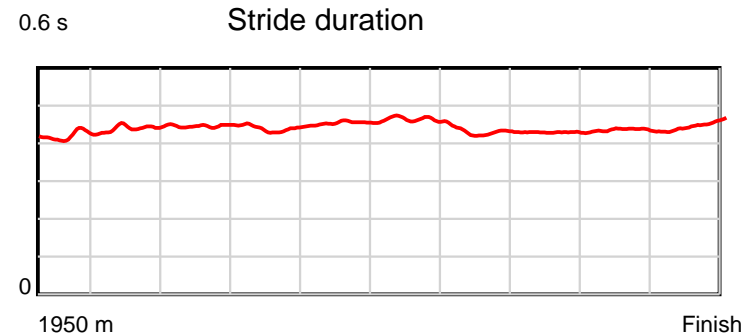
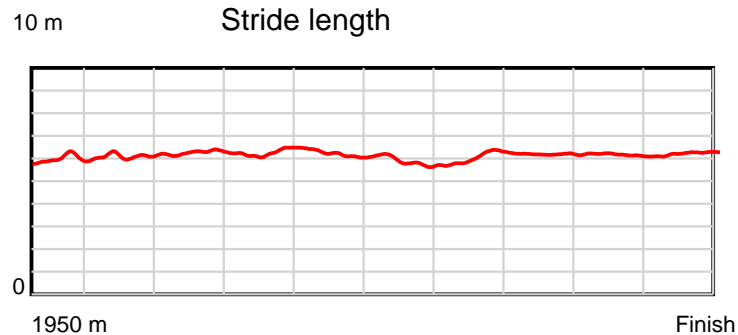
Disclaimer.

HRNZ and NZMTC and Thoroughbred Ratings Pty Ltd accepts no responsibility for the completeness or accuracy of any of the information contained herein, and makes no representations about its suitability for any particular purpose. Users should make their own judgements about those matters and/or seek independent advice. You assume all risks associated with use of the data provided on this page.

Race Results

October 06, 2017, Race 6, NRM SIRE'S STAKES SERIES No.34 (HEAT 2) MOBILE PACE, Distance 1950m, Addington - Survey 1950m

Result	TAB no.	Horse (Barrier)	1950 to	1800m to	1600m to	1400m to	1200m to	1000m to	800m to	600m to	400m to	200m to	Total or	Margin
8th	11	Star Commander (8)	1800m	1600m	1400m	1200m	1000m	800m	600m	400m	200m	WP	Average	
		Position in running (margin)	-	7(6.9)	6(9.9)	6(5.5)	5(6.9)	3(3.8)	2(1.2)	3(1.5)	3(3.2)	7(8.6)		10.60
		Sectional time (s)	10.99	14.74	14.54	14.10	14.90	16.08	14.24	14.21	14.51	14.40		
		Cumulative time (s)	142.71	131.72	116.98	102.44	88.34	73.44	57.36	43.12	28.91	14.40	2:22.71	
		Speed (m/s)	13.65	13.57	13.76	14.18	13.42	12.44	14.04	14.07	13.78	13.89	13.66	
		Stride length (m)	5.97	5.97	6.14	6.24	6.09	5.77	6.04	6.04	6.00	6.23	6.05	
		Stride duration (s)	0.421	0.440	0.446	0.440	0.454	0.464	0.430	0.429	0.435	0.449	0.443	
		Stride efficiency (%)	55.67	55.60	58.89	60.75	57.96	52.03	57.00	56.96	56.34	60.74	57.15	
		Stride count	25.13	33.53	32.58	32.08	32.84	34.66	33.12	33.13	33.31	32.08	322.46	



Note: Horizontal distance axis grid lines are 200m furlongs.

Disclaimer.

HRNZ and NZMTC and Thoroughbred Ratings Pty Ltd accepts no responsibility for the completeness or accuracy of any of the information contained herein, and makes no representations about its suitability for any particular purpose. Users should make their own judgements about those matters and/or seek independent advice. You assume all risks associated with use of the data provided on this page.