



Race Results

NZ Metropolitan Trotting Club Inc, HRNZ, October 20, 2017

Compilation date: October 20, 2017, 7:50:28 PM (NZDT)

Copyright © 2017 HRNZ and NZMTC. All rights reserved.

Trademarks.

StrideMASTER is a registered trademark of Thoroughbred Ratings Pty Ltd.

Disclaimer.

HRNZ and NZMTC and Thoroughbred Ratings Pty Ltd accepts no responsibility for the completeness or accuracy of any of the information contained herein, and makes no representations about its suitability for any particular purpose. Users should make their own judgements about those matters and/or seek independent advice. You assume all risks associated with use of the data provided on this page.



Race Results



October 20, 2017, Race 5, , Distance 2600m, Addington - Survey 3200m

Result	TAB no.	Horse (Barrier)	2600 to	2400m to
1st	11	Don Domingo (6)	2400m	2200m
		Position in running (margin)	-	9(8.7)
		Sectional time (s)	18.33	14.71
		Cumulative time (s)	197.00	178.67
		Speed (m/s)	10.91	13.60
		Stride length (m)	5.78	6.00
		Stride duration (s)	0.435	0.441
		Stride efficiency (%)	52.25	56.21
		Stride count	34.59	33.35

Disclaimer.

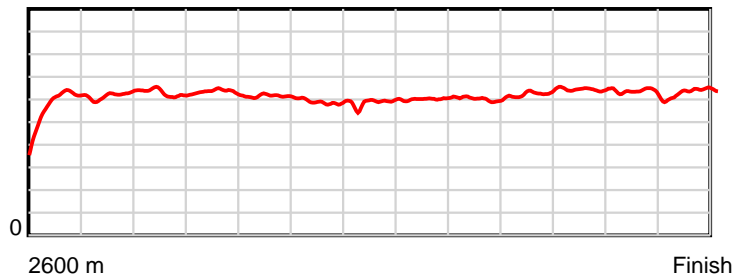
HRNZ and NZMTC and Thoroughbred Ratings Pty Ltd accepts no responsibility for the completeness or accuracy of any of the information contained herein, and makes no representations about its suitability for any particular purpose. Users should make their own judgements about those matters and/or seek independent advice. You assume all risks associated with use of the data provided on this page.

Race Results

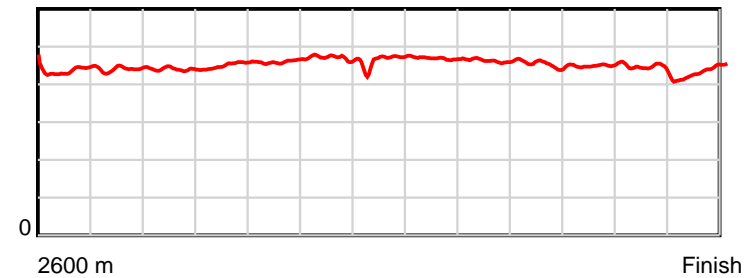
October 20, 2017, Race 5, , Distance 2600m, Addington - Survey 3200m

Result	TAB no.	Horse (Barrier)	2200m to	2000m to	1800m to	1600m to	1400m to	1200m to	1000m to	800m to	600m to	400m to	200m to	Total or	Margin
1st	11	Don Domingo (6)	2000m	1800m	1600m	1400m	1200m	1000m	800m	600m	400m	200m	WP	Average	
		Position in running (margin)	9(11.9)	9(13.0)	9(13.7)	9(9.5)	8(8.2)	7(6.0)	6(5.3)	6(4.7)	5(3.4)	5(3.4)	5(1.8)		0.00
		Sectional time (s)	14.47	14.31	15.47	16.35	15.66	15.67	15.56	14.24	14.19	14.21	13.83		
		Cumulative time (s)	163.96	149.49	135.18	119.71	103.36	87.70	72.03	56.47	42.23	28.04	13.83	3:17.00	
		Speed (m/s)	13.82	13.98	12.93	12.23	12.77	12.76	12.85	14.04	14.09	14.07	14.46	13.20	
		Stride length (m)	6.07	6.31	5.95	5.76	5.92	5.98	5.95	6.35	6.35	6.16	6.32	6.06	
		Stride duration (s)	0.439	0.451	0.460	0.471	0.464	0.468	0.463	0.452	0.451	0.438	0.437	0.459	
		Stride efficiency (%)	57.63	62.21	55.33	51.80	54.79	55.81	55.33	63.07	63.00	59.32	62.43	57.44	
		Stride count	32.93	31.70	33.61	34.74	33.78	33.47	33.61	31.48	31.50	32.46	31.64	428.86	

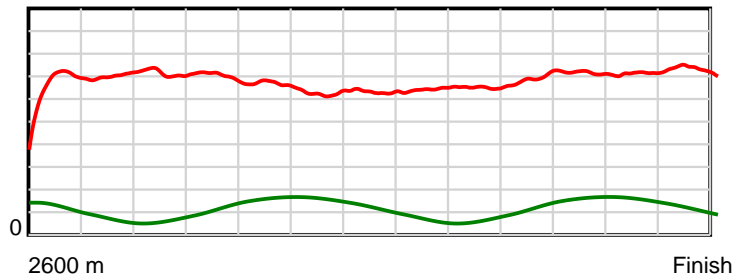
10 m Stride length



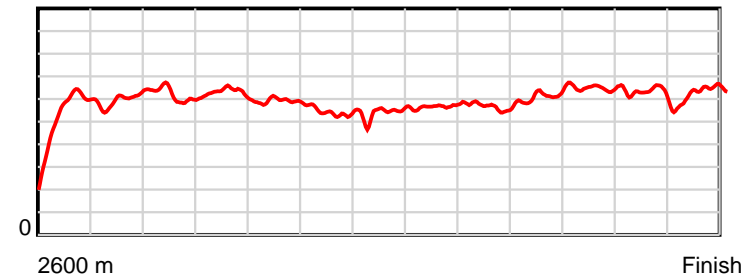
0.6 s Stride duration



20 m/sec Speed



100 % Stride efficiency



Note: Horizontal distance axis grid lines are 200m furlongs.

Disclaimer.

HRNZ and NZMTC and Thoroughbred Ratings Pty Ltd accepts no responsibility for the completeness or accuracy of any of the information contained herein, and makes no representations about its suitability for any particular purpose. Users should make their own judgements about those matters and/or seek independent advice. You assume all risks associated with use of the data provided on this page.



Race Results



October 20, 2017, Race 5, , Distance 2600m, Addington - Survey 3200m

Result	TAB no.	Horse (Barrier)	2600 to	2400m to
2nd	10	Pay Me Visa (3)	2400m	2200m
		Position in running (margin)	-	10(9.1)
		Sectional time (s)	18.43	14.72
		Cumulative time (s)	197.20	178.77
		Speed (m/s)	10.85	13.59
		Stride length (m)	5.60	5.96
		Stride duration (s)	0.423	0.439
		Stride efficiency (%)	48.94	55.60
		Stride count	35.74	33.53

Disclaimer.

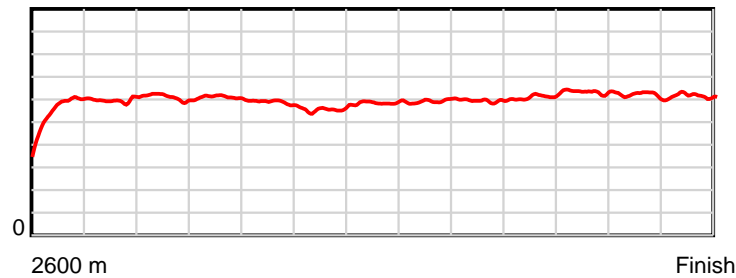
HRNZ and NZMTC and Thoroughbred Ratings Pty Ltd accepts no responsibility for the completeness or accuracy of any of the information contained herein, and makes no representations about its suitability for any particular purpose. Users should make their own judgements about those matters and/or seek independent advice. You assume all risks associated with use of the data provided on this page.

Race Results

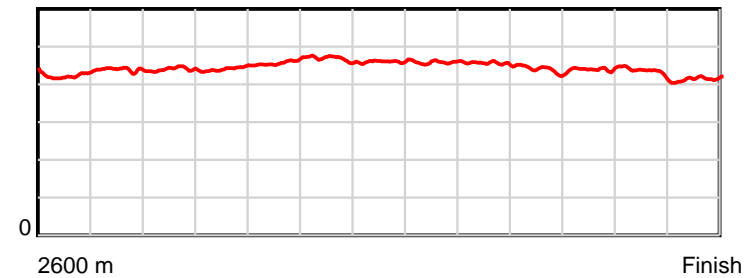
October 20, 2017, Race 5, , Distance 2600m, Addington - Survey 3200m

Result	TAB no.	Horse (Barrier)	2200m to	2000m to	1800m to	1600m to	1400m to	1200m to	1000m to	800m to	600m to	400m to	200m to	Total or	Margin
2nd	10	Pay Me Visa (3)	2000m	1800m	1600m	1400m	1200m	1000m	800m	600m	400m	200m	WP	Average	
		Position in running (margin)	10(12.3)	10(13.1)	10(14.4)	10(10.8)	11(11.8)	11(9.9)	10(9.0)	10(8.4)	9(6.9)	9(6.7)	9(4.6)		1.10
		Sectional time (s)	14.41	14.42	15.57	16.74	15.72	15.64	15.55	14.22	14.15	14.14	13.49		
		Cumulative time (s)	164.05	149.64	135.22	119.65	102.91	87.19	71.55	56.00	41.78	27.63	13.49	3:17.20	
		Speed (m/s)	13.88	13.87	12.85	11.95	12.72	12.79	12.86	14.06	14.13	14.14	14.83	13.18	
		Stride length (m)	6.11	6.12	5.88	5.60	5.86	5.86	5.86	6.17	6.23	6.10	6.16	5.95	
		Stride duration (s)	0.440	0.441	0.458	0.468	0.460	0.458	0.456	0.439	0.441	0.431	0.416	0.452	
		Stride efficiency (%)	58.26	58.45	54.03	48.93	53.58	53.67	53.71	59.50	60.69	58.16	59.35	55.41	
		Stride count	32.76	32.70	34.01	35.74	34.16	34.13	34.11	32.41	32.09	32.78	32.45	436.61	

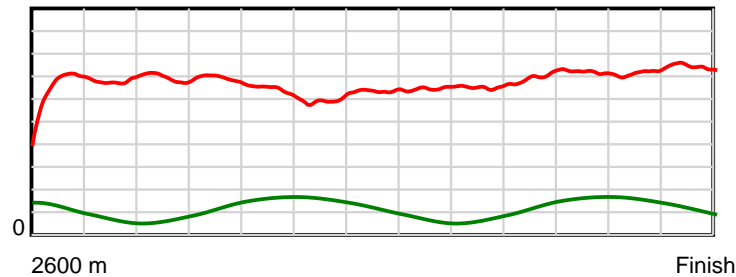
10 m Stride length



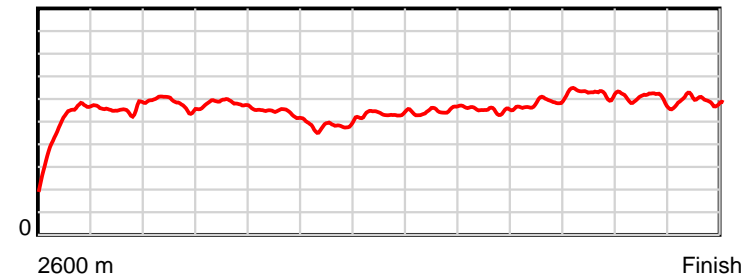
0.6 s Stride duration



20 m/sec Speed



100 % Stride efficiency



Note: Horizontal distance axis grid lines are 200m furlongs.

Disclaimer.

HRNZ and NZMTC and Thoroughbred Ratings Pty Ltd accepts no responsibility for the completeness or accuracy of any of the information contained herein, and makes no representations about its suitability for any particular purpose. Users should make their own judgements about those matters and/or seek independent advice. You assume all risks associated with use of the data provided on this page.



Race Results



October 20, 2017, Race 5, , Distance 2600m, Addington - Survey 3200m

Result	TAB no.	Horse (Barrier)	2600 to	2400m to
3rd	7	Petite's Blue ... (9)	2400m	2200m
		Position in running (margin)	-	2(0.2)
		Sectional time (s)	17.08	14.69
		Cumulative time (s)	197.23	180.15
		Speed (m/s)	11.71	13.61
		Stride length (m)	5.35	5.78
		Stride duration (s)	0.406	0.424
		Stride efficiency (%)	44.81	52.15
		Stride count	37.35	34.62

Disclaimer.

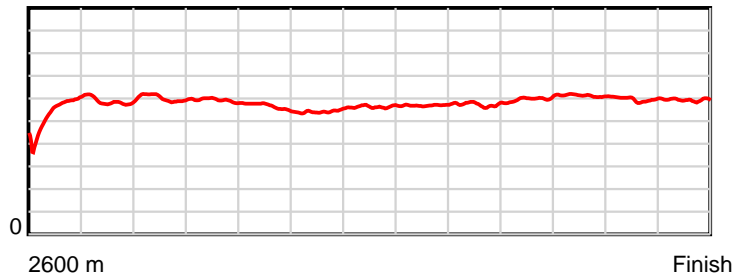
HRNZ and NZMTC and Thoroughbred Ratings Pty Ltd accepts no responsibility for the completeness or accuracy of any of the information contained herein, and makes no representations about its suitability for any particular purpose. Users should make their own judgements about those matters and/or seek independent advice. You assume all risks associated with use of the data provided on this page.

Race Results

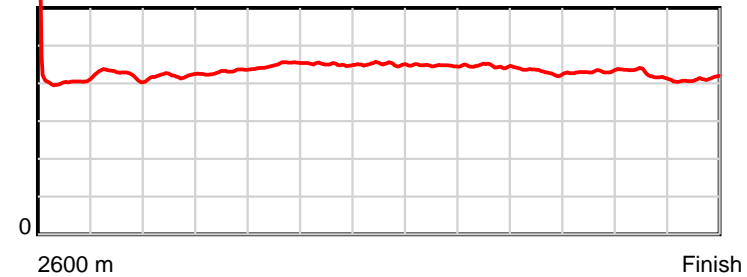
October 20, 2017, Race 5, , Distance 2600m, Addington - Survey 3200m

Result	TAB no.	Horse (Barrier)	2200m to	2000m to	1800m to	1600m to	1400m to	1200m to	1000m to	800m to	600m to	400m to	200m to	Total or	Margin
3rd	7	Petite's Blue ... (9)	2000m	1800m	1600m	1400m	1200m	1000m	800m	600m	400m	200m	WP	Average	
		Position in running (margin)	3(3.3)	3(2.2)	3(4.6)	3(3.7)	3(3.8)	4(3.9)	5(3.9)	5(3.7)	6(3.7)	6(4.0)	6(2.4)		1.30
		Sectional time (s)	14.10	14.61	16.01	16.59	16.06	15.79	15.61	14.47	14.24	14.20	13.78		
		Cumulative time (s)	165.46	151.36	136.75	120.74	104.15	88.09	72.30	56.69	42.22	27.98	13.78	3:17.23	
		Speed (m/s)	14.18	13.69	12.49	12.06	12.45	12.67	12.81	13.82	14.04	14.08	14.51	13.18	
		Stride length (m)	5.96	5.90	5.61	5.43	5.61	5.67	5.71	5.96	6.05	5.99	5.95	5.76	
		Stride duration (s)	0.420	0.431	0.449	0.451	0.450	0.447	0.446	0.431	0.431	0.426	0.410	0.437	
		Stride efficiency (%)	55.57	54.44	49.20	46.11	49.15	50.18	50.96	55.53	57.20	56.12	55.33	51.84	
		Stride count	33.54	33.88	35.64	36.82	35.66	35.29	35.02	33.55	33.06	33.37	33.61	451.41	

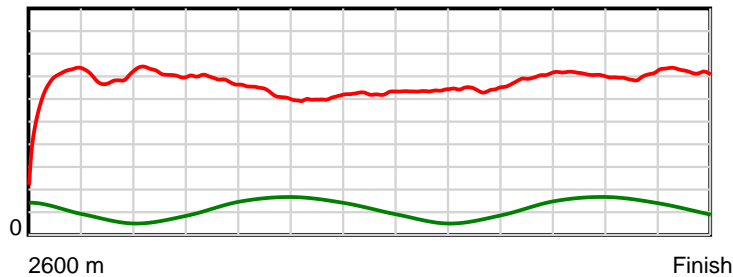
10 m Stride length



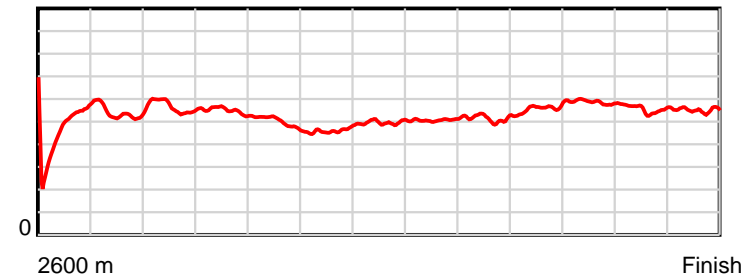
0.6 s Stride duration



20 m/sec Speed



100 % Stride efficiency



Note: Horizontal distance axis grid lines are 200m furlongs.

Disclaimer.

HRNZ and NZMTC and Thoroughbred Ratings Pty Ltd accepts no responsibility for the completeness or accuracy of any of the information contained herein, and makes no representations about its suitability for any particular purpose. Users should make their own judgements about those matters and/or seek independent advice. You assume all risks associated with use of the data provided on this page.



Race Results



October 20, 2017, Race 5, , Distance 2600m, Addington - Survey 3200m

Result	TAB no.	Horse (Barrier)	2600 to	2400m to
4th	2	Red Terror (5)	2400m	2200m
		Position in running (margin)	-	8(6.7)
		Sectional time (s)	18.01	14.50
		Cumulative time (s)	197.40	179.39
		Speed (m/s)	11.11	13.79
		Stride length (m)	4.70	5.73
		Stride duration (s)	0.411	0.415
		Stride efficiency (%)	34.56	51.29
		Stride count	42.53	34.91

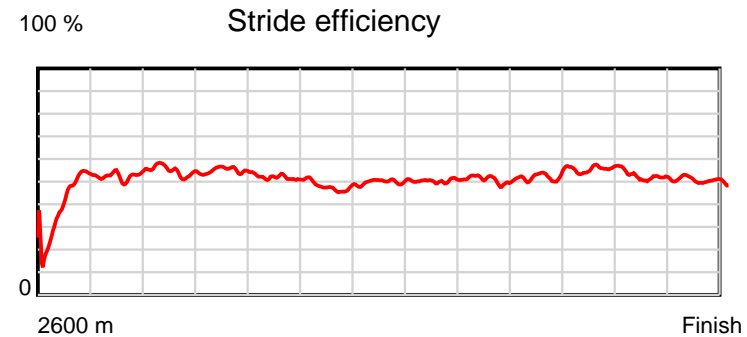
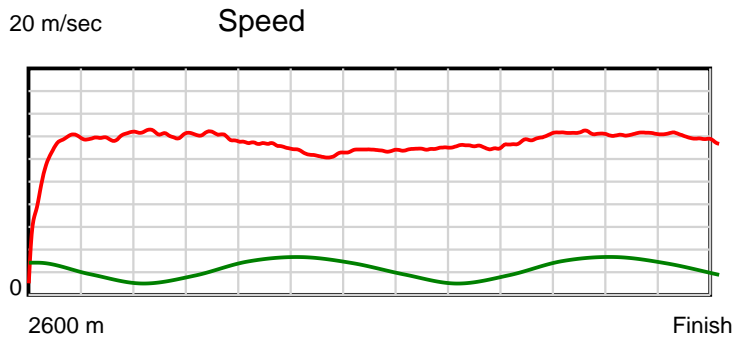
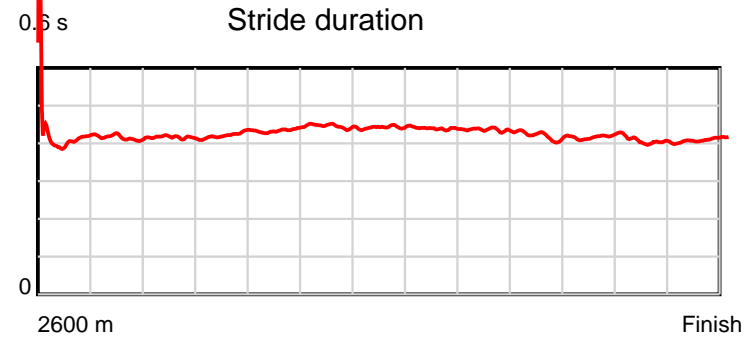
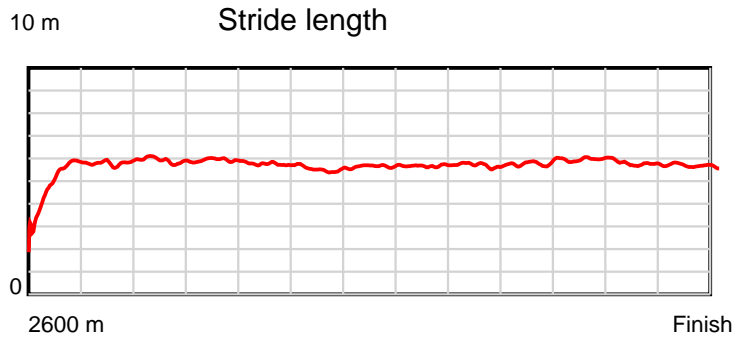
Disclaimer.

HRNZ and NZMTC and Thoroughbred Ratings Pty Ltd accepts no responsibility for the completeness or accuracy of any of the information contained herein, and makes no representations about its suitability for any particular purpose. Users should make their own judgements about those matters and/or seek independent advice. You assume all risks associated with use of the data provided on this page.

Race Results

October 20, 2017, Race 5, , Distance 2600m, Addington - Survey 3200m

Result	TAB no.	Horse (Barrier)	2200m to	2000m to	1800m to	1600m to	1400m to	1200m to	1000m to	800m to	600m to	400m to	200m to	Total or	Margin
4th	2	Red Terror (5)	2000m	1800m	1600m	1400m	1200m	1000m	800m	600m	400m	200m	WP	Average	
		Position in running (margin)	7(8.7)	7(10.5)	7(11.2)	7(7.7)	6(6.7)	5(4.2)	4(2.9)	4(2.7)	3(1.1)	3(1.9)	2(0.3)		2.20
		Sectional time (s)	14.57	14.32	15.59	16.40	15.63	15.58	15.60	14.22	14.31	14.20	14.47		
		Cumulative time (s)	164.89	150.32	136.00	120.41	104.01	88.38	72.80	57.20	42.98	28.67	14.47	3:17.40	
		Speed (m/s)	13.73	13.97	12.83	12.20	12.80	12.84	12.82	14.06	13.98	14.08	13.82	13.17	
		Stride length (m)	5.70	5.91	5.58	5.43	5.67	5.63	5.58	5.89	5.85	5.67	5.68	5.60	
		Stride duration (s)	0.416	0.423	0.435	0.445	0.443	0.439	0.435	0.419	0.418	0.403	0.411	0.425	
		Stride efficiency (%)	50.81	54.54	48.69	46.01	50.25	49.60	48.61	54.28	53.43	50.28	50.39	49.00	
		Stride count	35.07	33.85	35.83	36.86	35.27	35.50	35.86	33.93	34.20	35.26	35.22	464.29	



Note: Horizontal distance axis grid lines are 200m furlongs.

Disclaimer.

HRNZ and NZMTC and Thoroughbred Ratings Pty Ltd accepts no responsibility for the completeness or accuracy of any of the information contained herein, and makes no representations about its suitability for any particular purpose. Users should make their own judgements about those matters and/or seek independent advice. You assume all risks associated with use of the data provided on this page.



Race Results



October 20, 2017, Race 5, , Distance 2600m, Addington - Survey 3200m

Result	TAB no.	Horse (Barrier)	2600 to	2400m to
5th	8	Linton Shard (10)	2400m	2200m
		Position in running (margin)	-	1(0.0)
		Sectional time (s)	16.97	14.18
		Cumulative time (s)	197.46	180.49
		Speed (m/s)	11.79	14.10
		Stride length (m)	5.69	6.41
		Stride duration (s)	0.443	0.454
		Stride efficiency (%)	50.51	64.15
		Stride count	35.18	31.21

Disclaimer.

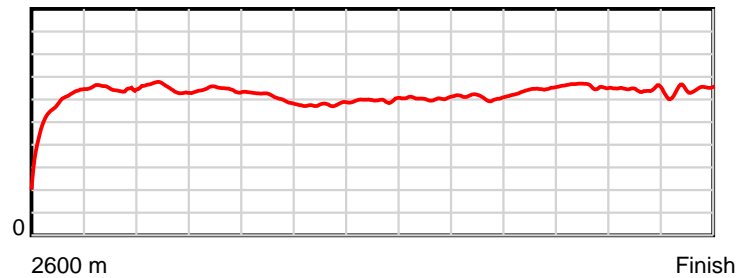
HRNZ and NZMTC and Thoroughbred Ratings Pty Ltd accepts no responsibility for the completeness or accuracy of any of the information contained herein, and makes no representations about its suitability for any particular purpose. Users should make their own judgements about those matters and/or seek independent advice. You assume all risks associated with use of the data provided on this page.

Race Results

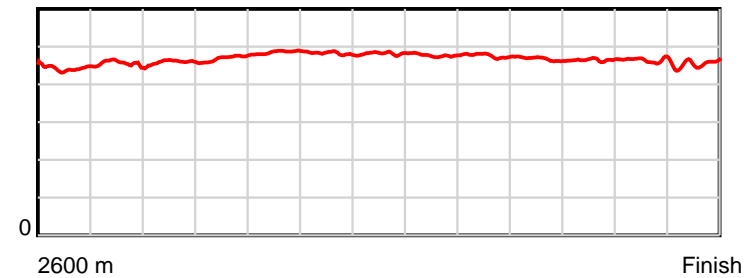
October 20, 2017, Race 5, , Distance 2600m, Addington - Survey 3200m

Result	TAB no.	Horse (Barrier)	2200m to	2000m to	1800m to	1600m to	1400m to	1200m to	1000m to	800m to	600m to	400m to	200m to	Total or	Margin
5th	8	Linton Shard (10)	2000m	1800m	1600m	1400m	1200m	1000m	800m	600m	400m	200m	WP	Average	
		Position in running (margin)	1(0.0)	1(0.0)	2(2.5)	2(1.7)	2(1.8)	2(1.8)	3(1.8)	3(1.9)	4(1.8)	4(2.0)	4(1.7)		2.60
		Sectional time (s)	14.27	14.61	16.05	16.57	16.05	15.79	15.67	14.45	14.22	14.42	14.21		
		Cumulative time (s)	166.31	152.04	137.43	121.38	104.81	88.76	72.97	57.30	42.85	28.63	14.21	3:17.46	
		Speed (m/s)	14.02	13.69	12.46	12.07	12.46	12.67	12.76	13.84	14.06	13.87	14.07	13.17	
		Stride length (m)	6.44	6.43	6.05	5.82	6.01	6.03	6.07	6.47	6.54	6.43	6.42	6.20	
		Stride duration (s)	0.460	0.470	0.486	0.482	0.482	0.476	0.475	0.467	0.465	0.464	0.456	0.471	
		Stride efficiency (%)	64.78	64.65	57.25	52.91	56.41	56.88	57.56	65.37	66.74	64.65	64.47	60.14	
		Stride count	31.06	31.09	33.04	34.37	33.29	33.15	32.95	30.92	30.60	31.09	31.14	419.09	

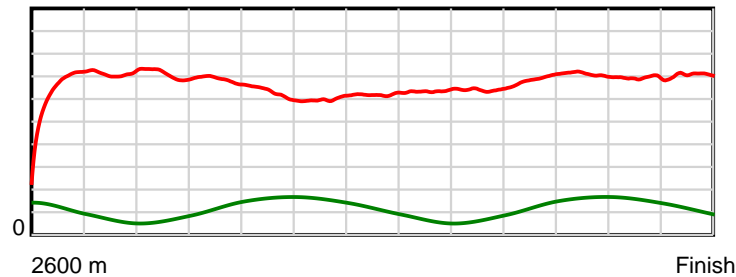
10 m Stride length



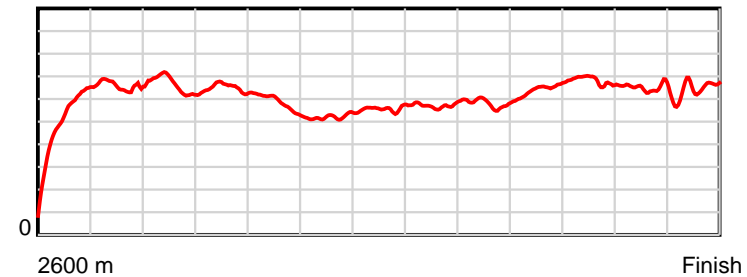
0.6 s Stride duration



20 m/sec Speed



100 % Stride efficiency



Note: Horizontal distance axis grid lines are 200m furlongs.

Disclaimer.

HRNZ and NZMTC and Thoroughbred Ratings Pty Ltd accepts no responsibility for the completeness or accuracy of any of the information contained herein, and makes no representations about its suitability for any particular purpose. Users should make their own judgements about those matters and/or seek independent advice. You assume all risks associated with use of the data provided on this page.



Race Results



October 20, 2017, Race 5, , Distance 2600m, Addington - Survey 3200m

Result	TAB no.	Horse (Barrier)	2600 to	2400m to
6th	5	Franco Hampton (4)	2400m	2200m
		Position in running (margin)	-	11(12.4)
		Sectional time (s)	19.04	14.51
		Cumulative time (s)	197.55	178.51
		Speed (m/s)	10.50	13.78
		Stride length (m)	5.33	6.16
		Stride duration (s)	0.441	0.447
		Stride efficiency (%)	44.45	59.26
		Stride count	37.50	32.48

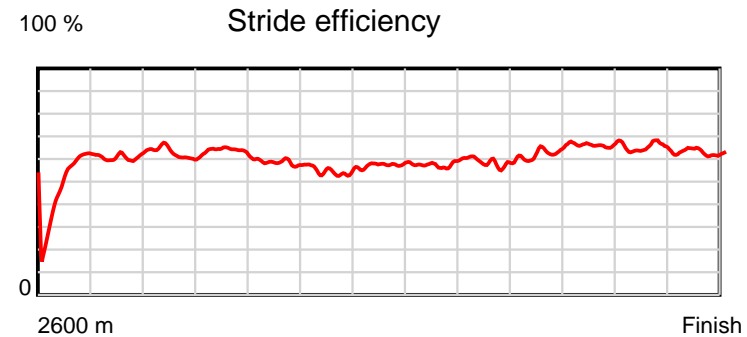
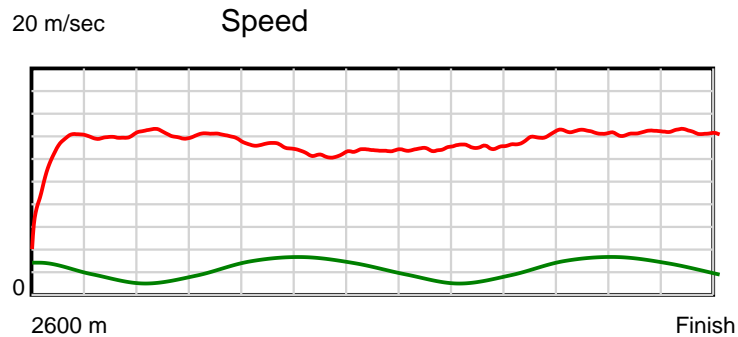
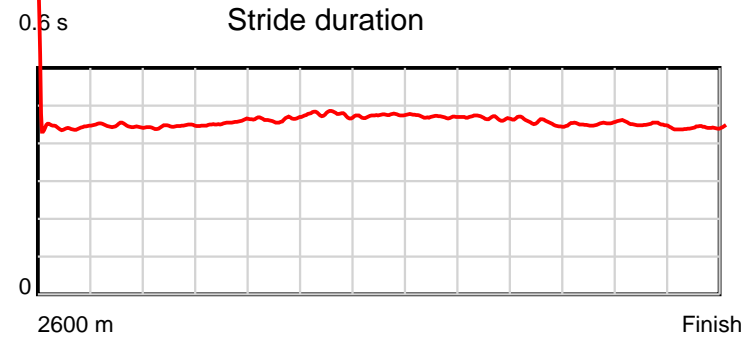
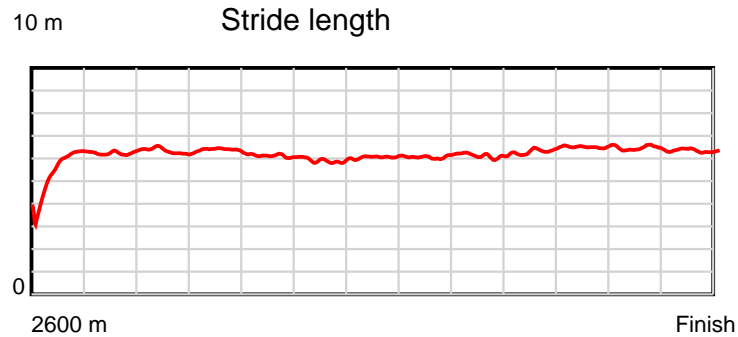
Disclaimer.

HRNZ and NZMTC and Thoroughbred Ratings Pty Ltd accepts no responsibility for the completeness or accuracy of any of the information contained herein, and makes no representations about its suitability for any particular purpose. Users should make their own judgements about those matters and/or seek independent advice. You assume all risks associated with use of the data provided on this page.

Race Results

October 20, 2017, Race 5, , Distance 2600m, Addington - Survey 3200m

Result	TAB no.	Horse (Barrier)	2200m to	2000m to	1800m to	1600m to	1400m to	1200m to	1000m to	800m to	600m to	400m to	200m to	Total or	Margin
6th	5	Franco Hampton (4)	2000m	1800m	1600m	1400m	1200m	1000m	800m	600m	400m	200m	WP	Average	
		Position in running (margin)	11(14.4)	11(15.0)	11(15.5)	11(12.0)	10(10.1)	9(7.9)	8(6.8)	8(6.2)	7(5.2)	7(5.4)	7(3.7)		3.10
		Sectional time (s)	14.37	14.28	15.58	16.25	15.67	15.60	15.56	14.31	14.22	14.19	13.97		
		Cumulative time (s)	164.00	149.63	135.35	119.77	103.52	87.85	72.25	56.69	42.38	28.16	13.97	3:17.55	
		Speed (m/s)	13.92	14.01	12.84	12.31	12.76	12.82	12.85	13.98	14.06	14.09	14.32	13.16	
		Stride length (m)	6.19	6.37	5.96	5.88	6.05	6.03	6.01	6.35	6.37	6.32	6.34	6.09	
		Stride duration (s)	0.445	0.455	0.465	0.478	0.474	0.470	0.467	0.454	0.453	0.448	0.443	0.463	
		Stride efficiency (%)	59.95	63.43	55.59	53.95	57.28	56.79	56.40	63.03	63.44	62.33	62.71	57.98	
		Stride count	32.29	31.39	33.53	34.04	33.03	33.18	33.29	31.49	31.39	31.67	31.57	426.85	



Note: Horizontal distance axis grid lines are 200m furlongs.

Disclaimer.

HRNZ and NZMTC and Thoroughbred Ratings Pty Ltd accepts no responsibility for the completeness or accuracy of any of the information contained herein, and makes no representations about its suitability for any particular purpose. Users should make their own judgements about those matters and/or seek independent advice. You assume all risks associated with use of the data provided on this page.



Race Results



October 20, 2017, Race 5, , Distance 2600m, Addington - Survey 3200m

Result	TAB no.	Horse (Barrier)	2600 to	2400m to
7th	4	Gupta's Cullen (2)	2400m	2200m
		Position in running (margin)	-	7(5.7)
		Sectional time (s)	18.04	14.91
		Cumulative time (s)	197.58	179.54
		Speed (m/s)	11.09	13.41
		Stride length (m)	5.52	6.05
		Stride duration (s)	0.437	0.451
		Stride efficiency (%)	47.66	57.13
		Stride count	36.21	33.08

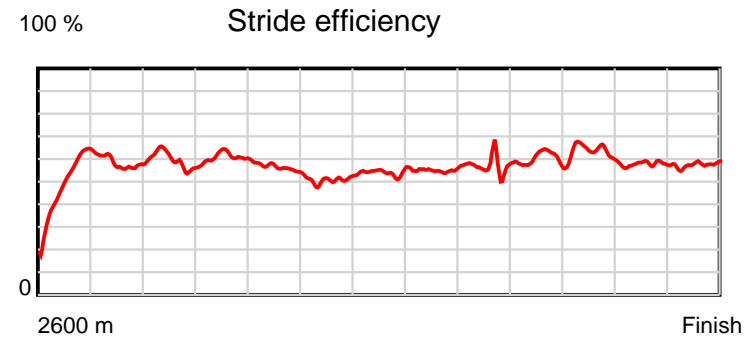
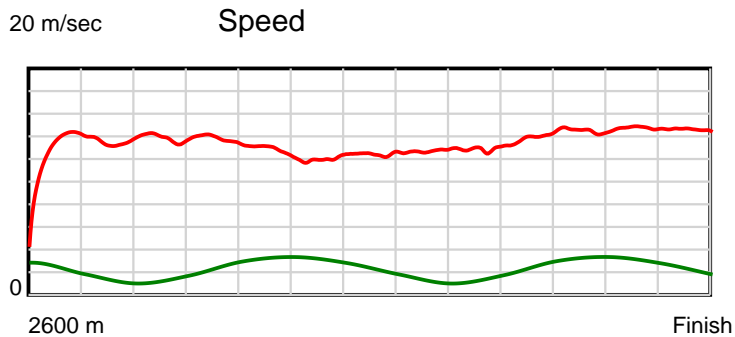
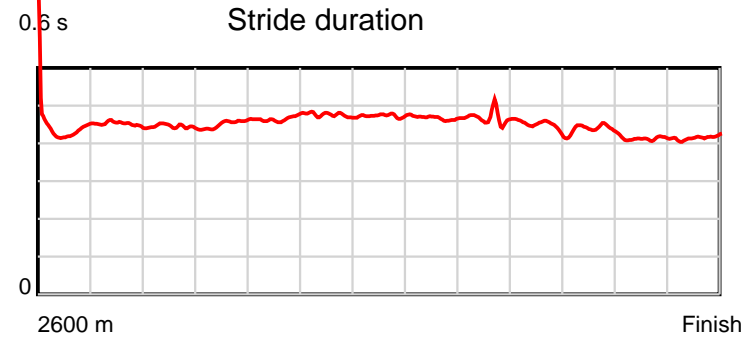
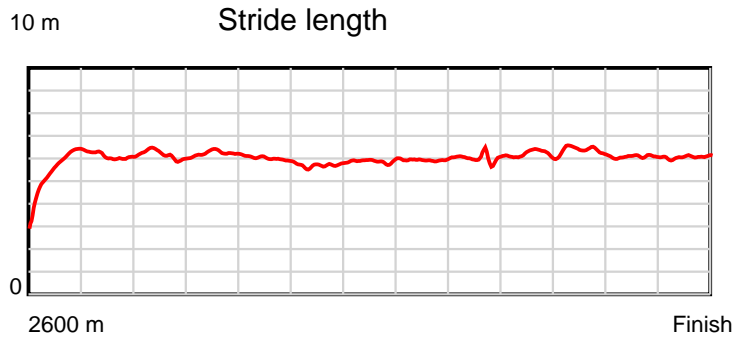
Disclaimer.

HRNZ and NZMTC and Thoroughbred Ratings Pty Ltd accepts no responsibility for the completeness or accuracy of any of the information contained herein, and makes no representations about its suitability for any particular purpose. Users should make their own judgements about those matters and/or seek independent advice. You assume all risks associated with use of the data provided on this page.

Race Results

October 20, 2017, Race 5, , Distance 2600m, Addington - Survey 3200m

Result	TAB no.	Horse (Barrier)	2200m to	2000m to	1800m to	1600m to	1400m to	1200m to	1000m to	800m to	600m to	400m to	200m to	Total or	Margin
7th	4	Gupta's Cullen (2)	2000m	1800m	1600m	1400m	1200m	1000m	800m	600m	400m	200m	WP	Average	
		Position in running (margin)	8(10.1)	8(11.4)	8(13.0)	8(8.4)	9(9.2)	10(9.1)	11(9.4)	11(9.3)	11(9.1)	11(8.0)	10(5.3)		3.20
		Sectional time (s)	14.49	14.46	15.40	16.69	16.04	15.84	15.63	14.43	14.01	14.03	13.61		
		Cumulative time (s)	164.63	150.14	135.68	120.28	103.59	87.55	71.71	56.08	41.65	27.64	13.61	3:17.58	
		Speed (m/s)	13.80	13.83	12.99	11.98	12.47	12.63	12.80	13.86	14.28	14.26	14.70	13.16	
		Stride length (m)	6.14	6.25	6.05	5.69	5.91	5.89	5.96	6.17	6.27	5.88	6.10	5.98	
		Stride duration (s)	0.445	0.452	0.466	0.475	0.474	0.467	0.466	0.446	0.439	0.412	0.416	0.455	
		Stride efficiency (%)	58.88	61.09	57.14	50.61	54.54	54.23	55.55	59.55	61.43	54.01	58.23	55.96	
		Stride count	32.58	31.99	33.07	35.14	33.85	33.95	33.54	32.40	31.90	34.02	32.76	434.49	



Note: Horizontal distance axis grid lines are 200m furlongs.

Disclaimer.

HRNZ and NZMTC and Thoroughbred Ratings Pty Ltd accepts no responsibility for the completeness or accuracy of any of the information contained herein, and makes no representations about its suitability for any particular purpose. Users should make their own judgements about those matters and/or seek independent advice. You assume all risks associated with use of the data provided on this page.



Race Results



October 20, 2017, Race 5, , Distance 2600m, Addington - Survey 3200m

Result	TAB no.	Horse (Barrier)	2600 to	2400m to
8th	3	Ranfurly Ruiz (7)	2400m	2200m
		Position in running (margin)	-	4(1.9)
		Sectional time (s)	17.19	14.74
		Cumulative time (s)	197.60	180.41
		Speed (m/s)	11.64	13.57
		Stride length (m)	5.44	6.16
		Stride duration (s)	0.461	0.454
		Stride efficiency (%)	46.19	59.23
		Stride count	36.79	32.49

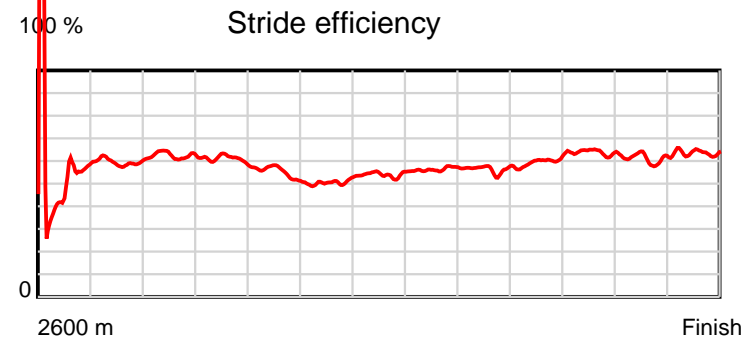
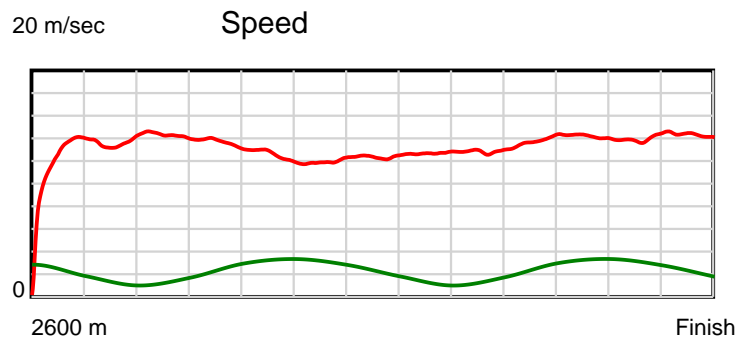
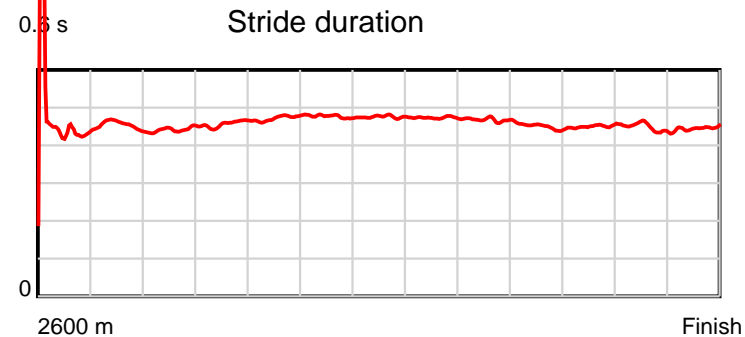
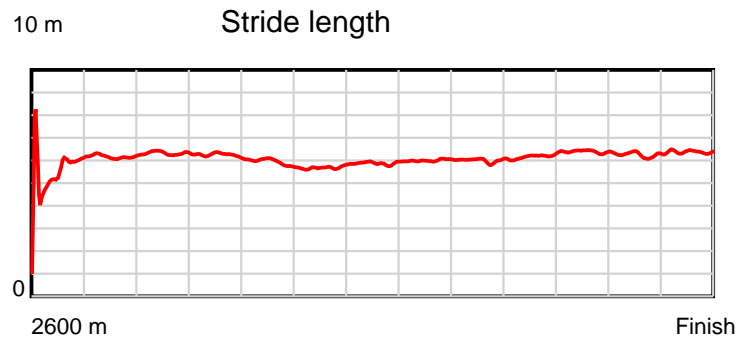
Disclaimer.

HRNZ and NZMTC and Thoroughbred Ratings Pty Ltd accepts no responsibility for the completeness or accuracy of any of the information contained herein, and makes no representations about its suitability for any particular purpose. Users should make their own judgements about those matters and/or seek independent advice. You assume all risks associated with use of the data provided on this page.

Race Results

October 20, 2017, Race 5, , Distance 2600m, Addington - Survey 3200m

Result	TAB no.	Horse (Barrier)	2200m to	2000m to	1800m to	1600m to	1400m to	1200m to	1000m to	800m to	600m to	400m to	200m to	Total or	Margin
8th	3	Ranfurlu Ruiz (7)	2000m	1800m	1600m	1400m	1200m	1000m	800m	600m	400m	200m	WP	Average	
		Position in running (margin)	4(5.3)	4(4.2)	4(6.5)	4(5.3)	5(5.9)	6(5.9)	7(5.5)	7(5.4)	8(5.4)	8(5.4)	8(3.9)		3.30
		Sectional time (s)	14.09	14.59	15.97	16.66	16.04	15.71	15.64	14.47	14.20	14.22	14.08		
		Cumulative time (s)	165.67	151.58	136.99	121.02	104.36	88.32	72.61	56.97	42.50	28.30	14.08	3:17.60	
		Speed (m/s)	14.19	13.71	12.52	12.00	12.47	12.73	12.79	13.82	14.08	14.06	14.20	13.16	
		Stride length (m)	6.28	6.27	5.92	5.72	5.93	6.02	5.98	6.22	6.34	6.28	6.35	6.06	
		Stride duration (s)	0.442	0.457	0.472	0.477	0.475	0.473	0.468	0.450	0.450	0.447	0.447	0.460	
		Stride efficiency (%)	61.53	61.40	54.72	51.14	54.91	56.66	55.91	60.44	62.86	61.70	62.93	57.33	
		Stride count	31.87	31.91	33.80	34.96	33.74	33.22	33.44	32.16	31.53	31.83	31.52	429.26	



Note: Horizontal distance axis grid lines are 200m furlongs.

Disclaimer.

HRNZ and NZMTC and Thoroughbred Ratings Pty Ltd accepts no responsibility for the completeness or accuracy of any of the information contained herein, and makes no representations about its suitability for any particular purpose. Users should make their own judgements about those matters and/or seek independent advice. You assume all risks associated with use of the data provided on this page.



Race Results



October 20, 2017, Race 5, , Distance 2600m, Addington - Survey 3200m

Result	TAB no.	Horse (Barrier)	2600 to	2400m to
9th	6	Mr Midnight (8)	2400m	2200m
		Position in running (margin)	-	6(4.0)
		Sectional time (s)	17.65	14.78
		Cumulative time (s)	197.61	179.96
		Speed (m/s)	11.33	13.53
		Stride length (m)	5.48	5.90
		Stride duration (s)	0.431	0.436
		Stride efficiency (%)	47.01	54.31
		Stride count	36.47	33.93

Disclaimer.

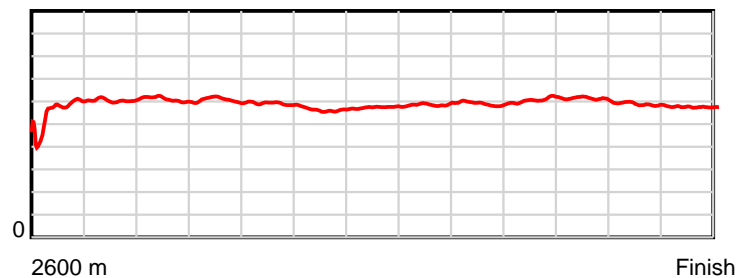
HRNZ and NZMTC and Thoroughbred Ratings Pty Ltd accepts no responsibility for the completeness or accuracy of any of the information contained herein, and makes no representations about its suitability for any particular purpose. Users should make their own judgements about those matters and/or seek independent advice. You assume all risks associated with use of the data provided on this page.

Race Results

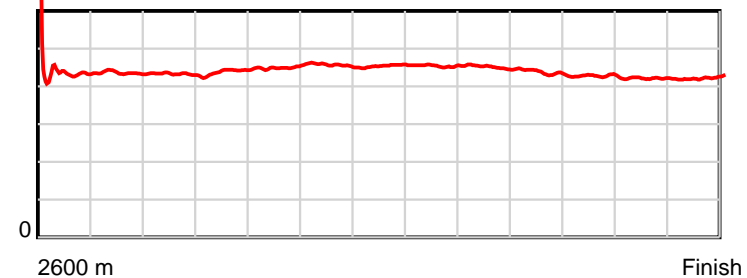
October 20, 2017, Race 5, , Distance 2600m, Addington - Survey 3200m

Result	TAB no.	Horse (Barrier)	2200m to	2000m to	1800m to	1600m to	1400m to	1200m to	1000m to	800m to	600m to	400m to	200m to	Total or	Margin
9th	6	Mr Midnight (8)	2000m	1800m	1600m	1400m	1200m	1000m	800m	600m	400m	200m	WP	Average	
		Position in running (margin)	5(7.6)	5(8.6)	5(9.9)	5(5.7)	4(3.9)	3(2.0)	2(1.2)	2(0.8)	2(0.0)	2(0.3)	1(0.0)		3.40
		Sectional time (s)	14.44	14.41	15.47	16.27	15.73	15.67	15.58	14.35	14.23	14.42	14.61		
		Cumulative time (s)	165.18	150.74	136.33	120.86	104.59	88.86	73.19	57.61	43.26	29.03	14.61	3:17.61	
		Speed (m/s)	13.85	13.88	12.93	12.29	12.71	12.76	12.84	13.94	14.05	13.87	13.69	13.16	
		Stride length (m)	6.00	6.09	5.82	5.61	5.78	5.80	5.79	6.08	6.00	5.84	5.79	5.84	
		Stride duration (s)	0.433	0.439	0.450	0.456	0.454	0.454	0.451	0.436	0.427	0.421	0.423	0.444	
		Stride efficiency (%)	56.18	57.96	52.90	49.23	52.12	52.48	52.40	57.79	56.28	53.34	52.41	53.28	
		Stride count	33.35	32.84	34.38	35.63	34.63	34.51	34.54	32.89	33.33	34.23	34.54	445.27	

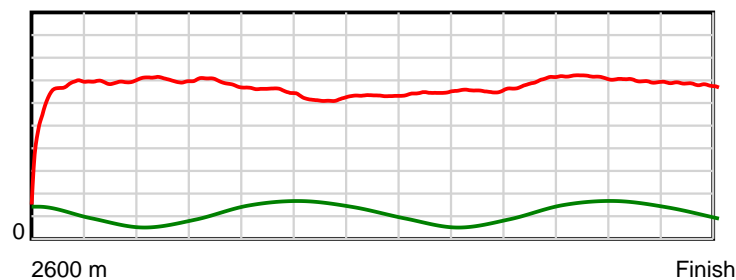
10 m Stride length



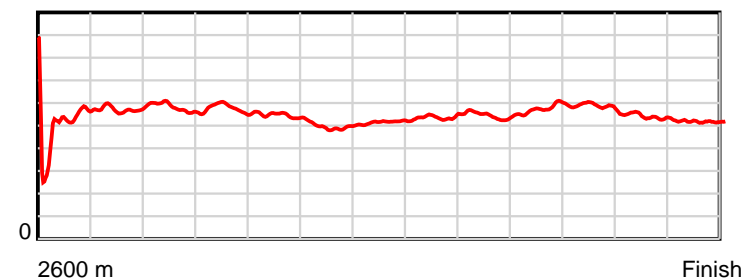
0.6 s Stride duration



20 m/sec Speed



100 % Stride efficiency



Note: Horizontal distance axis grid lines are 200m furlongs.

Disclaimer.

HRNZ and NZMTC and Thoroughbred Ratings Pty Ltd accepts no responsibility for the completeness or accuracy of any of the information contained herein, and makes no representations about its suitability for any particular purpose. Users should make their own judgements about those matters and/or seek independent advice. You assume all risks associated with use of the data provided on this page.



Race Results



October 20, 2017, Race 5, , Distance 2600m, Addington - Survey 3200m

Result	TAB no.	Horse (Barrier)	2600 to	2400m to
10th	1	Real Torque (1)	2400m	2200m
		Position in running (margin)	-	5(3.8)
		Sectional time (s)	17.55	14.94
		Cumulative time (s)	197.95	180.40
		Speed (m/s)	11.40	13.39
		Stride length (m)	4.89	5.82
		Stride duration (s)	0.428	0.435
		Stride efficiency (%)	37.35	52.97
		Stride count	40.91	34.35

Disclaimer.

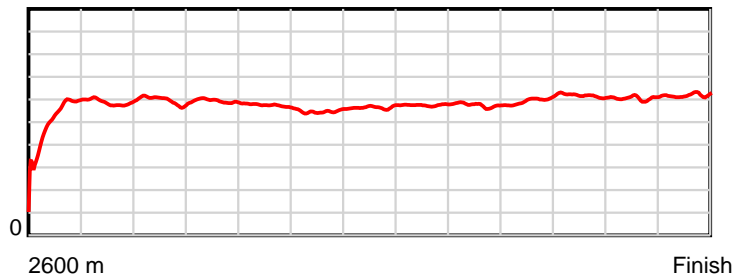
HRNZ and NZMTC and Thoroughbred Ratings Pty Ltd accepts no responsibility for the completeness or accuracy of any of the information contained herein, and makes no representations about its suitability for any particular purpose. Users should make their own judgements about those matters and/or seek independent advice. You assume all risks associated with use of the data provided on this page.

Race Results

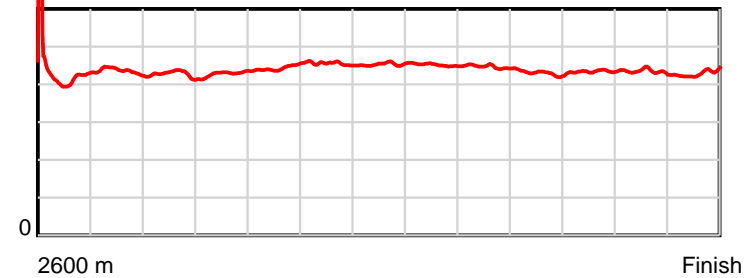
October 20, 2017, Race 5, , Distance 2600m, Addington - Survey 3200m

Result	TAB no.	Horse (Barrier)	2200m to	2000m to	1800m to	1600m to	1400m to	1200m to	1000m to	800m to	600m to	400m to	200m to	Total or	Margin
10th	1	Real Torque (1)	2000m	1800m	1600m	1400m	1200m	1000m	800m	600m	400m	200m	WP	Average	
		Position in running (margin)	6(8.4)	6(9.5)	6(11.1)	6(7.5)	7(7.6)	8(7.6)	9(7.5)	9(7.3)	10(7.1)	10(7.6)	11(7.4)		5.30
		Sectional time (s)	14.47	14.47	15.57	16.57	16.05	15.77	15.61	14.44	14.28	14.43	13.80		
		Cumulative time (s)	165.46	150.99	136.52	120.95	104.38	88.33	72.56	56.95	42.51	28.23	13.80	3:17.95	
		Speed (m/s)	13.82	13.82	12.85	12.07	12.46	12.68	12.81	13.85	14.01	13.86	14.49	13.13	
		Stride length (m)	5.91	5.92	5.70	5.49	5.65	5.72	5.73	5.95	6.08	6.02	6.24	5.76	
		Stride duration (s)	0.427	0.428	0.444	0.455	0.453	0.451	0.447	0.430	0.434	0.434	0.431	0.439	
		Stride efficiency (%)	54.51	54.80	50.80	47.18	49.84	51.19	51.24	55.39	57.81	56.56	60.92	51.84	
		Stride count	33.86	33.77	35.08	36.40	35.41	34.94	34.93	33.59	32.88	33.24	32.03	451.39	

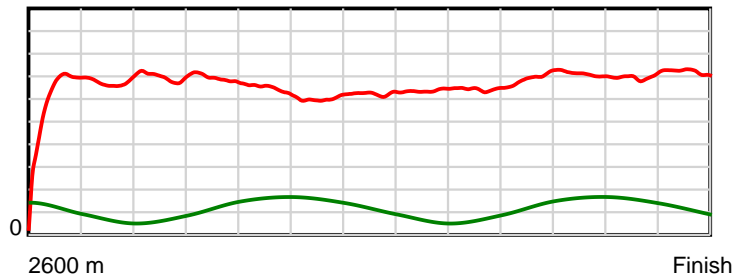
10 m Stride length



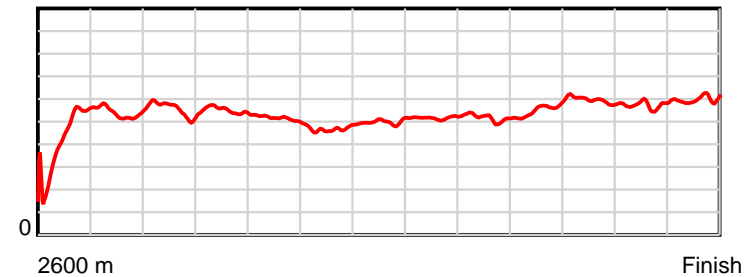
0.5 s Stride duration



20 m/sec Speed



100 % Stride efficiency



Note: Horizontal distance axis grid lines are 200m furlongs.

Disclaimer.

HRNZ and NZMTC and Thoroughbred Ratings Pty Ltd accepts no responsibility for the completeness or accuracy of any of the information contained herein, and makes no representations about its suitability for any particular purpose. Users should make their own judgements about those matters and/or seek independent advice. You assume all risks associated with use of the data provided on this page.



Race Results



October 20, 2017, Race 5, , Distance 2600m, Addington - Survey 3200m

Result	TAB no.	Horse (Barrier)	2600 to 2400m	2400m to 2200m
11th	9	Compliant (0)		
		Position in running (margin)	-	3(0.4)
		Sectional time (s)	17.06	14.20
		Cumulative time (s)	198.22	181.16
		Speed (m/s)	11.72	14.08
		Stride length (m)	5.74	6.19
		Stride duration (s)	0.441	0.440
		Stride efficiency (%)	51.43	59.93
		Stride count	34.86	32.30

Disclaimer.

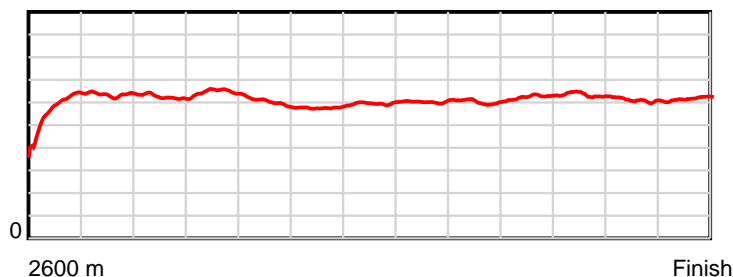
HRNZ and NZMTC and Thoroughbred Ratings Pty Ltd accepts no responsibility for the completeness or accuracy of any of the information contained herein, and makes no representations about its suitability for any particular purpose. Users should make their own judgements about those matters and/or seek independent advice. You assume all risks associated with use of the data provided on this page.

Race Results

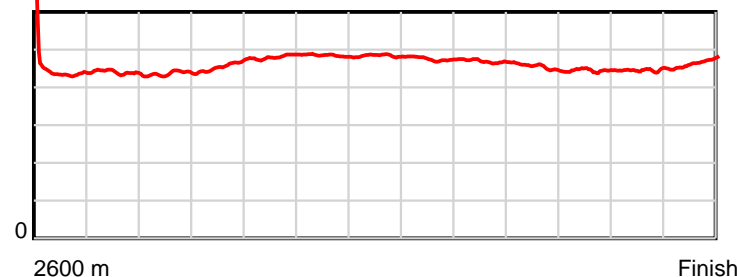
October 20, 2017, Race 5, , Distance 2600m, Addington - Survey 3200m

Result	TAB no.	Horse (Barrier)	2200m to	2000m to	1800m to	1600m to	1400m to	1200m to	1000m to	800m to	600m to	400m to	200m to	Total or	Margin
11th	9	Compliant (0)	2000m	1800m	1600m	1400m	1200m	1000m	800m	600m	400m	200m	WP	Average	
		Position in running (margin)	2(0.5)	2(0.5)	1(0.0)	1(0.0)	1(0.0)	1(0.0)	1(0.0)	1(0.0)	1(0.0)	1(0.0)	3(1.2)		6.80
		Sectional time (s)	14.27	14.12	16.17	16.56	16.04	15.79	15.65	14.47	14.19	14.67	15.03		
		Cumulative time (s)	166.96	152.69	138.57	122.40	105.84	89.80	74.01	58.36	43.89	29.70	15.03	3:18.22	
		Speed (m/s)	14.02	14.16	12.37	12.08	12.47	12.67	12.78	13.82	14.09	13.63	13.31	13.12	
		Stride length (m)	6.11	6.48	5.94	5.85	6.03	6.01	5.99	6.26	6.26	6.06	6.19	6.08	
		Stride duration (s)	0.436	0.457	0.480	0.484	0.484	0.475	0.469	0.453	0.444	0.445	0.465	0.464	
		Stride efficiency (%)	58.41	65.58	55.19	53.42	56.85	56.51	56.13	61.23	61.28	57.45	59.87	57.78	
		Stride count	32.71	30.87	33.65	34.21	33.16	33.26	33.37	31.95	31.94	32.99	32.31	427.58	

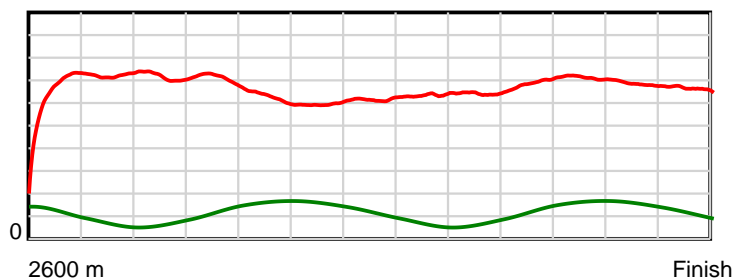
10 m Stride length



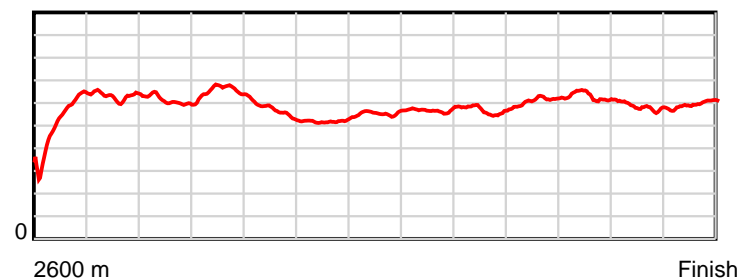
0.6 s Stride duration



20 m/sec Speed



100 % Stride efficiency



Note: Horizontal distance axis grid lines are 200m furlongs.

Disclaimer.

HRNZ and NZMTC and Thoroughbred Ratings Pty Ltd accepts no responsibility for the completeness or accuracy of any of the information contained herein, and makes no representations about its suitability for any particular purpose. Users should make their own judgements about those matters and/or seek independent advice. You assume all risks associated with use of the data provided on this page.