



Race Results

NZ Metropolitan Trotting Club Inc, HRNZ, November 14, 2017

Compilation date: November 14, 2017, 1:12:30 PM (NZDT)

Copyright © 2017 HRNZ and NZMTC. All rights reserved.

Trademarks.

StrideMASTER is a registered trademark of Thoroughbred Ratings Pty Ltd.

Disclaimer.

HRNZ and NZMTC and Thoroughbred Ratings Pty Ltd accepts no responsibility for the completeness or accuracy of any of the information contained herein, and makes no representations about its suitability for any particular purpose. Users should make their own judgements about those matters and/or seek independent advice. You assume all risks associated with use of the data provided on this page.



Race Results



November 14, 2017, Race 1, , Distance 3200m, Addington - Survey 3200m

Result	TAB no.	Horse (Barrier)	3200 to	3000m to	2800m to	2600m to	2400m to
1st	11	BD Khaosan (11)	3000m	2800m	2600m	2400m	2200m
		Position in running (margin)	-	4(9.6)	4(6.8)	2(1.0)	1(0.0)
		Sectional time (s)	18.62	15.03	14.95	15.21	16.45
		Cumulative time (s)	246.39	227.77	212.74	197.79	182.58
		Speed (m/s)	10.74	13.31	13.38	13.15	12.16
		Stride length (m)	5.41	5.88	6.01	6.12	5.88
		Stride duration (s)	0.450	0.442	0.449	0.465	0.483
		Stride efficiency (%)	45.75	53.99	56.45	58.54	53.96
		Stride count	36.96	34.02	33.28	32.68	34.03

Disclaimer.

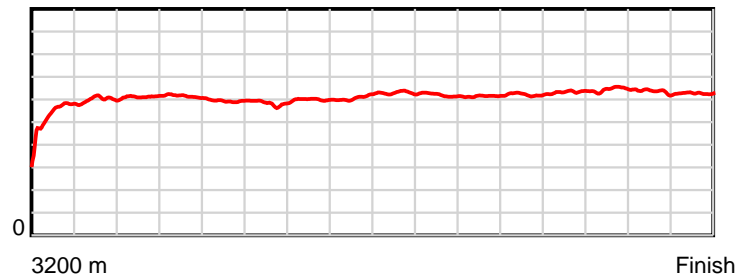
HRNZ and NZMTC and Thoroughbred Ratings Pty Ltd accepts no responsibility for the completeness or accuracy of any of the information contained herein, and makes no representations about its suitability for any particular purpose. Users should make their own judgements about those matters and/or seek independent advice. You assume all risks associated with use of the data provided on this page.

Race Results

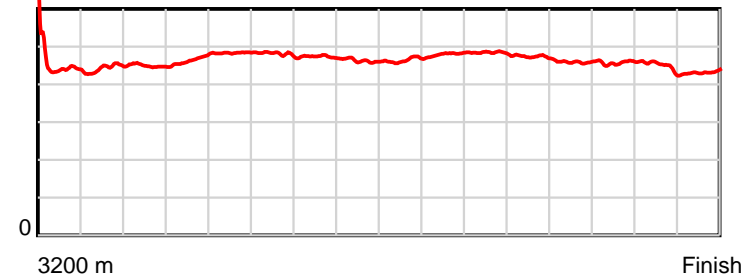
November 14, 2017, Race 1, , Distance 3200m, Addington - Survey 3200m

Result	TAB no.	Horse (Barrier)	2200m to	2000m to	1800m to	1600m to	1400m to	1200m to	1000m to	800m to	600m to	400m to	200m to	Total or	Margin
1st	11	BD Khaosan (11)	2000m	1800m	1600m	1400m	1200m	1000m	800m	600m	400m	200m	WP	Average	
		Position in running (margin)	1(0.0)	1(0.0)	1(0.0)	2(0.9)	2(1.9)	2(2.3)	2(1.2)	2(1.7)	2(1.5)	2(2.0)	2(0.9)		0.00
		Sectional time (s)	16.43	15.86	15.22	14.90	15.62	15.91	15.25	14.55	14.28	14.18	13.93		
		Cumulative time (s)	166.13	149.70	133.84	118.62	103.72	88.10	72.19	56.94	42.39	28.11	13.93	4:06.39	
		Speed (m/s)	12.17	12.61	13.14	13.42	12.80	12.57	13.11	13.75	14.01	14.10	14.36	12.99	
		Stride length (m)	5.85	5.97	6.08	6.24	6.15	6.07	6.21	6.31	6.40	6.31	6.22	6.06	
		Stride duration (s)	0.480	0.474	0.462	0.465	0.480	0.483	0.474	0.459	0.457	0.448	0.433	0.467	
		Stride efficiency (%)	53.42	55.72	57.69	60.85	59.09	57.64	60.26	62.22	64.04	62.27	60.42	57.38	
		Stride count	34.21	33.49	32.92	32.05	32.52	32.93	32.21	31.70	31.24	31.68	32.17	528.09	

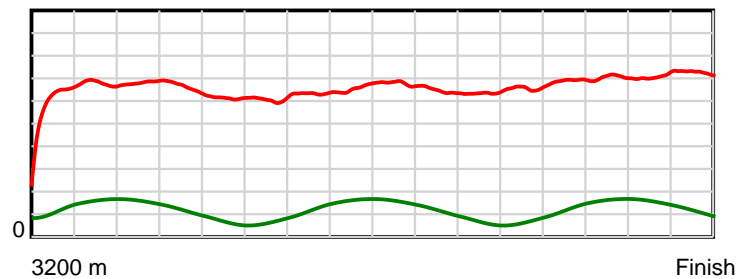
10 m Stride length



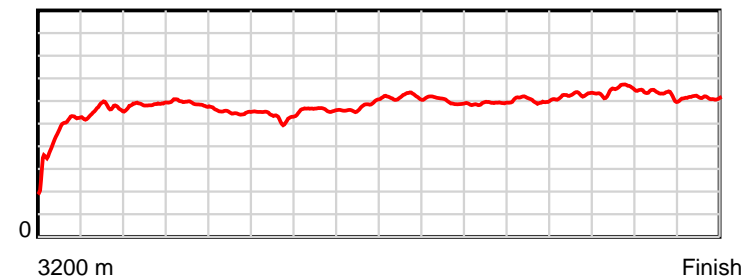
0.6 s Stride duration



20 m/sec Speed



100 % Stride efficiency



Note: Horizontal distance axis grid lines are 200m furlongs.

Disclaimer.

HRNZ and NZMTC and Thoroughbred Ratings Pty Ltd accepts no responsibility for the completeness or accuracy of any of the information contained herein, and makes no representations about its suitability for any particular purpose. Users should make their own judgements about those matters and/or seek independent advice. You assume all risks associated with use of the data provided on this page.



Race Results



November 14, 2017, Race 1, , Distance 3200m, Addington - Survey 3200m

Result	TAB no.	Horse (Barrier)	3200 to	3000m to	2800m to	2600m to	2400m to
2nd	12	Lavros Jack (1)	3000m	2800m	2600m	2400m	2200m
		Position in running (margin)	-	8(17.6)	6(17.9)	6(10.8)	6(12.0)
		Sectional time (s)	20.10	15.55	14.74	15.56	16.52
		Cumulative time (s)	246.40	226.30	210.75	196.01	180.45
		Speed (m/s)	9.95	12.86	13.57	12.85	12.11
		Stride length (m)	6.11	6.36	6.68	6.56	6.33
		Stride duration (s)	0.512	0.494	0.493	0.510	0.522
		Stride efficiency (%)	58.35	63.16	69.79	67.21	62.53
		Stride count	32.73	31.46	29.93	30.50	31.62

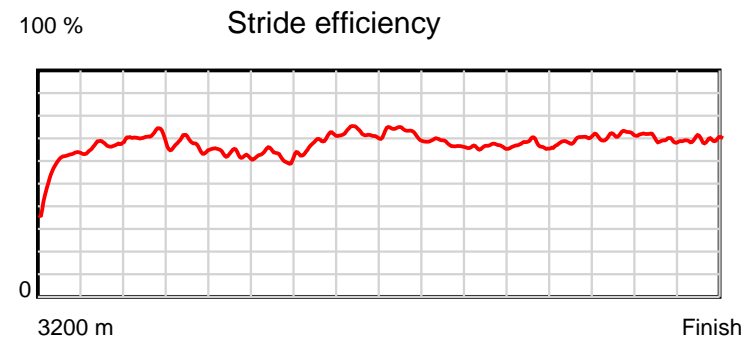
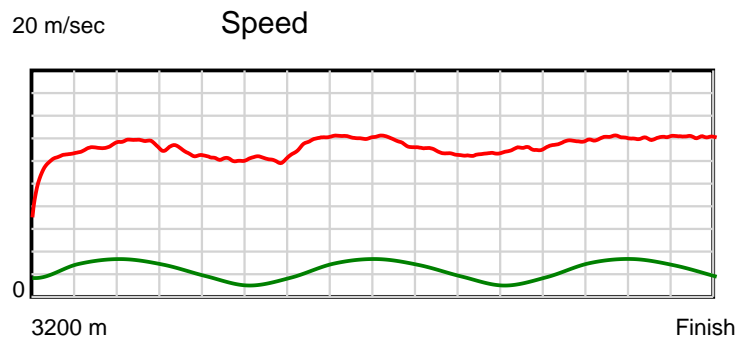
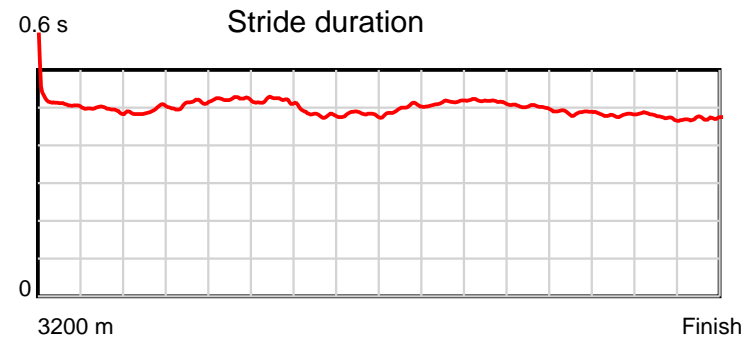
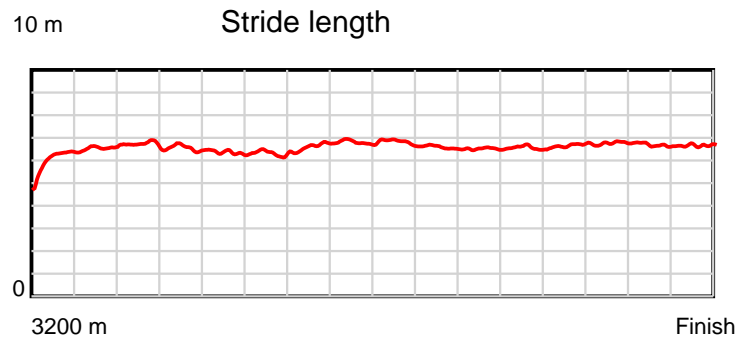
Disclaimer.

HRNZ and NZMTC and Thoroughbred Ratings Pty Ltd accepts no responsibility for the completeness or accuracy of any of the information contained herein, and makes no representations about its suitability for any particular purpose. Users should make their own judgements about those matters and/or seek independent advice. You assume all risks associated with use of the data provided on this page.

Race Results

November 14, 2017, Race 1, , Distance 3200m, Addington - Survey 3200m

Result	TAB no.	Horse (Barrier)	2200m to	2000m to	1800m to	1600m to	1400m to	1200m to	1000m to	800m to	600m to	400m to	200m to	Total or	Margin
2nd	12	Lavros Jack (1)	2000m	1800m	1600m	1400m	1200m	1000m	800m	600m	400m	200m	WP	Average	
		Position in running (margin)	6(12.4)	6(12.8)	3(4.1)	1(0.0)	1(0.0)	1(0.0)	1(0.0)	1(0.0)	1(0.0)	1(0.0)	1(0.0)		0.01
		Sectional time (s)	16.50	14.41	14.38	14.73	15.57	16.10	15.16	14.57	14.21	14.36	13.94		
		Cumulative time (s)	163.93	147.43	133.02	118.64	103.91	88.34	72.24	57.08	42.51	28.30	13.94	4:06.40	
		Speed (m/s)	12.12	13.88	13.91	13.58	12.85	12.42	13.19	13.73	14.07	13.93	14.35	12.99	
		Stride length (m)	6.28	6.68	6.71	6.78	6.61	6.41	6.60	6.68	6.76	6.61	6.77	6.55	
		Stride duration (s)	0.518	0.481	0.483	0.499	0.515	0.516	0.500	0.487	0.481	0.475	0.472	0.505	
		Stride efficiency (%)	61.57	69.67	70.40	71.88	68.38	64.15	68.06	69.81	71.50	68.35	71.60	67.09	
		Stride count	31.86	29.95	29.80	29.49	30.24	31.22	30.31	29.92	29.57	30.24	29.55	488.39	



Note: Horizontal distance axis grid lines are 200m furlongs.

Disclaimer.

HRNZ and NZMTC and Thoroughbred Ratings Pty Ltd accepts no responsibility for the completeness or accuracy of any of the information contained herein, and makes no representations about its suitability for any particular purpose. Users should make their own judgements about those matters and/or seek independent advice. You assume all risks associated with use of the data provided on this page.



Race Results



November 14, 2017, Race 1, , Distance 3200m, Addington - Survey 3200m

Result	TAB no.	Horse (Barrier)	3200 to	3000m to	2800m to	2600m to	2400m to
3rd	4	Kingdom Come (8)	3000m	2800m	2600m	2400m	2200m
		Position in running (margin)	-	1(0.0)	1(0.0)	1(0.0)	2(2.4)
		Sectional time (s)	16.92	15.51	15.92	15.77	16.45
		Cumulative time (s)	247.70	230.78	215.27	199.35	183.58
		Speed (m/s)	11.82	12.89	12.56	12.68	12.16
		Stride length (m)	5.14	5.64	5.59	5.76	5.62
		Stride duration (s)	0.440	0.437	0.445	0.454	0.462
		Stride efficiency (%)	41.28	49.74	48.88	51.77	49.30
		Stride count	38.91	35.45	35.76	34.75	35.61

Disclaimer.

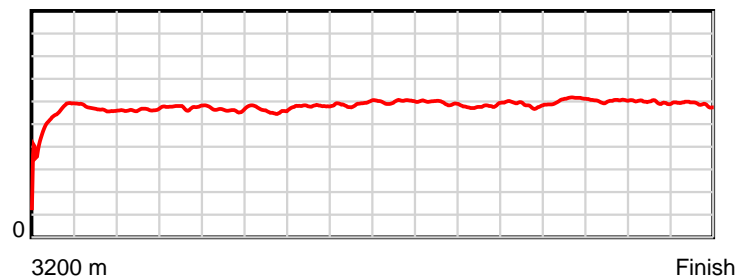
HRNZ and NZMTC and Thoroughbred Ratings Pty Ltd accepts no responsibility for the completeness or accuracy of any of the information contained herein, and makes no representations about its suitability for any particular purpose. Users should make their own judgements about those matters and/or seek independent advice. You assume all risks associated with use of the data provided on this page.

Race Results

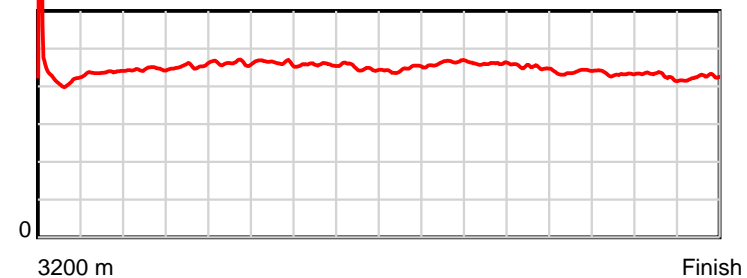
November 14, 2017, Race 1, , Distance 3200m, Addington - Survey 3200m

Result	TAB no.	Horse (Barrier)	2200m to	2000m to	1800m to	1600m to	1400m to	1200m to	1000m to	800m to	600m to	400m to	200m to	Total or	Margin
3rd	4	Kingdom Come (8)	2000m	1800m	1600m	1400m	1200m	1000m	800m	600m	400m	200m	WP	Average	
		Position in running (margin)	2(2.4)	2(2.6)	2(2.0)	3(3.1)	3(4.3)	3(4.6)	4(3.4)	4(4.4)	3(3.5)	3(4.7)	3(5.3)		7.30
		Sectional time (s)	16.48	15.76	15.24	14.94	15.60	15.90	15.33	14.42	14.42	14.46	14.58		
		Cumulative time (s)	167.13	150.65	134.89	119.65	104.71	89.11	73.21	57.88	43.46	29.04	14.58	4:07.70	
		Speed (m/s)	12.14	12.69	13.12	13.39	12.82	12.58	13.05	13.87	13.87	13.83	13.72	12.92	
		Stride length (m)	5.62	5.80	5.91	5.96	5.94	5.78	5.88	6.08	6.01	5.91	5.82	5.77	
		Stride duration (s)	0.463	0.457	0.450	0.446	0.463	0.460	0.451	0.438	0.433	0.428	0.424	0.447	
		Stride efficiency (%)	49.39	52.60	54.53	55.59	55.08	52.28	54.09	57.76	56.42	54.66	52.94	52.04	
		Stride count	35.57	34.47	33.86	33.53	33.69	34.58	33.99	32.90	33.29	33.82	34.36	554.54	

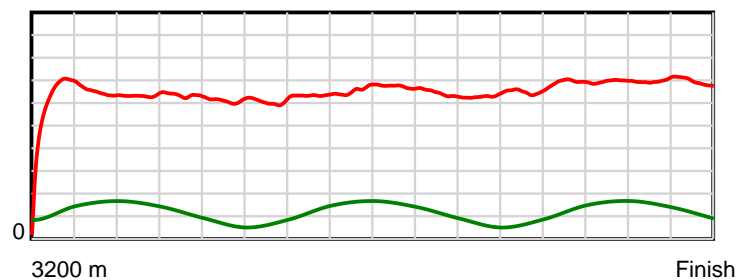
10 m Stride length



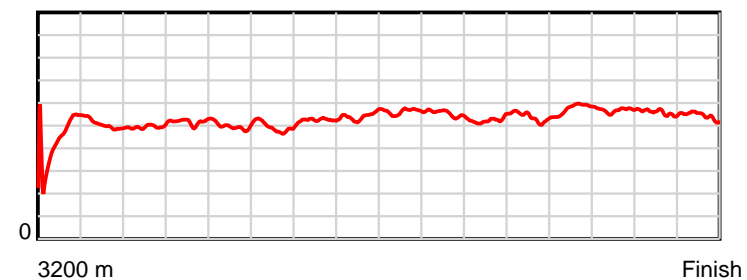
0.5 s Stride duration



20 m/sec Speed



100 % Stride efficiency



Note: Horizontal distance axis grid lines are 200m furlongs.

Disclaimer.

HRNZ and NZMTC and Thoroughbred Ratings Pty Ltd accepts no responsibility for the completeness or accuracy of any of the information contained herein, and makes no representations about its suitability for any particular purpose. Users should make their own judgements about those matters and/or seek independent advice. You assume all risks associated with use of the data provided on this page.



Race Results



November 14, 2017, Race 1, , Distance 3200m, Addington - Survey 3200m

Result	TAB no.	Horse (Barrier)	3200 to	3000m to	2800m to	2600m to	2400m to
4th	1	Foreverman (2)	3000m	2800m	2600m	2400m	2200m
		Position in running (margin)	-	2(2.7)	2(1.9)	3(1.7)	3(4.2)
		Sectional time (s)	17.44	15.38	15.89	15.78	16.50
		Cumulative time (s)	247.74	230.30	214.92	199.03	183.25
		Speed (m/s)	11.47	13.00	12.59	12.67	12.12
		Stride length (m)	4.99	5.95	5.75	5.83	5.78
		Stride duration (s)	0.423	0.457	0.457	0.460	0.477
		Stride efficiency (%)	38.90	55.30	51.70	53.03	52.20
		Stride count	40.09	33.62	34.77	34.33	34.60

Disclaimer.

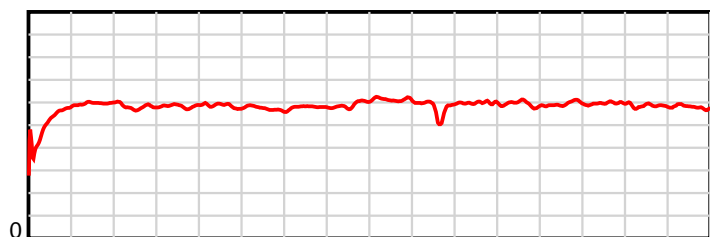
HRNZ and NZMTC and Thoroughbred Ratings Pty Ltd accepts no responsibility for the completeness or accuracy of any of the information contained herein, and makes no representations about its suitability for any particular purpose. Users should make their own judgements about those matters and/or seek independent advice. You assume all risks associated with use of the data provided on this page.

Race Results

November 14, 2017, Race 1, , Distance 3200m, Addington - Survey 3200m

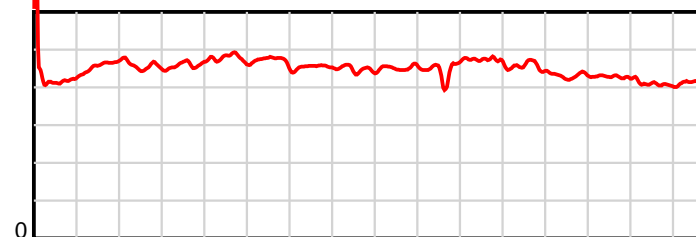
Result	TAB no.	Horse (Barrier)	2200m to	2000m to	1800m to	1600m to	1400m to	1200m to	1000m to	800m to	600m to	400m to	200m to	Total or	Margin
4th	1	Foreverman (2)	2000m	1800m	1600m	1400m	1200m	1000m	800m	600m	400m	200m	WP	Average	
		Position in running (margin)	3(4.5)	3(5.0)	4(4.1)	4(5.1)	4(6.1)	5(6.2)	6(5.3)	6(6.3)	5(6.3)	4(7.3)	4(5.8)		7.50
		Sectional time (s)	16.53	15.70	15.23	14.90	15.59	15.95	15.34	14.57	14.37	14.13	14.44		
		Cumulative time (s)	166.75	150.22	134.52	119.29	104.39	88.80	72.85	57.51	42.94	28.57	14.44	4:07.74	
		Speed (m/s)	12.10	12.74	13.13	13.42	12.83	12.54	13.04	13.73	13.92	14.15	13.85	12.92	
		Stride length (m)	5.70	5.79	5.88	6.07	5.69	5.92	5.94	5.91	5.96	5.77	5.76	5.78	
		Stride duration (s)	0.471	0.454	0.448	0.452	0.443	0.472	0.455	0.431	0.428	0.408	0.416	0.448	
		Stride efficiency (%)	50.70	52.34	54.05	57.62	50.57	54.73	55.08	54.57	55.46	52.03	51.84	52.24	
		Stride count	35.11	34.56	34.01	32.94	35.16	33.79	33.69	33.84	33.57	34.66	34.72	553.46	

10 m Stride length



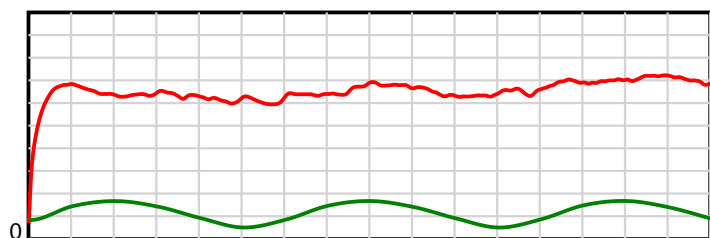
3200 m Finish

0.5 s Stride duration



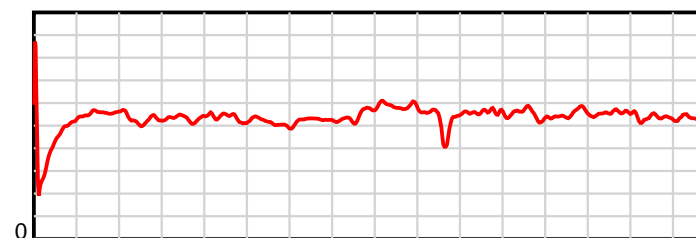
3200 m Finish

20 m/sec Speed



3200 m Finish

100 % Stride efficiency



3200 m Finish

Note: Horizontal distance axis grid lines are 200m furlongs.

Disclaimer.

HRNZ and NZMTC and Thoroughbred Ratings Pty Ltd accepts no responsibility for the completeness or accuracy of any of the information contained herein, and makes no representations about its suitability for any particular purpose. Users should make their own judgements about those matters and/or seek independent advice. You assume all risks associated with use of the data provided on this page.



Race Results



November 14, 2017, Race 1, , Distance 3200m, Addington - Survey 3200m

Result	TAB no.	Horse (Barrier)	3200 to	3000m to	2800m to	2600m to	2400m to
5th	9	Valmagne (9)	3000m	2800m	2600m	2400m	2200m
		Position in running (margin)	-	10(25.3)	9(31.3)	9(24.8)	9(19.6)
		Sectional time (s)	21.31	16.51	14.83	14.51	16.31
		Cumulative time (s)	248.45	227.14	210.63	195.80	181.29
		Speed (m/s)	9.39	12.11	13.49	13.78	12.26
		Stride length (m)	4.91	5.60	6.13	6.37	5.99
		Stride duration (s)	0.470	0.462	0.454	0.462	0.489
		Stride efficiency (%)	37.63	48.93	58.71	63.40	56.13
		Stride count	40.76	35.74	32.63	31.40	33.37

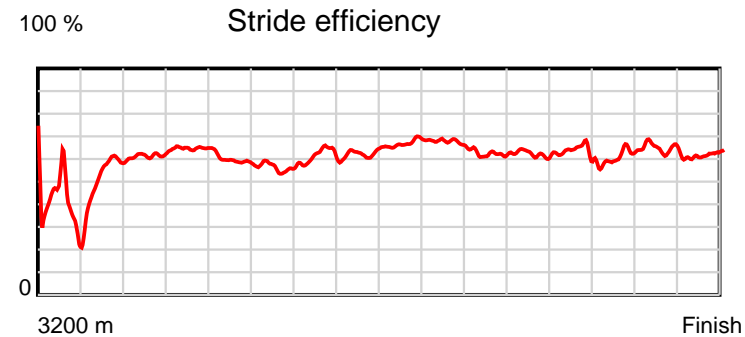
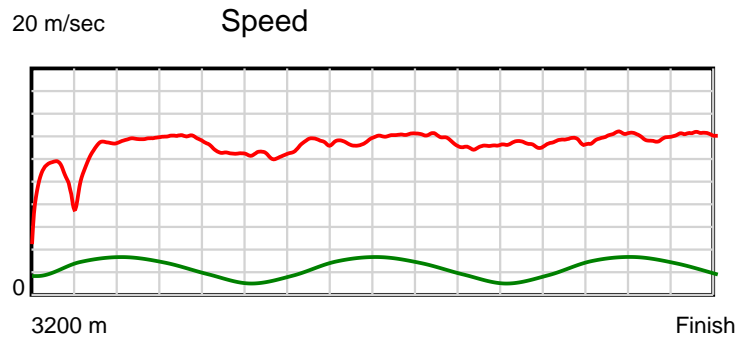
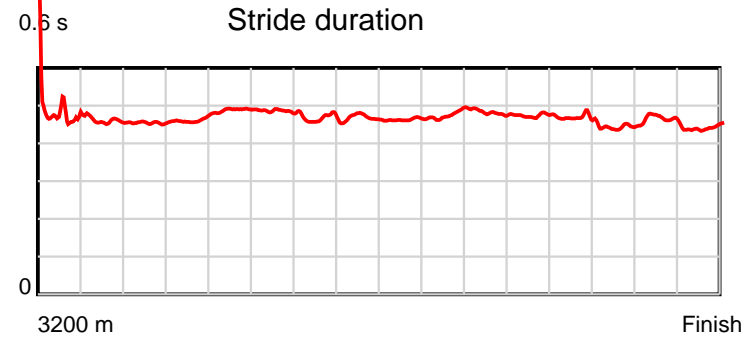
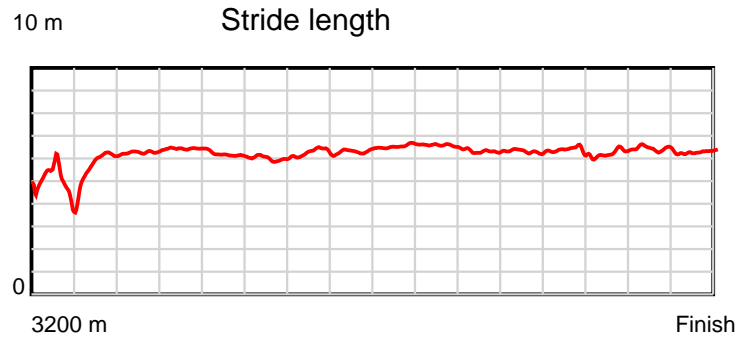
Disclaimer.

HRNZ and NZMTC and Thoroughbred Ratings Pty Ltd accepts no responsibility for the completeness or accuracy of any of the information contained herein, and makes no representations about its suitability for any particular purpose. Users should make their own judgements about those matters and/or seek independent advice. You assume all risks associated with use of the data provided on this page.

Race Results

November 14, 2017, Race 1, , Distance 3200m, Addington - Survey 3200m

Result	TAB no.	Horse (Barrier)	2200m to	2000m to	1800m to	1600m to	1400m to	1200m to	1000m to	800m to	600m to	400m to	200m to	Total or	Margin
5th	9	Valmagne (9)	2000m	1800m	1600m	1400m	1200m	1000m	800m	600m	400m	200m	WP	Average	
		Position in running (margin)	9(18.8)	10(18.6)	11(14.2)	11(15.4)	10(13.7)	8(9.1)	7(6.7)	7(7.8)	8(9.6)	8(10.9)	9(12.3)		11.40
		Sectional time (s)	16.40	15.13	15.27	14.45	14.80	15.70	15.34	14.88	14.44	14.59	13.98		
		Cumulative time (s)	164.98	148.58	133.45	118.18	103.73	88.93	73.23	57.89	43.01	28.57	13.98	4:08.45	
		Speed (m/s)	12.20	13.22	13.10	13.84	13.51	12.74	13.04	13.44	13.85	13.71	14.31	12.88	
		Stride length (m)	5.93	6.17	6.13	6.41	6.46	6.13	6.18	6.27	6.14	6.36	6.34	6.07	
		Stride duration (s)	0.486	0.466	0.468	0.463	0.478	0.481	0.474	0.466	0.443	0.464	0.443	0.471	
		Stride efficiency (%)	54.86	59.42	58.81	64.27	65.12	58.66	59.62	61.34	58.98	63.21	62.75	57.54	
		Stride count	33.75	32.43	32.60	31.18	30.98	32.64	32.38	31.92	32.55	31.45	31.56	527.34	



Note: Horizontal distance axis grid lines are 200m furlongs.

Disclaimer.

HRNZ and NZMTC and Thoroughbred Ratings Pty Ltd accepts no responsibility for the completeness or accuracy of any of the information contained herein, and makes no representations about its suitability for any particular purpose. Users should make their own judgements about those matters and/or seek independent advice. You assume all risks associated with use of the data provided on this page.



Race Results



November 14, 2017, Race 1, , Distance 3200m, Addington - Survey 3200m

Result	TAB no.	Horse (Barrier)	3200 to	3000m to	2800m to	2600m to	2400m to
6th	7	Izmok (5)	3000m	2800m	2600m	2400m	2200m
		Position in running (margin)	-	5(10.4)	5(8.9)	5(7.1)	5(9.0)
		Sectional time (s)	18.78	15.27	15.62	15.68	16.56
		Cumulative time (s)	248.51	229.73	214.46	198.84	183.16
		Speed (m/s)	10.65	13.10	12.80	12.76	12.08
		Stride length (m)	5.27	5.80	5.78	5.76	5.64
		Stride duration (s)	0.447	0.442	0.451	0.451	0.467
		Stride efficiency (%)	43.44	52.50	52.22	51.76	49.65
		Stride count	37.93	34.50	34.60	34.75	35.48

Disclaimer.

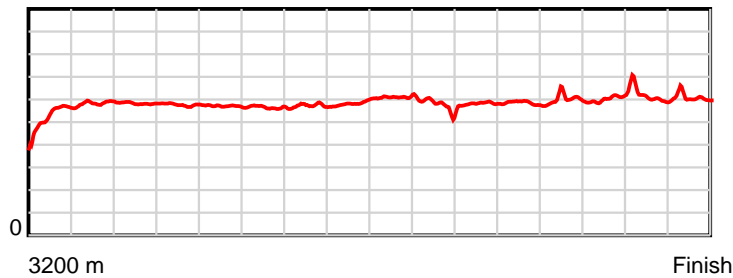
HRNZ and NZMTC and Thoroughbred Ratings Pty Ltd accepts no responsibility for the completeness or accuracy of any of the information contained herein, and makes no representations about its suitability for any particular purpose. Users should make their own judgements about those matters and/or seek independent advice. You assume all risks associated with use of the data provided on this page.

Race Results

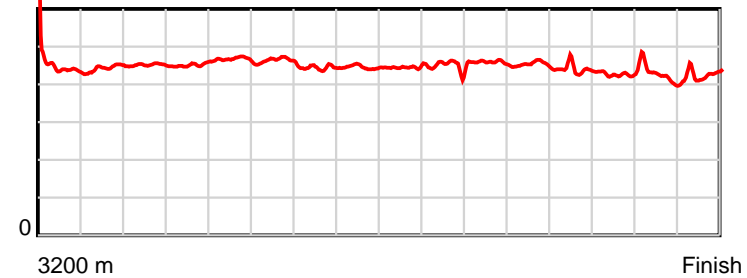
November 14, 2017, Race 1, , Distance 3200m, Addington - Survey 3200m

Result	TAB no.	Horse (Barrier)	2200m to	2000m to	1800m to	1600m to	1400m to	1200m to	1000m to	800m to	600m to	400m to	200m to	Total or	Margin
6th	7	Izmok (5)	2000m	1800m	1600m	1400m	1200m	1000m	800m	600m	400m	200m	WP	Average	
		Position in running (margin)	5(9.6)	5(10.0)	6(8.5)	6(10.3)	6(10.2)	9(10.5)	10(9.2)	11(11.2)	10(11.9)	9(12.9)	8(12.0)		11.70
		Sectional time (s)	16.50	15.60	15.36	14.72	15.60	15.89	15.50	14.68	14.38	14.22	14.15		
		Cumulative time (s)	166.60	150.10	134.50	119.14	104.42	88.82	72.93	57.43	42.75	28.37	14.15	4:08.51	
		Speed (m/s)	12.12	12.82	13.02	13.59	12.82	12.59	12.90	13.62	13.91	14.06	14.13	12.88	
		Stride length (m)	5.62	5.69	5.79	6.05	5.73	5.77	5.84	5.98	5.94	5.95	6.01	5.78	
		Stride duration (s)	0.464	0.444	0.445	0.445	0.447	0.459	0.453	0.439	0.427	0.423	0.426	0.449	
		Stride efficiency (%)	49.32	50.60	52.44	57.15	51.34	52.09	53.32	55.84	55.18	55.40	56.52	52.26	
		Stride count	35.60	35.15	34.53	33.07	34.89	34.64	34.24	33.46	33.66	33.59	33.26	553.35	

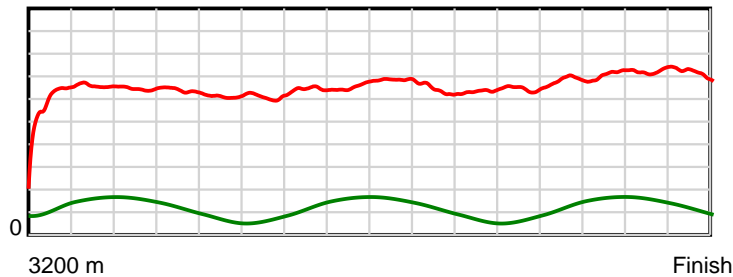
10 m Stride length



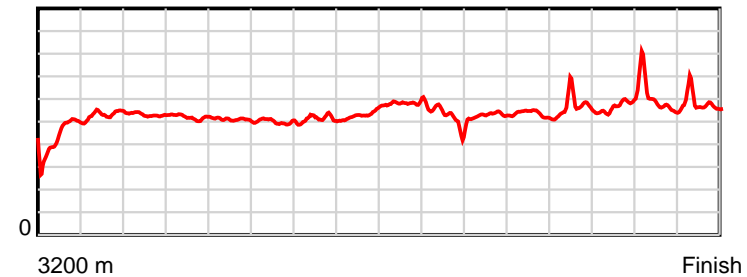
0.6 s Stride duration



20 m/sec Speed



100 % Stride efficiency



Note: Horizontal distance axis grid lines are 200m furlongs.

Disclaimer.

HRNZ and NZMTC and Thoroughbred Ratings Pty Ltd accepts no responsibility for the completeness or accuracy of any of the information contained herein, and makes no representations about its suitability for any particular purpose. Users should make their own judgements about those matters and/or seek independent advice. You assume all risks associated with use of the data provided on this page.



Race Results



November 14, 2017, Race 1, , Distance 3200m, Addington - Survey 3200m

Result	TAB no.	Horse (Barrier)	3200 to	3000m to	2800m to	2600m to	2400m to
7th	5	Tessa's Rocket (0)	3000m	2800m	2600m	2400m	2200m
		Position in running (margin)	-	3(6.4)	3(6.2)	4(3.7)	4(6.5)
		Sectional time (s)	18.09	15.48	15.49	15.84	16.51
		Cumulative time (s)	248.76	230.67	215.19	199.70	183.86
		Speed (m/s)	11.06	12.92	12.91	12.63	12.11
		Stride length (m)	4.93	5.45	5.79	5.57	5.64
		Stride duration (s)	0.448	0.422	0.449	0.441	0.466
		Stride efficiency (%)	37.91	46.45	52.45	48.46	49.79
		Stride count	40.60	36.68	34.52	35.91	35.43

Disclaimer.

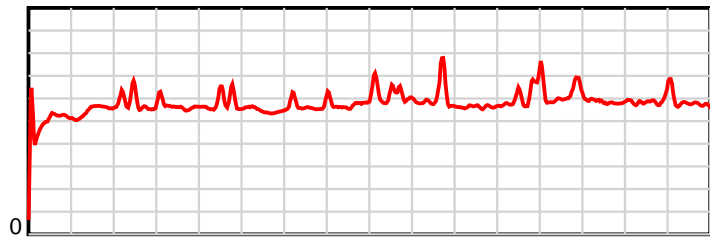
HRNZ and NZMTC and Thoroughbred Ratings Pty Ltd accepts no responsibility for the completeness or accuracy of any of the information contained herein, and makes no representations about its suitability for any particular purpose. Users should make their own judgements about those matters and/or seek independent advice. You assume all risks associated with use of the data provided on this page.

Race Results

November 14, 2017, Race 1, , Distance 3200m, Addington - Survey 3200m

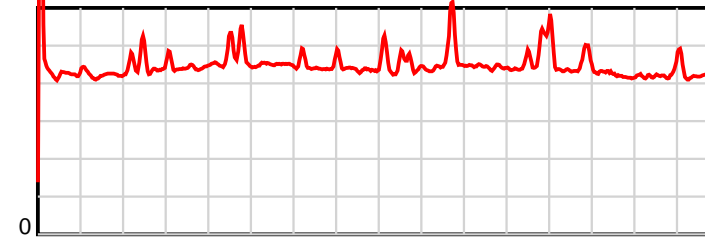
Result	TAB no.	Horse (Barrier)	2200m to	2000m to	1800m to	1600m to	1400m to	1200m to	1000m to	800m to	600m to	400m to	200m to	Total or	Margin
7th	5	Tessa's Rocket (0)	2000m	1800m	1600m	1400m	1200m	1000m	800m	600m	400m	200m	WP	Average	
		Position in running (margin)	4(6.9)	4(7.2)	5(6.0)	5(8.0)	5(8.1)	7(8.3)	8(7.2)	8(8.6)	7(8.5)	6(9.8)	5(10.2)		13.10
		Sectional time (s)	16.49	15.66	15.39	14.76	15.59	15.92	15.40	14.56	14.43	14.43	14.72		
		Cumulative time (s)	167.35	150.86	135.20	119.81	105.05	89.46	73.54	58.14	43.58	29.15	14.72	4:08.76	
		Speed (m/s)	12.13	12.77	13.00	13.55	12.83	12.56	12.99	13.74	13.86	13.86	13.59	12.86	
		Stride length (m)	5.44	5.71	5.68	6.04	5.84	5.56	6.08	6.05	5.80	5.88	5.69	5.68	
		Stride duration (s)	0.448	0.447	0.437	0.446	0.455	0.443	0.468	0.440	0.418	0.424	0.419	0.442	
		Stride efficiency (%)	46.23	50.92	50.37	57.00	53.26	48.32	57.81	57.21	52.53	54.00	50.66	50.47	
		Stride count	36.77	35.04	35.23	33.11	34.26	35.96	32.88	33.05	34.49	34.02	35.13	563.08	

10 m Stride length



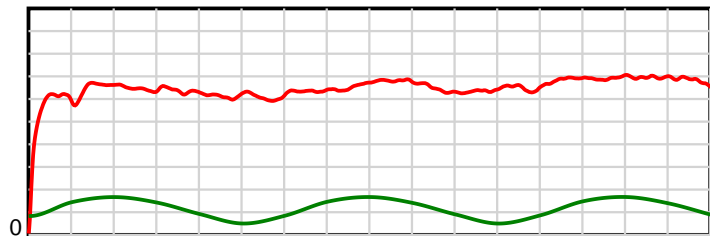
3200 m Finish

0.5 s Stride duration



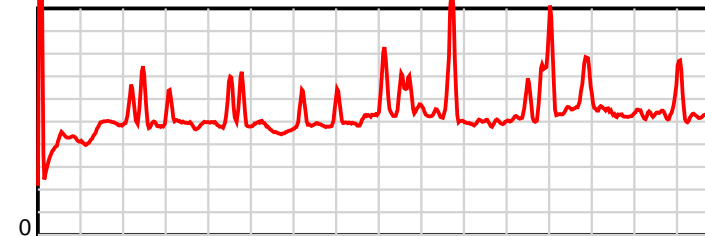
3200 m Finish

20 m/sec Speed



3200 m Finish

100 % Stride efficiency



3200 m Finish

Note: Horizontal distance axis grid lines are 200m furlongs.

Disclaimer.

HRNZ and NZMTC and Thoroughbred Ratings Pty Ltd accepts no responsibility for the completeness or accuracy of any of the information contained herein, and makes no representations about its suitability for any particular purpose. Users should make their own judgements about those matters and/or seek independent advice. You assume all risks associated with use of the data provided on this page.



Race Results



November 14, 2017, Race 1, , Distance 3200m, Addington - Survey 3200m

Result	TAB no.	Horse (Barrier)	3200 to	3000m to	2800m to	2600m to	2400m to
8th	8	Breenys Cullen (7)	3000m	2800m	2600m	2400m	2200m
		Position in running (margin)	-	9(18.3)	10(31.7)	10(26.5)	10(22.8)
		Sectional time (s)	19.99	17.74	15.05	14.74	16.21
		Cumulative time (s)	249.01	229.02	211.28	196.23	181.49
		Speed (m/s)	10.01	11.27	13.29	13.57	12.34
		Stride length (m)	5.33	5.27	6.16	6.34	5.98
		Stride duration (s)	0.468	0.467	0.464	0.468	0.484
		Stride efficiency (%)	44.44	43.34	59.31	62.84	55.80
		Stride count	37.51	37.98	32.46	31.54	33.47

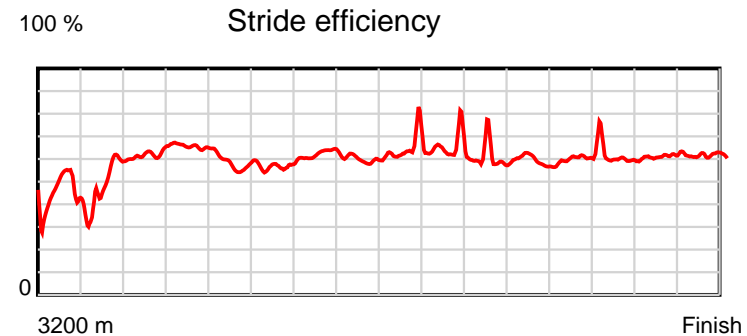
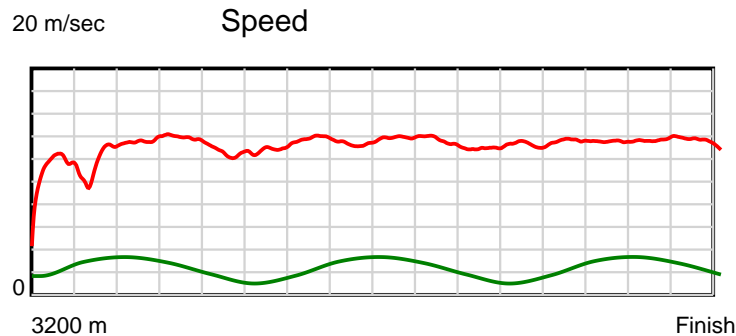
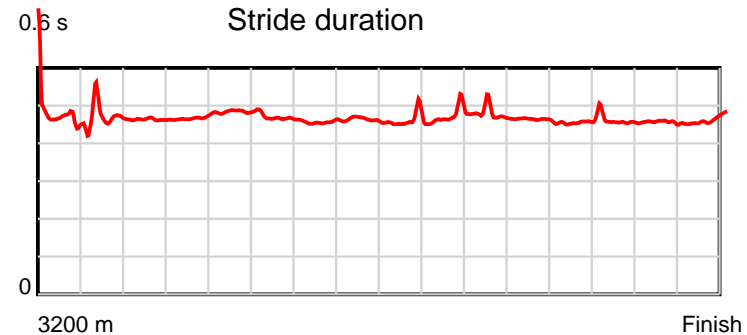
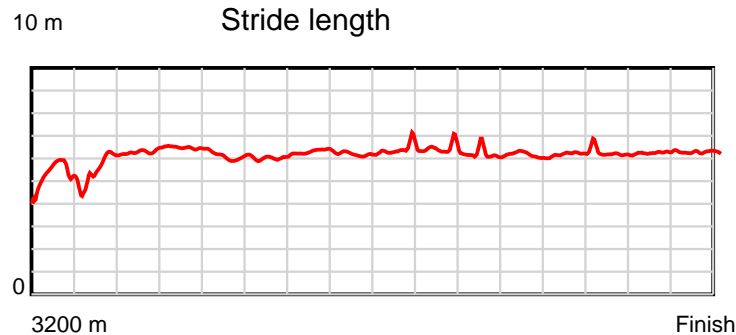
Disclaimer.

HRNZ and NZMTC and Thoroughbred Ratings Pty Ltd accepts no responsibility for the completeness or accuracy of any of the information contained herein, and makes no representations about its suitability for any particular purpose. Users should make their own judgements about those matters and/or seek independent advice. You assume all risks associated with use of the data provided on this page.

Race Results

November 14, 2017, Race 1, , Distance 3200m, Addington - Survey 3200m

Result	TAB no.	Horse (Barrier)	2200m to	2000m to	1800m to	1600m to	1400m to	1200m to	1000m to	800m to	600m to	400m to	200m to	Total or	Margin
8th	8	Breenys Cullen (7)	2000m	1800m	1600m	1400m	1200m	1000m	800m	600m	400m	200m	WP	Average	
		Position in running (margin)	10(21.3)	9(18.1)	7(10.2)	7(11.9)	7(10.6)	4(5.5)	3(3.1)	3(4.0)	4(4.1)	5(8.8)	6(11.3)		14.50
		Sectional time (s)	15.90	14.54	15.34	14.52	14.71	15.70	15.30	14.59	15.01	14.78	14.89		
		Cumulative time (s)	165.28	149.38	134.84	119.50	104.98	90.27	74.57	59.27	44.68	29.67	14.89	4:09.01	
		Speed (m/s)	12.58	13.76	13.04	13.77	13.60	12.74	13.07	13.71	13.32	13.53	13.43	12.85	
		Stride length (m)	5.88	6.28	6.03	6.32	6.44	6.06	6.04	6.30	6.07	6.17	6.25	6.04	
		Stride duration (s)	0.468	0.457	0.463	0.459	0.474	0.476	0.462	0.459	0.455	0.456	0.465	0.470	
		Stride efficiency (%)	54.06	61.71	56.85	62.42	64.88	57.32	57.02	61.95	57.57	59.51	61.05	56.99	
		Stride count	34.00	31.83	33.16	31.64	31.04	33.02	33.11	31.76	32.95	32.41	32.00	529.88	



Note: Horizontal distance axis grid lines are 200m furlongs.

Disclaimer.

HRNZ and NZMTC and Thoroughbred Ratings Pty Ltd accepts no responsibility for the completeness or accuracy of any of the information contained herein, and makes no representations about its suitability for any particular purpose. Users should make their own judgements about those matters and/or seek independent advice. You assume all risks associated with use of the data provided on this page.



Race Results



November 14, 2017, Race 1, , Distance 3200m, Addington - Survey 3200m

Result	TAB no.	Horse (Barrier)	3200 to	3000m to	2800m to	2600m to	2400m to
9th	13	Zachary Binx (3)	3000m	2800m	2600m	2400m	2200m
		Position in running (margin)	-	7(16.1)	7(17.9)	7(13.1)	7(13.8)
		Sectional time (s)	19.81	15.82	15.12	15.48	16.50
		Cumulative time (s)	249.29	229.48	213.66	198.54	183.06
		Speed (m/s)	10.10	12.64	13.23	12.92	12.12
		Stride length (m)	5.56	5.80	5.96	5.96	5.94
		Stride duration (s)	0.469	0.459	0.451	0.461	0.490
		Stride efficiency (%)	48.32	52.55	55.52	55.46	55.05
		Stride count	35.97	34.49	33.55	33.57	33.69

Disclaimer.

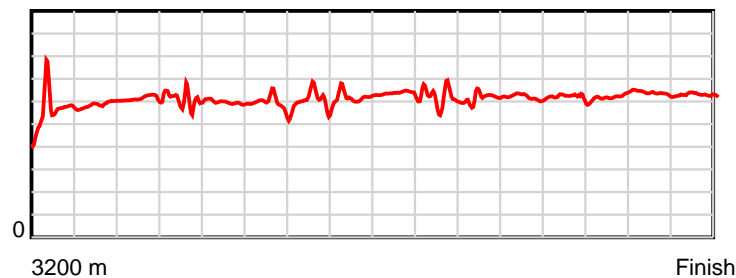
HRNZ and NZMTC and Thoroughbred Ratings Pty Ltd accepts no responsibility for the completeness or accuracy of any of the information contained herein, and makes no representations about its suitability for any particular purpose. Users should make their own judgements about those matters and/or seek independent advice. You assume all risks associated with use of the data provided on this page.

Race Results

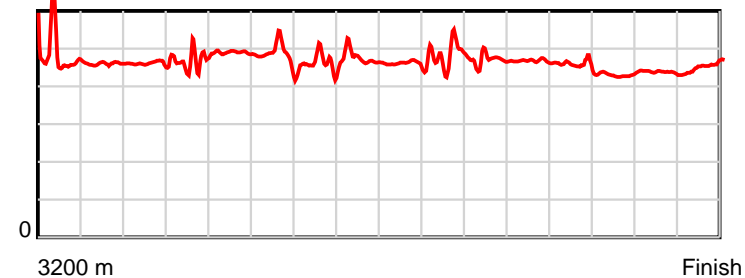
November 14, 2017, Race 1, , Distance 3200m, Addington - Survey 3200m

Result	TAB no.	Horse (Barrier)	2200m to	2000m to	1800m to	1600m to	1400m to	1200m to	1000m to	800m to	600m to	400m to	200m to	Total or	Margin
9th	13	Zachary Binx (3)	2000m	1800m	1600m	1400m	1200m	1000m	800m	600m	400m	200m	WP	Average	
		Position in running (margin)	7(14.0)	7(14.2)	8(10.5)	8(12.2)	9(11.5)	11(12.6)	11(10.1)	10(11.1)	11(12.9)	10(13.4)	10(13.7)		16.10
		Sectional time (s)	16.45	15.26	15.34	14.62	15.74	15.69	15.31	14.87	14.30	14.41	14.57		
		Cumulative time (s)	166.56	150.11	134.85	119.51	104.89	89.15	73.46	58.15	43.28	28.98	14.57	4:09.29	
		Speed (m/s)	12.16	13.11	13.04	13.68	12.71	12.75	13.06	13.45	13.99	13.88	13.73	12.84	
		Stride length (m)	5.81	6.00	6.16	6.21	6.12	5.94	6.10	6.02	6.04	6.05	6.24	5.99	
		Stride duration (s)	0.478	0.457	0.473	0.454	0.482	0.466	0.467	0.448	0.432	0.436	0.455	0.467	
		Stride efficiency (%)	52.83	56.19	59.34	60.28	58.53	55.08	58.13	56.66	57.04	57.25	60.92	56.07	
		Stride count	34.40	33.35	32.46	32.20	32.68	33.69	32.79	33.21	33.10	33.04	32.03	534.22	

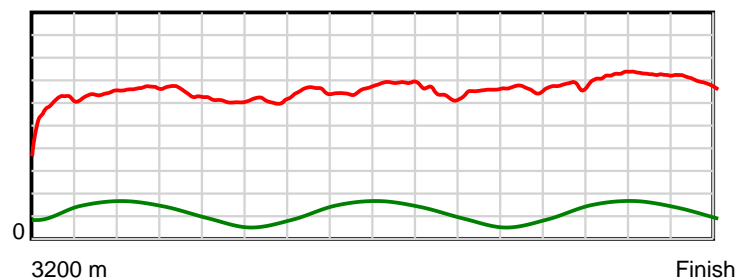
10 m Stride length



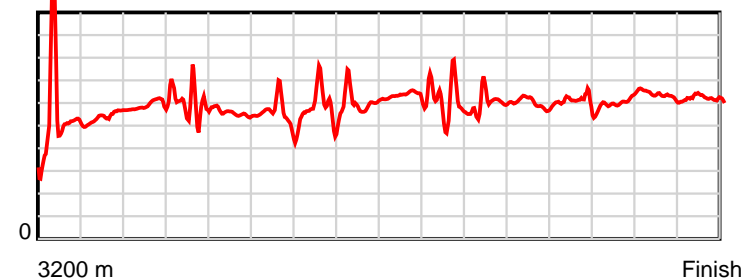
0.6 s Stride duration



20 m/sec Speed



100 % Stride efficiency



Note: Horizontal distance axis grid lines are 200m furlongs.

Disclaimer.

HRNZ and NZMTC and Thoroughbred Ratings Pty Ltd accepts no responsibility for the completeness or accuracy of any of the information contained herein, and makes no representations about its suitability for any particular purpose. Users should make their own judgements about those matters and/or seek independent advice. You assume all risks associated with use of the data provided on this page.



Race Results



November 14, 2017, Race 1, , Distance 3200m, Addington - Survey 3200m

Result	TAB no.	Horse (Barrier)	3200 to	3000m to	2800m to	2600m to	2400m to
10th	3	Alvira Hest (6)	3000m	2800m	2600m	2400m	2200m
		Position in running (margin)	-	11(31.5)	8(29.9)	8(21.1)	8(16.4)
		Sectional time (s)	22.33	15.24	14.44	14.60	16.43
		Cumulative time (s)	249.34	227.01	211.77	197.33	182.73
		Speed (m/s)	8.96	13.12	13.85	13.70	12.17
		Stride length (m)	4.16	5.67	5.87	5.97	5.58
		Stride duration (s)	0.456	0.432	0.424	0.436	0.459
		Stride efficiency (%)	27.07	50.23	53.80	55.71	48.72
		Stride count	48.05	35.28	34.09	33.50	35.82

Disclaimer.

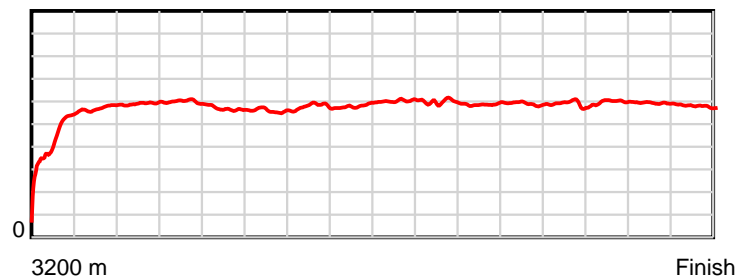
HRNZ and NZMTC and Thoroughbred Ratings Pty Ltd accepts no responsibility for the completeness or accuracy of any of the information contained herein, and makes no representations about its suitability for any particular purpose. Users should make their own judgements about those matters and/or seek independent advice. You assume all risks associated with use of the data provided on this page.

Race Results

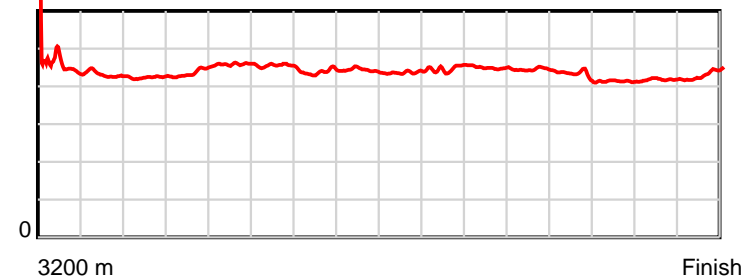
November 14, 2017, Race 1, , Distance 3200m, Addington - Survey 3200m

Result	TAB no.	Horse (Barrier)	2200m to	2000m to	1800m to	1600m to	1400m to	1200m to	1000m to	800m to	600m to	400m to	200m to	Total or	Margin
10th	3	Alvira Hest (6)	2000m	1800m	1600m	1400m	1200m	1000m	800m	600m	400m	200m	WP	Average	
		Position in running (margin)	8(16.3)	8(16.1)	10(12.2)	10(14.4)	11(14.0)	10(11.0)	9(8.3)	9(9.3)	9(10.3)	7(10.4)	7(11.7)		16.40
		Sectional time (s)	16.40	15.22	15.43	14.67	15.06	15.64	15.32	14.75	14.23	14.58	15.00		
		Cumulative time (s)	166.30	149.90	134.68	119.25	104.58	89.52	73.88	58.56	43.81	29.58	15.00	4:09.34	
		Speed (m/s)	12.20	13.14	12.96	13.63	13.28	12.79	13.05	13.56	14.05	13.72	13.33	12.83	
		Stride length (m)	5.55	5.76	5.75	5.95	5.95	5.75	5.81	5.85	5.81	5.74	5.78	5.65	
		Stride duration (s)	0.455	0.439	0.443	0.437	0.448	0.449	0.445	0.431	0.414	0.418	0.434	0.440	
		Stride efficiency (%)	48.15	51.89	51.60	55.36	55.26	51.59	52.68	53.39	52.76	51.43	52.27	49.80	
		Stride count	36.03	34.71	34.80	33.60	33.63	34.81	34.45	34.21	34.42	34.86	34.58	566.84	

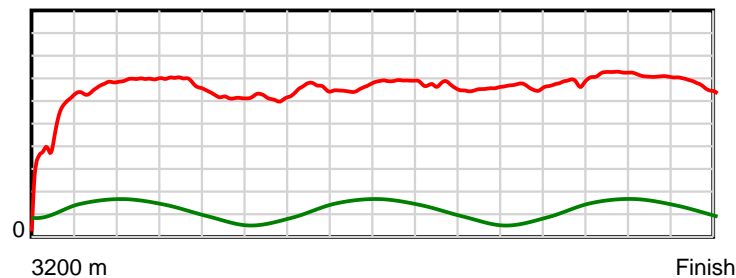
10 m Stride length



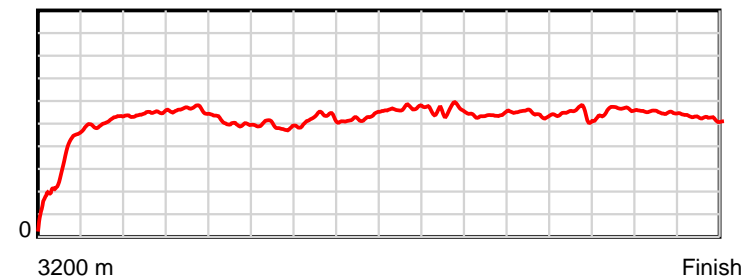
0.5 s Stride duration



20 m/sec Speed



100 % Stride efficiency



Note: Horizontal distance axis grid lines are 200m furlongs.

Disclaimer.

HRNZ and NZMTC and Thoroughbred Ratings Pty Ltd accepts no responsibility for the completeness or accuracy of any of the information contained herein, and makes no representations about its suitability for any particular purpose. Users should make their own judgements about those matters and/or seek independent advice. You assume all risks associated with use of the data provided on this page.



Race Results



November 14, 2017, Race 1, , Distance 3200m, Addington - Survey 3200m

Result	TAB no.	Horse (Barrier)	3200 to	3000m to	2800m to	2600m to	2400m to
11th	10	Trouble Giero (10)	3000m	2800m	2600m	2400m	2200m
		Position in running (margin)	-	6(14.3)	11(44.2)	11(35.9)	11(28.8)
		Sectional time (s)	19.42	20.48	14.54	14.19	15.42
		Cumulative time (s)	254.90	235.48	215.00	200.46	186.27
		Speed (m/s)	10.30	9.77	13.76	14.09	12.97
		Stride length (m)	5.29	4.38	5.91	6.08	5.90
		Stride duration (s)	0.451	0.448	0.430	0.431	0.455
		Stride efficiency (%)	43.71	29.91	54.65	57.74	54.44
		Stride count	37.82	45.71	33.82	32.90	33.88

Disclaimer.

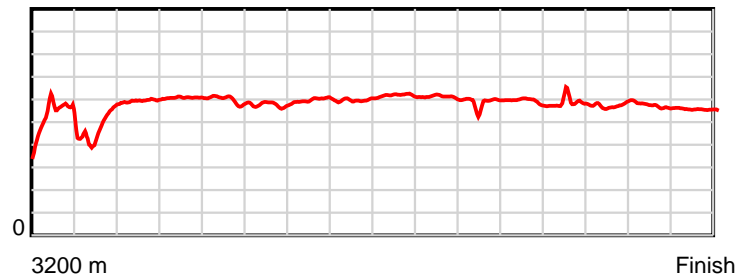
HRNZ and NZMTC and Thoroughbred Ratings Pty Ltd accepts no responsibility for the completeness or accuracy of any of the information contained herein, and makes no representations about its suitability for any particular purpose. Users should make their own judgements about those matters and/or seek independent advice. You assume all risks associated with use of the data provided on this page.

Race Results

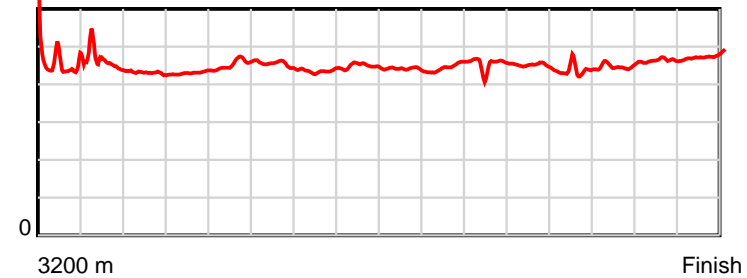
November 14, 2017, Race 1, , Distance 3200m, Addington - Survey 3200m

Result	TAB no.	Horse (Barrier)	2200m to	2000m to	1800m to	1600m to	1400m to	1200m to	1000m to	800m to	600m to	400m to	200m to	Total or	Margin
11th	10	Trouble Giero (10)	2000m	1800m	1600m	1400m	1200m	1000m	800m	600m	400m	200m	WP	Average	
		Position in running (margin)	11(22.6)	11(19.1)	9(11.7)	9(12.7)	8(11.4)	6(7.0)	5(4.8)	5(5.6)	6(8.1)	11(17.9)	11(30.8)		47.30
		Sectional time (s)	15.85	14.63	15.22	14.52	14.83	15.74	15.28	14.99	15.85	16.51	17.43		
		Cumulative time (s)	170.85	155.00	140.37	125.15	110.63	95.80	80.06	64.78	49.79	33.94	17.43	4:14.90	
		Speed (m/s)	12.62	13.67	13.14	13.77	13.49	12.71	13.09	13.34	12.62	12.11	11.47	12.55	
		Stride length (m)	5.71	5.96	5.89	6.07	6.04	5.75	5.88	5.81	5.68	5.62	5.46	5.68	
		Stride duration (s)	0.452	0.436	0.448	0.441	0.448	0.452	0.449	0.436	0.450	0.464	0.476	0.452	
		Stride efficiency (%)	50.95	55.55	54.16	57.60	56.95	51.60	53.98	52.76	50.43	49.37	46.62	50.41	
		Stride count	35.03	33.55	33.97	32.94	33.13	34.81	34.03	34.42	35.21	35.58	36.62	563.42	

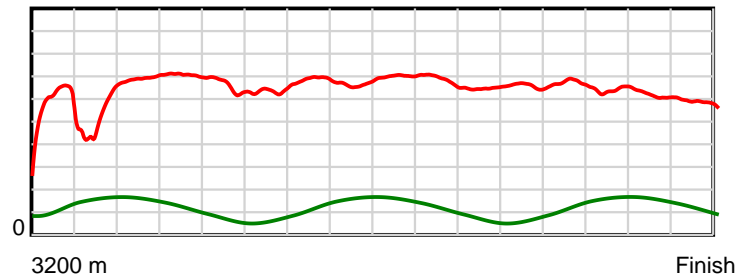
10 m Stride length



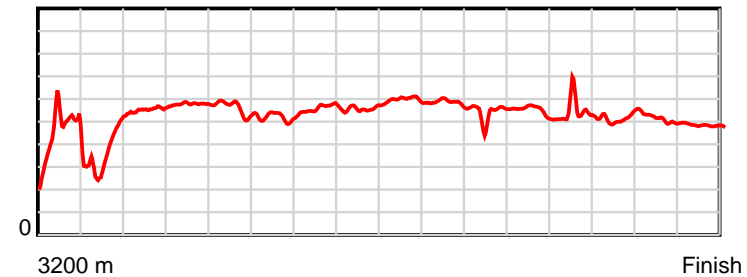
0.6 s Stride duration



20 m/sec Speed



100 % Stride efficiency



Note: Horizontal distance axis grid lines are 200m furlongs.

Disclaimer.

HRNZ and NZMTC and Thoroughbred Ratings Pty Ltd accepts no responsibility for the completeness or accuracy of any of the information contained herein, and makes no representations about its suitability for any particular purpose. Users should make their own judgements about those matters and/or seek independent advice. You assume all risks associated with use of the data provided on this page.



Race Results



November 14, 2017, Race 1, , Distance 3200m, Addington - Survey 3200m

Result	TAB no.	Horse (Barrier)	3200 to	3000m to	2800m to	2600m to	2400m to
12th	2	Feather Boyz (4)	3000m	2800m	2600m	2400m	2200m
		Position in running (margin)	-	12(39.9)	12(54.4)	12(50.4)	12(50.7)
		Sectional time (s)	23.61	17.91	15.26	15.41	16.17
		Cumulative time (s)	264.75	241.14	223.23	207.97	192.56
		Speed (m/s)	8.47	11.17	13.11	12.98	12.37
		Stride length (m)	4.00	5.34	6.02	6.13	5.92
		Stride duration (s)	0.471	0.478	0.460	0.472	0.479
		Stride efficiency (%)	24.97	44.56	56.67	58.63	54.80
		Stride count	50.03	37.45	33.21	32.65	33.77

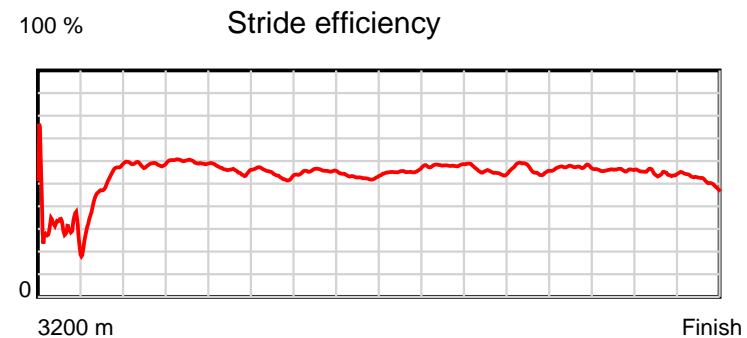
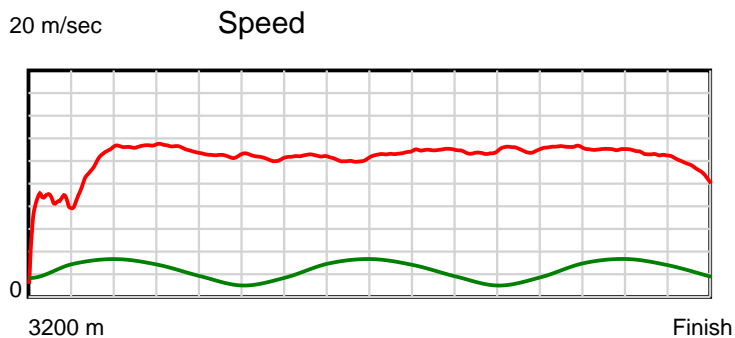
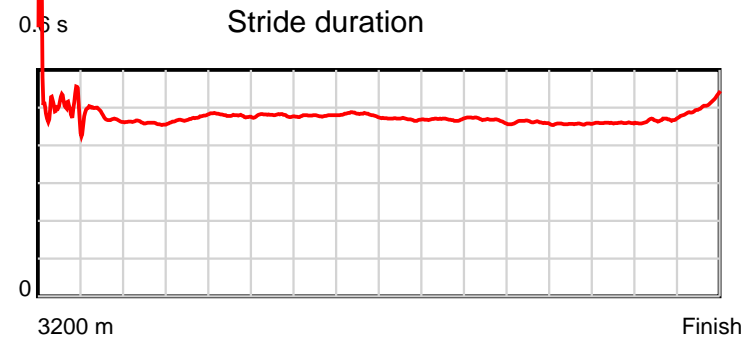
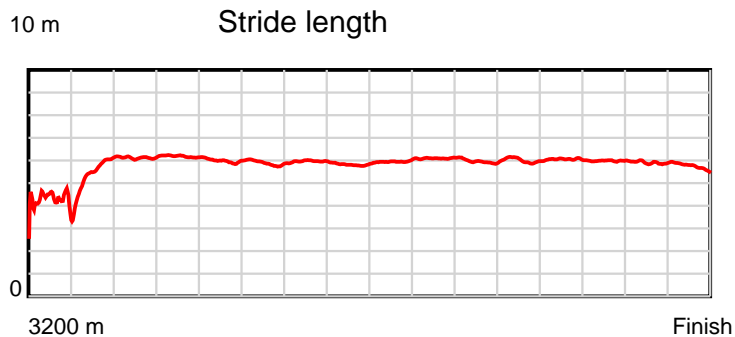
Disclaimer.

HRNZ and NZMTC and Thoroughbred Ratings Pty Ltd accepts no responsibility for the completeness or accuracy of any of the information contained herein, and makes no representations about its suitability for any particular purpose. Users should make their own judgements about those matters and/or seek independent advice. You assume all risks associated with use of the data provided on this page.

Race Results

November 14, 2017, Race 1, , Distance 3200m, Addington - Survey 3200m

Result	TAB no.	Horse (Barrier)	2200m to	2000m to	1800m to	1600m to	1400m to	1200m to	1000m to	800m to	600m to	400m to	200m to	Total or	Margin
12th	2	Feather Boyz (4)	2000m	1800m	1600m	1400m	1200m	1000m	800m	600m	400m	200m	WP	Average	
		Position in running (margin)	12(49.0)	12(48.8)	12(51.1)	12(60.9)	12(67.8)	12(67.3)	12(65.3)	12(66.9)	12(70.4)	12(77.9)	12(86.8)		102.00
		Sectional time (s)	16.41	16.24	16.69	15.88	15.49	15.77	15.43	15.15	15.46	15.85	18.02		
		Cumulative time (s)	176.39	159.98	143.74	127.05	111.17	95.68	79.91	64.48	49.33	33.87	18.02	4:24.75	
		Speed (m/s)	12.19	12.32	11.98	12.59	12.91	12.68	12.96	13.20	12.94	12.62	11.10	12.09	
		Stride length (m)	5.85	5.90	5.77	5.91	6.05	5.92	5.97	6.03	5.93	5.88	5.64	5.71	
		Stride duration (s)	0.480	0.479	0.482	0.469	0.469	0.467	0.461	0.457	0.458	0.466	0.508	0.472	
		Stride efficiency (%)	53.44	54.31	52.10	54.59	57.27	54.77	55.69	56.89	54.94	53.98	49.70	50.95	
		Stride count	34.20	33.92	34.64	33.84	33.04	33.78	33.50	33.15	33.73	34.03	35.46	560.40	



Note: Horizontal distance axis grid lines are 200m furlongs.

Disclaimer.

HRNZ and NZMTC and Thoroughbred Ratings Pty Ltd accepts no responsibility for the completeness or accuracy of any of the information contained herein, and makes no representations about its suitability for any particular purpose. Users should make their own judgements about those matters and/or seek independent advice. You assume all risks associated with use of the data provided on this page.