



Race Results

NZ Metropolitan Trotting Club Inc, HRNZ, November 14, 2017

Compilation date: November 14, 2017, 4:04:43 PM (NZDT)

Copyright © 2017 HRNZ and NZMTC. All rights reserved.

Trademarks.

StrideMASTER is a registered trademark of Thoroughbred Ratings Pty Ltd.

Disclaimer.

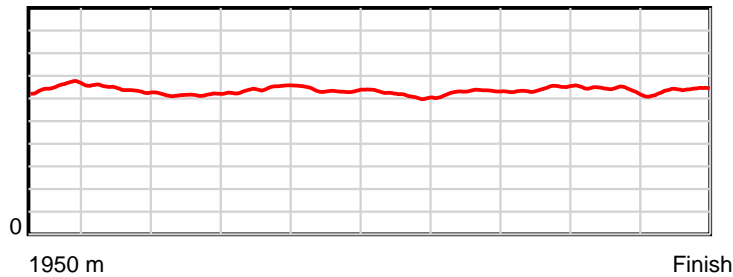
HRNZ and NZMTC and Thoroughbred Ratings Pty Ltd accepts no responsibility for the completeness or accuracy of any of the information contained herein, and makes no representations about its suitability for any particular purpose. Users should make their own judgements about those matters and/or seek independent advice. You assume all risks associated with use of the data provided on this page.

Race Results

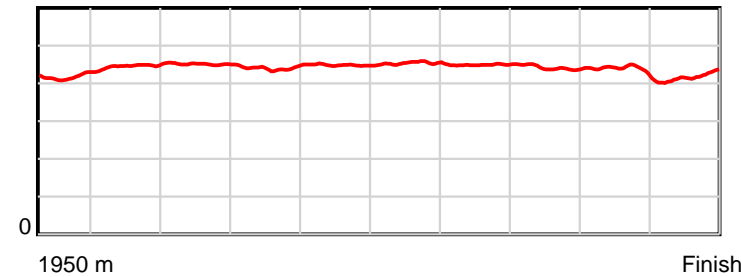
November 14, 2017, Race 7, NRM SIREs STAKES SERIES No.34 FINAL (MOBILE PACE), Distance 1950m, Addington - Survey 1950m

Result	TAB no.	Horse (Barrier)	1950 to	1800m to	1600m to	1400m to	1200m to	1000m to	800m to	600m to	400m to	200m to	Total or	Margin
1st	11	Chase Auckland (8)	1800m	1600m	1400m	1200m	1000m	800m	600m	400m	200m	WP	Average	
		Position in running (margin)	-	5(2.2)	3(1.4)	3(1.3)	3(1.1)	3(1.4)	3(2.6)	3(2.3)	3(1.6)	2(0.6)		0.00
		Sectional time (s)	9.93	13.89	14.60	13.62	14.30	15.10	14.12	13.63	13.49	13.08		
		Cumulative time (s)	135.76	125.83	111.94	97.34	83.72	69.42	54.32	40.20	26.57	13.08	2:15.76	
		Speed (m/s)	15.10	14.40	13.70	14.68	13.99	13.25	14.16	14.67	14.83	15.29	14.36	
		Stride length (m)	6.54	6.42	6.18	6.48	6.27	6.00	6.36	6.47	6.48	6.39	6.35	
		Stride duration (s)	0.417	0.446	0.451	0.441	0.448	0.453	0.449	0.441	0.437	0.418	0.442	
		Stride efficiency (%)	66.94	64.42	59.65	65.53	61.41	56.32	63.23	65.45	65.68	63.77	63.03	
		Stride count	22.92	31.15	32.37	30.88	31.90	33.31	31.44	30.90	30.85	31.31	307.03	

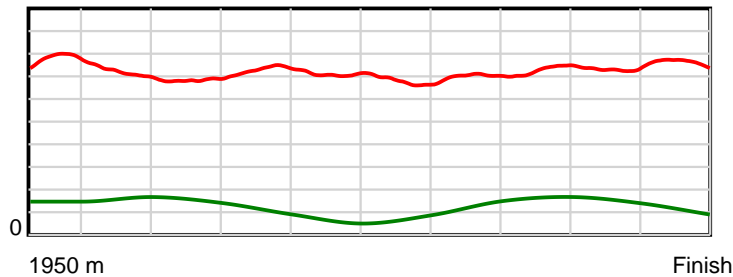
10 m Stride length



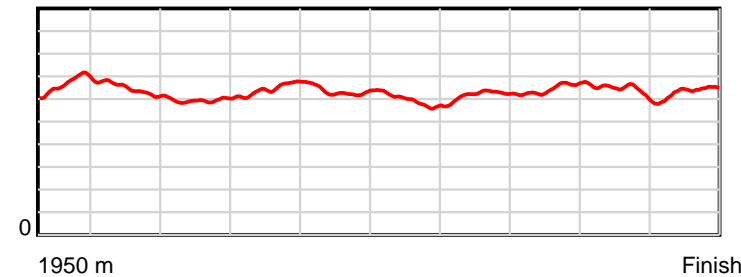
0.6 s Stride duration



20 m/sec Speed



100 % Stride efficiency



Note: Horizontal distance axis grid lines are 200m furlongs.

Disclaimer.

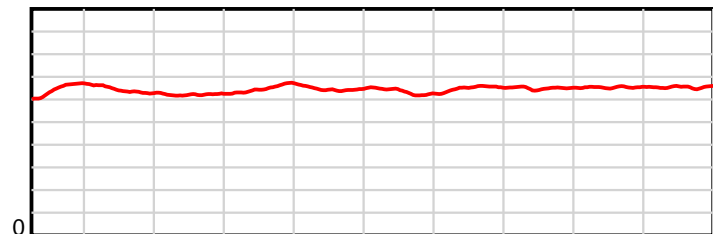
HRNZ and NZMTC and Thoroughbred Ratings Pty Ltd accepts no responsibility for the completeness or accuracy of any of the information contained herein, and makes no representations about its suitability for any particular purpose. Users should make their own judgements about those matters and/or seek independent advice. You assume all risks associated with use of the data provided on this page.

Race Results

November 14, 2017, Race 7, NRM SIREs STAKES SERIES No.34 FINAL (MOBILE PACE), Distance 1950m, Addington - Survey 1950m

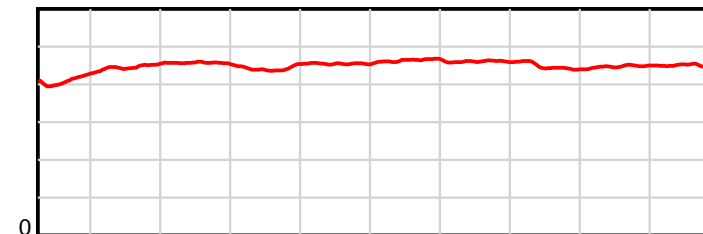
Result	TAB no.	Horse (Barrier)	1950 to	1800m to	1600m to	1400m to	1200m to	1000m to	800m to	600m to	400m to	200m to	Total or	Margin
2nd	1	King Of Swing (1)	1800m	1600m	1400m	1200m	1000m	800m	600m	400m	200m	WP	Average	
		Position in running (margin)	-	2(0.2)	1(0.0)	1(0.0)	1(0.0)	1(0.0)	1(0.0)	1(0.0)	1(0.0)	1(0.0)		2.80
		Sectional time (s)	9.54	13.99	14.60	13.66	14.25	14.90	14.17	13.73	13.66	13.76		
		Cumulative time (s)	136.26	126.72	112.73	98.13	84.47	70.22	55.32	41.15	27.42	13.76	2:16.26	
		Speed (m/s)	15.72	14.30	13.70	14.64	14.04	13.42	14.11	14.57	14.64	14.53	14.31	
		Stride length (m)	6.45	6.38	6.25	6.48	6.38	6.22	6.50	6.50	6.56	6.57	6.43	
		Stride duration (s)	0.411	0.446	0.456	0.443	0.455	0.463	0.461	0.447	0.448	0.452	0.449	
		Stride efficiency (%)	64.97	63.66	61.06	65.70	63.66	60.44	66.02	66.09	67.22	67.47	64.56	
		Stride count	23.26	31.33	32.00	30.84	31.33	32.16	30.77	30.75	30.49	30.44	303.37	

10 m Stride length



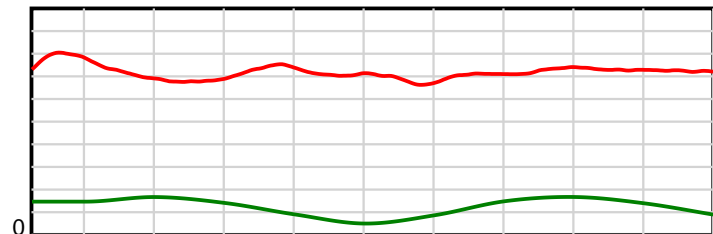
1950 m Finish

0.6 s Stride duration



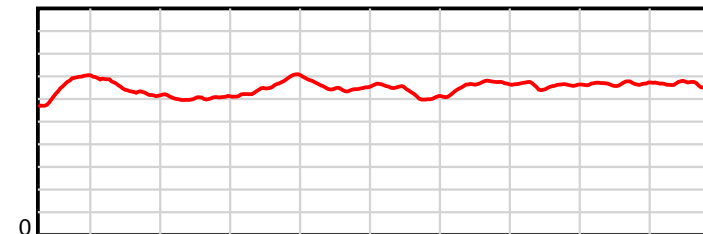
1950 m Finish

20 m/sec Speed



1950 m Finish

100 % Stride efficiency



1950 m Finish

Note: Horizontal distance axis grid lines are 200m furlongs.

Disclaimer.

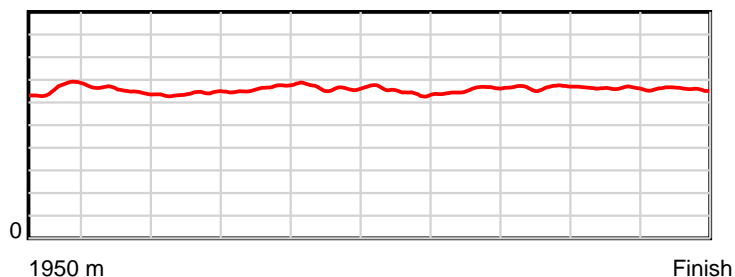
HRNZ and NZMTC and Thoroughbred Ratings Pty Ltd accepts no responsibility for the completeness or accuracy of any of the information contained herein, and makes no representations about its suitability for any particular purpose. Users should make their own judgements about those matters and/or seek independent advice. You assume all risks associated with use of the data provided on this page.

Race Results

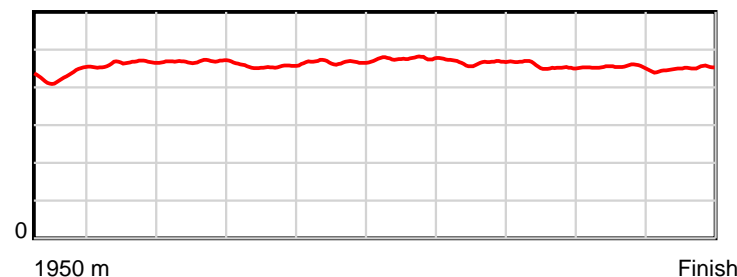
November 14, 2017, Race 7, NRM SIREs STAKES SERIES No.34 FINAL (MOBILE PACE), Distance 1950m, Addington - Survey 1950m

Result	TAB no.	Horse (Barrier)	1950 to	1800m to	1600m to	1400m to	1200m to	1000m to	800m to	600m to	400m to	200m to	Total or	Margin
3rd	12	Cullenburn (9)	1800m	1600m	1400m	1200m	1000m	800m	600m	400m	200m	WP	Average	
		Position in running (margin)	-	8(3.2)	5(4.1)	6(3.6)	6(4.2)	6(3.6)	6(3.8)	6(3.6)	6(4.0)	5(3.6)		5.10
		Sectional time (s)	9.92	14.18	14.51	13.76	14.15	14.94	14.14	13.80	13.61	13.67		
		Cumulative time (s)	136.68	126.76	112.58	98.07	84.31	70.16	55.22	41.08	27.28	13.67	2:16.68	
		Speed (m/s)	15.12	14.10	13.78	14.53	14.13	13.39	14.14	14.49	14.70	14.63	14.27	
		Stride length (m)	6.68	6.54	6.47	6.63	6.60	6.39	6.60	6.62	6.67	6.59	6.57	
		Stride duration (s)	0.432	0.463	0.469	0.456	0.467	0.477	0.466	0.456	0.454	0.450	0.461	
		Stride efficiency (%)	69.78	66.78	65.40	68.60	68.07	63.74	68.01	68.41	69.53	67.86	67.53	
		Stride count	22.45	30.59	30.91	30.19	30.30	31.32	30.32	30.23	29.98	30.35	296.64	

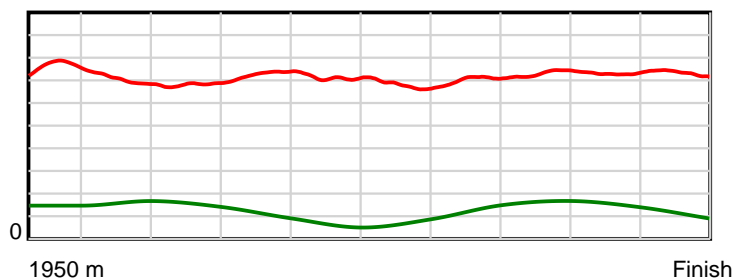
10 m Stride length



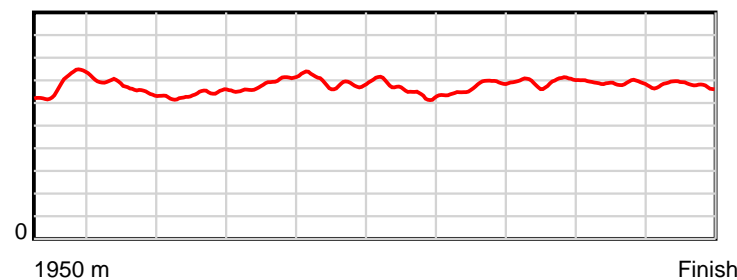
0.6 s Stride duration



20 m/sec Speed



100 % Stride efficiency



Note: Horizontal distance axis grid lines are 200m furlongs.

Disclaimer.

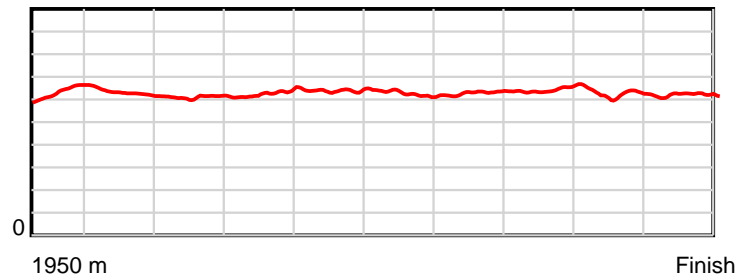
HRNZ and NZMTC and Thoroughbred Ratings Pty Ltd accepts no responsibility for the completeness or accuracy of any of the information contained herein, and makes no representations about its suitability for any particular purpose. Users should make their own judgements about those matters and/or seek independent advice. You assume all risks associated with use of the data provided on this page.

Race Results

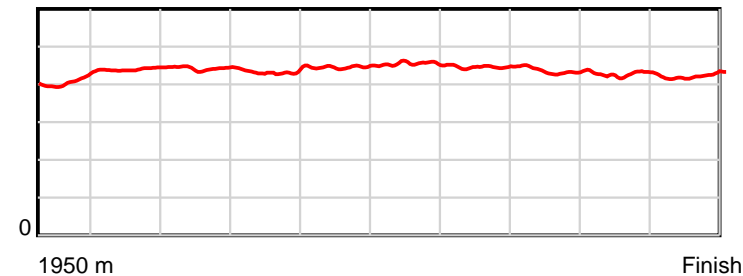
November 14, 2017, Race 7, NRM SIRES STAKES SERIES No.34 FINAL (MOBILE PACE), Distance 1950m, Addington - Survey 1950m

Result	TAB no.	Horse (Barrier)	1950 to	1800m to	1600m to	1400m to	1200m to	1000m to	800m to	600m to	400m to	200m to	Total or	Margin
4th	2	All U Need is ... (2)	1800m	1600m	1400m	1200m	1000m	800m	600m	400m	200m	WP	Average	
		Position in running (margin)	-	1(0.0)	2(1.2)	2(1.0)	4(1.8)	4(2.3)	4(2.7)	4(2.4)	4(3.0)	4(3.4)		5.20
		Sectional time (s)	9.43	14.22	14.56	13.80	14.33	14.98	14.11	13.84	13.72	13.71		
		Cumulative time (s)	136.70	127.27	113.05	98.49	84.69	70.36	55.38	41.27	27.43	13.71	2:16.70	
		Speed (m/s)	15.90	14.06	13.74	14.49	13.96	13.35	14.17	14.45	14.58	14.59	14.26	
		Stride length (m)	6.40	6.19	6.08	6.28	6.21	6.08	6.32	6.29	6.20	6.17	6.21	
		Stride duration (s)	0.407	0.440	0.443	0.433	0.445	0.455	0.446	0.435	0.425	0.423	0.436	
		Stride efficiency (%)	64.07	59.85	57.76	61.55	60.19	57.72	62.35	61.81	60.04	59.54	60.35	
		Stride count	23.43	32.32	32.90	31.87	32.23	32.91	31.66	31.80	32.27	32.40	313.79	

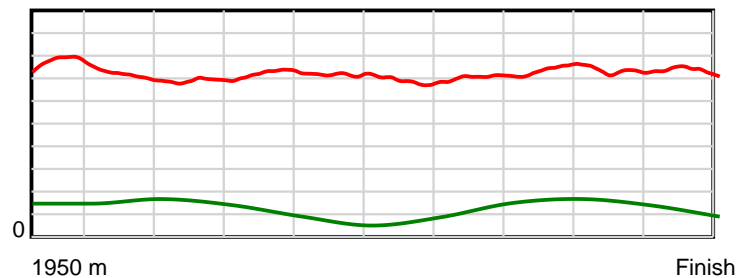
10 m Stride length



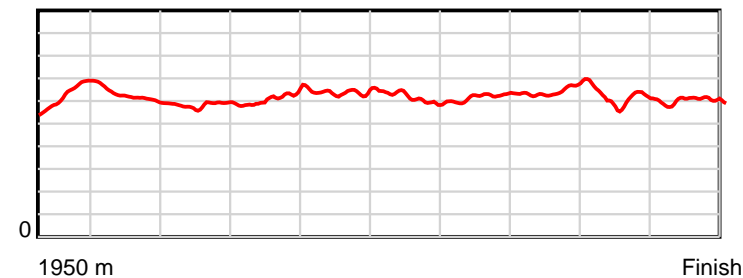
0.6 s Stride duration



20 m/sec Speed



100 % Stride efficiency



Note: Horizontal distance axis grid lines are 200m furlongs.

Disclaimer.

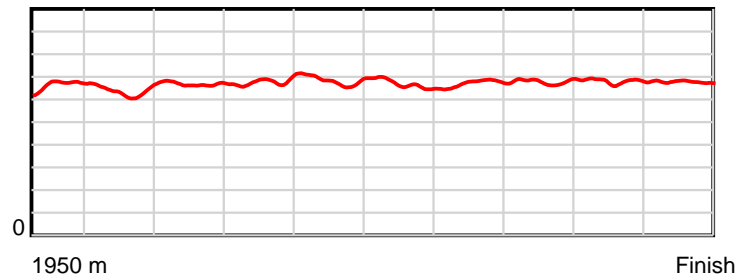
HRNZ and NZMTC and Thoroughbred Ratings Pty Ltd accepts no responsibility for the completeness or accuracy of any of the information contained herein, and makes no representations about its suitability for any particular purpose. Users should make their own judgements about those matters and/or seek independent advice. You assume all risks associated with use of the data provided on this page.

Race Results

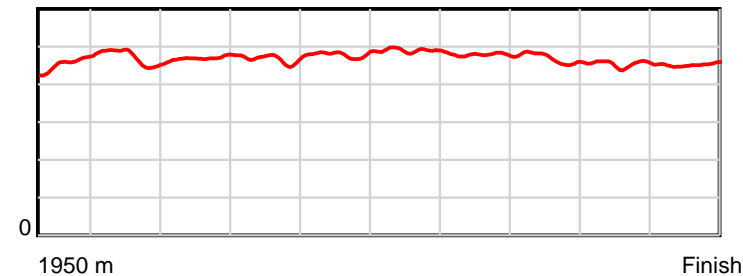
November 14, 2017, Race 7, NRM SIREs STAKES SERIES No.34 FINAL (MOBILE PACE), Distance 1950m, Addington - Survey 1950m

Result	TAB no.	Horse (Barrier)	1950 to	1800m to	1600m to	1400m to	1200m to	1000m to	800m to	600m to	400m to	200m to	Total or	Margin
5th	8	Recco Lover (6)	1800m	1600m	1400m	1200m	1000m	800m	600m	400m	200m	WP	Average	
		Position in running (margin)	-	10(5.0)	11(12.7)	11(7.6)	12(7.9)	12(7.1)	12(8.1)	12(8.0)	12(8.1)	7(5.0)		5.30
		Sectional time (s)	10.28	15.30	13.76	13.70	14.12	15.07	14.16	13.76	13.14	13.42		
		Cumulative time (s)	136.71	126.43	111.13	97.37	83.67	69.55	54.48	40.32	26.56	13.42	2:16.71	
		Speed (m/s)	14.59	13.07	14.53	14.60	14.16	13.27	14.12	14.53	15.22	14.90	14.26	
		Stride length (m)	6.72	6.16	6.84	6.83	6.79	6.49	6.75	6.79	6.92	6.74	6.69	
		Stride duration (s)	0.459	0.471	0.470	0.468	0.479	0.489	0.478	0.467	0.454	0.452	0.469	
		Stride efficiency (%)	70.47	59.24	73.05	72.87	72.06	65.81	71.27	72.06	74.73	71.01	70.03	
		Stride count	22.34	32.48	29.25	29.29	29.45	30.82	29.62	29.45	28.92	29.67	291.29	

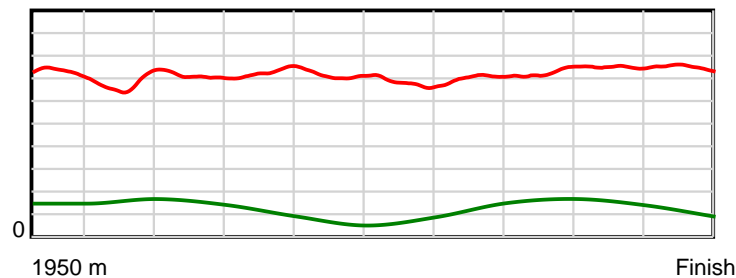
10 m Stride length



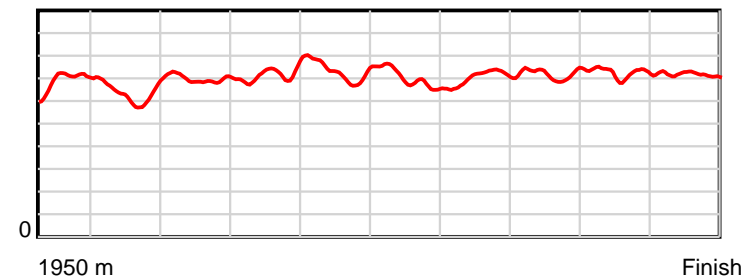
0.6 s Stride duration



20 m/sec Speed



100 % Stride efficiency



Note: Horizontal distance axis grid lines are 200m furlongs.

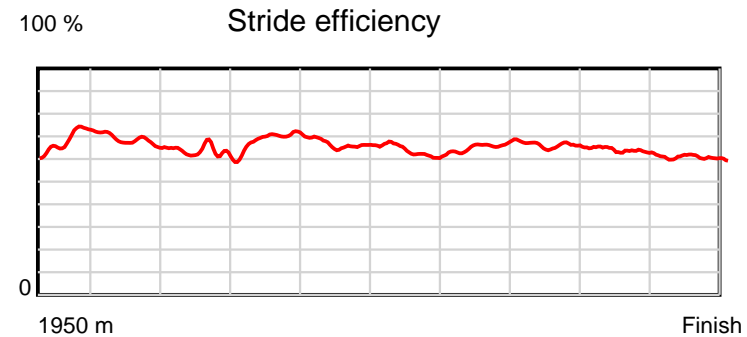
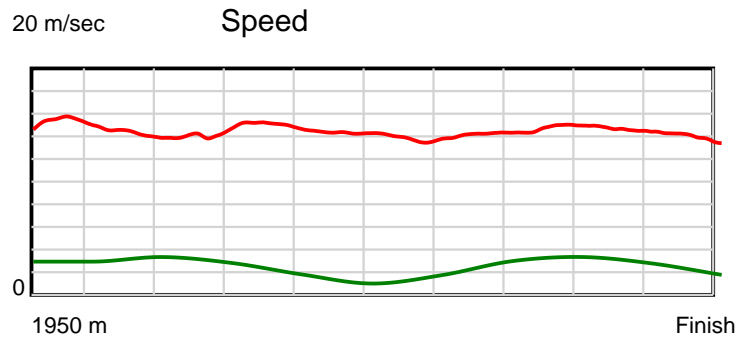
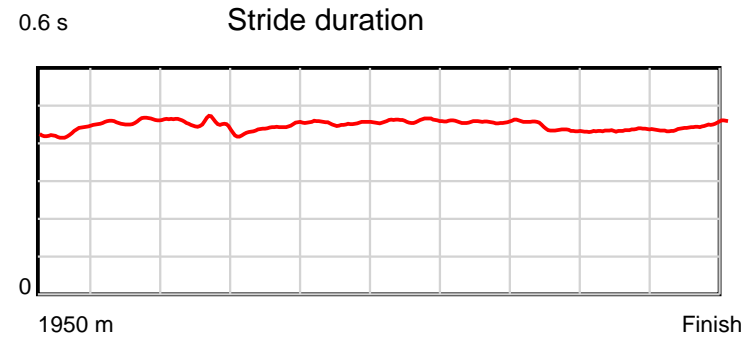
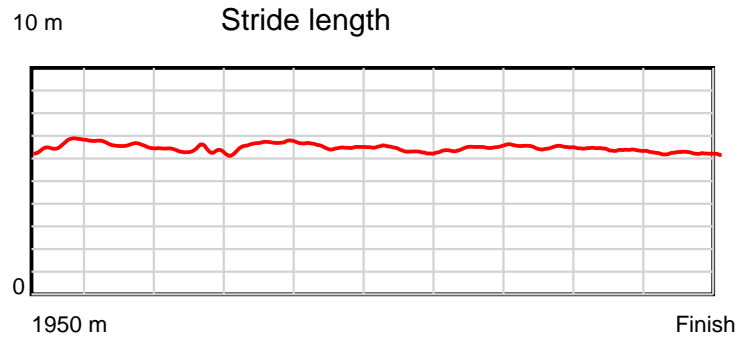
Disclaimer.

HRNZ and NZMTC and Thoroughbred Ratings Pty Ltd accepts no responsibility for the completeness or accuracy of any of the information contained herein, and makes no representations about its suitability for any particular purpose. Users should make their own judgements about those matters and/or seek independent advice. You assume all risks associated with use of the data provided on this page.

Race Results

November 14, 2017, Race 7, NRM SIREs STAKES SERIES No.34 FINAL (MOBILE PACE), Distance 1950m, Addington - Survey 1950m

Result	TAB no.	Horse (Barrier)	1950 to	1800m to	1600m to	1400m to	1200m to	1000m to	800m to	600m to	400m to	200m to	Total or	Margin
6th	3	Pat's Delight (3)	1800m	1600m	1400m	1200m	1000m	800m	600m	400m	200m	WP	Average	
		Position in running (margin)	-	3(1.3)	4(2.5)	4(2.1)	2(0.1)	2(0.7)	2(0.7)	2(0.5)	2(0.6)	3(1.5)		6.80
		Sectional time (s)	9.64	14.23	14.53	13.32	14.36	14.90	14.12	13.76	13.81	14.31		
		Cumulative time (s)	136.98	127.34	113.11	98.58	85.26	70.90	56.00	41.88	28.12	14.31	2:16.98	
		Speed (m/s)	15.56	14.05	13.76	15.02	13.93	13.42	14.16	14.53	14.48	13.98	14.24	
		Stride length (m)	6.59	6.45	6.22	6.62	6.31	6.18	6.47	6.39	6.30	6.23	6.37	
		Stride duration (s)	0.430	0.459	0.452	0.441	0.453	0.461	0.457	0.440	0.435	0.446	0.447	
		Stride efficiency (%)	67.77	64.92	60.41	68.54	62.31	59.72	65.40	63.87	61.99	60.70	63.35	
		Stride count	22.78	31.03	32.17	30.20	31.67	32.35	30.92	31.28	31.76	32.09	306.25	



Note: Horizontal distance axis grid lines are 200m furlongs.

Disclaimer.

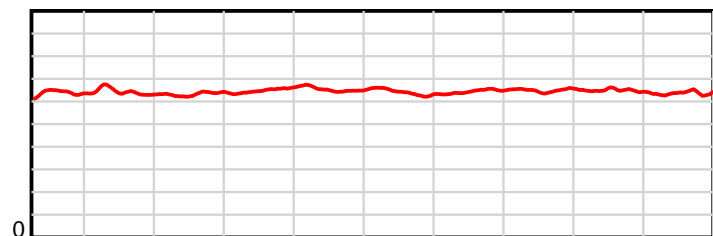
HRNZ and NZMTC and Thoroughbred Ratings Pty Ltd accepts no responsibility for the completeness or accuracy of any of the information contained herein, and makes no representations about its suitability for any particular purpose. Users should make their own judgements about those matters and/or seek independent advice. You assume all risks associated with use of the data provided on this page.

Race Results

November 14, 2017, Race 7, NRM SIREs STAKES SERIES No.34 FINAL (MOBILE PACE), Distance 1950m, Addington - Survey 1950m

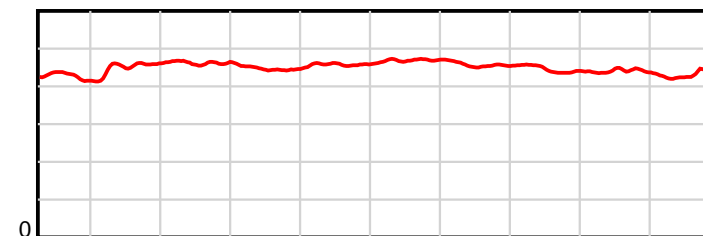
Result	TAB no.	Horse (Barrier)	1950 to	1800m to	1600m to	1400m to	1200m to	1000m to	800m to	600m to	400m to	200m to	Total or	Margin
6th	15	Tennyson Brom... (12)	1800m	1600m	1400m	1200m	1000m	800m	600m	400m	200m	WP	Average	
		Position in running (margin)	-	12(5.5)	7(6.1)	8(5.4)	10(6.1)	9(5.6)	9(5.2)	9(5.2)	8(5.5)	8(5.2)		6.80
		Sectional time (s)	10.33	14.12	14.49	13.77	14.18	14.84	14.17	13.78	13.61	13.69		
		Cumulative time (s)	136.98	126.65	112.53	98.04	84.27	70.09	55.25	41.08	27.30	13.69	2:16.98	
		Speed (m/s)	14.52	14.16	13.80	14.52	14.10	13.48	14.11	14.51	14.70	14.61	14.24	
		Stride length (m)	6.40	6.40	6.38	6.50	6.46	6.32	6.45	6.45	6.48	6.36	6.42	
		Stride duration (s)	0.427	0.452	0.462	0.447	0.458	0.469	0.457	0.445	0.441	0.435	0.451	
		Stride efficiency (%)	64.06	64.09	63.52	65.98	65.28	62.42	64.94	65.04	65.58	63.17	64.41	
		Stride count	23.43	31.23	31.37	30.78	30.94	31.64	31.02	31.00	30.87	31.46	303.74	

10 m Stride length



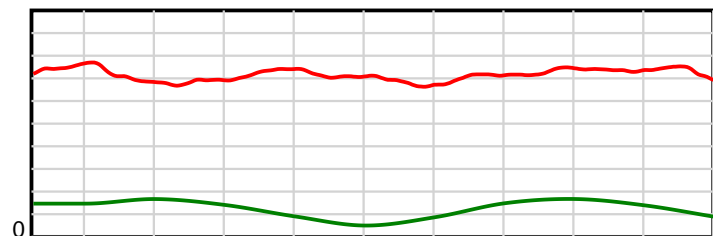
1950 m Finish

0.6 s Stride duration



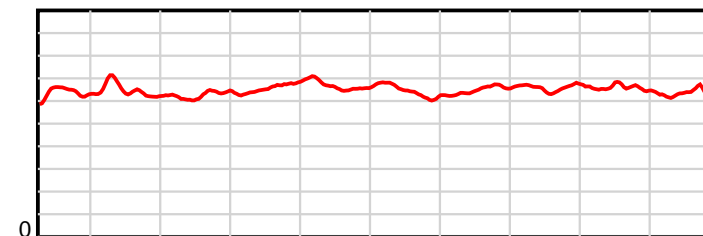
1950 m Finish

20 m/sec Speed



1950 m Finish

100 % Stride efficiency



1950 m Finish

Note: Horizontal distance axis grid lines are 200m furlongs.

Disclaimer.

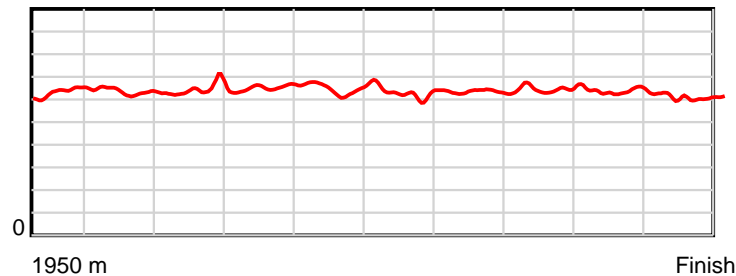
HRNZ and NZMTC and Thoroughbred Ratings Pty Ltd accepts no responsibility for the completeness or accuracy of any of the information contained herein, and makes no representations about its suitability for any particular purpose. Users should make their own judgements about those matters and/or seek independent advice. You assume all risks associated with use of the data provided on this page.

Race Results

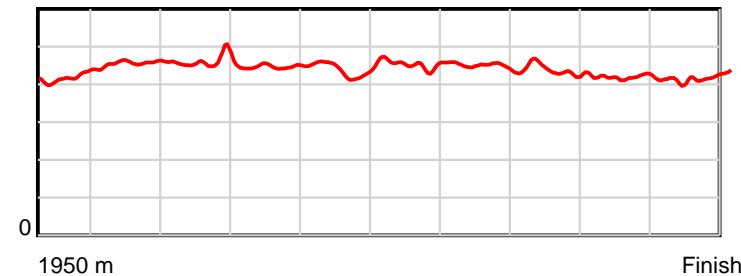
November 14, 2017, Race 7, NRM SIRES STAKES SERIES No.34 FINAL (MOBILE PACE), Distance 1950m, Addington - Survey 1950m

Result	TAB no.	Horse (Barrier)	1950 to	1800m to	1600m to	1400m to	1200m to	1000m to	800m to	600m to	400m to	200m to	Total or	Margin
8th	4	Henry Hubert (4)	1800m	1600m	1400m	1200m	1000m	800m	600m	400m	200m	WP	Average	
		Position in running (margin)	-	4(2.2)	9(7.3)	10(7.1)	11(7.2)	11(5.9)	10(6.3)	11(5.7)	11(6.4)	11(6.2)		7.80
		Sectional time (s)	9.76	14.88	14.57	13.67	14.03	14.98	14.05	13.86	13.62	13.75		
		Cumulative time (s)	137.17	127.41	112.53	97.96	84.29	70.26	55.28	41.23	27.37	13.75	2:17.17	
		Speed (m/s)	15.36	13.44	13.73	14.63	14.26	13.35	14.23	14.43	14.68	14.55	14.22	
		Stride length (m)	6.35	6.12	6.29	6.53	6.28	6.05	6.36	6.29	6.14	6.10	6.25	
		Stride duration (s)	0.418	0.455	0.458	0.447	0.441	0.453	0.447	0.436	0.418	0.419	0.439	
		Stride efficiency (%)	62.92	58.49	61.78	66.71	61.72	57.23	63.15	61.88	58.88	58.14	60.95	
		Stride count	23.64	32.69	31.81	30.61	31.82	33.05	31.46	31.78	32.58	32.79	312.23	

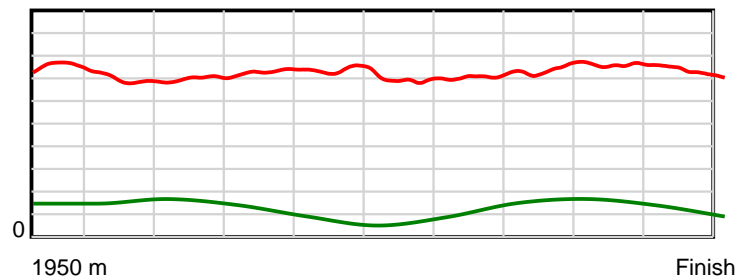
10 m Stride length



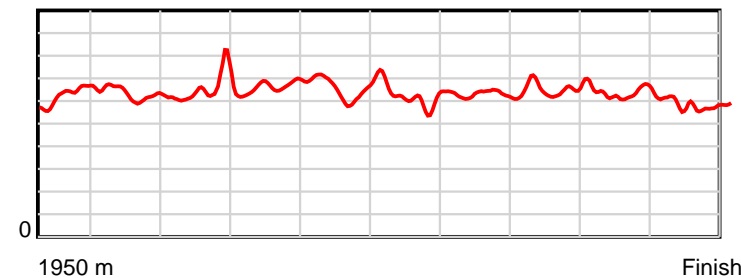
0.6 s Stride duration



20 m/sec Speed



100 % Stride efficiency



Note: Horizontal distance axis grid lines are 200m furlongs.

Disclaimer.

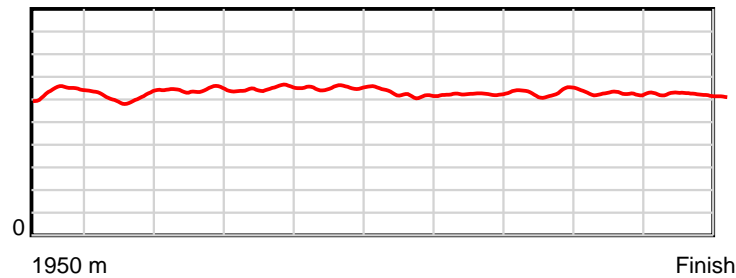
HRNZ and NZMTC and Thoroughbred Ratings Pty Ltd accepts no responsibility for the completeness or accuracy of any of the information contained herein, and makes no representations about its suitability for any particular purpose. Users should make their own judgements about those matters and/or seek independent advice. You assume all risks associated with use of the data provided on this page.

Race Results

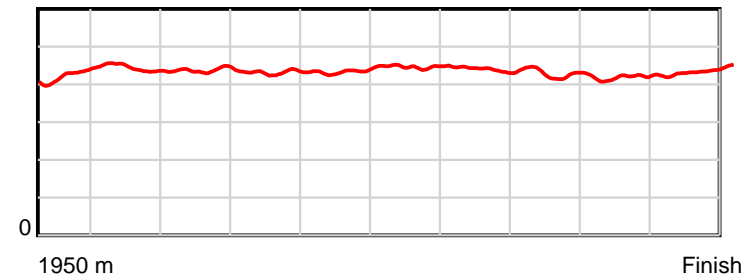
November 14, 2017, Race 7, NRM SIREs STAKES SERIES No.34 FINAL (MOBILE PACE), Distance 1950m, Addington - Survey 1950m

Result	TAB no.	Horse (Barrier)	1950 to	1800m to	1600m to	1400m to	1200m to	1000m to	800m to	600m to	400m to	200m to	Total or	Margin
9th	6	Spankem (5)	1800m	1600m	1400m	1200m	1000m	800m	600m	400m	200m	WP	Average	
		Position in running (margin)	-	6(3.0)	10(10.1)	9(6.3)	7(4.4)	5(2.5)	5(3.3)	5(2.5)	5(3.3)	6(3.7)		7.90
		Sectional time (s)	9.96	15.22	13.96	13.34	13.94	15.03	14.03	13.87	13.73	14.10		
		Cumulative time (s)	137.18	127.22	112.00	98.04	84.70	70.76	55.73	41.70	27.83	14.10	2:17.18	
		Speed (m/s)	15.06	13.14	14.33	14.99	14.35	13.31	14.26	14.42	14.57	14.18	14.21	
		Stride length (m)	6.36	5.83	6.27	6.47	6.25	5.94	6.26	6.15	6.10	6.22	6.17	
		Stride duration (s)	0.424	0.444	0.438	0.432	0.436	0.446	0.440	0.426	0.419	0.438	0.434	
		Stride efficiency (%)	63.20	53.15	61.43	65.47	61.09	55.04	61.32	59.02	58.17	60.37	59.58	
		Stride count	23.59	34.29	31.90	30.90	31.99	33.70	31.93	32.54	32.78	32.18	315.80	

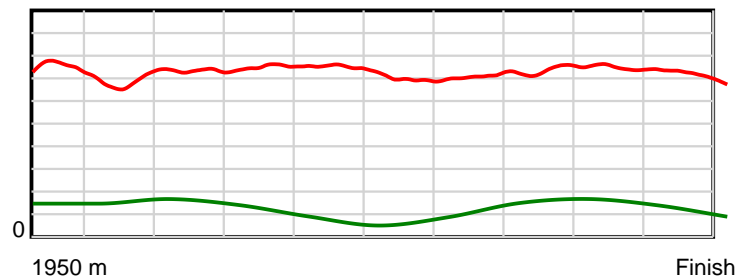
10 m Stride length



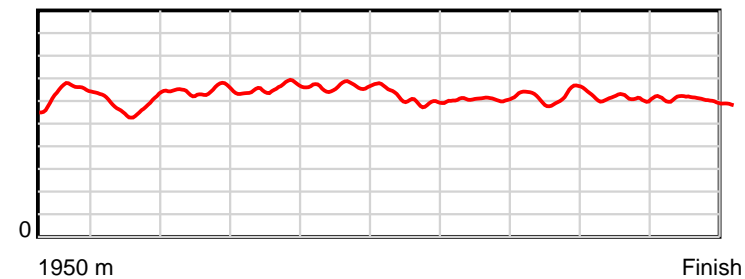
0.6 s Stride duration



20 m/sec Speed



100 % Stride efficiency



Note: Horizontal distance axis grid lines are 200m furlongs.

Disclaimer.

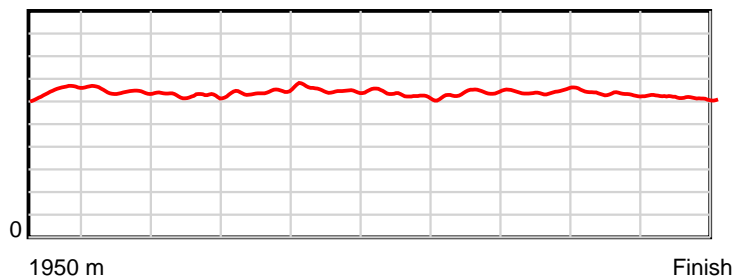
HRNZ and NZMTC and Thoroughbred Ratings Pty Ltd accepts no responsibility for the completeness or accuracy of any of the information contained herein, and makes no representations about its suitability for any particular purpose. Users should make their own judgements about those matters and/or seek independent advice. You assume all risks associated with use of the data provided on this page.

Race Results

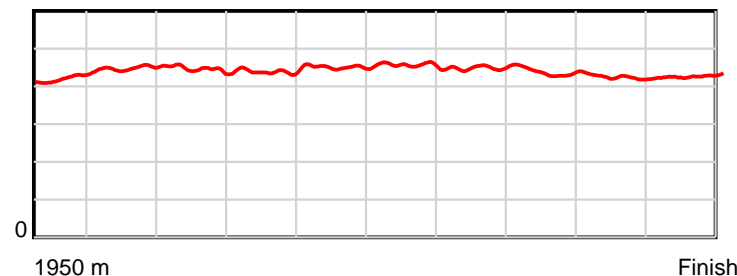
November 14, 2017, Race 7, NRM SIREs STAKES SERIES No.34 FINAL (MOBILE PACE), Distance 1950m, Addington - Survey 1950m

Result	TAB no.	Horse (Barrier)	1950 to	1800m to	1600m to	1400m to	1200m to	1000m to	800m to	600m to	400m to	200m to	Total or	Margin
10th	13	Think About Me (10)	1800m	1600m	1400m	1200m	1000m	800m	600m	400m	200m	WP	Average	
		Position in running (margin)	-	7(3.1)	6(4.6)	5(3.5)	5(4.0)	7(4.1)	7(4.4)	7(4.0)	7(4.7)	9(5.9)		8.60
		Sectional time (s)	9.92	14.26	14.43	13.73	14.28	14.95	14.11	13.85	13.85	13.92		
		Cumulative time (s)	137.30	127.38	113.12	98.69	84.96	70.68	55.73	41.62	27.77	13.92	2:17.30	
		Speed (m/s)	15.12	14.03	13.86	14.57	14.01	13.38	14.17	14.44	14.44	14.37	14.20	
		Stride length (m)	6.51	6.28	6.18	6.41	6.32	6.10	6.38	6.30	6.11	6.14	6.26	
		Stride duration (s)	0.421	0.448	0.446	0.440	0.451	0.456	0.450	0.436	0.423	0.428	0.441	
		Stride efficiency (%)	66.22	61.72	59.59	64.24	62.34	58.13	63.54	62.04	58.35	58.97	61.32	
		Stride count	23.04	31.82	32.39	31.19	31.66	32.79	31.37	31.74	32.73	32.56	311.29	

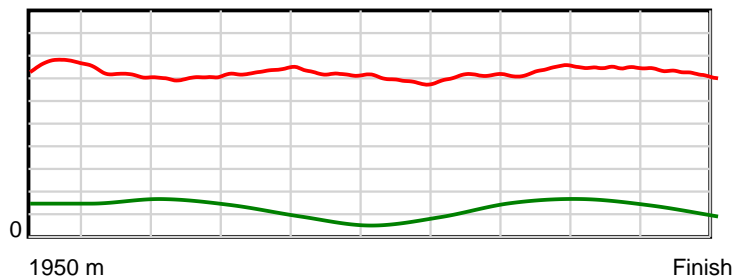
10 m Stride length



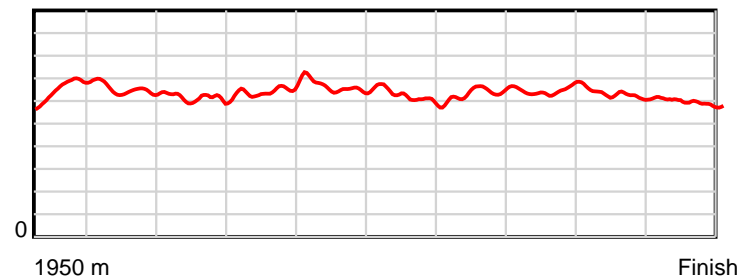
0.6 s Stride duration



20 m/sec Speed



100 % Stride efficiency



Note: Horizontal distance axis grid lines are 200m furlongs.

Disclaimer.

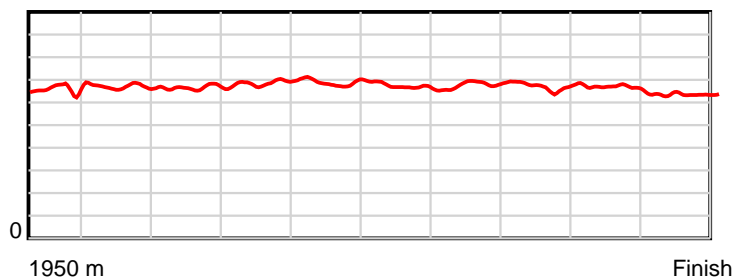
HRNZ and NZMTC and Thoroughbred Ratings Pty Ltd accepts no responsibility for the completeness or accuracy of any of the information contained herein, and makes no representations about its suitability for any particular purpose. Users should make their own judgements about those matters and/or seek independent advice. You assume all risks associated with use of the data provided on this page.

Race Results

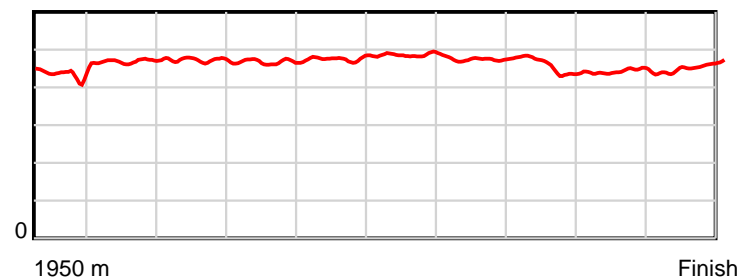
November 14, 2017, Race 7, NRM SIREs STAKES SERIES No.34 FINAL (MOBILE PACE), Distance 1950m, Addington - Survey 1950m

Result	TAB no.	Horse (Barrier)	1950 to	1800m to	1600m to	1400m to	1200m to	1000m to	800m to	600m to	400m to	200m to	Total or	Margin
12th	14	American Brave (11)	1800m	1600m	1400m	1200m	1000m	800m	600m	400m	200m	WP	Average	
		Position in running (margin)	-	9(3.9)	8(6.3)	7(5.3)	8(5.3)	10(5.7)	11(6.6)	10(5.4)	10(6.1)	10(5.9)		11.00
		Sectional time (s)	9.90	14.43	14.44	13.66	14.31	15.06	13.96	13.85	13.64	14.49		
		Cumulative time (s)	137.74	127.84	113.41	98.97	85.31	71.00	55.94	41.98	28.13	14.49	2:17.74	
		Speed (m/s)	15.15	13.86	13.85	14.64	13.98	13.28	14.33	14.44	14.66	13.80	14.16	
		Stride length (m)	6.61	6.50	6.54	6.85	6.65	6.46	6.79	6.56	6.47	6.29	6.57	
		Stride duration (s)	0.434	0.469	0.472	0.468	0.476	0.486	0.474	0.454	0.441	0.456	0.464	
		Stride efficiency (%)	68.34	66.07	66.84	73.27	69.20	65.14	72.10	67.28	65.49	61.83	67.43	
		Stride count	22.68	30.76	30.58	29.21	30.05	30.98	29.44	30.48	30.89	31.79	296.86	

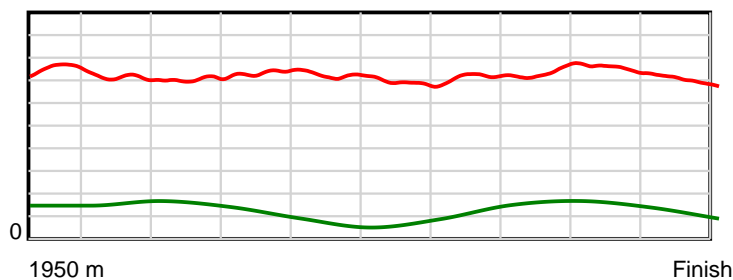
10 m Stride length



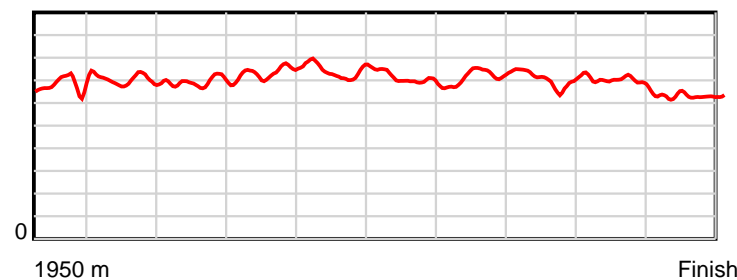
0.6 s Stride duration



20 m/sec Speed



100 % Stride efficiency



Note: Horizontal distance axis grid lines are 200m furlongs.

Disclaimer.

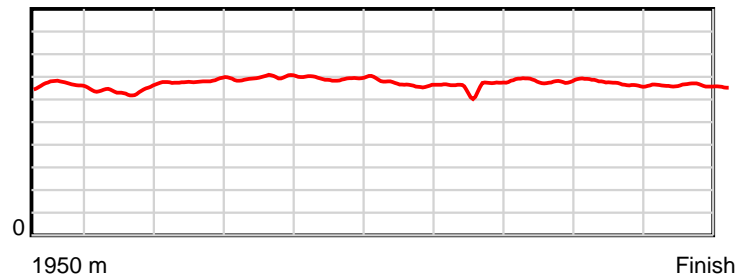
HRNZ and NZMTC and Thoroughbred Ratings Pty Ltd accepts no responsibility for the completeness or accuracy of any of the information contained herein, and makes no representations about its suitability for any particular purpose. Users should make their own judgements about those matters and/or seek independent advice. You assume all risks associated with use of the data provided on this page.

Race Results

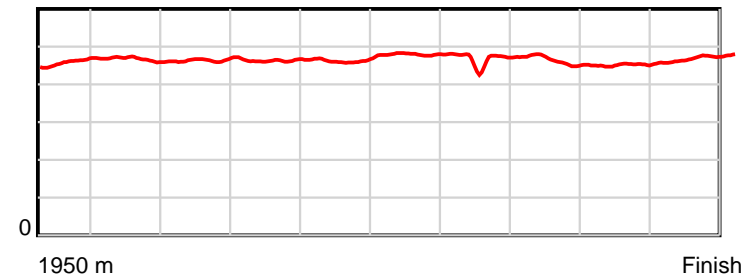
November 14, 2017, Race 7, NRM SIREs STAKES SERIES No.34 FINAL (MOBILE PACE), Distance 1950m, Addington - Survey 1950m

Result	TAB no.	Horse (Barrier)	1950 to	1800m to	1600m to	1400m to	1200m to	1000m to	800m to	600m to	400m to	200m to	Total or	Margin
13th	9	Alta Maestro (7)	1800m	1600m	1400m	1200m	1000m	800m	600m	400m	200m	WP	Average	
		Position in running (margin)	-	11(5.1)	12(12.9)	12(8.7)	9(5.9)	8(4.4)	8(5.0)	8(4.6)	9(5.6)	12(8.2)		13.50
		Sectional time (s)	10.43	15.32	13.90	13.19	14.01	15.01	14.09	13.90	14.10	14.23		
		Cumulative time (s)	138.18	127.75	112.43	98.53	85.34	71.33	56.32	42.23	28.33	14.23	2:18.18	
		Speed (m/s)	14.38	13.05	14.39	15.16	14.28	13.32	14.19	14.39	14.18	14.05	14.11	
		Stride length (m)	6.67	6.09	6.68	7.02	6.63	6.39	6.62	6.61	6.42	6.64	6.57	
		Stride duration (s)	0.459	0.467	0.464	0.463	0.465	0.479	0.466	0.460	0.453	0.472	0.465	
		Stride efficiency (%)	69.60	58.00	69.78	77.01	68.77	63.72	68.40	68.32	64.43	68.95	67.39	
		Stride count	22.48	32.83	29.93	28.49	30.15	31.32	30.23	30.25	31.15	30.11	296.94	

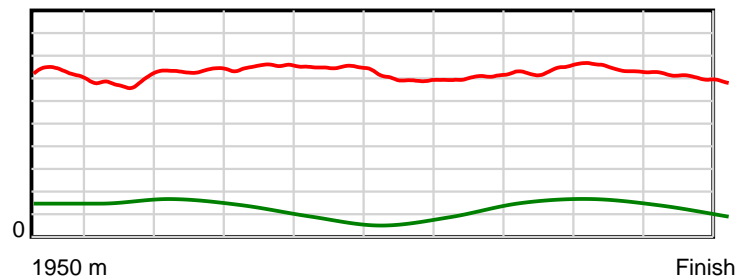
10 m Stride length



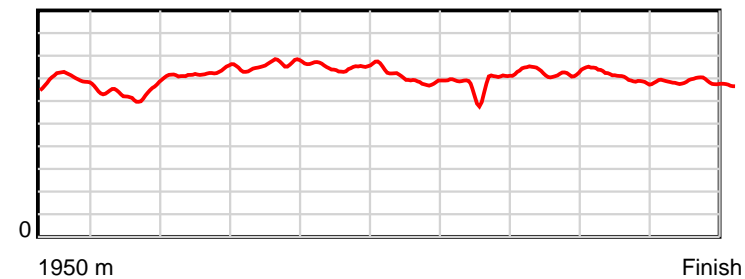
0.6 s Stride duration



20 m/sec Speed



100 % Stride efficiency



Note: Horizontal distance axis grid lines are 200m furlongs.

Disclaimer.

HRNZ and NZMTC and Thoroughbred Ratings Pty Ltd accepts no responsibility for the completeness or accuracy of any of the information contained herein, and makes no representations about its suitability for any particular purpose. Users should make their own judgements about those matters and/or seek independent advice. You assume all risks associated with use of the data provided on this page.