



## Race Results

NZ Metropolitan Trotting Club Inc, HRNZ, December 01, 2017

Compilation date: December 1, 2017, 8:57:27 PM (NZDT)

Copyright © 2017 HRNZ and NZMTC. All rights reserved.

### Trademarks.

StrideMASTER is a registered trademark of Thoroughbred Ratings Pty Ltd.

### Disclaimer.

HRNZ and NZMTC and Thoroughbred Ratings Pty Ltd accepts no responsibility for the completeness or accuracy of any of the information contained herein, and makes no representations about its suitability for any particular purpose. Users should make their own judgements about those matters and/or seek independent advice. You assume all risks associated with use of the data provided on this page.



# Race Results



December 01, 2017, Race 6, TELTRAC COMMUNICATIONS LTD HANDICAP TROT, Distance 2600m, Addington - Survey 3200m

Result	TAB no.	Horse (Barrier)	2600 to	2400m to
1st	7	<b>Monkey's Way (0)</b>	<b>2400m</b>	<b>2200m</b>
		Position in running (margin)	-	1(0.0)
		Sectional time (s)	17.72	15.10
		Cumulative time (s)	197.96	180.24
		Speed (m/s)	11.29	13.25
		Stride length (m)	5.59	6.10
		Stride duration (s)	0.461	0.461
		Stride efficiency (%)	48.87	58.19
		Stride count	35.76	32.77

#### Disclaimer.

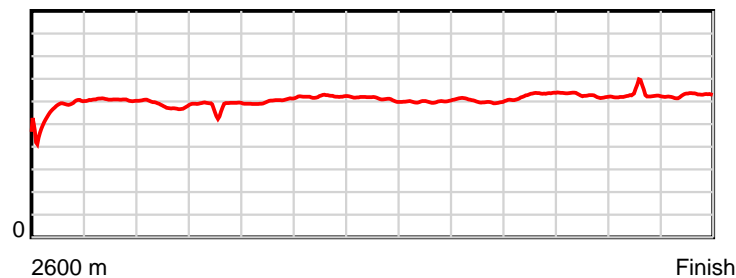
HRNZ and NZMTC and Thoroughbred Ratings Pty Ltd accepts no responsibility for the completeness or accuracy of any of the information contained herein, and makes no representations about its suitability for any particular purpose. Users should make their own judgements about those matters and/or seek independent advice. You assume all risks associated with use of the data provided on this page.

# Race Results

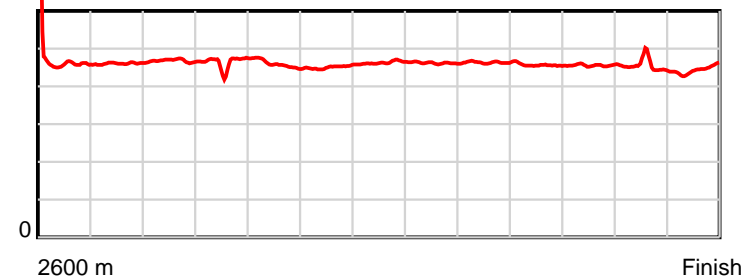
December 01, 2017, Race 6, TELTRAC COMMUNICATIONS LTD HANDICAP TROT, Distance 2600m, Addington - Survey 3200m

Result	TAB no.	Horse (Barrier)	2200m to	2000m to	1800m to	1600m to	1400m to	1200m to	1000m to	800m to	600m to	400m to	200m to	Total or	Margin
1st	7	Monkey's Way (0)	2000m	1800m	1600m	1400m	1200m	1000m	800m	600m	400m	200m	WP	Average	
		Position in running (margin)	1(0.0)	1(0.0)	1(0.0)	1(0.0)	1(0.0)	1(0.0)	1(0.0)	1(0.0)	1(0.0)	1(0.0)	1(0.0)		0.00
		Sectional time (s)	15.88	15.94	15.34	14.61	15.18	15.23	15.18	14.55	14.58	14.52	14.13		
		Cumulative time (s)	165.14	149.26	133.32	117.98	103.37	88.19	72.96	57.78	43.23	28.65	14.13	3:17.96	
		Speed (m/s)	12.59	12.55	13.04	13.69	13.18	13.13	13.18	13.75	13.72	13.77	14.15	13.13	
		Stride length (m)	5.89	5.81	5.98	6.18	6.10	6.06	6.11	6.28	6.25	6.23	6.30	6.06	
		Stride duration (s)	0.468	0.463	0.459	0.451	0.463	0.462	0.464	0.457	0.456	0.452	0.445	0.462	
		Stride efficiency (%)	54.29	52.73	55.95	59.63	58.07	57.46	58.35	61.55	61.12	60.61	61.99	57.42	
		Stride count	33.93	34.43	33.42	32.38	32.81	32.98	32.73	31.87	31.98	32.11	31.75	428.92	

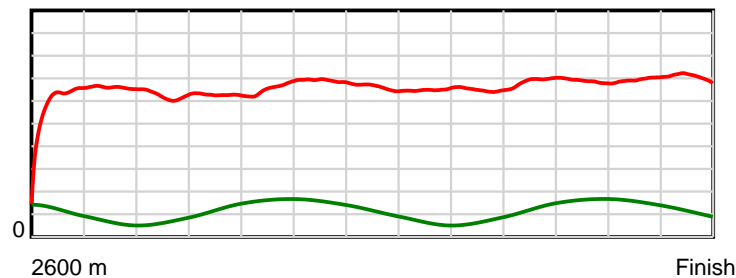
10 m Stride length



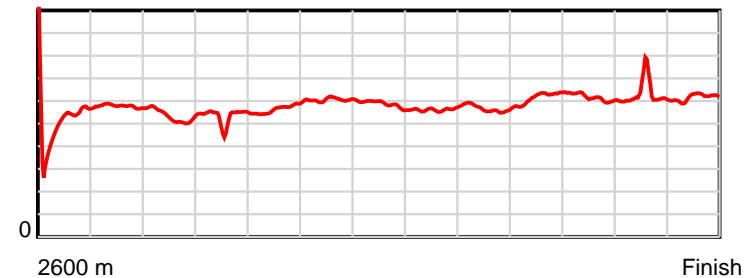
0.6 s Stride duration



20 m/sec Speed



100 % Stride efficiency



Note: Horizontal distance axis grid lines are 200m furlongs.

## Disclaimer.

HRNZ and NZMTC and Thoroughbred Ratings Pty Ltd accepts no responsibility for the completeness or accuracy of any of the information contained herein, and makes no representations about its suitability for any particular purpose. Users should make their own judgements about those matters and/or seek independent advice. You assume all risks associated with use of the data provided on this page.



# Race Results



December 01, 2017, Race 6, TELTRAC COMMUNICATIONS LTD HANDICAP TROT, Distance 2600m, Addington - Survey 3200m

Result	TAB no.	Horse (Barrier)	2600 to	2400m to
2nd	10	Lavros Jack (1)	2400m	2200m
		Position in running (margin)	-	8(14.7)
		Sectional time (s)	20.01	15.56
		Cumulative time (s)	198.64	178.63
		Speed (m/s)	10.00	12.85
		Stride length (m)	6.08	6.38
		Stride duration (s)	0.511	0.497
		Stride efficiency (%)	57.72	63.69
		Stride count	32.91	31.33

## Disclaimer.

HRNZ and NZMTC and Thoroughbred Ratings Pty Ltd accepts no responsibility for the completeness or accuracy of any of the information contained herein, and makes no representations about its suitability for any particular purpose. Users should make their own judgements about those matters and/or seek independent advice. You assume all risks associated with use of the data provided on this page.

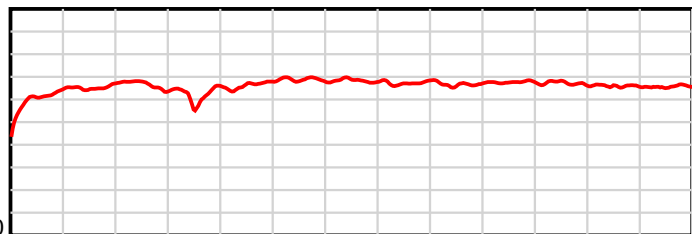
# Race Results

December 01, 2017, Race 6, TELTRAC COMMUNICATIONS LTD HANDICAP TROT, Distance 2600m, Addington - Survey 3200m

Result	TAB no.	Horse (Barrier)	2200m to	2000m to	1800m to	1600m to	1400m to	1200m to	1000m to	800m to	600m to	400m to	200m to	Total or	Margin
2nd	10	Lavros Jack (1)	2000m	1800m	1600m	1400m	1200m	1000m	800m	600m	400m	200m	WP	Average	
		Position in running (margin)	9(17.4)	9(14.4)	10(14.7)	10(12.9)	9(12.9)	9(9.0)	8(6.7)	5(3.7)	2(0.4)	2(1.4)	2(2.7)		3.80
		Sectional time (s)	15.38	15.99	15.05	14.61	14.53	14.84	14.69	14.00	14.74	14.73	14.51		
		Cumulative time (s)	163.07	147.69	131.70	116.65	102.04	87.51	72.67	57.98	43.98	29.24	14.51	3:18.64	
		Speed (m/s)	13.00	12.51	13.29	13.69	13.76	13.48	13.61	14.29	13.57	13.58	13.78	13.09	
		Stride length (m)	6.56	6.19	6.47	6.73	6.83	6.68	6.51	6.79	6.55	6.46	6.59	6.52	
		Stride duration (s)	0.504	0.495	0.487	0.491	0.496	0.496	0.478	0.475	0.483	0.476	0.478	0.498	
		Stride efficiency (%)	67.22	59.79	65.37	70.68	72.98	69.83	66.25	72.08	67.03	65.23	67.82	66.37	
		Stride count	30.49	32.33	30.92	29.74	29.27	29.92	30.72	29.45	30.54	30.96	30.36	398.94	

10 m

Stride length

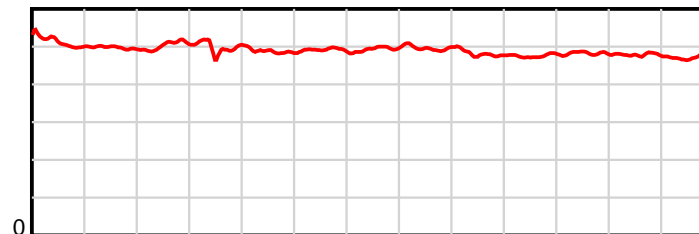


2600 m

Finish

0.6 s

Stride duration

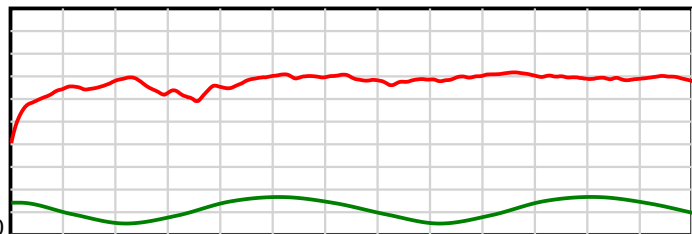


2600 m

Finish

20 m/sec

Speed

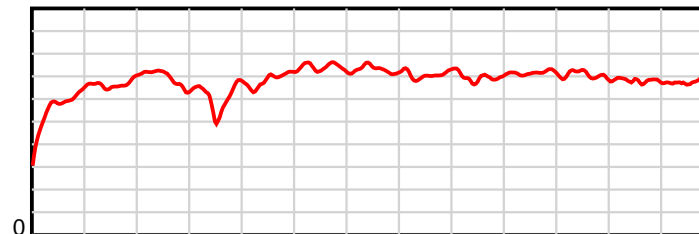


2600 m

Finish

100 %

Stride efficiency



2600 m

Finish

Note: Horizontal distance axis grid lines are 200m furlongs.

**Disclaimer.**

HRNZ and NZMTC and Thoroughbred Ratings Pty Ltd accepts no responsibility for the completeness or accuracy of any of the information contained herein, and makes no representations about its suitability for any particular purpose. Users should make their own judgements about those matters and/or seek independent advice. You assume all risks associated with use of the data provided on this page.



# Race Results



December 01, 2017, Race 6, TELTRAC COMMUNICATIONS LTD HANDICAP TROT, Distance 2600m, Addington - Survey 3200m

Result	TAB no.	Horse (Barrier)	2600 to	2400m to
3rd	8	Alvira Hest (2)	2400m	2200m
		Position in running (margin)	-	6(8.9)
		Sectional time (s)	18.87	15.26
		Cumulative time (s)	198.98	180.11
		Speed (m/s)	10.60	13.11
		Stride length (m)	5.10	5.66
		Stride duration (s)	0.448	0.432
		Stride efficiency (%)	40.66	50.06
		Stride count	39.21	35.33

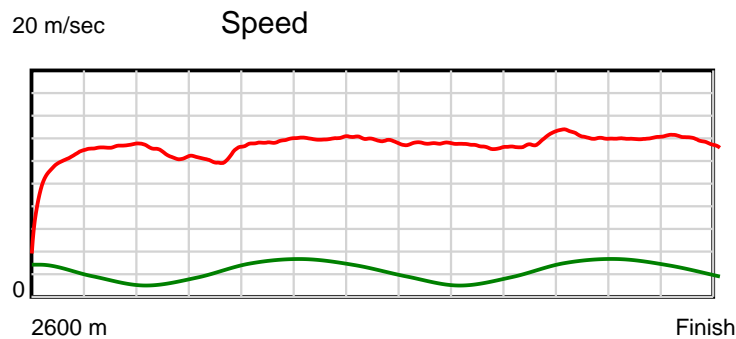
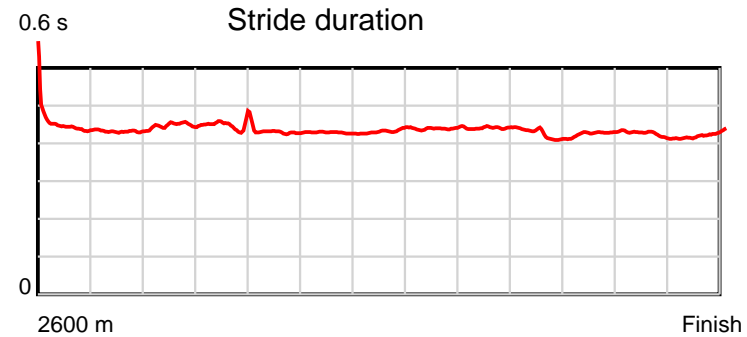
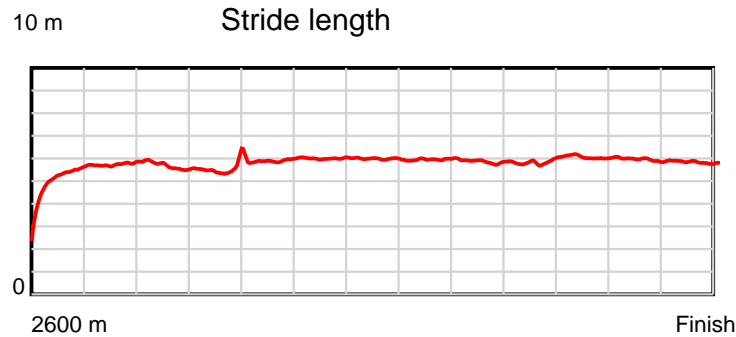
#### Disclaimer.

HRNZ and NZMTC and Thoroughbred Ratings Pty Ltd accepts no responsibility for the completeness or accuracy of any of the information contained herein, and makes no representations about its suitability for any particular purpose. Users should make their own judgements about those matters and/or seek independent advice. You assume all risks associated with use of the data provided on this page.

# Race Results

December 01, 2017, Race 6, TELTRAC COMMUNICATIONS LTD HANDICAP TROT, Distance 2600m, Addington - Survey 3200m

Result	TAB no.	Horse (Barrier)	2200m to	2000m to	1800m to	1600m to	1400m to	1200m to	1000m to	800m to	600m to	400m to	200m to	Total or	Margin
3rd	8	Alvira Hest (2)	2000m	1800m	1600m	1400m	1200m	1000m	800m	600m	400m	200m	WP	Average	
		Position in running (margin)	6(9.8)	6(9.9)	7(11.0)	6(8.1)	6(8.8)	5(4.6)	4(3.1)	4(3.1)	4(3.1)	4(3.3)	3(4.0)		5.70
		Sectional time (s)	15.89	16.12	14.87	14.73	14.47	14.98	15.18	14.56	14.60	14.64	14.81		
		Cumulative time (s)	164.85	148.96	132.84	117.97	103.24	88.77	73.79	58.61	44.05	29.45	14.81	3:18.98	
		Speed (m/s)	12.59	12.41	13.45	13.58	13.82	13.35	13.18	13.74	13.70	13.66	13.50	13.07	
		Stride length (m)	5.64	5.56	5.78	5.82	5.99	5.87	5.81	5.81	5.87	5.77	5.73	5.71	
		Stride duration (s)	0.448	0.449	0.429	0.428	0.433	0.440	0.441	0.423	0.428	0.423	0.424	0.437	
		Stride efficiency (%)	49.62	48.39	52.16	52.89	56.00	53.83	52.69	52.83	53.78	52.10	51.27	51.04	
		Stride count	35.49	35.94	34.62	34.38	33.41	34.08	34.44	34.40	34.09	34.64	34.92	454.95	



Note: Horizontal distance axis grid lines are 200m furlongs.

#### Disclaimer.

HRNZ and NZMTC and Thoroughbred Ratings Pty Ltd accepts no responsibility for the completeness or accuracy of any of the information contained herein, and makes no representations about its suitability for any particular purpose. Users should make their own judgements about those matters and/or seek independent advice. You assume all risks associated with use of the data provided on this page.



# Race Results



December 01, 2017, Race 6, TELTRAC COMMUNICATIONS LTD HANDICAP TROT, Distance 2600m, Addington - Survey 3200m

Result	TAB no.	Horse (Barrier)	2600 to	2400m to
4th	1	<b>Young Stranger (7)</b>	<b>2400m</b>	<b>2200m</b>
		Position in running (margin)	-	3(2.9)
		Sectional time (s)	18.05	15.16
		Cumulative time (s)	199.58	181.53
		Speed (m/s)	11.08	13.19
		Stride length (m)	5.69	6.42
		Stride duration (s)	0.512	0.487
		Stride efficiency (%)	50.59	64.38
		Stride count	35.15	31.16

#### Disclaimer.

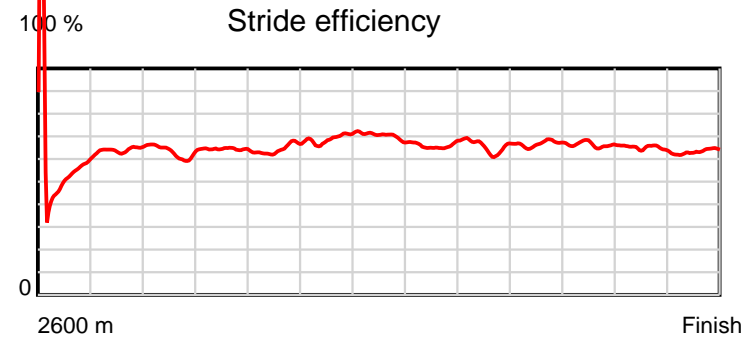
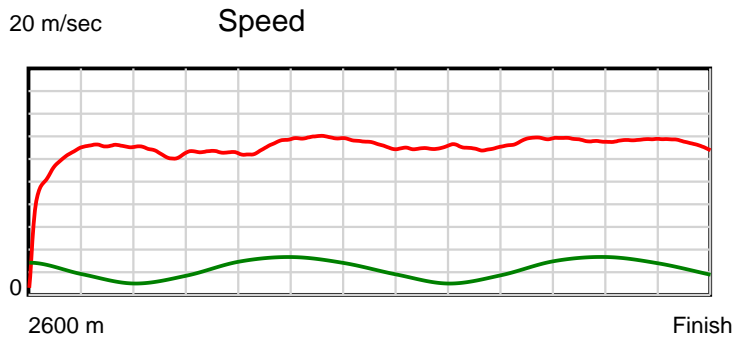
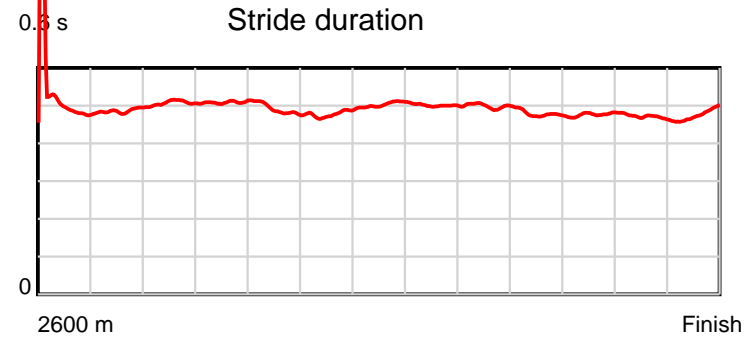
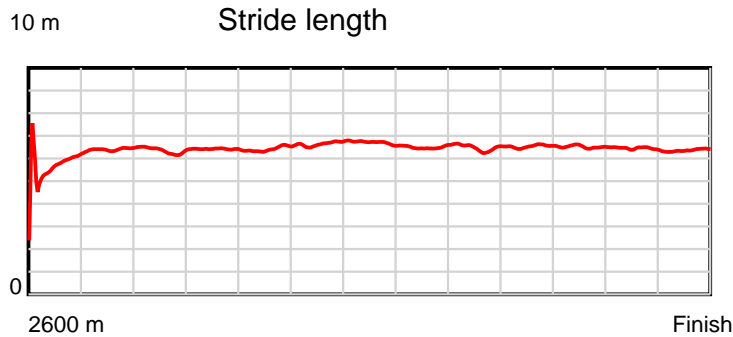
HRNZ and NZMTC and Thoroughbred Ratings Pty Ltd accepts no responsibility for the completeness or accuracy of any of the information contained herein, and makes no representations about its suitability for any particular purpose. Users should make their own judgements about those matters and/or seek independent advice. You assume all risks associated with use of the data provided on this page.



# Race Results

December 01, 2017, Race 6, TELTRAC COMMUNICATIONS LTD HANDICAP TROT, Distance 2600m, Addington - Survey 3200m

Result	TAB no.	Horse (Barrier)	2200m to	2000m to	1800m to	1600m to	1400m to	1200m to	1000m to	800m to	600m to	400m to	200m to	Total or	Margin
4th	1	<b>Young Stranger (7)</b>	<b>2000m</b>	<b>1800m</b>	<b>1600m</b>	<b>1400m</b>	<b>1200m</b>	<b>1000m</b>	<b>800m</b>	<b>600m</b>	<b>400m</b>	<b>200m</b>	<b>WP</b>	<b>Average</b>	
		Position in running (margin)	2(3.3)	2(2.5)	2(1.8)	3(2.3)	3(2.5)	3(2.1)	3(2.4)	3(2.1)	3(2.4)	3(2.9)	4(5.3)		9.00
		Sectional time (s)	15.75	15.83	15.42	14.65	15.12	15.27	15.13	14.60	14.65	14.92	15.03		
		Cumulative time (s)	166.37	150.62	134.79	119.37	104.72	89.60	74.33	59.20	44.60	29.95	15.03	3:19.58	
		Speed (m/s)	12.70	12.63	12.97	13.65	13.23	13.10	13.22	13.70	13.65	13.40	13.31	13.03	
		Stride length (m)	6.45	6.43	6.36	6.53	6.66	6.55	6.60	6.55	6.50	6.31	6.36	6.41	
		Stride duration (s)	0.507	0.509	0.491	0.478	0.503	0.500	0.499	0.478	0.476	0.471	0.478	0.492	
		Stride efficiency (%)	64.92	64.61	63.23	66.69	69.29	67.11	68.07	67.01	66.05	62.20	63.18	64.15	
		Stride count	31.03	31.10	31.44	30.62	30.03	30.52	30.30	30.54	30.76	31.70	31.45	405.80	



Note: Horizontal distance axis grid lines are 200m furlongs.

#### Disclaimer.

HRNZ and NZMTC and Thoroughbred Ratings Pty Ltd accepts no responsibility for the completeness or accuracy of any of the information contained herein, and makes no representations about its suitability for any particular purpose. Users should make their own judgements about those matters and/or seek independent advice. You assume all risks associated with use of the data provided on this page.



# Race Results



December 01, 2017, Race 6, TELTRAC COMMUNICATIONS LTD HANDICAP TROT, Distance 2600m, Addington - Survey 3200m

Result	TAB no.	Horse (Barrier)	2600 to	2400m to
5th	6	Medusa (10)	2400m	2200m
		Position in running (margin)	-	7(13.7)
		Sectional time (s)	19.82	15.02
		Cumulative time (s)	199.73	179.91
		Speed (m/s)	10.09	13.32
		Stride length (m)	5.45	6.05
		Stride duration (s)	0.489	0.454
		Stride efficiency (%)	46.49	57.15
		Stride count	36.67	33.07

#### Disclaimer.

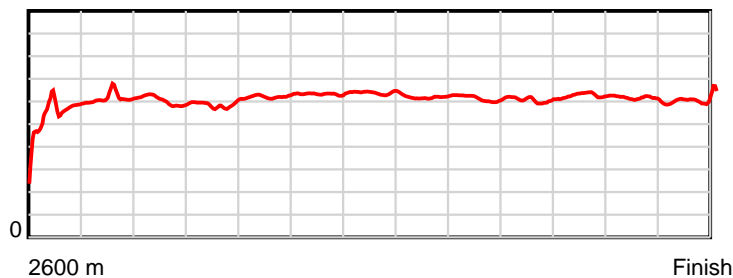
HRNZ and NZMTC and Thoroughbred Ratings Pty Ltd accepts no responsibility for the completeness or accuracy of any of the information contained herein, and makes no representations about its suitability for any particular purpose. Users should make their own judgements about those matters and/or seek independent advice. You assume all risks associated with use of the data provided on this page.

# Race Results

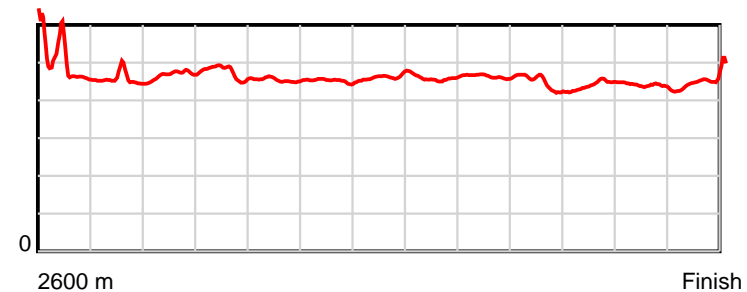
December 01, 2017, Race 6, TELTRAC COMMUNICATIONS LTD HANDICAP TROT, Distance 2600m, Addington - Survey 3200m

Result	TAB no.	Horse (Barrier)	2200m to	2000m to	1800m to	1600m to	1400m to	1200m to	1000m to	800m to	600m to	400m to	200m to	Total or	Margin
5th	6	Medusa (10)	2000m	1800m	1600m	1400m	1200m	1000m	800m	600m	400m	200m	WP	Average	
		Position in running (margin)	7(13.1)	8(11.8)	9(12.9)	8(10.1)	8(10.6)	7(6.8)	6(5.1)	7(5.0)	7(5.2)	5(5.0)	5(6.1)		9.90
		Sectional time (s)	15.65	16.12	14.89	14.70	14.54	14.94	15.17	14.58	14.54	14.71	15.05		
		Cumulative time (s)	164.89	149.24	133.12	118.23	103.53	88.99	74.05	58.88	44.30	29.76	15.05	3:19.73	
		Speed (m/s)	12.78	12.41	13.43	13.61	13.76	13.39	13.18	13.72	13.76	13.60	13.29	13.02	
		Stride length (m)	5.99	5.89	6.10	6.15	6.38	6.13	6.11	6.08	6.09	5.94	6.01	6.02	
		Stride duration (s)	0.469	0.475	0.454	0.452	0.464	0.458	0.463	0.443	0.442	0.437	0.452	0.463	
		Stride efficiency (%)	56.04	54.23	58.12	59.12	63.56	58.74	58.33	57.81	57.89	55.13	56.53	56.66	
		Stride count	33.40	33.95	32.79	32.52	31.36	32.62	32.74	32.88	32.86	33.67	33.25	431.78	

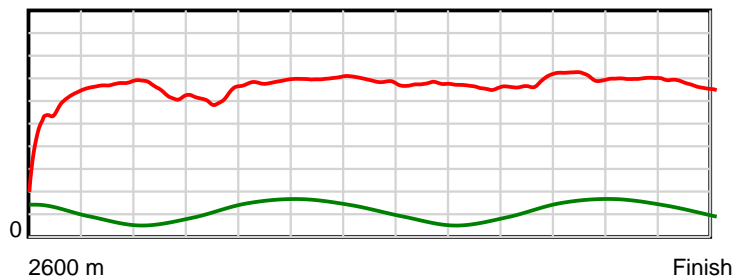
10 m Stride length



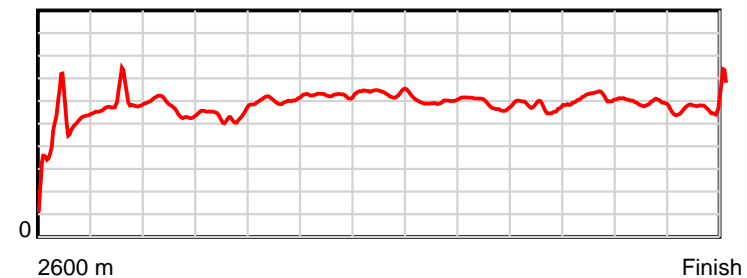
0.6 s Stride duration



20 m/sec Speed



100 % Stride efficiency



Note: Horizontal distance axis grid lines are 200m furlongs.

## Disclaimer.

HRNZ and NZMTC and Thoroughbred Ratings Pty Ltd accepts no responsibility for the completeness or accuracy of any of the information contained herein, and makes no representations about its suitability for any particular purpose. Users should make their own judgements about those matters and/or seek independent advice. You assume all risks associated with use of the data provided on this page.



# Race Results



December 01, 2017, Race 6, TELTRAC COMMUNICATIONS LTD HANDICAP TROT, Distance 2600m, Addington - Survey 3200m

Result	TAB no.	Horse (Barrier)	2600 to	2400m to
6th	11	<b>Kowhai Whiz (8)</b>	<b>2400m</b>	<b>2200m</b>
		Position in running (margin)	-	9(16.6)
		Sectional time (s)	20.44	14.92
		Cumulative time (s)	199.75	179.31
		Speed (m/s)	9.79	13.40
		Stride length (m)	5.48	5.95
		Stride duration (s)	0.449	0.444
		Stride efficiency (%)	47.01	55.28
		Stride count	36.46	33.63

#### Disclaimer.

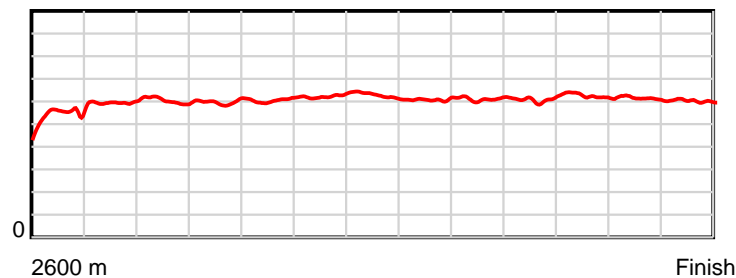
HRNZ and NZMTC and Thoroughbred Ratings Pty Ltd accepts no responsibility for the completeness or accuracy of any of the information contained herein, and makes no representations about its suitability for any particular purpose. Users should make their own judgements about those matters and/or seek independent advice. You assume all risks associated with use of the data provided on this page.

# Race Results

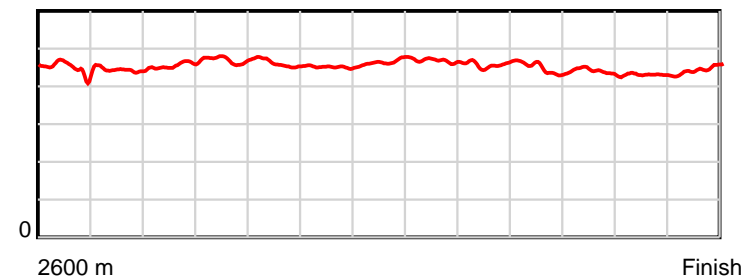
December 01, 2017, Race 6, TELTRAC COMMUNICATIONS LTD HANDICAP TROT, Distance 2600m, Addington - Survey 3200m

Result	TAB no.	Horse (Barrier)	2200m to	2000m to	1800m to	1600m to	1400m to	1200m to	1000m to	800m to	600m to	400m to	200m to	Total or	Margin
6th	11	<b>Kowhai Whiz (8)</b>	<b>2000m</b>	<b>1800m</b>	<b>1600m</b>	<b>1400m</b>	<b>1200m</b>	<b>1000m</b>	<b>800m</b>	<b>600m</b>	<b>400m</b>	<b>200m</b>	<b>WP</b>	<b>Average</b>	
		Position in running (margin)	8(15.5)	7(10.1)	6(9.1)	7(9.5)	7(9.7)	8(7.9)	9(8.4)	9(7.2)	9(7.7)	8(7.4)	6(7.2)		10.00
		Sectional time (s)	14.99	15.77	15.40	14.64	14.89	15.30	14.98	14.64	14.53	14.49	14.76		
		Cumulative time (s)	164.39	149.40	133.63	118.23	103.59	88.70	73.40	58.42	43.78	29.25	14.76	3:19.75	
		Speed (m/s)	13.34	12.68	12.99	13.66	13.43	13.07	13.35	13.66	13.76	13.80	13.55	13.02	
		Stride length (m)	6.08	5.96	6.00	6.16	6.24	6.12	6.11	6.13	6.05	5.94	6.04	6.01	
		Stride duration (s)	0.455	0.470	0.462	0.451	0.465	0.468	0.458	0.448	0.440	0.431	0.445	0.462	
		Stride efficiency (%)	57.74	55.43	56.19	59.34	60.90	58.57	58.33	58.66	57.25	55.23	56.93	56.54	
		Stride count	32.90	33.58	33.35	32.45	32.04	32.67	32.73	32.64	33.04	33.64	33.13	432.26	

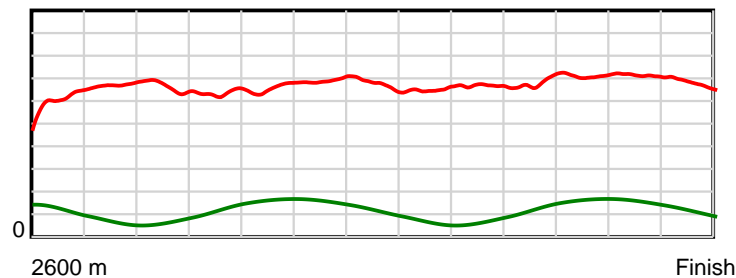
10 m Stride length



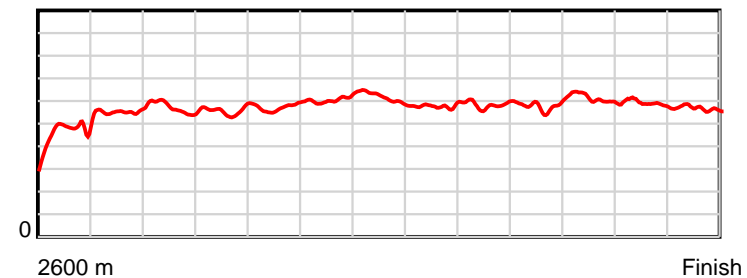
0.6 s Stride duration



20 m/sec Speed



100 % Stride efficiency



Note: Horizontal distance axis grid lines are 200m furlongs.

## Disclaimer.

HRNZ and NZMTC and Thoroughbred Ratings Pty Ltd accepts no responsibility for the completeness or accuracy of any of the information contained herein, and makes no representations about its suitability for any particular purpose. Users should make their own judgements about those matters and/or seek independent advice. You assume all risks associated with use of the data provided on this page.



# Race Results



December 01, 2017, Race 6, TELTRAC COMMUNICATIONS LTD HANDICAP TROT, Distance 2600m, Addington - Survey 3200m

Result	TAB no.	Horse (Barrier)	2600 to	2400m to
7th	5	Kingdom Come (6)	2400m	2200m
		Position in running (margin)	-	5(5.3)
		Sectional time (s)	18.30	15.28
		Cumulative time (s)	199.80	181.50
		Speed (m/s)	10.93	13.09
		Stride length (m)	5.32	5.70
		Stride duration (s)	0.455	0.436
		Stride efficiency (%)	44.16	50.79
		Stride count	37.62	35.08

#### Disclaimer.

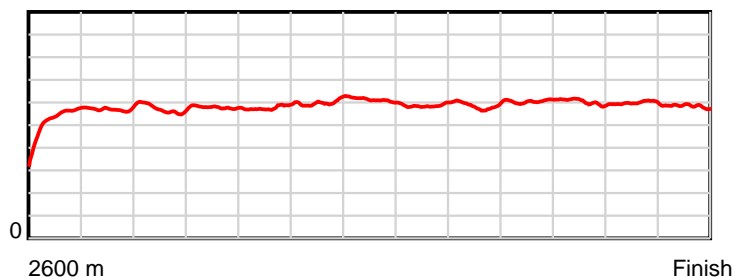
HRNZ and NZMTC and Thoroughbred Ratings Pty Ltd accepts no responsibility for the completeness or accuracy of any of the information contained herein, and makes no representations about its suitability for any particular purpose. Users should make their own judgements about those matters and/or seek independent advice. You assume all risks associated with use of the data provided on this page.

# Race Results

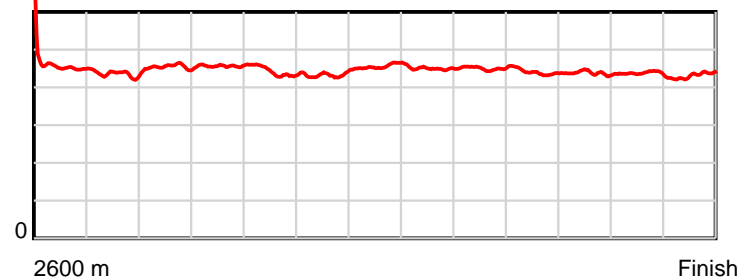
December 01, 2017, Race 6, TELTRAC COMMUNICATIONS LTD HANDICAP TROT, Distance 2600m, Addington - Survey 3200m

Result	TAB no.	Horse (Barrier)	2200m to	2000m to	1800m to	1600m to	1400m to	1200m to	1000m to	800m to	600m to	400m to	200m to	Total or	Margin
7th	5	Kingdom Come (6)	2000m	1800m	1600m	1400m	1200m	1000m	800m	600m	400m	200m	WP	Average	
		Position in running (margin)	4(6.4)	3(5.1)	3(4.5)	4(5.3)	4(5.5)	4(4.1)	5(4.5)	6(4.2)	6(4.4)	6(5.4)	7(7.7)		10.20
		Sectional time (s)	15.68	15.83	15.48	14.63	14.95	15.29	15.13	14.59	14.73	14.90	15.01		
		Cumulative time (s)	166.22	150.54	134.71	119.23	104.60	89.65	74.36	59.23	44.64	29.91	15.01	3:19.80	
		Speed (m/s)	12.76	12.63	12.92	13.67	13.38	13.08	13.22	13.71	13.58	13.42	13.32	13.01	
		Stride length (m)	5.80	5.77	5.71	5.92	6.10	5.88	5.95	6.04	5.94	5.86	5.77	5.82	
		Stride duration (s)	0.454	0.457	0.442	0.433	0.456	0.450	0.450	0.441	0.438	0.436	0.433	0.447	
		Stride efficiency (%)	52.52	52.02	51.01	54.77	58.21	54.10	55.32	57.07	55.17	53.58	51.95	52.96	
		Stride count	34.50	34.66	35.01	33.78	32.77	33.99	33.61	33.09	33.66	34.16	34.69	446.62	

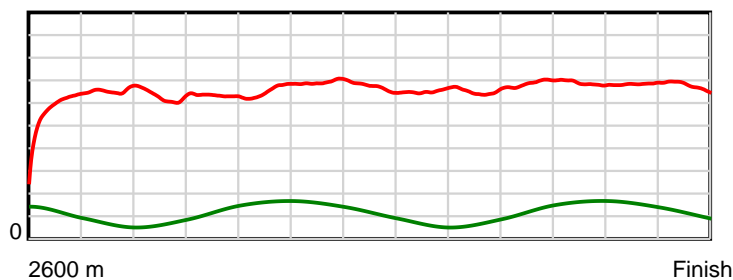
10 m Stride length



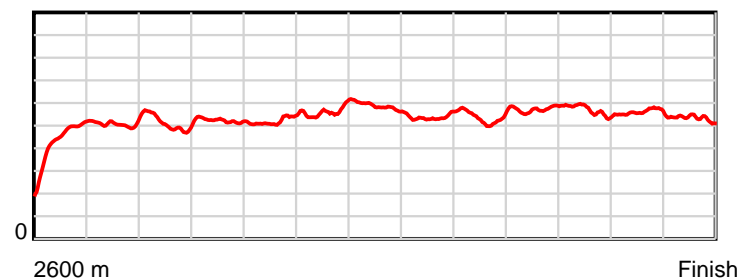
0.6 s Stride duration



20 m/sec Speed



100 % Stride efficiency



Note: Horizontal distance axis grid lines are 200m furlongs.

## Disclaimer.

HRNZ and NZMTC and Thoroughbred Ratings Pty Ltd accepts no responsibility for the completeness or accuracy of any of the information contained herein, and makes no representations about its suitability for any particular purpose. Users should make their own judgements about those matters and/or seek independent advice. You assume all risks associated with use of the data provided on this page.



# Race Results



December 01, 2017, Race 6, TELTRAC COMMUNICATIONS LTD HANDICAP TROT, Distance 2600m, Addington - Survey 3200m

Result	TAB no.	Horse (Barrier)	2600 to	2400m to
8th	4	<b>Tessa's Rocket (3)</b>	<b>2400m</b>	<b>2200m</b>
		Position in running (margin)	-	2(1.8)
		Sectional time (s)	17.69	15.60
		Cumulative time (s)	200.81	183.12
		Speed (m/s)	11.31	12.82
		Stride length (m)	4.98	5.49
		Stride duration (s)	0.443	0.428
		Stride efficiency (%)	38.83	47.02
		Stride count	40.12	36.46

#### Disclaimer.

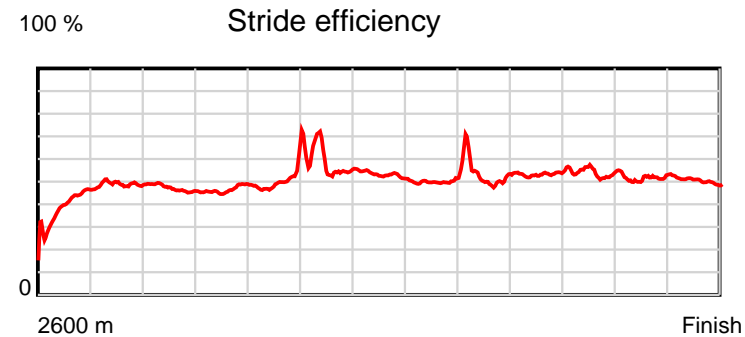
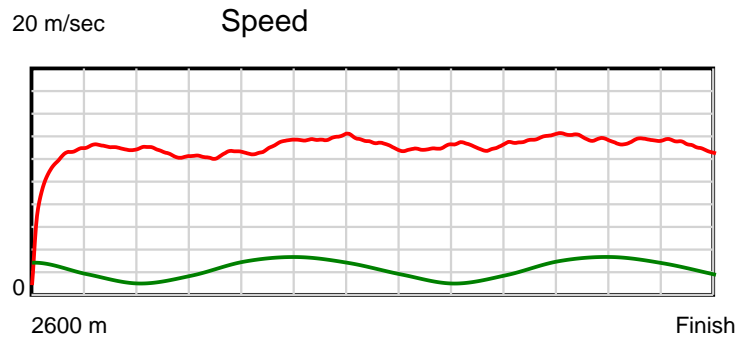
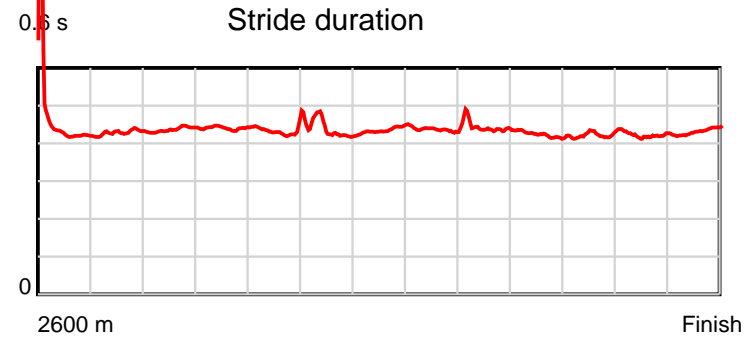
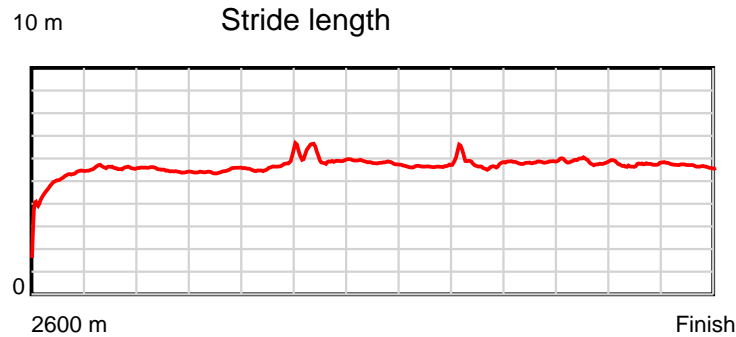
HRNZ and NZMTC and Thoroughbred Ratings Pty Ltd accepts no responsibility for the completeness or accuracy of any of the information contained herein, and makes no representations about its suitability for any particular purpose. Users should make their own judgements about those matters and/or seek independent advice. You assume all risks associated with use of the data provided on this page.



# Race Results

December 01, 2017, Race 6, TELTRAC COMMUNICATIONS LTD HANDICAP TROT, Distance 2600m, Addington - Survey 3200m

Result	TAB no.	Horse (Barrier)	2200m to	2000m to	1800m to	1600m to	1400m to	1200m to	1000m to	800m to	600m to	400m to	200m to	Total or	Margin
8th	4	Tessa's Rocket (3)	2000m	1800m	1600m	1400m	1200m	1000m	800m	600m	400m	200m	WP	Average	
		Position in running (margin)	3(4.7)	4(5.5)	4(6.7)	5(7.4)	5(7.4)	6(6.2)	7(6.2)	8(6.3)	8(6.6)	7(7.0)	8(10.2)		15.90
		Sectional time (s)	16.01	16.13	15.45	14.61	14.99	15.23	15.19	14.60	14.64	15.05	15.62		
		Cumulative time (s)	167.52	151.51	135.38	119.93	105.32	90.33	75.10	59.91	45.31	30.67	15.62	3:20.81	
		Speed (m/s)	12.49	12.40	12.94	13.69	13.34	13.13	13.17	13.70	13.66	13.29	12.80	12.95	
		Stride length (m)	5.45	5.46	5.63	5.88	5.82	5.70	5.80	5.78	5.76	5.59	5.54	5.60	
		Stride duration (s)	0.437	0.440	0.435	0.429	0.436	0.434	0.441	0.422	0.421	0.420	0.433	0.432	
		Stride efficiency (%)	46.44	46.59	49.54	53.99	52.96	50.72	52.64	52.24	51.76	48.82	47.98	48.94	
		Stride count	36.69	36.63	35.52	34.03	34.35	35.11	34.46	34.59	34.75	35.78	36.09	464.58	



Note: Horizontal distance axis grid lines are 200m furlongs.

#### Disclaimer.

HRNZ and NZMTC and Thoroughbred Ratings Pty Ltd accepts no responsibility for the completeness or accuracy of any of the information contained herein, and makes no representations about its suitability for any particular purpose. Users should make their own judgements about those matters and/or seek independent advice. You assume all risks associated with use of the data provided on this page.



# Race Results



December 01, 2017, Race 6, TELTRAC COMMUNICATIONS LTD HANDICAP TROT, Distance 2600m, Addington - Survey 3200m

Result	TAB no.	Horse (Barrier)	2600 to	2400m to
9th	9	Sunset Peak (4)	2400m	2200m
		Position in running (margin)	-	4(4.2)
		Sectional time (s)	27.64	15.50
		Cumulative time (s)	214.94	187.30
		Speed (m/s)	7.24	12.90
		Stride length (m)	5.51	5.76
		Stride duration (s)	0.428	0.447
		Stride efficiency (%)	47.51	51.91
		Stride count	36.27	34.70

#### Disclaimer.

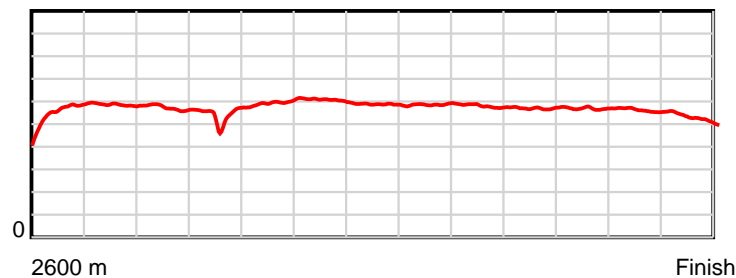
HRNZ and NZMTC and Thoroughbred Ratings Pty Ltd accepts no responsibility for the completeness or accuracy of any of the information contained herein, and makes no representations about its suitability for any particular purpose. Users should make their own judgements about those matters and/or seek independent advice. You assume all risks associated with use of the data provided on this page.

# Race Results

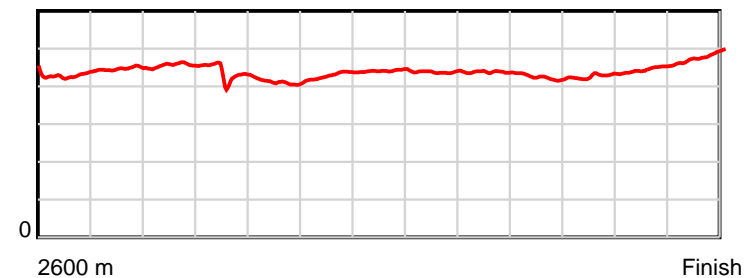
December 01, 2017, Race 6, TELTRAC COMMUNICATIONS LTD HANDICAP TROT, Distance 2600m, Addington - Survey 3200m

Result	TAB no.	Horse (Barrier)	2200m to	2000m to	1800m to	1600m to	1400m to	1200m to	1000m to	800m to	600m to	400m to	200m to	Total or	Margin
9th	9	Sunset Peak (4)	2000m	1800m	1600m	1400m	1200m	1000m	800m	600m	400m	200m	WP	Average	
		Position in running (margin)	5(6.6)	5(7.3)	5(8.4)	2(1.8)	2(1.8)	2(1.4)	2(0.9)	2(1.4)	5(3.8)	9(9.1)	9(19.8)		94.30
		Sectional time (s)	16.00	16.12	14.24	14.61	15.12	15.15	15.26	14.94	15.46	16.31	18.59		
		Cumulative time (s)	171.80	155.80	139.68	125.44	110.83	95.71	80.56	65.30	50.36	34.90	18.59	3:34.94	
		Speed (m/s)	12.50	12.41	14.04	13.69	13.23	13.20	13.11	13.39	12.94	12.26	10.76	12.10	
		Stride length (m)	5.69	5.41	5.79	5.89	5.84	5.78	5.74	5.67	5.53	5.48	5.17	5.63	
		Stride duration (s)	0.456	0.436	0.412	0.430	0.441	0.438	0.438	0.424	0.427	0.447	0.480	0.465	
		Stride efficiency (%)	50.68	45.79	52.31	54.14	53.21	52.28	51.40	50.26	47.79	46.91	41.69	49.50	
		Stride count	35.12	36.95	34.57	33.98	34.28	34.58	34.87	35.26	36.16	36.50	38.72	461.96	

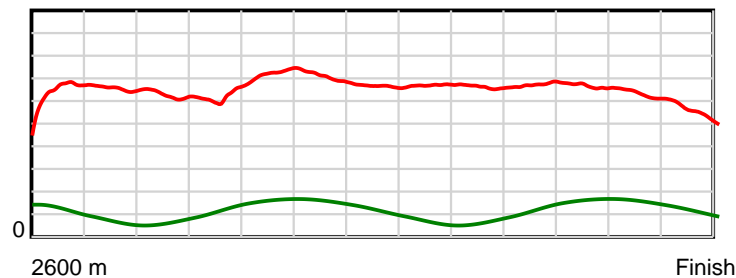
10 m Stride length



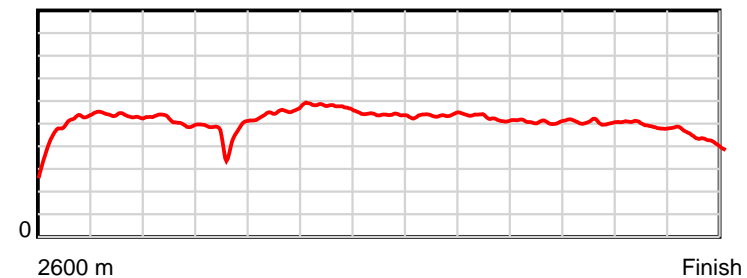
0.6 s Stride duration



20 m/sec Speed



100 % Stride efficiency



Note: Horizontal distance axis grid lines are 200m furlongs.

## Disclaimer.

HRNZ and NZMTC and Thoroughbred Ratings Pty Ltd accepts no responsibility for the completeness or accuracy of any of the information contained herein, and makes no representations about its suitability for any particular purpose. Users should make their own judgements about those matters and/or seek independent advice. You assume all risks associated with use of the data provided on this page.



# Race Results



December 01, 2017, Race 6, TELTRAC COMMUNICATIONS LTD HANDICAP TROT, Distance 2600m, Addington - Survey 3200m

Result	TAB no.	Horse (Barrier)	2600 to	2400m to
10th	2	<b>Dragon Boy (9)</b>	<b>2400m</b>	<b>2200m</b>
		Position in running (margin)	-	10(24.3)
		Sectional time (s)	27.95	15.03
		Cumulative time (s)	214.95	187.00
		Speed (m/s)	7.16	13.31
		Stride length (m)	4.43	5.94
		Stride duration (s)	0.479	0.446
		Stride efficiency (%)	30.66	55.05
		Stride count	45.15	33.70

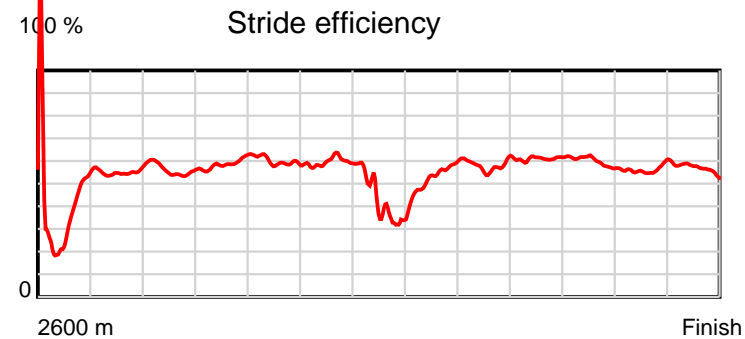
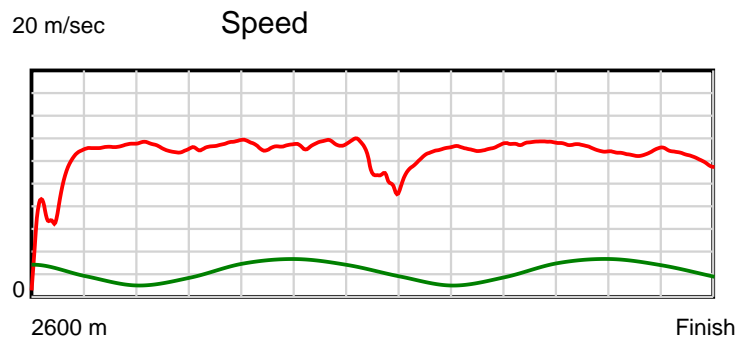
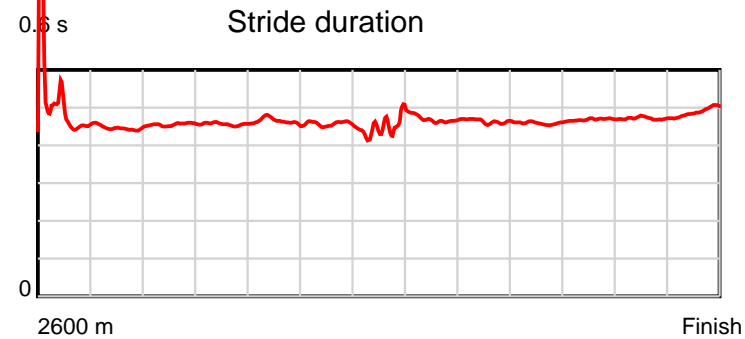
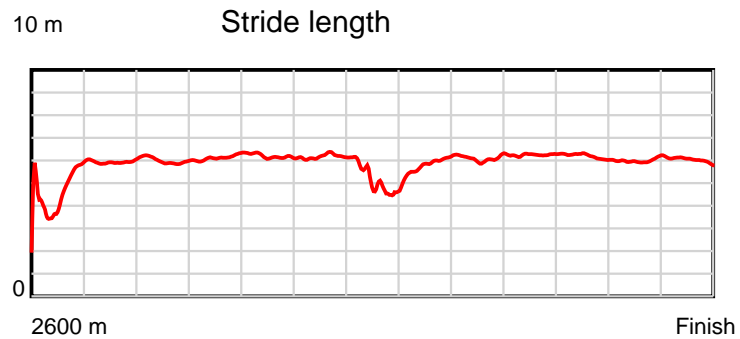
#### Disclaimer.

HRNZ and NZMTC and Thoroughbred Ratings Pty Ltd accepts no responsibility for the completeness or accuracy of any of the information contained herein, and makes no representations about its suitability for any particular purpose. Users should make their own judgements about those matters and/or seek independent advice. You assume all risks associated with use of the data provided on this page.

# Race Results

December 01, 2017, Race 6, TELTRAC COMMUNICATIONS LTD HANDICAP TROT, Distance 2600m, Addington - Survey 3200m

Result	TAB no.	Horse (Barrier)	2200m to	2000m to	1800m to	1600m to	1400m to	1200m to	1000m to	800m to	600m to	400m to	200m to	Total or	Margin
10th	2	<b>Dragon Boy (9)</b>	<b>2000m</b>	<b>1800m</b>	<b>1600m</b>	<b>1400m</b>	<b>1200m</b>	<b>1000m</b>	<b>800m</b>	<b>600m</b>	<b>400m</b>	<b>200m</b>	<b>WP</b>	<b>Average</b>	
		Position in running (margin)	10(23.8)	10(18.9)	8(12.7)	9(12.4)	10(15.2)	10(30.9)	10(36.1)	10(36.1)	10(37.6)	10(42.3)	10(51.7)		102.30
		Sectional time (s)	15.05	14.91	15.29	15.09	17.79	16.09	15.19	14.78	15.37	16.08	16.33		
		Cumulative time (s)	171.97	156.92	142.01	126.72	111.63	93.84	77.75	62.56	47.78	32.41	16.33	3:34.95	
		Speed (m/s)	13.29	13.41	13.08	13.25	11.24	12.43	13.17	13.53	13.01	12.44	12.25	12.10	
		Stride length (m)	6.05	6.12	6.07	6.06	4.98	5.83	6.10	6.21	6.10	5.86	6.01	5.78	
		Stride duration (s)	0.456	0.456	0.464	0.457	0.443	0.469	0.463	0.459	0.469	0.471	0.491	0.477	
		Stride efficiency (%)	57.24	58.52	57.56	57.48	38.69	53.11	58.18	60.27	58.11	53.71	56.47	52.13	
		Stride count	33.05	32.68	32.95	32.98	40.19	34.31	32.78	32.20	32.80	34.11	33.27	450.17	



Note: Horizontal distance axis grid lines are 200m furlongs.

#### Disclaimer.

HRNZ and NZMTC and Thoroughbred Ratings Pty Ltd accepts no responsibility for the completeness or accuracy of any of the information contained herein, and makes no representations about its suitability for any particular purpose. Users should make their own judgements about those matters and/or seek independent advice. You assume all risks associated with use of the data provided on this page.



# Race Results



December 01, 2017, Race 6, TELTRAC COMMUNICATIONS LTD HANDICAP TROT, Distance 2600m, Addington - Survey 3200m

Result	TAB no.	Horse (Barrier)	2600 to	2400m to
11th	3	<b>Woodstone (5)</b>	<b>2400m</b>	<b>2200m</b>
		Position in running (margin)	-	11(53.8)
		Sectional time (s)	27.66	16.37
		Cumulative time (s)	214.95	187.29
		Speed (m/s)	7.23	12.22
		Stride length (m)	3.75	6.01
		Stride duration (s)	0.501	0.492
		Stride efficiency (%)	21.98	56.36
		Stride count	53.33	33.30

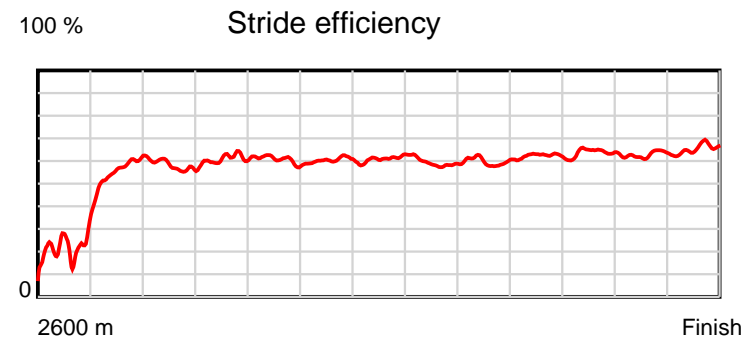
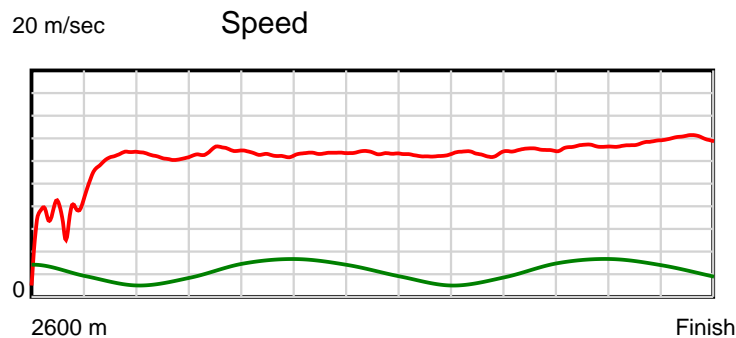
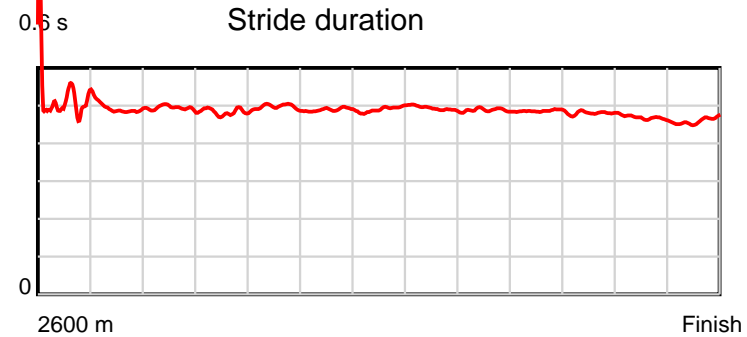
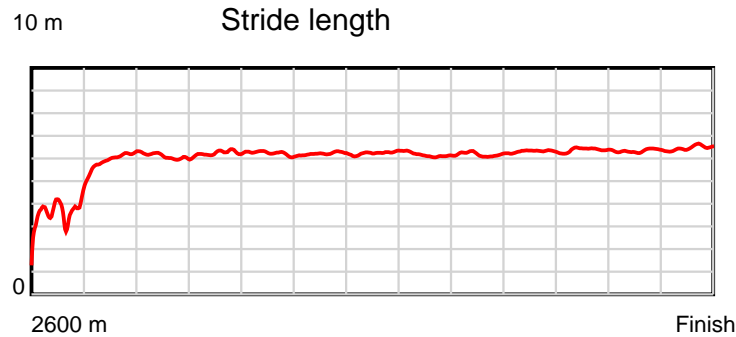
#### Disclaimer.

HRNZ and NZMTC and Thoroughbred Ratings Pty Ltd accepts no responsibility for the completeness or accuracy of any of the information contained herein, and makes no representations about its suitability for any particular purpose. Users should make their own judgements about those matters and/or seek independent advice. You assume all risks associated with use of the data provided on this page.

# Race Results

December 01, 2017, Race 6, TELTRAC COMMUNICATIONS LTD HANDICAP TROT, Distance 2600m, Addington - Survey 3200m

Result	TAB no.	Horse (Barrier)	2200m to	2000m to	1800m to	1600m to	1400m to	1200m to	1000m to	800m to	600m to	400m to	200m to	Total or	Margin
11th	3	<b>Woodstone (5)</b>	<b>2000m</b>	<b>1800m</b>	<b>1600m</b>	<b>1400m</b>	<b>1200m</b>	<b>1000m</b>	<b>800m</b>	<b>600m</b>	<b>400m</b>	<b>200m</b>	<b>WP</b>	<b>Average</b>	
		Position in running (margin)	11(61.4)	11(61.4)	11(59.0)	11(63.8)	11(72.6)	11(76.1)	11(80.4)	11(83.3)	11(89.0)	11(93.2)	11(96.1)		114.30
		Sectional time (s)	15.88	15.53	16.15	16.08	15.75	15.95	15.66	15.49	15.28	15.00	14.15		
		Cumulative time (s)	170.92	155.04	139.51	123.36	107.28	91.53	75.58	59.92	44.43	29.15	14.15	3:34.95	
		Speed (m/s)	12.59	12.88	12.38	12.44	12.70	12.54	12.77	12.91	13.09	13.33	14.13	12.10	
		Stride length (m)	6.21	6.22	6.15	6.09	6.23	6.17	6.24	6.27	6.28	6.23	6.51	5.92	
		Stride duration (s)	0.493	0.483	0.496	0.489	0.491	0.492	0.488	0.486	0.480	0.467	0.461	0.489	
		Stride efficiency (%)	60.33	60.48	59.04	57.88	60.64	59.53	60.75	61.52	61.55	60.59	66.26	54.68	
		Stride count	32.19	32.15	32.54	32.86	32.11	32.40	32.08	31.88	31.87	32.12	30.71	439.54	



Note: Horizontal distance axis grid lines are 200m furlongs.

#### Disclaimer.

HRNZ and NZMTC and Thoroughbred Ratings Pty Ltd accepts no responsibility for the completeness or accuracy of any of the information contained herein, and makes no representations about its suitability for any particular purpose. Users should make their own judgements about those matters and/or seek independent advice. You assume all risks associated with use of the data provided on this page.