



Race Results

NZ Metropolitan Trotting Club Inc, HRNZ, December 09, 2017

Compilation date: December 9, 2017, 9:01:20 PM (NZDT)

Copyright © 2017 HRNZ and NZMTC. All rights reserved.

Trademarks.

StrideMASTER is a registered trademark of Thoroughbred Ratings Pty Ltd.

Disclaimer.

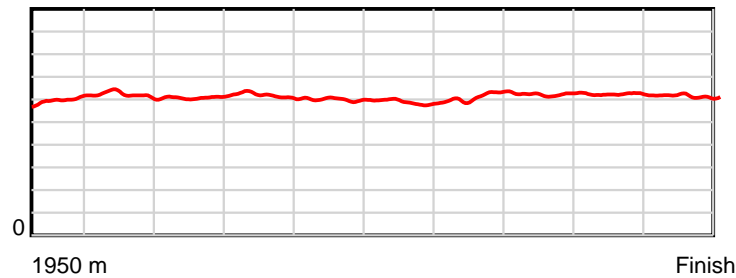
HRNZ and NZMTC and Thoroughbred Ratings Pty Ltd accepts no responsibility for the completeness or accuracy of any of the information contained herein, and makes no representations about its suitability for any particular purpose. Users should make their own judgements about those matters and/or seek independent advice. You assume all risks associated with use of the data provided on this page.

Race Results

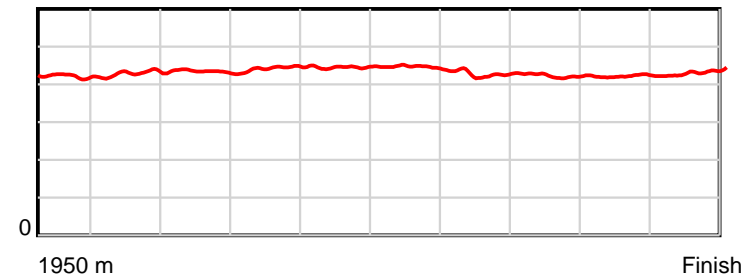
December 09, 2017, Race 6, XCM SPORT MOBILE PACE, Distance 1950m, Addington - Survey 1950m

Result	TAB no.	Horse (Barrier)	1950 to	1800m to	1600m to	1400m to	1200m to	1000m to	800m to	600m to	400m to	200m to	Total or	Margin
1st	13	Gunpowder (10)	1800m	1600m	1400m	1200m	1000m	800m	600m	400m	200m	WP	Average	
		Position in running (margin)	-	11(6.3)	10(7.4)	9(8.3)	9(7.7)	8(6.4)	8(6.8)	4(1.8)	3(0.2)	1(0.0)		0.00
		Sectional time (s)	10.89	14.05	14.40	14.25	14.99	15.42	13.88	13.90	13.81	14.07		
		Cumulative time (s)	139.66	128.77	114.72	100.32	86.07	71.08	55.66	41.78	27.88	14.07	2:19.66	
		Speed (m/s)	13.78	14.23	13.89	14.04	13.34	12.97	14.41	14.39	14.48	14.21	13.96	
		Stride length (m)	6.05	6.10	6.03	6.21	5.95	5.78	6.16	6.09	6.10	6.15	6.06	
		Stride duration (s)	0.422	0.428	0.434	0.442	0.446	0.446	0.428	0.423	0.421	0.433	0.434	
		Stride efficiency (%)	57.11	58.11	56.89	60.21	55.27	52.28	59.36	57.92	58.20	59.09	57.38	
		Stride count	24.81	32.80	33.15	32.22	33.63	34.58	32.45	32.85	32.77	32.53	321.79	

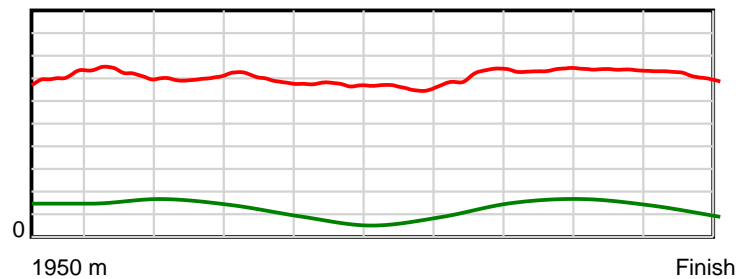
10 m Stride length



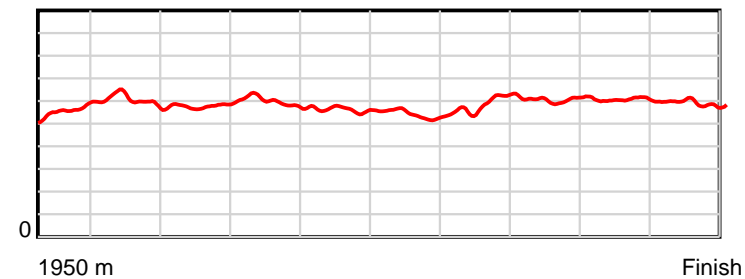
0.6 s Stride duration



20 m/sec Speed



100 % Stride efficiency



Note: Horizontal distance axis grid lines are 200m furlongs.

Disclaimer.

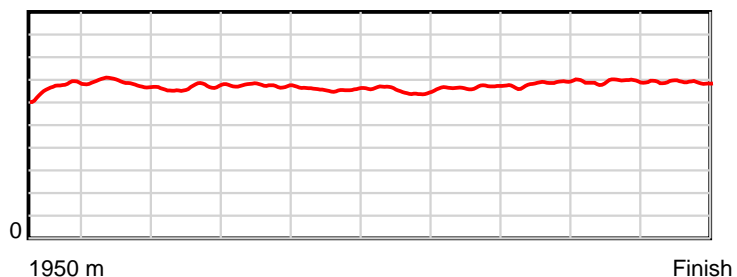
HRNZ and NZMTC and Thoroughbred Ratings Pty Ltd accepts no responsibility for the completeness or accuracy of any of the information contained herein, and makes no representations about its suitability for any particular purpose. Users should make their own judgements about those matters and/or seek independent advice. You assume all risks associated with use of the data provided on this page.

Race Results

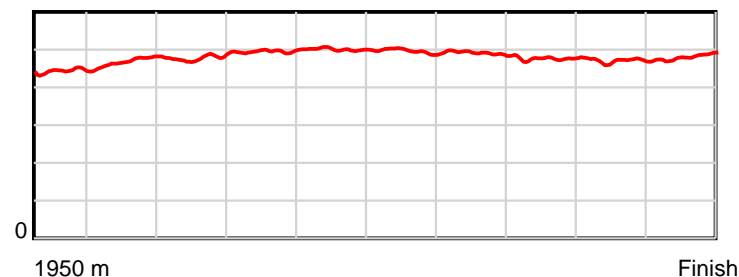
December 09, 2017, Race 6, XCM SPORT MOBILE PACE, Distance 1950m, Addington - Survey 1950m

Result	TAB no.	Horse (Barrier)	1950 to	1800m to	1600m to	1400m to	1200m to	1000m to	800m to	600m to	400m to	200m to	Total or	Margin
2nd	1	All Nuts N Bol... (1)	1800m	1600m	1400m	1200m	1000m	800m	600m	400m	200m	WP	Average	
		Position in running (margin)	-	3(0.7)	2(0.9)	3(2.0)	5(4.2)	5(3.3)	5(2.9)	7(3.5)	5(3.7)	5(3.8)		2.80
		Sectional time (s)	9.88	13.91	14.42	14.71	15.08	15.28	14.81	14.19	13.86	14.02		
		Cumulative time (s)	140.16	130.28	116.37	101.95	87.24	72.16	56.88	42.07	27.88	14.02	2:20.16	
		Speed (m/s)	15.19	14.38	13.87	13.60	13.26	13.09	13.50	14.09	14.43	14.27	13.91	
		Stride length (m)	6.72	6.74	6.63	6.73	6.64	6.49	6.63	6.71	6.80	6.86	6.69	
		Stride duration (s)	0.444	0.469	0.478	0.495	0.501	0.496	0.491	0.476	0.471	0.481	0.481	
		Stride efficiency (%)	70.49	71.07	68.70	70.85	68.96	65.74	68.64	70.28	72.17	73.59	69.99	
		Stride count	22.33	29.66	30.16	29.70	30.11	30.84	30.18	29.82	29.43	29.14	291.37	

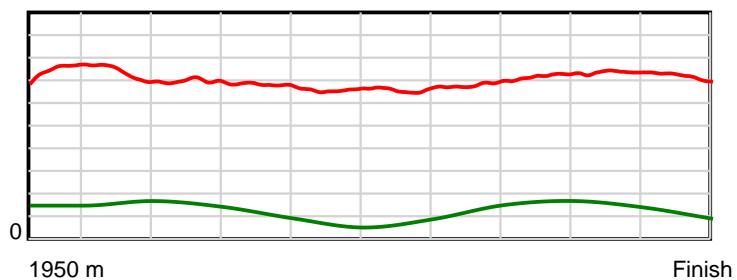
10 m Stride length



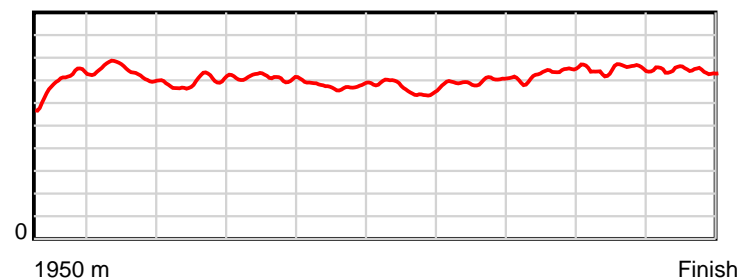
0.6 s Stride duration



20 m/sec Speed



100 % Stride efficiency



Note: Horizontal distance axis grid lines are 200m furlongs.

Disclaimer.

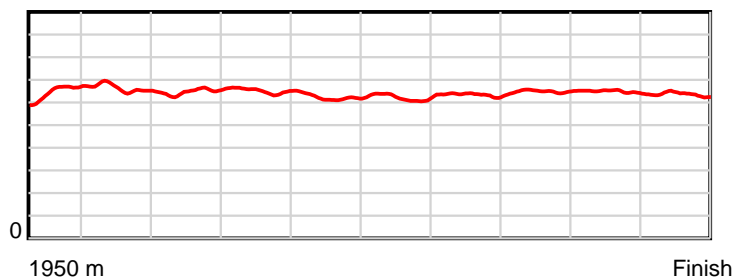
HRNZ and NZMTC and Thoroughbred Ratings Pty Ltd accepts no responsibility for the completeness or accuracy of any of the information contained herein, and makes no representations about its suitability for any particular purpose. Users should make their own judgements about those matters and/or seek independent advice. You assume all risks associated with use of the data provided on this page.

Race Results

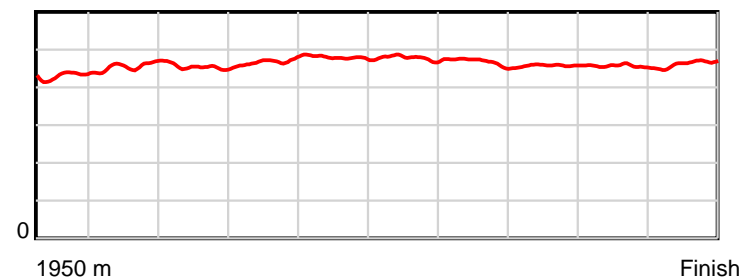
December 09, 2017, Race 6, XCM SPORT MOBILE PACE, Distance 1950m, Addington - Survey 1950m

Result	TAB no.	Horse (Barrier)	1950 to 1800m	1800m to 1600m	1600m to 1400m	1400m to 1200m	1200m to 1000m	1000m to 800m	800m to 600m	600m to 400m	400m to 200m	200m to WP	Total or Average	Margin
3rd	2	Stompem (2)												
		Position in running (margin)	-	2(0.3)	3(0.9)	2(0.1)	1(0.0)	1(0.0)	1(0.0)	2(0.3)	1(0.0)	2(0.8)		3.90
		Sectional time (s)	9.90	13.97	14.10	14.34	15.21	15.35	14.77	14.11	13.97	14.65		
		Cumulative time (s)	140.37	130.47	116.50	102.40	88.06	72.85	57.50	42.73	28.62	14.65	2:20.37	
		Speed (m/s)	15.16	14.32	14.18	13.95	13.15	13.03	13.54	14.17	14.32	13.65	13.89	
		Stride length (m)	6.54	6.54	6.44	6.55	6.29	6.23	6.32	6.49	6.53	6.33	6.42	
		Stride duration (s)	0.431	0.457	0.454	0.469	0.479	0.478	0.467	0.458	0.456	0.463	0.462	
		Stride efficiency (%)	66.82	66.75	64.73	66.98	61.85	60.68	62.42	65.84	66.58	62.58	64.40	
		Stride count	22.94	30.60	31.07	30.55	31.79	32.10	31.65	30.81	30.64	31.60	303.75	

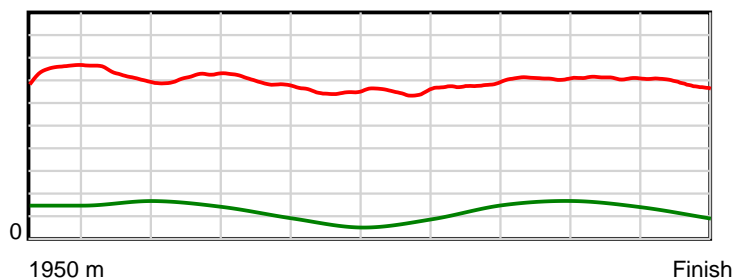
10 m Stride length



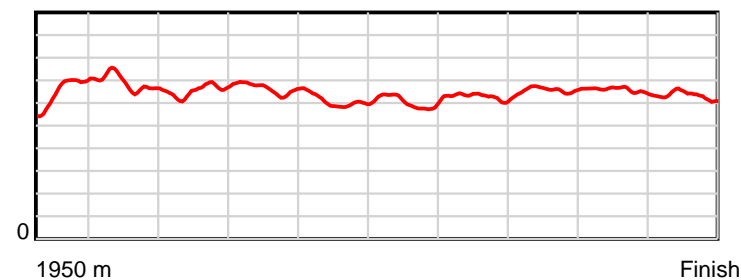
0.6 s Stride duration



20 m/sec Speed



100 % Stride efficiency



Note: Horizontal distance axis grid lines are 200m furlongs.

Disclaimer.

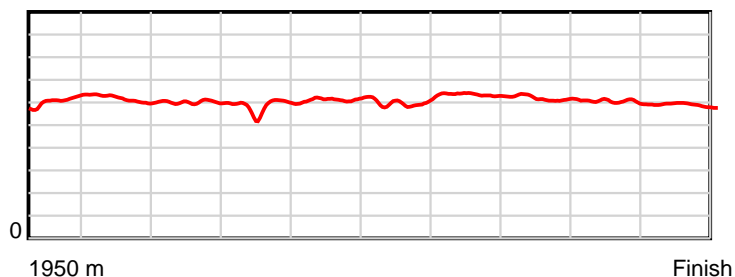
HRNZ and NZMTC and Thoroughbred Ratings Pty Ltd accepts no responsibility for the completeness or accuracy of any of the information contained herein, and makes no representations about its suitability for any particular purpose. Users should make their own judgements about those matters and/or seek independent advice. You assume all risks associated with use of the data provided on this page.

Race Results

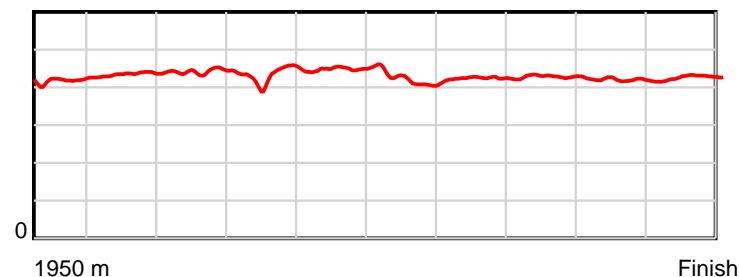
December 09, 2017, Race 6, XCM SPORT MOBILE PACE, Distance 1950m, Addington - Survey 1950m

Result	TAB no.	Horse (Barrier)	1950 to	1800m to	1600m to	1400m to	1200m to	1000m to	800m to	600m to	400m to	200m to	Total or	Margin
4th	7	Burning Rubber (5)	1800m	1600m	1400m	1200m	1000m	800m	600m	400m	200m	WP	Average	
		Position in running (margin)	-	5(2.7)	8(6.2)	10(10.6)	13(13.8)	13(12.2)	9(7.3)	1(0.0)	2(0.2)	3(1.4)		4.30
		Sectional time (s)	10.41	14.46	14.96	14.90	14.95	14.53	13.50	14.18	14.05	14.49		
		Cumulative time (s)	140.43	130.02	115.56	100.60	85.70	70.75	56.22	42.72	28.54	14.49	2:20.43	
		Speed (m/s)	14.42	13.83	13.37	13.42	13.38	13.76	14.81	14.10	14.23	13.80	13.89	
		Stride length (m)	6.11	6.01	5.92	5.82	6.00	5.80	6.29	6.04	5.97	5.89	5.98	
		Stride duration (s)	0.418	0.435	0.443	0.434	0.448	0.422	0.424	0.428	0.419	0.427	0.431	
		Stride efficiency (%)	58.39	56.48	54.74	53.02	56.21	52.64	61.75	56.93	55.70	54.25	55.86	
		Stride count	24.54	33.27	33.79	34.34	33.35	34.46	31.82	33.14	33.50	33.94	326.15	

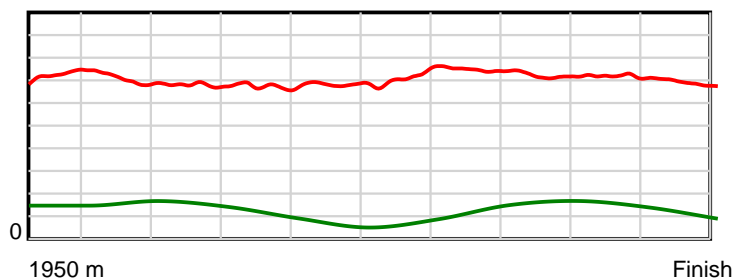
10 m Stride length



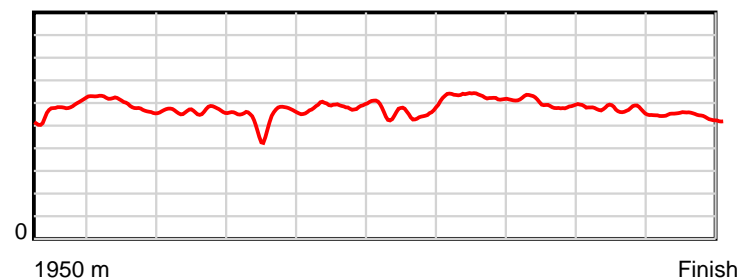
0.6 s Stride duration



20 m/sec Speed



100 % Stride efficiency



Note: Horizontal distance axis grid lines are 200m furlongs.

Disclaimer.

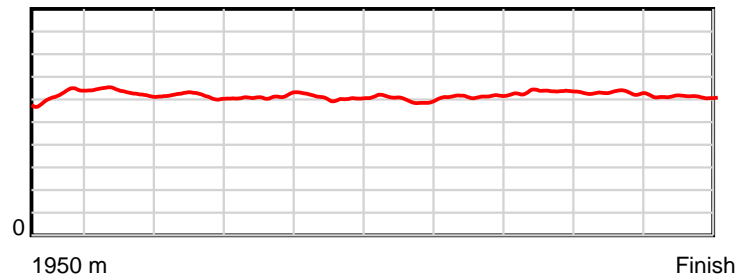
HRNZ and NZMTC and Thoroughbred Ratings Pty Ltd accepts no responsibility for the completeness or accuracy of any of the information contained herein, and makes no representations about its suitability for any particular purpose. Users should make their own judgements about those matters and/or seek independent advice. You assume all risks associated with use of the data provided on this page.

Race Results

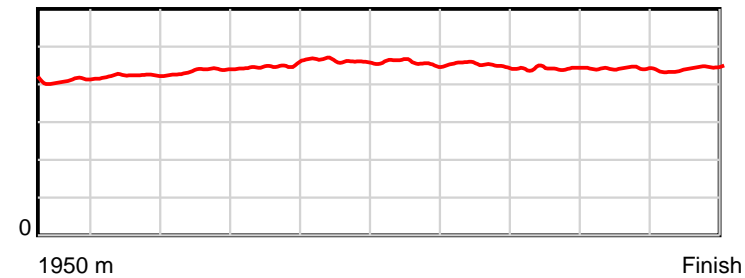
December 09, 2017, Race 6, XCM SPORT MOBILE PACE, Distance 1950m, Addington - Survey 1950m

Result	TAB no.	Horse (Barrier)	1950 to	1800m to	1600m to	1400m to	1200m to	1000m to	800m to	600m to	400m to	200m to	Total or	Margin
5th	8	Burst Out Laug... (6)	1800m	1600m	1400m	1200m	1000m	800m	600m	400m	200m	WP	Average	
		Position in running (margin)	-	1(0.0)	1(0.0)	1(0.0)	3(1.8)	3(2.5)	3(1.6)	5(2.1)	4(1.7)	4(2.6)		4.90
		Sectional time (s)	9.74	13.88	14.24	14.65	15.33	15.19	14.80	14.09	14.00	14.62		
		Cumulative time (s)	140.54	130.80	116.92	102.68	88.03	72.70	57.51	42.71	28.62	14.62	2:20.54	
		Speed (m/s)	15.41	14.41	14.04	13.65	13.05	13.17	13.51	14.19	14.29	13.68	13.88	
		Stride length (m)	6.25	6.10	6.13	6.13	6.02	6.02	6.10	6.28	6.31	6.05	6.13	
		Stride duration (s)	0.409	0.423	0.436	0.449	0.462	0.457	0.451	0.442	0.442	0.442	0.442	
		Stride efficiency (%)	61.00	58.06	58.68	58.77	56.72	56.64	58.14	61.67	62.24	57.14	58.80	
		Stride count	24.01	32.81	32.64	32.61	33.20	33.22	32.79	31.84	31.69	33.07	317.88	

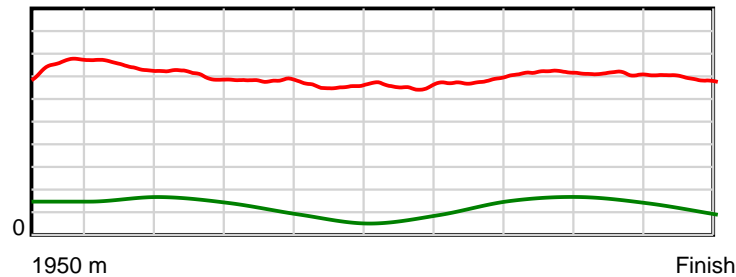
10 m Stride length



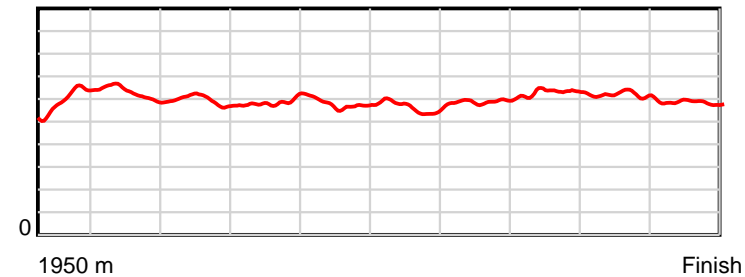
0.6 s Stride duration



20 m/sec Speed



100 % Stride efficiency



Note: Horizontal distance axis grid lines are 200m furlongs.

Disclaimer.

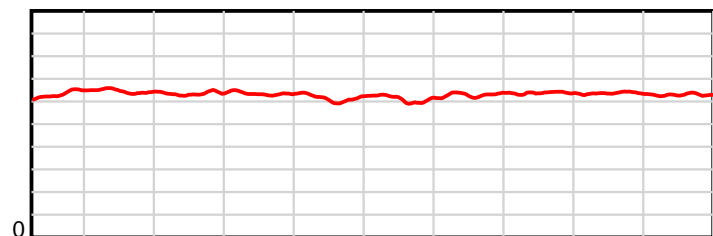
HRNZ and NZMTC and Thoroughbred Ratings Pty Ltd accepts no responsibility for the completeness or accuracy of any of the information contained herein, and makes no representations about its suitability for any particular purpose. Users should make their own judgements about those matters and/or seek independent advice. You assume all risks associated with use of the data provided on this page.

Race Results

December 09, 2017, Race 6, XCM SPORT MOBILE PACE, Distance 1950m, Addington - Survey 1950m

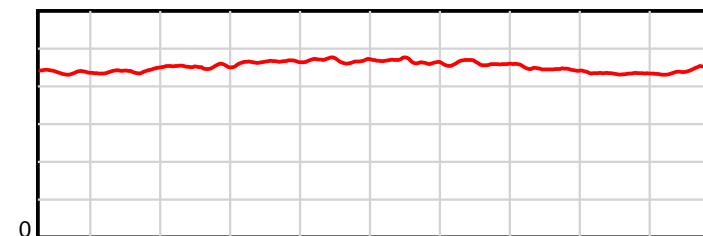
Result	TAB no.	Horse (Barrier)	1950 to	1800m to	1600m to	1400m to	1200m to	1000m to	800m to	600m to	400m to	200m to	Total or	Margin
6th	12	Glengarry Rose (9)	1800m	1600m	1400m	1200m	1000m	800m	600m	400m	200m	WP	Average	
		Position in running (margin)	-	10(5.9)	6(5.0)	7(4.9)	8(7.2)	9(7.5)	10(7.8)	12(7.5)	8(6.6)	6(5.0)		5.60
		Sectional time (s)	10.88	13.72	14.22	14.73	15.27	15.39	14.67	14.02	13.56	14.20		
		Cumulative time (s)	140.66	129.78	116.06	101.84	87.11	71.84	56.45	41.78	27.76	14.20	2:20.66	
		Speed (m/s)	13.79	14.58	14.06	13.58	13.10	13.00	13.63	14.27	14.75	14.08	13.86	
		Stride length (m)	6.35	6.43	6.36	6.31	6.14	6.06	6.28	6.37	6.40	6.27	6.29	
		Stride duration (s)	0.437	0.441	0.452	0.465	0.469	0.466	0.461	0.446	0.434	0.445	0.454	
		Stride efficiency (%)	62.95	64.57	63.27	62.31	58.95	57.31	61.72	63.31	63.93	61.50	61.90	
		Stride count	23.63	31.11	31.43	31.67	32.56	33.03	31.82	31.42	31.27	31.88	309.82	

10 m Stride length



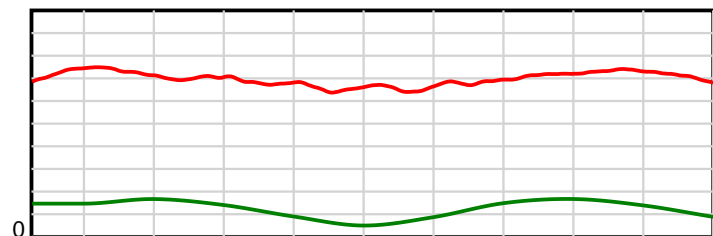
1950 m Finish

0.6 s Stride duration



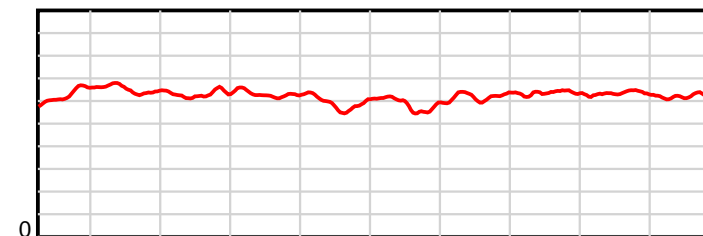
1950 m Finish

20 m/sec Speed



1950 m Finish

100 % Stride efficiency



1950 m Finish

Note: Horizontal distance axis grid lines are 200m furlongs.

Disclaimer.

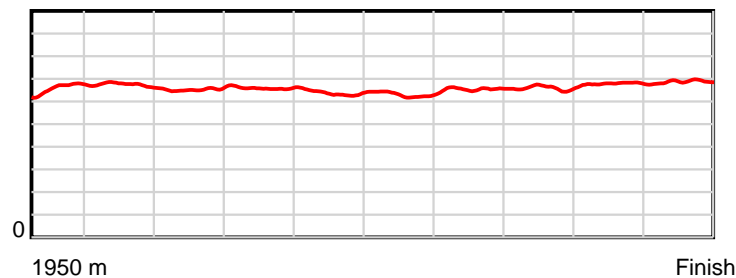
HRNZ and NZMTC and Thoroughbred Ratings Pty Ltd accepts no responsibility for the completeness or accuracy of any of the information contained herein, and makes no representations about its suitability for any particular purpose. Users should make their own judgements about those matters and/or seek independent advice. You assume all risks associated with use of the data provided on this page.

Race Results

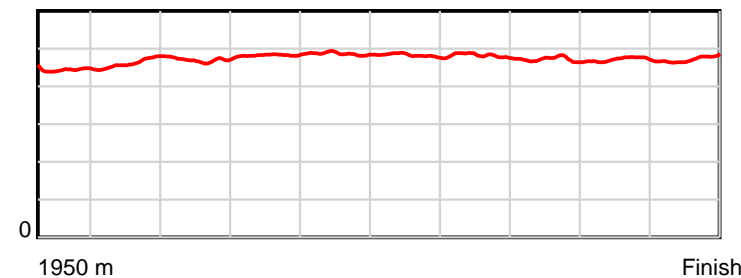
December 09, 2017, Race 6, XCM SPORT MOBILE PACE, Distance 1950m, Addington - Survey 1950m

Result	TAB no.	Horse (Barrier)	1950 to	1800m to	1600m to	1400m to	1200m to	1000m to	800m to	600m to	400m to	200m to	Total or	Margin
7th	10	Santanna Mach (7)	1800m	1600m	1400m	1200m	1000m	800m	600m	400m	200m	WP	Average	
		Position in running (margin)	-	7(2.9)	4(2.4)	4(3.2)	6(5.6)	7(5.9)	7(5.8)	11(5.6)	10(7.5)	11(9.1)		7.30
		Sectional time (s)	10.40	13.80	14.37	14.74	15.27	15.33	14.68	14.48	14.10	13.79		
		Cumulative time (s)	140.96	130.56	116.76	102.39	87.65	72.38	57.05	42.37	27.89	13.79	2:20.96	
		Speed (m/s)	14.43	14.49	13.92	13.57	13.10	13.05	13.62	13.81	14.18	14.50	13.83	
		Stride length (m)	6.65	6.70	6.54	6.55	6.37	6.29	6.56	6.51	6.68	6.87	6.57	
		Stride duration (s)	0.444	0.463	0.470	0.483	0.486	0.482	0.482	0.471	0.471	0.474	0.475	
		Stride efficiency (%)	69.17	70.23	66.94	67.00	63.38	61.78	67.26	66.19	69.76	73.76	67.39	
		Stride count	22.55	29.83	30.56	30.54	31.40	31.81	30.48	30.73	29.93	29.11	296.94	

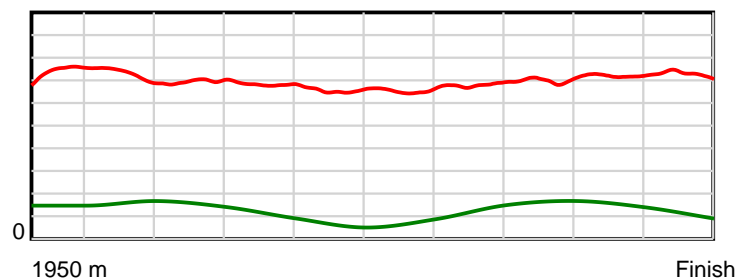
10 m Stride length



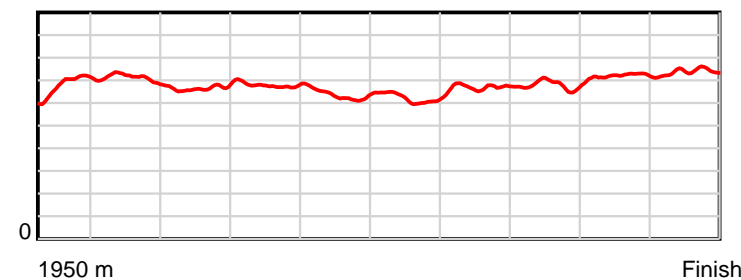
0.6 s Stride duration



20 m/sec Speed



100 % Stride efficiency



Note: Horizontal distance axis grid lines are 200m furlongs.

Disclaimer.

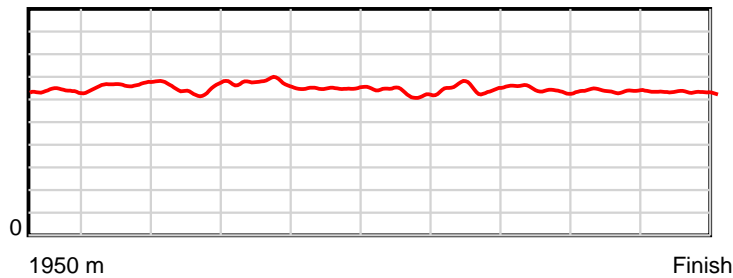
HRNZ and NZMTC and Thoroughbred Ratings Pty Ltd accepts no responsibility for the completeness or accuracy of any of the information contained herein, and makes no representations about its suitability for any particular purpose. Users should make their own judgements about those matters and/or seek independent advice. You assume all risks associated with use of the data provided on this page.

Race Results

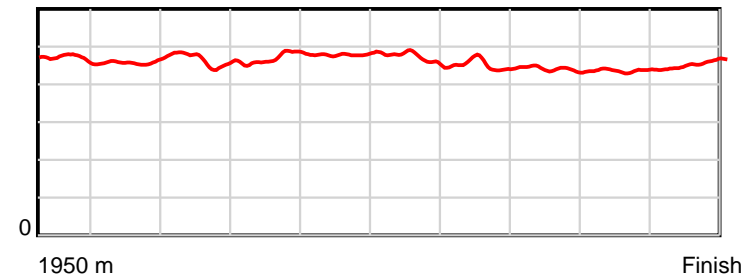
December 09, 2017, Race 6, XCM SPORT MOBILE PACE, Distance 1950m, Addington - Survey 1950m

Result	TAB no.	Horse (Barrier)	1950 to 1800m	1800m to 1600m	1600m to 1400m	1400m to 1200m	1200m to 1000m	1000m to 800m	800m to 600m	600m to 400m	400m to 200m	200m to WP	Total or Average	Margin
8th	15	Bushido (12)												
		Position in running (margin)	-	13(10.8)	13(12.1)	13(13.9)	12(11.8)	12(10.2)	12(9.5)	9(4.5)	6(4.8)	7(5.7)		7.40
		Sectional time (s)	11.59	14.08	14.54	14.01	14.94	15.24	13.88	14.22	13.98	14.51		
		Cumulative time (s)	140.99	129.40	115.32	100.78	86.77	71.83	56.59	42.71	28.49	14.51	2:20.99	
		Speed (m/s)	12.95	14.20	13.76	14.28	13.39	13.12	14.41	14.06	14.31	13.78	13.83	
		Stride length (m)	6.36	6.51	6.41	6.70	6.41	6.17	6.50	6.18	6.25	6.29	6.38	
		Stride duration (s)	0.470	0.458	0.466	0.470	0.479	0.470	0.451	0.440	0.437	0.456	0.461	
		Stride efficiency (%)	63.28	66.26	64.13	70.24	64.18	59.43	66.10	59.76	61.09	61.73	63.51	
		Stride count	23.57	30.71	31.22	29.83	31.21	32.43	30.75	32.34	31.99	31.82	305.87	

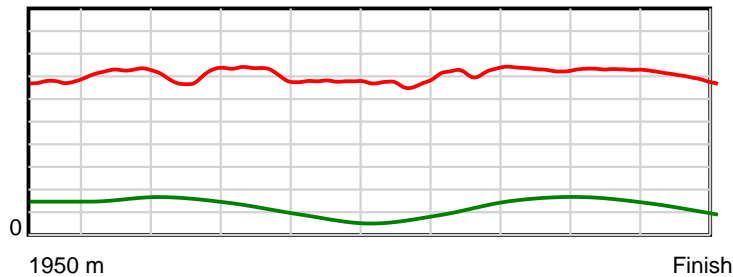
10 m Stride length



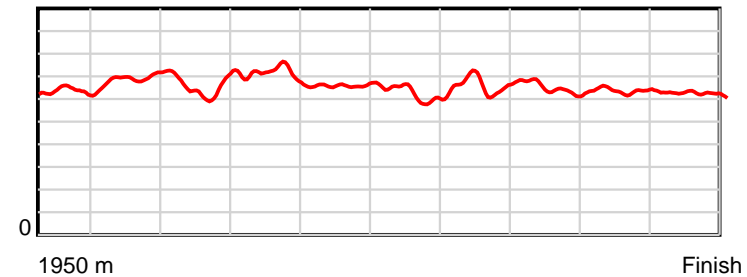
0.6 s Stride duration



20 m/sec Speed



100 % Stride efficiency



Note: Horizontal distance axis grid lines are 200m furlongs.

Disclaimer.

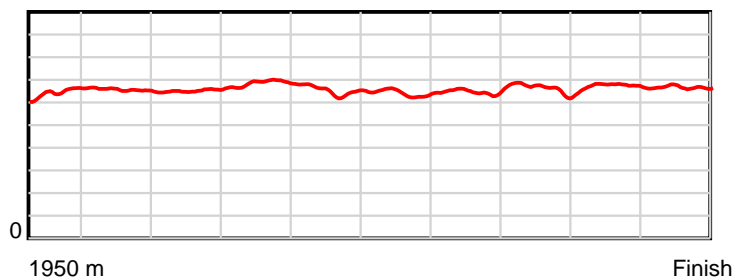
HRNZ and NZMTC and Thoroughbred Ratings Pty Ltd accepts no responsibility for the completeness or accuracy of any of the information contained herein, and makes no representations about its suitability for any particular purpose. Users should make their own judgements about those matters and/or seek independent advice. You assume all risks associated with use of the data provided on this page.

Race Results

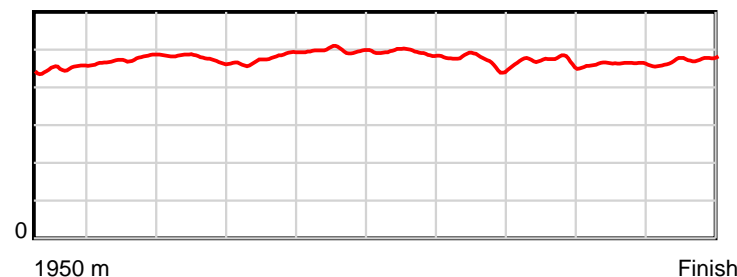
December 09, 2017, Race 6, XCM SPORT MOBILE PACE, Distance 1950m, Addington - Survey 1950m

Result	TAB no.	Horse (Barrier)	1950 to	1800m to	1600m to	1400m to	1200m to	1000m to	800m to	600m to	400m to	200m to	Total or	Margin
9th	4	Ildivo (4)	1800m	1600m	1400m	1200m	1000m	800m	600m	400m	200m	WP	Average	
		Position in running (margin)	-	8(3.5)	11(9.4)	12(12.3)	10(9.6)	11(9.7)	13(9.7)	13(8.1)	13(9.3)	9(8.2)		8.00
		Sectional time (s)	10.51	14.87	14.71	13.91	15.23	15.36	14.44	14.36	13.65	14.06		
		Cumulative time (s)	141.10	130.59	115.72	101.01	87.10	71.87	56.51	42.07	27.71	14.06	2:21.10	
		Speed (m/s)	14.28	13.45	13.60	14.38	13.13	13.02	13.85	13.93	14.65	14.22	13.82	
		Stride length (m)	6.54	6.38	6.48	6.87	6.55	6.41	6.50	6.55	6.77	6.73	6.57	
		Stride duration (s)	0.451	0.475	0.477	0.478	0.498	0.492	0.469	0.470	0.462	0.473	0.476	
		Stride efficiency (%)	66.75	63.68	65.66	73.73	66.94	64.20	65.98	66.98	71.66	70.73	67.54	
		Stride count	22.95	31.33	30.85	29.12	30.56	31.20	30.78	30.55	29.53	29.73	296.60	

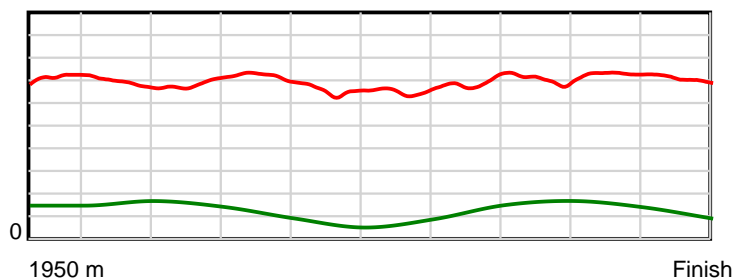
10 m Stride length



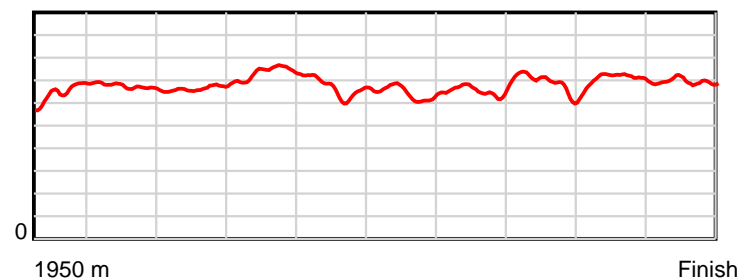
0.6 s Stride duration



20 m/sec Speed



100 % Stride efficiency



Note: Horizontal distance axis grid lines are 200m furlongs.

Disclaimer.

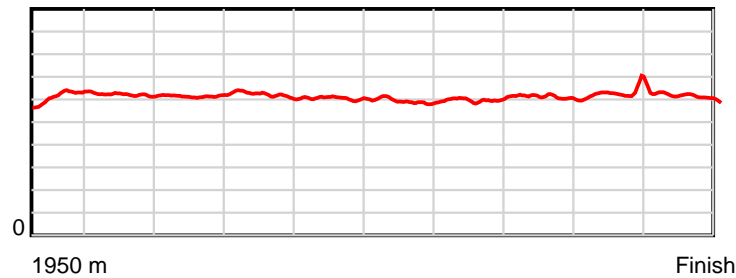
HRNZ and NZMTC and Thoroughbred Ratings Pty Ltd accepts no responsibility for the completeness or accuracy of any of the information contained herein, and makes no representations about its suitability for any particular purpose. Users should make their own judgements about those matters and/or seek independent advice. You assume all risks associated with use of the data provided on this page.

Race Results

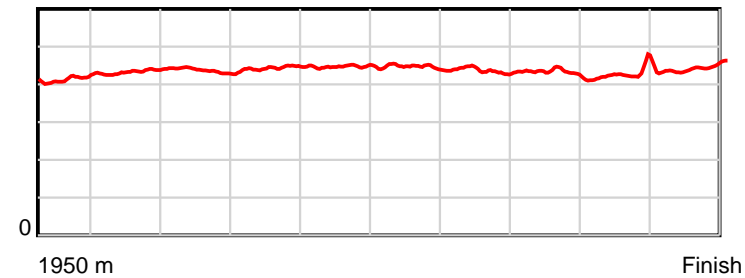
December 09, 2017, Race 6, XCM SPORT MOBILE PACE, Distance 1950m, Addington - Survey 1950m

Result	TAB no.	Horse (Barrier)	1950 to	1800m to	1600m to	1400m to	1200m to	1000m to	800m to	600m to	400m to	200m to	Total or	Margin
10th	11	Dana Dawn (8)	1800m	1600m	1400m	1200m	1000m	800m	600m	400m	200m	WP	Average	
		Position in running (margin)	-	6(2.9)	7(5.3)	8(6.7)	7(6.6)	6(5.1)	6(4.4)	8(4.1)	9(6.8)	10(8.3)		10.00
		Sectional time (s)	10.25	14.28	14.47	14.34	14.98	15.23	14.66	14.60	14.09	14.56		
		Cumulative time (s)	141.46	131.21	116.93	102.46	88.12	73.14	57.91	43.25	28.65	14.56	2:21.46	
		Speed (m/s)	14.64	14.01	13.82	13.95	13.35	13.13	13.64	13.70	14.19	13.74	13.79	
		Stride length (m)	6.15	6.06	6.03	6.18	5.97	5.86	5.95	5.89	6.06	6.11	6.02	
		Stride duration (s)	0.413	0.432	0.436	0.443	0.447	0.446	0.436	0.430	0.427	0.445	0.437	
		Stride efficiency (%)	59.16	57.35	56.84	59.65	55.66	53.59	55.36	54.27	57.46	58.34	56.66	
		Stride count	24.38	33.01	33.16	32.37	33.51	34.15	33.60	33.94	32.98	32.73	323.83	

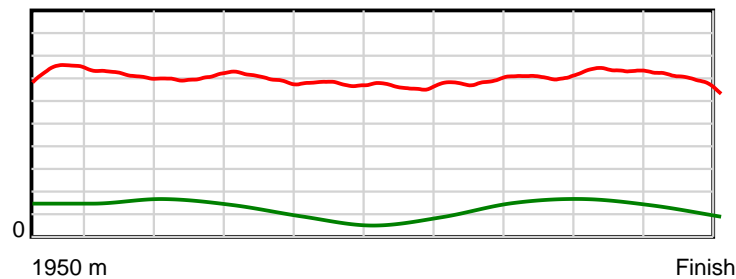
10 m Stride length



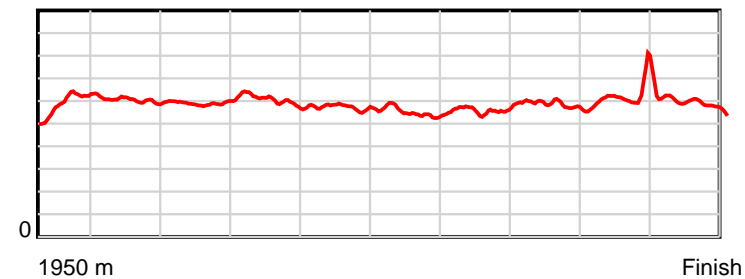
0.6 s Stride duration



20 m/sec Speed



100 % Stride efficiency



Note: Horizontal distance axis grid lines are 200m furlongs.

Disclaimer.

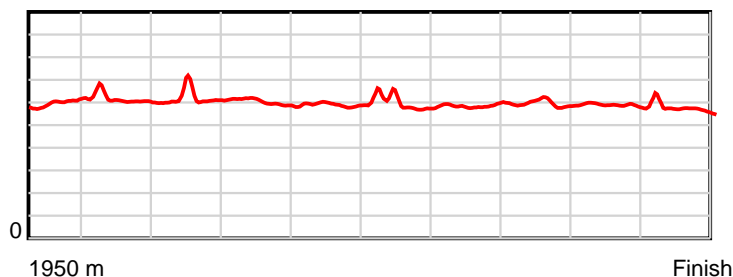
HRNZ and NZMTC and Thoroughbred Ratings Pty Ltd accepts no responsibility for the completeness or accuracy of any of the information contained herein, and makes no representations about its suitability for any particular purpose. Users should make their own judgements about those matters and/or seek independent advice. You assume all risks associated with use of the data provided on this page.

Race Results

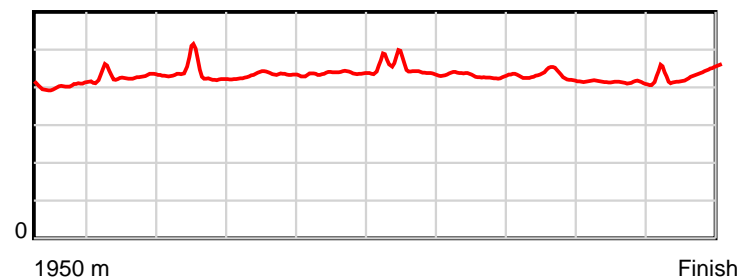
December 09, 2017, Race 6, XCM SPORT MOBILE PACE, Distance 1950m, Addington - Survey 1950m

Result	TAB no.	Horse (Barrier)	1950 to	1800m to	1600m to	1400m to	1200m to	1000m to	800m to	600m to	400m to	200m to	Total or	Margin
11th	3	Scelta Uno (3)	1800m	1600m	1400m	1200m	1000m	800m	600m	400m	200m	WP	Average	
		Position in running (margin)	-	4(1.4)	5(3.6)	5(3.6)	4(4.1)	4(2.7)	4(2.7)	6(2.7)	7(5.9)	8(8.1)		14.50
		Sectional time (s)	10.00	14.25	14.23	14.44	14.99	15.35	14.72	14.68	14.20	15.40		
		Cumulative time (s)	142.26	132.26	118.01	103.78	89.34	74.35	59.00	44.28	29.60	15.40	2:22.26	
		Speed (m/s)	15.01	14.04	14.05	13.85	13.34	13.03	13.59	13.62	14.08	12.99	13.71	
		Stride length (m)	6.00	6.00	6.13	6.00	5.83	5.83	5.86	5.85	5.82	5.66	5.89	
		Stride duration (s)	0.403	0.427	0.436	0.433	0.437	0.448	0.432	0.430	0.413	0.436	0.430	
		Stride efficiency (%)	56.30	56.19	58.73	56.17	53.15	53.20	53.70	53.50	52.91	50.12	54.28	
		Stride count	24.99	33.35	32.62	33.36	34.29	34.28	34.12	34.18	34.37	35.31	330.87	

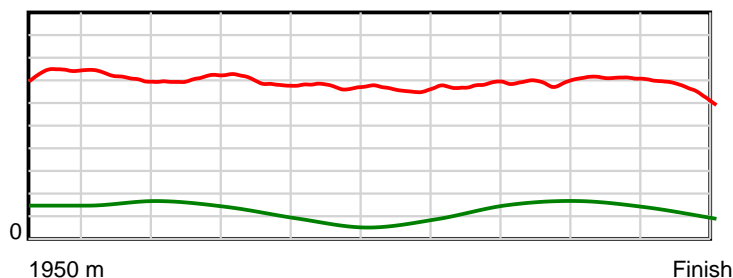
10 m Stride length



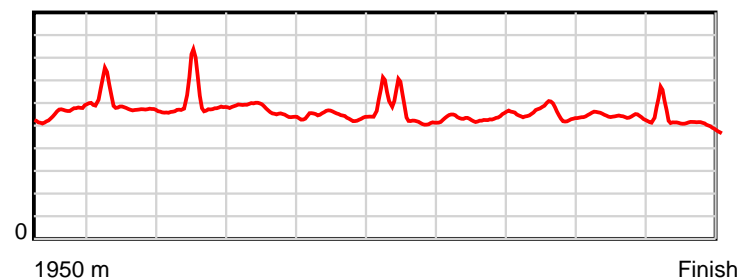
0.6 s Stride duration



20 m/sec Speed



100 % Stride efficiency



Note: Horizontal distance axis grid lines are 200m furlongs.

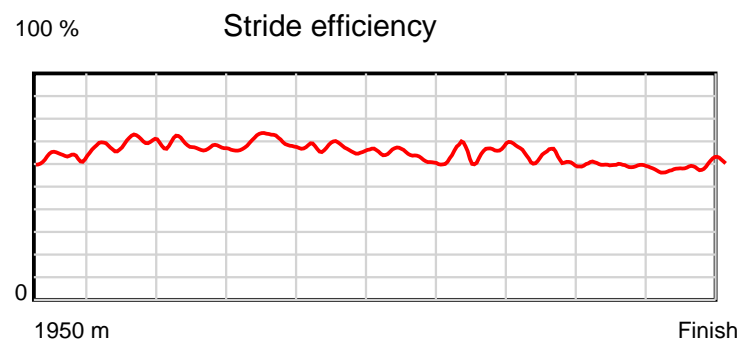
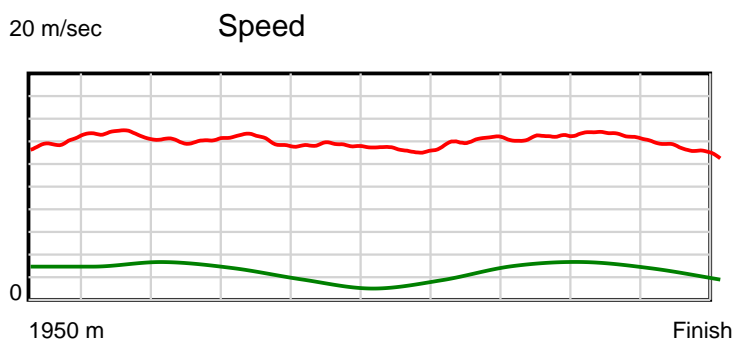
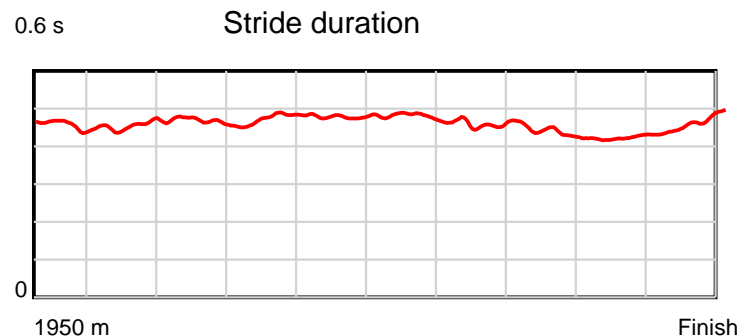
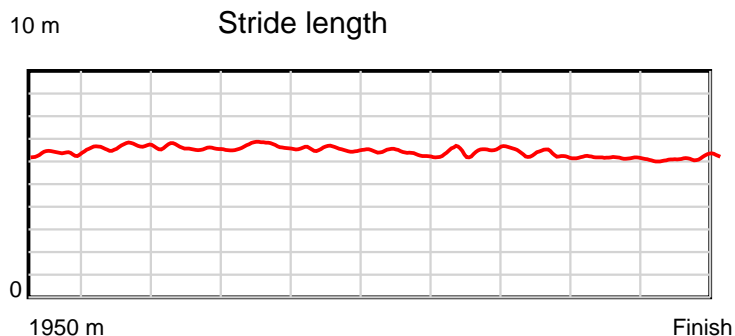
Disclaimer.

HRNZ and NZMTC and Thoroughbred Ratings Pty Ltd accepts no responsibility for the completeness or accuracy of any of the information contained herein, and makes no representations about its suitability for any particular purpose. Users should make their own judgements about those matters and/or seek independent advice. You assume all risks associated with use of the data provided on this page.

Race Results

December 09, 2017, Race 6, XCM SPORT MOBILE PACE, Distance 1950m, Addington - Survey 1950m

Result	TAB no.	Horse (Barrier)	1950 to	1800m to	1600m to	1400m to	1200m to	1000m to	800m to	600m to	400m to	200m to	Total or	Margin
12th	14	Paddington Cen... (11)	1800m	1600m	1400m	1200m	1000m	800m	600m	400m	200m	WP	Average	
		Position in running (margin)	-	12(8.5)	12(10.2)	11(11.4)	11(10.4)	10(8.5)	11(8.4)	10(5.5)	11(8.0)	12(10.8)		16.30
		Sectional time (s)	11.36	14.15	14.44	14.19	14.90	15.34	14.22	14.58	14.31	15.10		
		Cumulative time (s)	142.59	131.23	117.08	102.64	88.45	73.55	58.21	43.99	29.41	15.10	2:22.59	
		Speed (m/s)	13.21	14.13	13.85	14.09	13.42	13.04	14.06	13.72	13.98	13.25	13.68	
		Stride length (m)	6.37	6.43	6.48	6.67	6.43	6.25	6.47	6.00	5.93	6.18	6.31	
		Stride duration (s)	0.456	0.455	0.468	0.473	0.479	0.479	0.460	0.437	0.424	0.467	0.462	
		Stride efficiency (%)	63.33	64.58	65.67	69.60	64.58	60.96	65.41	56.27	54.92	59.73	62.25	
		Stride count	23.56	31.11	30.85	29.97	31.11	32.02	30.91	33.33	33.74	32.35	308.95	



Note: Horizontal distance axis grid lines are 200m furlongs.

Disclaimer.

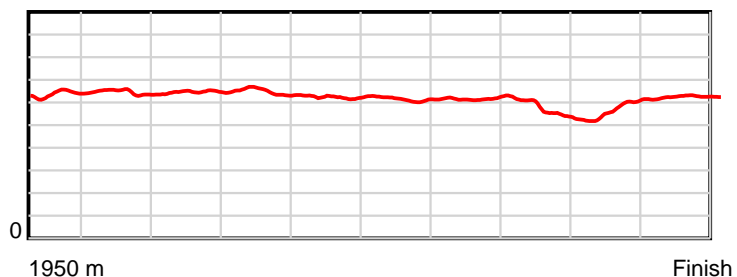
HRNZ and NZMTC and Thoroughbred Ratings Pty Ltd accepts no responsibility for the completeness or accuracy of any of the information contained herein, and makes no representations about its suitability for any particular purpose. Users should make their own judgements about those matters and/or seek independent advice. You assume all risks associated with use of the data provided on this page.

Race Results

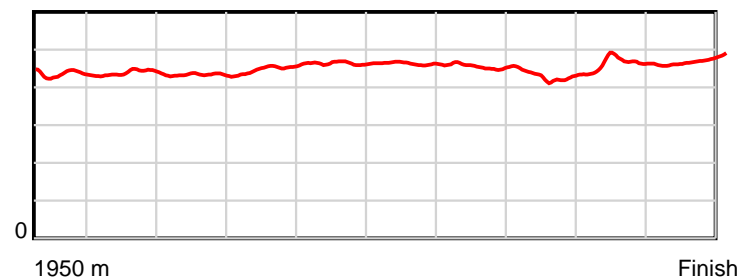
December 09, 2017, Race 6, XCM SPORT MOBILE PACE, Distance 1950m, Addington - Survey 1950m

Result	TAB no.	Horse (Barrier)	1950 to	1800m to	1600m to	1400m to	1200m to	1000m to	800m to	600m to	400m to	200m to	Total or	Margin
13th	16	Saying Grace (13)	1800m	1600m	1400m	1200m	1000m	800m	600m	400m	200m	WP	Average	
		Position in running (margin)	-	9(4.3)	9(6.7)	6(4.0)	2(1.7)	2(0.7)	2(0.9)	3(1.1)	12(8.3)	13(23.9)		27.90
		Sectional time (s)	10.37	14.27	13.79	13.97	15.06	15.38	14.75	15.36	16.44	15.29		
		Cumulative time (s)	144.68	134.31	120.04	106.25	92.28	77.22	61.84	47.09	31.73	15.29	2:24.68	
		Speed (m/s)	14.47	14.02	14.50	14.32	13.28	13.00	13.56	13.02	12.17	13.08	13.48	
		Stride length (m)	6.37	6.14	6.28	6.45	6.16	6.02	6.18	5.58	5.66	6.17	6.08	
		Stride duration (s)	0.434	0.438	0.433	0.450	0.464	0.463	0.455	0.428	0.465	0.472	0.451	
		Stride efficiency (%)	63.40	58.90	61.57	65.01	59.27	56.55	59.61	48.64	50.08	59.51	57.77	
		Stride count	23.55	32.58	31.86	31.01	32.48	33.25	32.38	35.85	35.33	32.41	320.70	

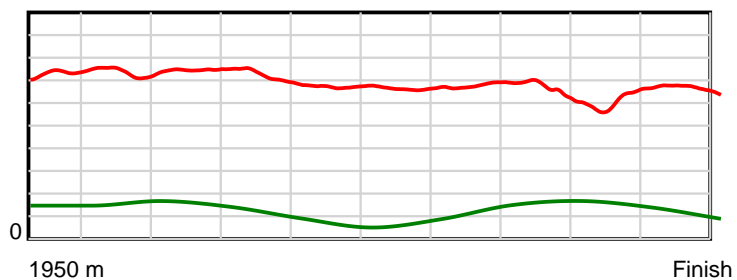
10 m Stride length



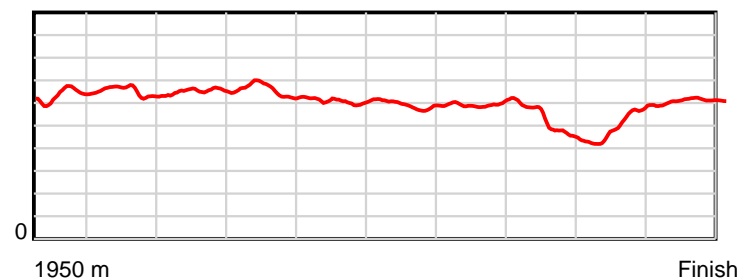
0.6 s Stride duration



20 m/sec Speed



100 % Stride efficiency



Note: Horizontal distance axis grid lines are 200m furlongs.

Disclaimer.

HRNZ and NZMTC and Thoroughbred Ratings Pty Ltd accepts no responsibility for the completeness or accuracy of any of the information contained herein, and makes no representations about its suitability for any particular purpose. Users should make their own judgements about those matters and/or seek independent advice. You assume all risks associated with use of the data provided on this page.