



Race Results

NZ Metropolitan Trotting Club Inc, HRNZ, December 09, 2017

Compilation date: December 9, 2017, 10:10:17 PM (NZDT)

Copyright © 2017 HRNZ and NZMTC. All rights reserved.

Trademarks.

StrideMASTER is a registered trademark of Thoroughbred Ratings Pty Ltd.

Disclaimer.

HRNZ and NZMTC and Thoroughbred Ratings Pty Ltd accepts no responsibility for the completeness or accuracy of any of the information contained herein, and makes no representations about its suitability for any particular purpose. Users should make their own judgements about those matters and/or seek independent advice. You assume all risks associated with use of the data provided on this page.



Race Results



December 09, 2017, Race 8, BLUE STAR TAXIS MOBILE PACE, Distance 2600m, Addington - Survey 3200m

Result	TAB no.	Horse (Barrier)	2600 to	2400m to
1st	2	Afterdinner... (2)	2400m	2200m
		Position in running (margin)	-	3(2.8)
		Sectional time (s)	13.62	15.04
		Cumulative time (s)	195.90	182.28
		Speed (m/s)	14.68	13.30
		Stride length (m)	6.70	6.42
		Stride duration (s)	0.454	0.483
		Stride efficiency (%)	70.12	64.48
		Stride count	29.86	31.13

Disclaimer.

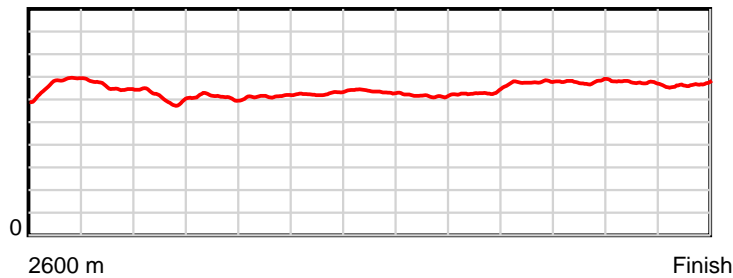
HRNZ and NZMTC and Thoroughbred Ratings Pty Ltd accepts no responsibility for the completeness or accuracy of any of the information contained herein, and makes no representations about its suitability for any particular purpose. Users should make their own judgements about those matters and/or seek independent advice. You assume all risks associated with use of the data provided on this page.

Race Results

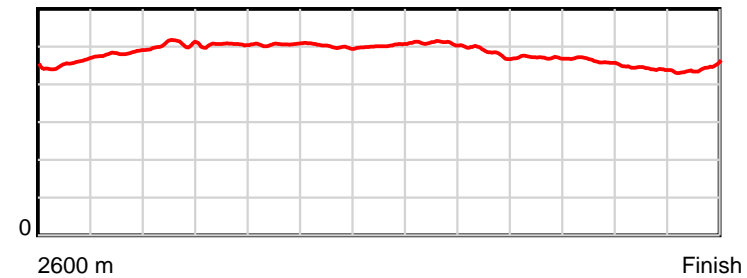
December 09, 2017, Race 8, BLUE STAR TAXIS MOBILE PACE, Distance 2600m, Addington - Survey 3200m

Result	TAB no.	Horse (Barrier)	2200m to	2000m to	1800m to	1600m to	1400m to	1200m to	1000m to	800m to	600m to	400m to	200m to	Total or	Margin
1st	2	Afterdinner... (2)	2000m	1800m	1600m	1400m	1200m	1000m	800m	600m	400m	200m	WP	Average	
		Position in running (margin)	1(0.0)	1(0.0)	1(0.0)	1(0.0)	1(0.0)	1(0.0)	1(0.0)	1(0.0)	1(0.0)	1(0.0)	1(0.0)		0.00
		Sectional time (s)	16.69	16.50	16.54	16.02	15.75	16.46	15.18	13.95	13.70	13.06	13.39		
		Cumulative time (s)	167.24	150.55	134.05	117.51	101.49	85.74	69.28	54.10	40.15	26.45	13.39	3:15.90	
		Speed (m/s)	11.98	12.12	12.09	12.48	12.70	12.15	13.18	14.34	14.60	15.31	14.94	13.27	
		Stride length (m)	6.07	6.12	6.12	6.25	6.38	6.19	6.40	6.75	6.75	6.78	6.59	6.41	
		Stride duration (s)	0.507	0.505	0.506	0.501	0.503	0.509	0.485	0.471	0.463	0.443	0.442	0.483	
		Stride efficiency (%)	57.57	58.45	58.54	61.06	63.64	59.87	63.93	71.18	71.25	71.81	67.94	64.30	
		Stride count	32.95	32.70	32.68	32.00	31.34	32.31	31.27	29.63	29.62	29.50	30.33	405.32	

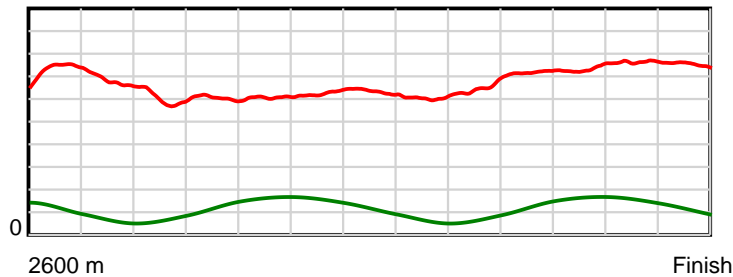
10 m Stride length



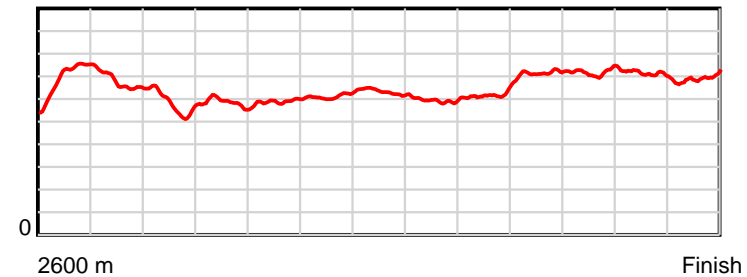
0.6 s Stride duration



20 m/sec Speed



100 % Stride efficiency



Note: Horizontal distance axis grid lines are 200m furlongs.

Disclaimer.

HRNZ and NZMTC and Thoroughbred Ratings Pty Ltd accepts no responsibility for the completeness or accuracy of any of the information contained herein, and makes no representations about its suitability for any particular purpose. Users should make their own judgements about those matters and/or seek independent advice. You assume all risks associated with use of the data provided on this page.



Race Results



December 09, 2017, Race 8, BLUE STAR TAXIS MOBILE PACE, Distance 2600m, Addington - Survey 3200m

Result	TAB no.	Horse (Barrier)	2600 to	2400m to
2nd	4	Mac Almighty (3)	2400m	2200m
		Position in running (margin)	-	1(0.0)
		Sectional time (s)	13.02	15.51
		Cumulative time (s)	196.22	183.20
		Speed (m/s)	15.36	12.89
		Stride length (m)	6.02	5.71
		Stride duration (s)	0.396	0.443
		Stride efficiency (%)	56.57	51.03
		Stride count	33.24	35.00

Disclaimer.

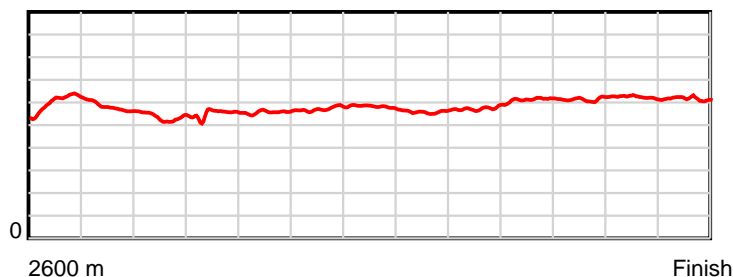
HRNZ and NZMTC and Thoroughbred Ratings Pty Ltd accepts no responsibility for the completeness or accuracy of any of the information contained herein, and makes no representations about its suitability for any particular purpose. Users should make their own judgements about those matters and/or seek independent advice. You assume all risks associated with use of the data provided on this page.

Race Results

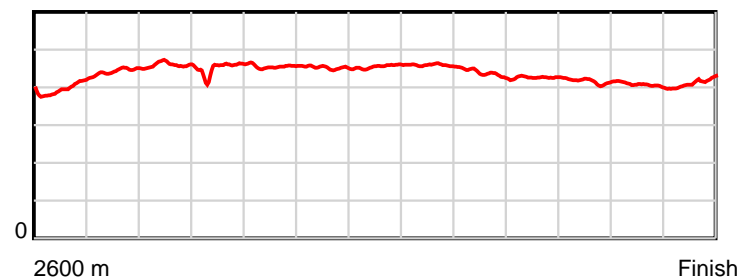
December 09, 2017, Race 8, BLUE STAR TAXIS MOBILE PACE, Distance 2600m, Addington - Survey 3200m

Result	TAB no.	Horse (Barrier)	2200m to	2000m to	1800m to	1600m to	1400m to	1200m to	1000m to	800m to	600m to	400m to	200m to	Total or	Margin
2nd	4	Mac Almighty (3)	2000m	1800m	1600m	1400m	1200m	1000m	800m	600m	400m	200m	WP	Average	
		Position in running (margin)	2(0.1)	2(2.0)	2(2.2)	2(2.1)	2(2.2)	2(2.1)	3(2.6)	3(2.2)	3(2.0)	3(2.4)	3(1.8)		1.80
		Sectional time (s)	17.02	16.52	16.52	16.05	15.74	16.53	15.12	13.92	13.77	12.96	13.54		
		Cumulative time (s)	167.69	150.67	134.15	117.63	101.58	85.84	69.31	54.19	40.27	26.50	13.54	3:16.22	
		Speed (m/s)	11.75	12.11	12.11	12.46	12.71	12.10	13.23	14.37	14.52	15.43	14.77	13.25	
		Stride length (m)	5.41	5.45	5.51	5.63	5.80	5.55	5.78	6.12	6.04	6.26	6.09	5.79	
		Stride duration (s)	0.460	0.450	0.455	0.452	0.456	0.458	0.437	0.426	0.416	0.406	0.412	0.437	
		Stride efficiency (%)	45.67	46.41	47.49	49.58	52.48	48.08	52.27	58.58	57.06	61.31	58.04	52.31	
		Stride count	36.99	36.70	36.28	35.51	34.51	36.06	34.58	32.67	33.10	31.93	32.82	449.39	

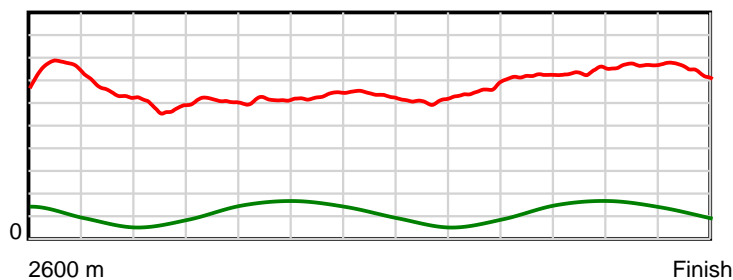
10 m Stride length



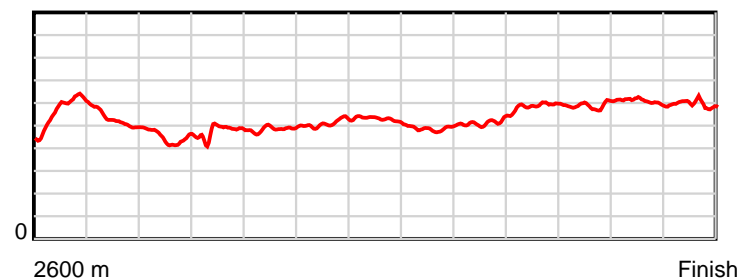
0.6 s Stride duration



20 m/sec Speed



100 % Stride efficiency



Note: Horizontal distance axis grid lines are 200m furlongs.

Disclaimer.

HRNZ and NZMTC and Thoroughbred Ratings Pty Ltd accepts no responsibility for the completeness or accuracy of any of the information contained herein, and makes no representations about its suitability for any particular purpose. Users should make their own judgements about those matters and/or seek independent advice. You assume all risks associated with use of the data provided on this page.



Race Results



December 09, 2017, Race 8, BLUE STAR TAXIS MOBILE PACE, Distance 2600m, Addington - Survey 3200m

Result	TAB no.	Horse (Barrier)	2600 to	2400m to
3rd	6	Star Commander (5)	2400m	2200m
		Position in running (margin)	-	5(9.5)
		Sectional time (s)	14.70	15.64
		Cumulative time (s)	196.27	181.57
		Speed (m/s)	13.60	12.79
		Stride length (m)	5.81	5.75
		Stride duration (s)	0.427	0.449
		Stride efficiency (%)	52.71	51.63
		Stride count	34.44	34.79

Disclaimer.

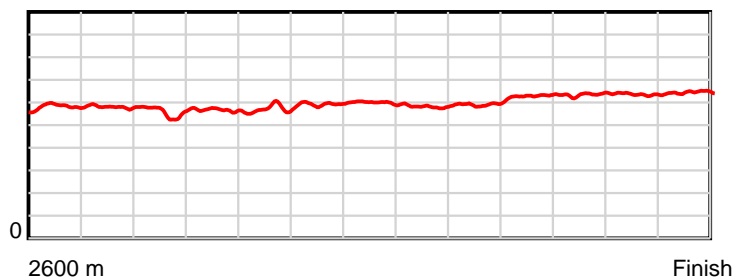
HRNZ and NZMTC and Thoroughbred Ratings Pty Ltd accepts no responsibility for the completeness or accuracy of any of the information contained herein, and makes no representations about its suitability for any particular purpose. Users should make their own judgements about those matters and/or seek independent advice. You assume all risks associated with use of the data provided on this page.

Race Results

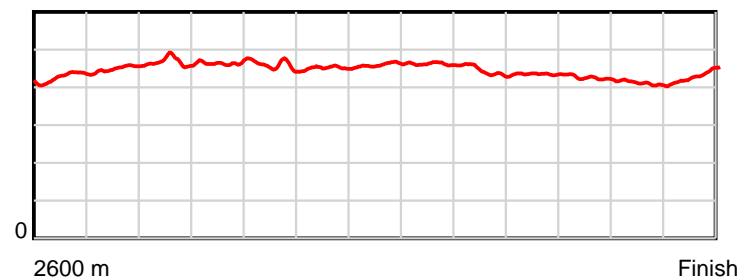
December 09, 2017, Race 8, BLUE STAR TAXIS MOBILE PACE, Distance 2600m, Addington - Survey 3200m

Result	TAB no.	Horse (Barrier)	2200m to	2000m to	1800m to	1600m to	1400m to	1200m to	1000m to	800m to	600m to	400m to	200m to	Total or	Margin
3rd	6	Star Commander (5)	2000m	1800m	1600m	1400m	1200m	1000m	800m	600m	400m	200m	WP	Average	
		Position in running (margin)	6(10.3)	6(11.3)	6(11.0)	6(9.7)	5(6.7)	4(4.6)	4(2.7)	2(2.0)	2(1.5)	2(1.0)	2(1.0)		2.10
		Sectional time (s)	16.85	16.46	16.33	15.52	15.40	16.13	15.06	13.88	13.61	13.06	13.63		
		Cumulative time (s)	165.93	149.08	132.62	116.29	100.77	85.37	69.24	54.18	40.30	26.69	13.63	3:16.27	
		Speed (m/s)	11.87	12.15	12.25	12.89	12.99	12.40	13.28	14.41	14.70	15.31	14.67	13.25	
		Stride length (m)	5.55	5.65	5.62	5.81	5.97	5.73	5.88	6.27	6.23	6.29	6.36	5.90	
		Stride duration (s)	0.467	0.465	0.459	0.451	0.460	0.462	0.443	0.435	0.424	0.411	0.434	0.446	
		Stride efficiency (%)	48.08	49.91	49.34	52.83	55.73	51.26	54.05	61.41	60.68	61.82	63.28	54.48	
		Stride count	36.06	35.39	35.59	34.40	33.49	34.92	34.01	31.90	32.10	31.80	31.43	440.32	

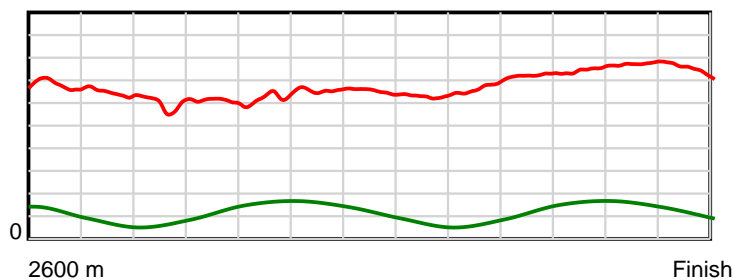
10 m Stride length



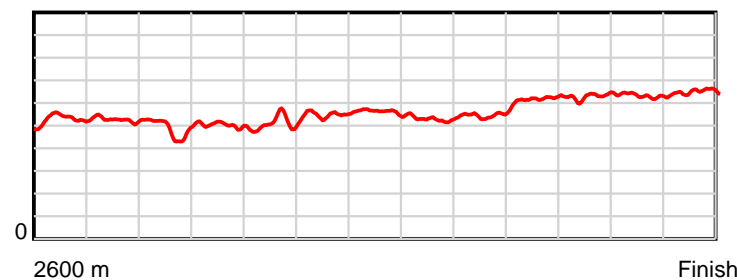
0.6 s Stride duration



20 m/sec Speed



100 % Stride efficiency



Note: Horizontal distance axis grid lines are 200m furlongs.

Disclaimer.

HRNZ and NZMTC and Thoroughbred Ratings Pty Ltd accepts no responsibility for the completeness or accuracy of any of the information contained herein, and makes no representations about its suitability for any particular purpose. Users should make their own judgements about those matters and/or seek independent advice. You assume all risks associated with use of the data provided on this page.



Race Results



December 09, 2017, Race 8, BLUE STAR TAXIS MOBILE PACE, Distance 2600m, Addington - Survey 3200m

Result	TAB no.	Horse (Barrier)	2600 to	2400m to
4th	7	Shezza GNP (6)	2400m	2200m
		Position in running (margin)	-	7(11.5)
		Sectional time (s)	14.92	15.77
		Cumulative time (s)	196.62	181.70
		Speed (m/s)	13.40	12.68
		Stride length (m)	5.64	5.51
		Stride duration (s)	0.424	0.435
		Stride efficiency (%)	49.65	47.50
		Stride count	35.48	36.28

Disclaimer.

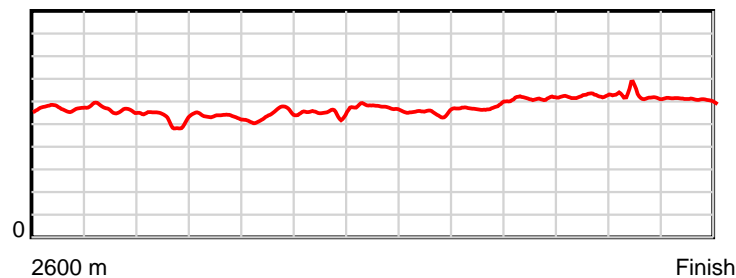
HRNZ and NZMTC and Thoroughbred Ratings Pty Ltd accepts no responsibility for the completeness or accuracy of any of the information contained herein, and makes no representations about its suitability for any particular purpose. Users should make their own judgements about those matters and/or seek independent advice. You assume all risks associated with use of the data provided on this page.

Race Results

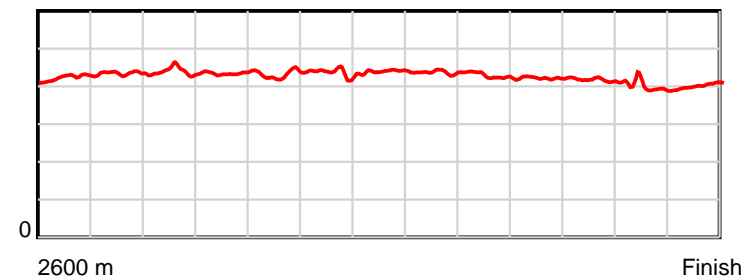
December 09, 2017, Race 8, BLUE STAR TAXIS MOBILE PACE, Distance 2600m, Addington - Survey 3200m

Result	TAB no.	Horse (Barrier)	2200m to	2000m to	1800m to	1600m to	1400m to	1200m to	1000m to	800m to	600m to	400m to	200m to	Total or	Margin
4th	7	Shezza GNP (6)	2000m	1800m	1600m	1400m	1200m	1000m	800m	600m	400m	200m	WP	Average	
		Position in running (margin)	7(13.1)	7(14.1)	7(13.3)	7(11.1)	8(10.7)	7(8.3)	7(6.7)	6(5.9)	6(5.0)	5(4.3)	6(4.4)		4.00
		Sectional time (s)	16.85	16.37	16.18	15.95	15.35	16.18	15.06	13.80	13.59	13.06	13.54		
		Cumulative time (s)	165.93	149.08	132.71	116.53	100.58	85.23	69.05	53.99	40.19	26.60	13.54	3:16.62	
		Speed (m/s)	11.87	12.22	12.36	12.54	13.03	12.36	13.28	14.49	14.72	15.31	14.77	13.22	
		Stride length (m)	5.22	5.31	5.34	5.47	5.72	5.39	5.69	6.11	6.12	6.09	5.95	5.64	
		Stride duration (s)	0.439	0.434	0.432	0.437	0.439	0.436	0.428	0.422	0.416	0.398	0.403	0.427	
		Stride efficiency (%)	42.51	44.00	44.52	46.82	51.12	45.38	50.54	58.36	58.60	57.96	55.28	49.73	
		Stride count	38.34	37.69	37.47	36.54	34.97	37.11	35.17	32.73	32.66	32.84	33.63	460.91	

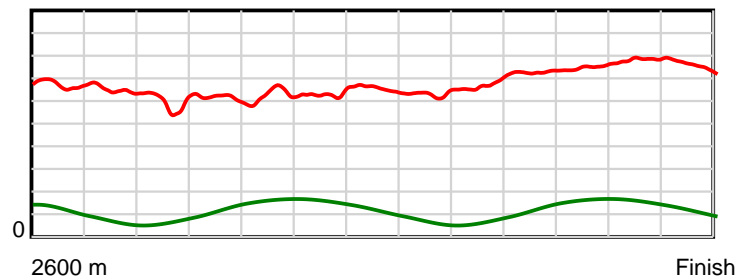
10 m Stride length



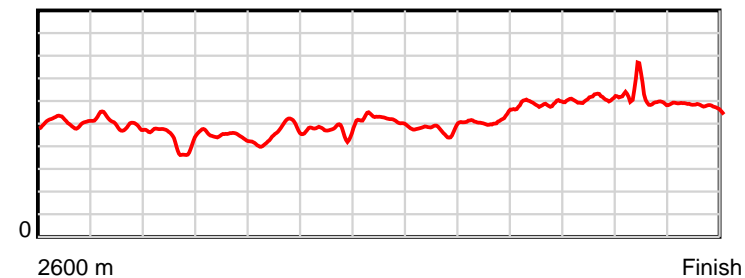
0.6 s Stride duration



20 m/sec Speed



100 % Stride efficiency



Note: Horizontal distance axis grid lines are 200m furlongs.

Disclaimer.

HRNZ and NZMTC and Thoroughbred Ratings Pty Ltd accepts no responsibility for the completeness or accuracy of any of the information contained herein, and makes no representations about its suitability for any particular purpose. Users should make their own judgements about those matters and/or seek independent advice. You assume all risks associated with use of the data provided on this page.



Race Results



December 09, 2017, Race 8, BLUE STAR TAXIS MOBILE PACE, Distance 2600m, Addington - Survey 3200m

Result	TAB no.	Horse (Barrier)	2600 to	2400m to
5th	1	Distinctive De... (1)	2400m	2200m
		Position in running (margin)	-	2(2.0)
		Sectional time (s)	13.51	15.36
		Cumulative time (s)	196.65	183.14
		Speed (m/s)	14.80	13.02
		Stride length (m)	6.40	6.12
		Stride duration (s)	0.431	0.470
		Stride efficiency (%)	63.92	58.45
		Stride count	31.27	32.70

Disclaimer.

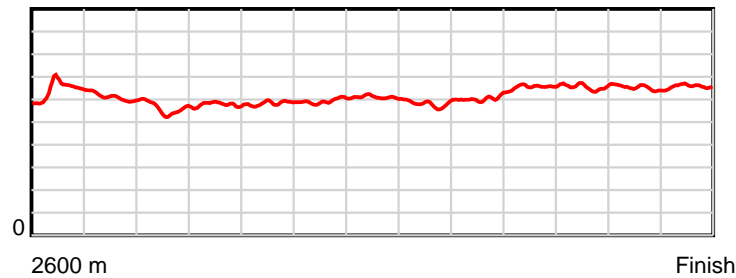
HRNZ and NZMTC and Thoroughbred Ratings Pty Ltd accepts no responsibility for the completeness or accuracy of any of the information contained herein, and makes no representations about its suitability for any particular purpose. Users should make their own judgements about those matters and/or seek independent advice. You assume all risks associated with use of the data provided on this page.

Race Results

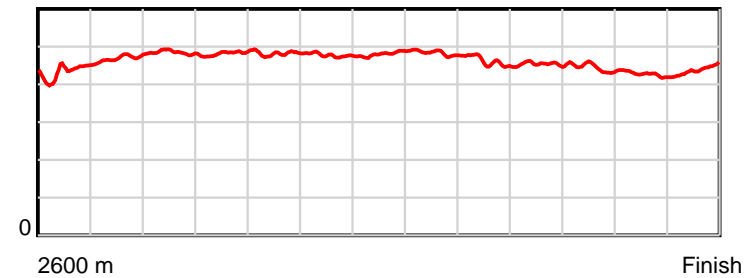
December 09, 2017, Race 8, BLUE STAR TAXIS MOBILE PACE, Distance 2600m, Addington - Survey 3200m

Result	TAB no.	Horse (Barrier)	2200m to	2000m to	1800m to	1600m to	1400m to	1200m to	1000m to	800m to	600m to	400m to	200m to	Total or	Margin
5th	1	Distinctive De... (1)	2000m	1800m	1600m	1400m	1200m	1000m	800m	600m	400m	200m	WP	Average	
		Position in running (margin)	3(1.2)	3(5.0)	3(5.7)	3(5.8)	3(3.7)	3(3.7)	5(3.9)	5(4.9)	5(4.4)	6(4.5)	4(4.1)		4.20
		Sectional time (s)	17.32	16.62	16.55	15.67	15.76	16.49	15.35	13.87	13.73	12.99	13.43		
		Cumulative time (s)	167.78	150.46	133.84	117.29	101.62	85.86	69.37	54.02	40.15	26.42	13.43	3:16.65	
		Speed (m/s)	11.55	12.03	12.08	12.76	12.69	12.13	13.03	14.42	14.57	15.40	14.89	13.22	
		Stride length (m)	5.59	5.79	5.82	6.09	6.10	5.86	6.01	6.54	6.47	6.57	6.54	6.13	
		Stride duration (s)	0.484	0.481	0.482	0.477	0.481	0.483	0.462	0.454	0.444	0.427	0.439	0.464	
		Stride efficiency (%)	48.91	52.38	52.99	57.94	58.18	53.66	56.53	66.79	65.42	67.52	66.83	58.72	
		Stride count	35.75	34.55	34.34	32.85	32.78	34.13	33.25	30.59	30.91	30.43	30.58	424.13	

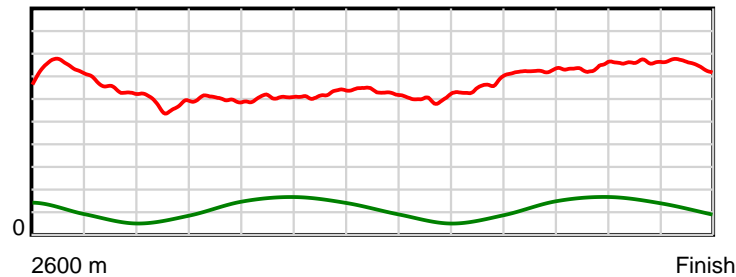
10 m Stride length



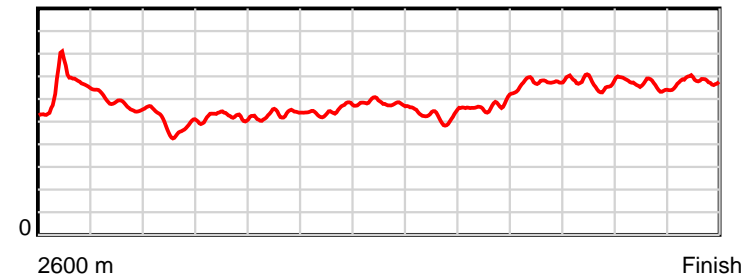
0.6 s Stride duration



20 m/sec Speed



100 % Stride efficiency



Note: Horizontal distance axis grid lines are 200m furlongs.

Disclaimer.

HRNZ and NZMTC and Thoroughbred Ratings Pty Ltd accepts no responsibility for the completeness or accuracy of any of the information contained herein, and makes no representations about its suitability for any particular purpose. Users should make their own judgements about those matters and/or seek independent advice. You assume all risks associated with use of the data provided on this page.



Race Results



December 09, 2017, Race 8, BLUE STAR TAXIS MOBILE PACE, Distance 2600m, Addington - Survey 3200m

Result	TAB no.	Horse (Barrier)	2600 to	2400m to
6th	8	Christopher Ba... (7)	2400m	2200m
		Position in running (margin)	-	8(13.3)
		Sectional time (s)	15.42	15.70
		Cumulative time (s)	196.87	181.45
		Speed (m/s)	12.97	12.74
		Stride length (m)	6.43	6.40
		Stride duration (s)	0.494	0.502
		Stride efficiency (%)	64.60	63.94
		Stride count	31.11	31.27

Disclaimer.

HRNZ and NZMTC and Thoroughbred Ratings Pty Ltd accepts no responsibility for the completeness or accuracy of any of the information contained herein, and makes no representations about its suitability for any particular purpose. Users should make their own judgements about those matters and/or seek independent advice. You assume all risks associated with use of the data provided on this page.

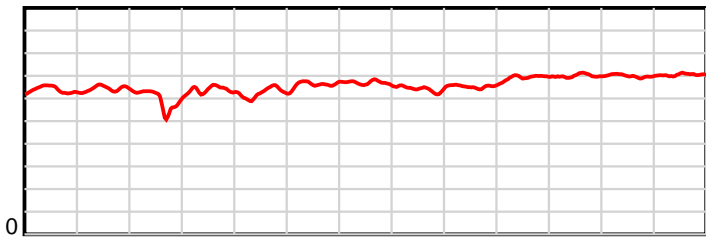
Race Results

December 09, 2017, Race 8, BLUE STAR TAXIS MOBILE PACE, Distance 2600m, Addington - Survey 3200m

Result	TAB no.	Horse (Barrier)	2200m to	2000m to	1800m to	1600m to	1400m to	1200m to	1000m to	800m to	600m to	400m to	200m to	Total or	Margin
6th	8	Christopher Ba... (7)	2000m	1800m	1600m	1400m	1200m	1000m	800m	600m	400m	200m	WP	Average	
		Position in running (margin)	8(14.5)	8(17.2)	8(13.5)	8(13.5)	7(8.8)	6(7.0)	2(2.3)	4(3.7)	4(2.9)	4(3.4)	5(4.2)		5.40
		Sectional time (s)	17.15	15.89	16.54	15.23	15.45	15.68	15.42	13.82	13.79	13.19	13.59		
		Cumulative time (s)	165.75	148.60	132.71	116.17	100.94	85.49	69.81	54.39	40.57	26.78	13.59	3:16.87	
		Speed (m/s)	11.66	12.59	12.09	13.13	12.94	12.76	12.97	14.47	14.50	15.16	14.72	13.21	
		Stride length (m)	5.81	6.31	6.08	6.64	6.58	6.55	6.39	6.97	6.77	6.96	7.06	6.52	
		Stride duration (s)	0.498	0.502	0.503	0.506	0.509	0.513	0.493	0.482	0.467	0.459	0.480	0.493	
		Stride efficiency (%)	52.76	62.28	57.78	68.93	67.76	67.02	63.79	76.00	71.64	75.75	77.96	66.37	
		Stride count	34.42	31.68	32.89	30.11	30.37	30.54	31.30	28.68	29.54	28.73	28.32	398.96	

10 m

Stride length

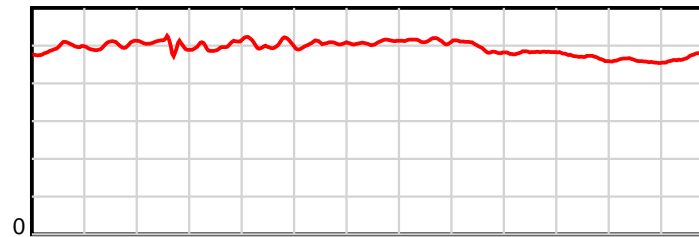


2600 m

Finish

0.6 s

Stride duration

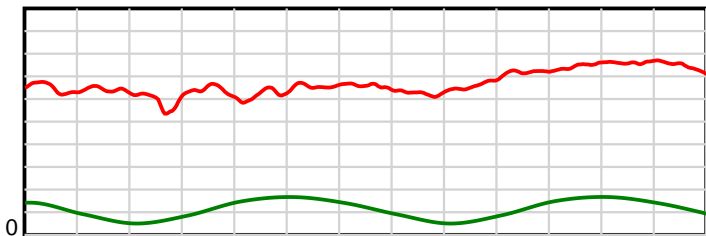


2600 m

Finish

20 m/sec

Speed

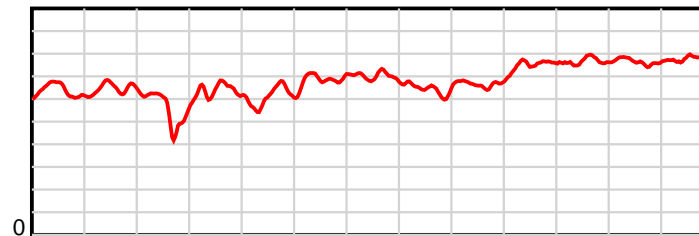


2600 m

Finish

100 %

Stride efficiency



2600 m

Finish

Note: Horizontal distance axis grid lines are 200m furlongs.

Disclaimer.

HRNZ and NZMTC and Thoroughbred Ratings Pty Ltd accepts no responsibility for the completeness or accuracy of any of the information contained herein, and makes no representations about its suitability for any particular purpose. Users should make their own judgements about those matters and/or seek independent advice. You assume all risks associated with use of the data provided on this page.



Race Results



December 09, 2017, Race 8, BLUE STAR TAXIS MOBILE PACE, Distance 2600m, Addington - Survey 3200m

Result	TAB no.	Horse (Barrier)	2600 to 2400m	2400m to 2200m
7th	5	Spondulicks (4)		
		Position in running (margin)	-	4(7.2)
		Sectional time (s)	14.36	15.48
		Cumulative time (s)	197.13	182.77
		Speed (m/s)	13.92	12.92
		Stride length (m)	6.23	6.05
		Stride duration (s)	0.444	0.468
		Stride efficiency (%)	60.60	57.28
		Stride count	32.12	33.03

Disclaimer.

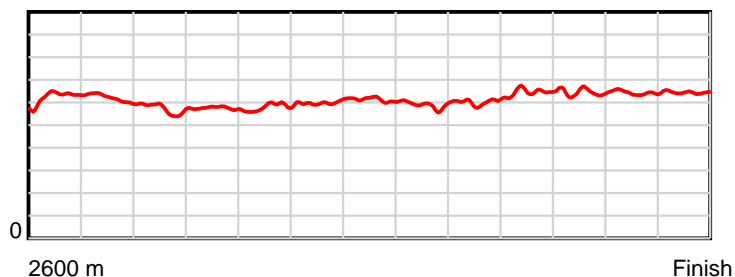
HRNZ and NZMTC and Thoroughbred Ratings Pty Ltd accepts no responsibility for the completeness or accuracy of any of the information contained herein, and makes no representations about its suitability for any particular purpose. Users should make their own judgements about those matters and/or seek independent advice. You assume all risks associated with use of the data provided on this page.

Race Results

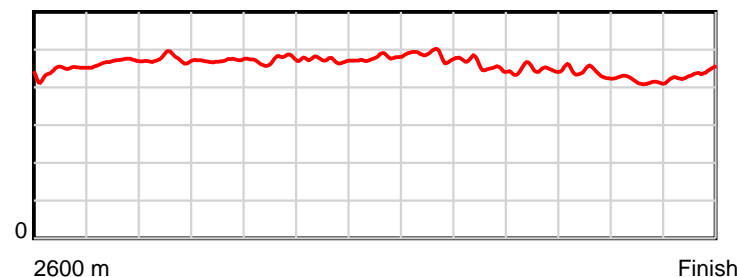
December 09, 2017, Race 8, BLUE STAR TAXIS MOBILE PACE, Distance 2600m, Addington - Survey 3200m

Result	TAB no.	Horse (Barrier)	2200m to	2000m to	1800m to	1600m to	1400m to	1200m to	1000m to	800m to	600m to	400m to	200m to	Total or	Margin
7th	5	Spondulicks (4)	2000m	1800m	1600m	1400m	1200m	1000m	800m	600m	400m	200m	WP	Average	
		Position in running (margin)	4(7.0)	4(7.1)	4(7.3)	4(7.2)	4(5.9)	5(6.0)	6(6.4)	7(6.3)	8(6.1)	7(6.0)	7(5.8)		6.80
		Sectional time (s)	16.69	16.55	16.52	15.81	15.77	16.52	15.17	13.92	13.69	13.02	13.63		
		Cumulative time (s)	167.29	150.60	134.05	117.53	101.72	85.95	69.43	54.26	40.34	26.65	13.63	3:17.13	
		Speed (m/s)	11.98	12.08	12.11	12.65	12.68	12.11	13.18	14.37	14.61	15.36	14.67	13.19	
		Stride length (m)	5.70	5.70	5.72	5.99	6.07	5.88	6.04	6.42	6.42	6.40	6.43	6.07	
		Stride duration (s)	0.476	0.471	0.473	0.473	0.479	0.485	0.458	0.447	0.439	0.417	0.438	0.460	
		Stride efficiency (%)	50.76	50.71	51.16	55.98	57.61	53.97	57.10	64.50	64.34	64.09	64.58	57.56	
		Stride count	35.09	35.11	34.95	33.41	32.94	34.03	33.09	31.13	31.17	31.23	31.11	428.41	

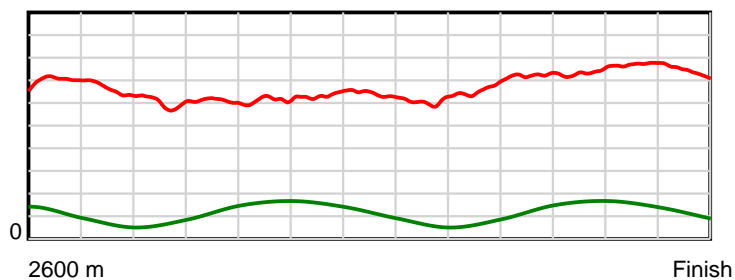
10 m Stride length



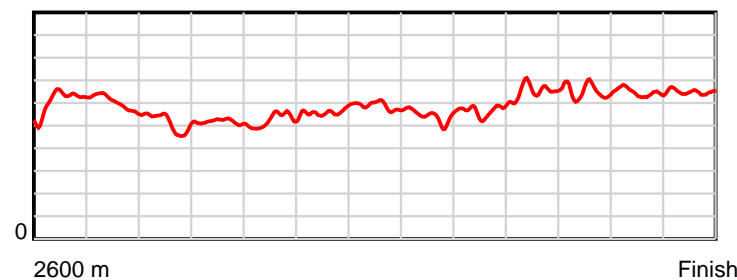
0.6 s Stride duration



20 m/sec Speed



100 % Stride efficiency



Note: Horizontal distance axis grid lines are 200m furlongs.

Disclaimer.

HRNZ and NZMTC and Thoroughbred Ratings Pty Ltd accepts no responsibility for the completeness or accuracy of any of the information contained herein, and makes no representations about its suitability for any particular purpose. Users should make their own judgements about those matters and/or seek independent advice. You assume all risks associated with use of the data provided on this page.



Race Results



December 09, 2017, Race 8, BLUE STAR TAXIS MOBILE PACE, Distance 2600m, Addington - Survey 3200m

Result	TAB no.	Horse (Barrier)	2600 to	2400m to
8th	9	Franco Texas (8)	2400m	2200m
		Position in running (margin)	-	6(9.7)
		Sectional time (s)	14.68	15.33
		Cumulative time (s)	197.29	182.61
		Speed (m/s)	13.62	13.05
		Stride length (m)	6.18	6.30
		Stride duration (s)	0.454	0.483
		Stride efficiency (%)	59.67	62.11
		Stride count	32.37	31.72

Disclaimer.

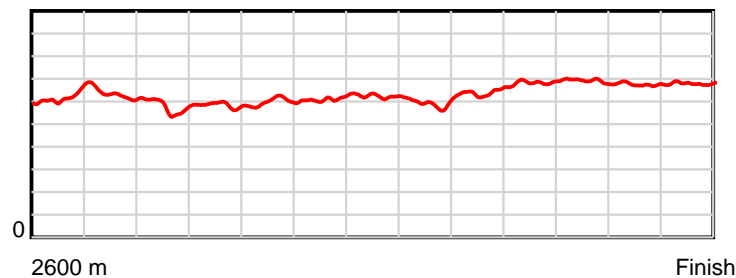
HRNZ and NZMTC and Thoroughbred Ratings Pty Ltd accepts no responsibility for the completeness or accuracy of any of the information contained herein, and makes no representations about its suitability for any particular purpose. Users should make their own judgements about those matters and/or seek independent advice. You assume all risks associated with use of the data provided on this page.

Race Results

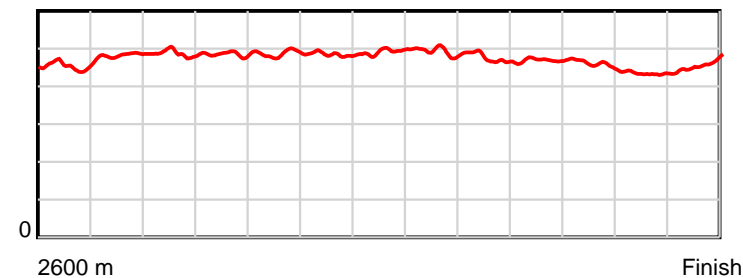
December 09, 2017, Race 8, BLUE STAR TAXIS MOBILE PACE, Distance 2600m, Addington - Survey 3200m

Result	TAB no.	Horse (Barrier)	2200m to	2000m to	1800m to	1600m to	1400m to	1200m to	1000m to	800m to	600m to	400m to	200m to	Total or	Margin
8th	9	Franco Texas (8)	2000m	1800m	1600m	1400m	1200m	1000m	800m	600m	400m	200m	WP	Average	
		Position in running (margin)	5(8.7)	5(8.6)	5(8.6)	5(9.0)	6(8.0)	8(8.4)	8(7.4)	8(7.2)	7(6.0)	8(7.1)	8(7.7)		7.70
		Sectional time (s)	16.68	16.50	16.61	15.86	15.82	16.29	15.14	13.76	13.90	13.15	13.57		
		Cumulative time (s)	167.28	150.60	134.10	117.49	101.63	85.81	69.52	54.38	40.62	26.72	13.57	3:17.29	
		Speed (m/s)	11.99	12.12	12.04	12.61	12.64	12.28	13.21	14.53	14.39	15.21	14.74	13.18	
		Stride length (m)	5.84	5.88	5.86	6.12	6.22	6.04	6.28	6.82	6.60	6.60	6.78	6.25	
		Stride duration (s)	0.487	0.485	0.486	0.485	0.492	0.492	0.475	0.469	0.458	0.434	0.460	0.475	
		Stride efficiency (%)	53.25	54.08	53.61	58.50	60.39	57.10	61.68	72.68	68.02	68.12	71.74	61.12	
		Stride count	34.26	34.00	34.15	32.69	32.17	33.09	31.83	29.33	30.31	30.29	29.52	415.73	

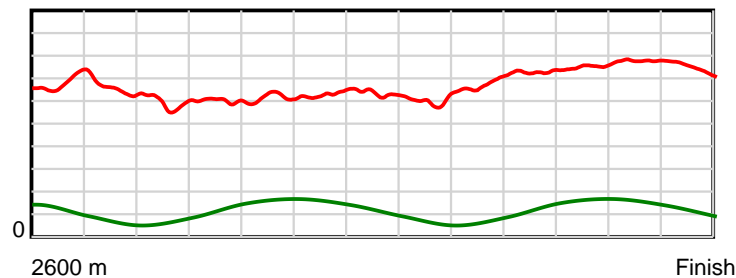
10 m Stride length



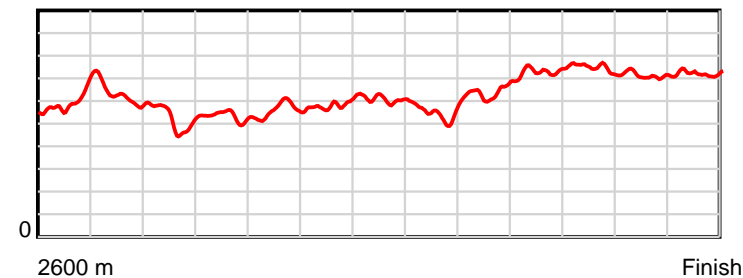
0.6 s Stride duration



20 m/sec Speed



100 % Stride efficiency



Note: Horizontal distance axis grid lines are 200m furlongs.

Disclaimer.

HRNZ and NZMTC and Thoroughbred Ratings Pty Ltd accepts no responsibility for the completeness or accuracy of any of the information contained herein, and makes no representations about its suitability for any particular purpose. Users should make their own judgements about those matters and/or seek independent advice. You assume all risks associated with use of the data provided on this page.