



Race Results

NZ Metropolitan Trotting Club Inc, HRNZ, February 02, 2018

Compilation date: February 2, 2018, 9:25:54 PM (NZDT)

Copyright © 2018 HRNZ and NZMTC. All rights reserved.

Trademarks.

StrideMASTER is a registered trademark of Thoroughbred Ratings Pty Ltd.

Disclaimer.

HRNZ and NZMTC and Thoroughbred Ratings Pty Ltd accepts no responsibility for the completeness or accuracy of any of the information contained herein, and makes no representations about its suitability for any particular purpose. Users should make their own judgements about those matters and/or seek independent advice. You assume all risks associated with use of the data provided on this page.



Race Results



February 02, 2018, Race 8, MACCA LODGE-TUAPEKA LODGE-DENARIO BREEDING MOBILE TROT, Distance 2600m, Addington - Survey 3200m

Result	TAB no.	Horse (Barrier)	2600 to	2400m to
1st	1	Lightworkofit (1)	2400m	2200m
		Position in running (margin)	-	2(0.2)
		Sectional time (s)	13.90	13.85
		Cumulative time (s)	197.27	183.37
		Speed (m/s)	14.38	14.44
		Stride length (m)	6.33	6.60
		Stride duration (s)	0.437	0.457
		Stride efficiency (%)	62.69	68.15
		Stride count	31.58	30.29

Disclaimer.

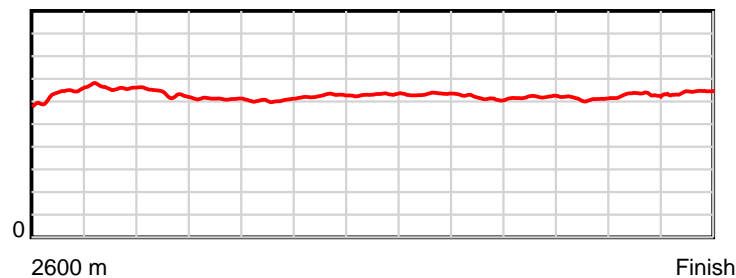
HRNZ and NZMTC and Thoroughbred Ratings Pty Ltd accepts no responsibility for the completeness or accuracy of any of the information contained herein, and makes no representations about its suitability for any particular purpose. Users should make their own judgements about those matters and/or seek independent advice. You assume all risks associated with use of the data provided on this page.

Race Results

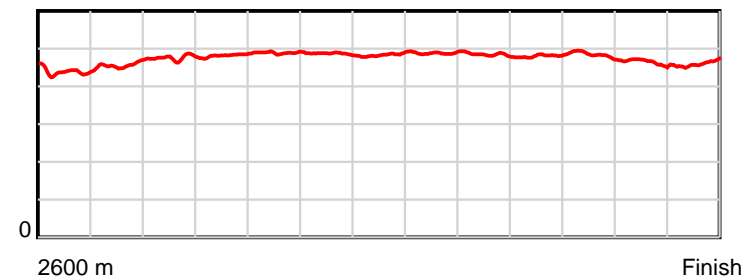
February 02, 2018, Race 8, MACCA LODGE-TUAPEKA LODGE-DENARIO BREEDING MOBILE TROT, Distance 2600m, Addington - Survey 3200m

Result	TAB no.	Horse (Barrier)	2200m to	2000m to	1800m to	1600m to	1400m to	1200m to	1000m to	800m to	600m to	400m to	200m to	Total or	Margin
1st	1	Lightworkofit (1)	2000m	1800m	1600m	1400m	1200m	1000m	800m	600m	400m	200m	WP	Average	
		Position in running (margin)	1(0.0)	1(0.0)	1(0.0)	1(0.0)	1(0.0)	1(0.0)	1(0.0)	1(0.0)	1(0.0)	1(0.0)	1(0.0)		0.00
		Sectional time (s)	14.91	15.69	16.25	15.49	15.34	15.44	15.78	15.56	16.03	14.72	14.31		
		Cumulative time (s)	169.52	154.61	138.92	122.67	107.18	91.84	76.40	60.62	45.06	29.03	14.31	3:17.27	
		Speed (m/s)	13.41	12.75	12.31	12.91	13.04	12.95	12.67	12.85	12.48	13.59	13.98	13.18	
		Stride length (m)	6.39	6.14	6.02	6.28	6.31	6.32	6.14	6.18	6.04	6.28	6.43	6.26	
		Stride duration (s)	0.476	0.482	0.489	0.486	0.484	0.488	0.484	0.481	0.484	0.462	0.460	0.475	
		Stride efficiency (%)	63.76	58.94	56.60	61.66	62.18	62.48	58.88	59.64	56.94	61.63	64.70	61.29	
		Stride count	31.31	32.56	33.23	31.84	31.70	31.63	32.58	32.37	33.13	31.85	31.08	415.15	

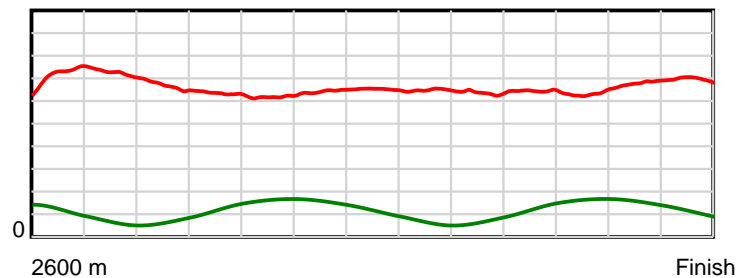
10 m Stride length



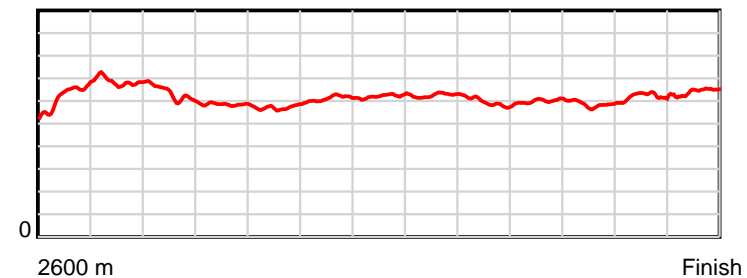
0.6 s Stride duration



20 m/sec Speed



100 % Stride efficiency



Note: Horizontal distance axis grid lines are 200m furlongs.

Disclaimer.

HRNZ and NZMTC and Thoroughbred Ratings Pty Ltd accepts no responsibility for the completeness or accuracy of any of the information contained herein, and makes no representations about its suitability for any particular purpose. Users should make their own judgements about those matters and/or seek independent advice. You assume all risks associated with use of the data provided on this page.



Race Results



February 02, 2018, Race 8, MACCA LODGE-TUAPEKA LODGE-DENARIO BREEDING MOBILE TROT, Distance 2600m, Addington - Survey 3200m

Result	TAB no.	Horse (Barrier)	2600 to	2400m to
2nd	5	Speedy Command (5)	2400m	2200m
		Position in running (margin)	-	6(4.6)
		Sectional time (s)	14.63	14.63
		Cumulative time (s)	197.58	182.95
		Speed (m/s)	13.67	13.67
		Stride length (m)	5.59	5.71
		Stride duration (s)	0.407	0.417
		Stride efficiency (%)	48.88	50.87
		Stride count	35.76	35.05

Disclaimer.

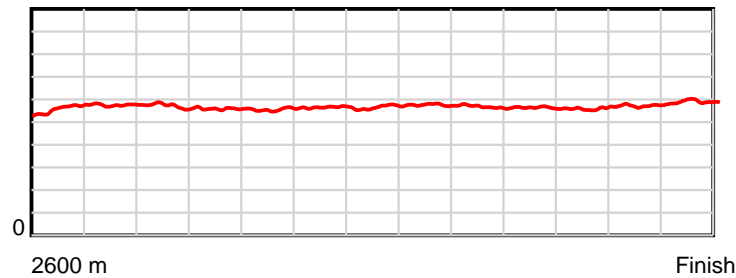
HRNZ and NZMTC and Thoroughbred Ratings Pty Ltd accepts no responsibility for the completeness or accuracy of any of the information contained herein, and makes no representations about its suitability for any particular purpose. Users should make their own judgements about those matters and/or seek independent advice. You assume all risks associated with use of the data provided on this page.

Race Results

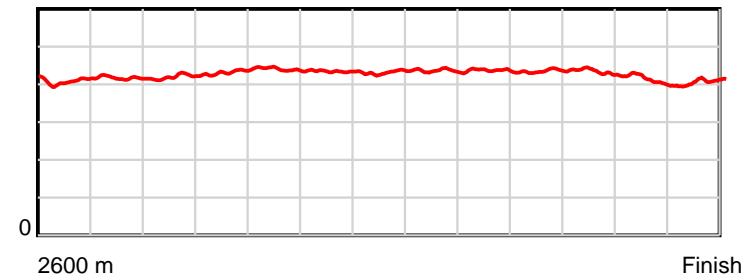
February 02, 2018, Race 8, MACCA LODGE-TUAPEKA LODGE-DENARIO BREEDING MOBILE TROT, Distance 2600m, Addington - Survey 3200m

Result	TAB no.	Horse (Barrier)	2200m to	2000m to	1800m to	1600m to	1400m to	1200m to	1000m to	800m to	600m to	400m to	200m to	Total or	Margin
2nd	5	Speedy Command (5)	2000m	1800m	1600m	1400m	1200m	1000m	800m	600m	400m	200m	WP	Average	
		Position in running (margin)	6(9.1)	6(8.2)	6(6.8)	6(6.5)	6(7.0)	7(6.5)	6(6.3)	6(6.0)	6(5.9)	6(5.5)	4(5.1)		1.70
		Sectional time (s)	14.77	15.44	16.21	15.58	15.25	15.40	15.73	15.54	15.95	14.66	13.79		
		Cumulative time (s)	168.32	153.55	138.11	121.90	106.32	91.07	75.67	59.94	44.40	28.45	13.79	3:17.58	
		Speed (m/s)	13.54	12.95	12.34	12.84	13.11	12.99	12.71	12.87	12.54	13.64	14.50	13.16	
		Stride length (m)	5.69	5.59	5.44	5.58	5.66	5.66	5.56	5.60	5.43	5.61	5.90	5.61	
		Stride duration (s)	0.420	0.431	0.441	0.435	0.432	0.436	0.437	0.435	0.433	0.411	0.407	0.427	
		Stride efficiency (%)	50.54	48.77	46.18	48.72	50.07	50.06	48.31	49.08	46.13	49.19	54.39	49.26	
		Stride count	35.17	35.80	36.79	35.82	35.33	35.34	35.97	35.69	36.81	35.65	33.90	463.08	

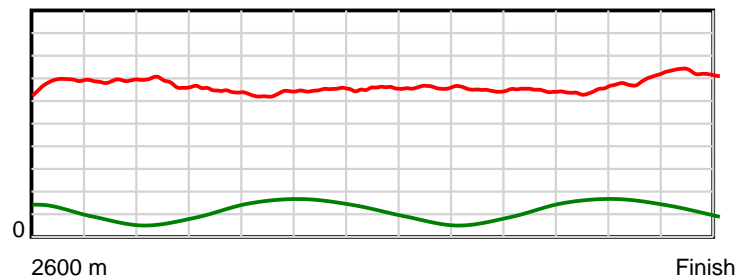
10 m Stride length



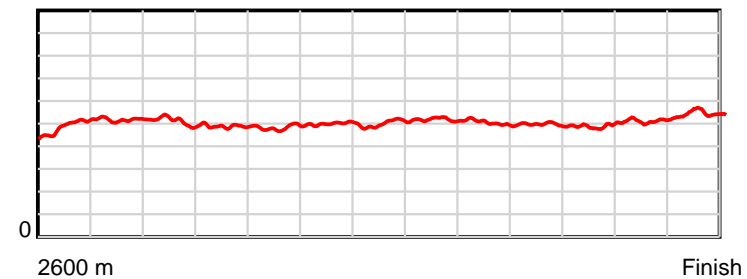
0.6 s Stride duration



20 m/sec Speed



100 % Stride efficiency



Note: Horizontal distance axis grid lines are 200m furlongs.

Disclaimer.

HRNZ and NZMTC and Thoroughbred Ratings Pty Ltd accepts no responsibility for the completeness or accuracy of any of the information contained herein, and makes no representations about its suitability for any particular purpose. Users should make their own judgements about those matters and/or seek independent advice. You assume all risks associated with use of the data provided on this page.



Race Results



February 02, 2018, Race 8, MACCA LODGE-TUAPEKA LODGE-DENARIO BREEDING MOBILE TROT, Distance 2600m, Addington - Survey 3200m

Result	TAB no.	Horse (Barrier)	2600 to	2400m to
3rd	8	The Bloss (8)	2400m	2200m
		Position in running (margin)	-	4(1.7)
		Sectional time (s)	14.08	14.11
		Cumulative time (s)	197.82	183.74
		Speed (m/s)	14.20	14.17
		Stride length (m)	6.11	6.10
		Stride duration (s)	0.430	0.430
		Stride efficiency (%)	58.27	58.10
		Stride count	32.75	32.80

Disclaimer.

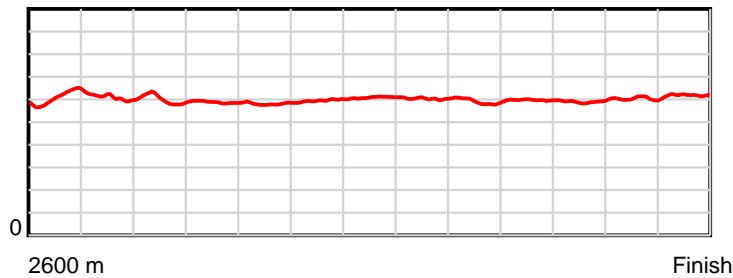
HRNZ and NZMTC and Thoroughbred Ratings Pty Ltd accepts no responsibility for the completeness or accuracy of any of the information contained herein, and makes no representations about its suitability for any particular purpose. Users should make their own judgements about those matters and/or seek independent advice. You assume all risks associated with use of the data provided on this page.

Race Results

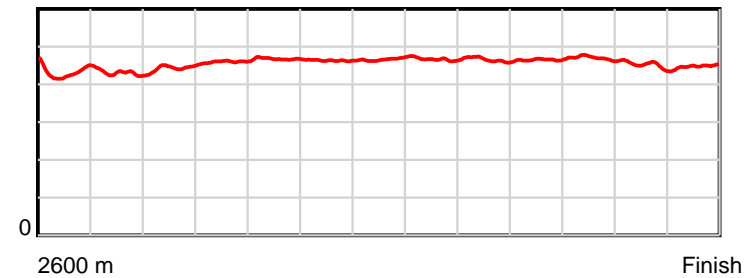
February 02, 2018, Race 8, MACCA LODGE-TUAPEKA LODGE-DENARIO BREEDING MOBILE TROT, Distance 2600m, Addington - Survey 3200m

Result	TAB no.	Horse (Barrier)	2200m to	2000m to	1800m to	1600m to	1400m to	1200m to	1000m to	800m to	600m to	400m to	200m to	Total or	Margin
3rd	8	The Bloss (8)	2000m	1800m	1600m	1400m	1200m	1000m	800m	600m	400m	200m	WP	Average	
		Position in running (margin)	3(3.1)	3(2.2)	2(2.1)	2(1.8)	2(2.4)	3(2.4)	2(2.1)	3(1.8)	3(2.0)	3(1.7)	2(2.8)		3.00
		Sectional time (s)	14.76	15.67	16.21	15.60	15.33	15.39	15.72	15.60	15.98	14.89	14.48		
		Cumulative time (s)	169.63	154.87	139.20	122.99	107.39	92.06	76.67	60.95	45.35	29.37	14.48	3:17.82	
		Speed (m/s)	13.55	12.76	12.34	12.82	13.05	13.00	12.72	12.82	12.52	13.43	13.81	13.14	
		Stride length (m)	6.01	5.87	5.77	5.94	6.09	6.06	5.92	5.96	5.88	6.06	6.19	5.99	
		Stride duration (s)	0.443	0.460	0.468	0.463	0.467	0.467	0.465	0.465	0.470	0.451	0.448	0.456	
		Stride efficiency (%)	56.38	53.81	52.08	55.15	57.90	57.44	54.78	55.56	54.04	57.40	59.87	56.16	
		Stride count	33.30	34.08	34.64	33.66	32.86	32.99	33.78	33.54	34.01	33.00	32.31	433.72	

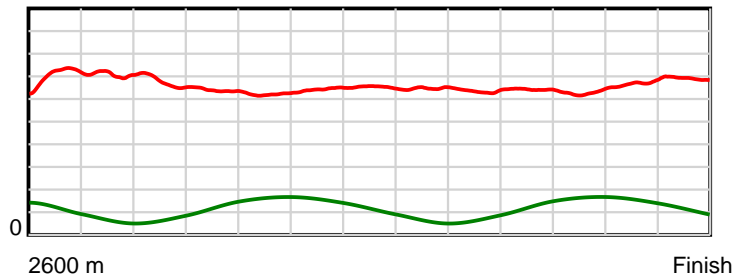
10 m Stride length



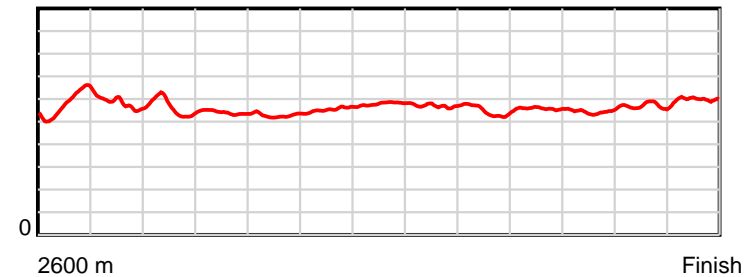
0.6 s Stride duration



20 m/sec Speed



100 % Stride efficiency



Note: Horizontal distance axis grid lines are 200m furlongs.

Disclaimer.

HRNZ and NZMTC and Thoroughbred Ratings Pty Ltd accepts no responsibility for the completeness or accuracy of any of the information contained herein, and makes no representations about its suitability for any particular purpose. Users should make their own judgements about those matters and/or seek independent advice. You assume all risks associated with use of the data provided on this page.



Race Results



February 02, 2018, Race 8, MACCA LODGE-TUAPEKA LODGE-DENARIO BREEDING MOBILE TROT, Distance 2600m, Addington - Survey 3200m

Result	TAB no.	Horse (Barrier)	2600 to	2400m to
4th	16	Tijuana Taxi (0)	2400m	2200m
		Position in running (margin)	-	8(15.1)
		Sectional time (s)	16.33	15.17
		Cumulative time (s)	198.02	181.69
		Speed (m/s)	12.24	13.18
		Stride length (m)	5.74	5.71
		Stride duration (s)	0.428	0.433
		Stride efficiency (%)	51.49	51.01
		Stride count	34.84	35.00

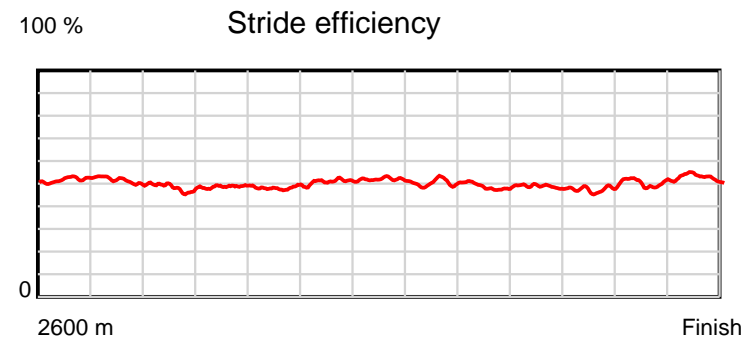
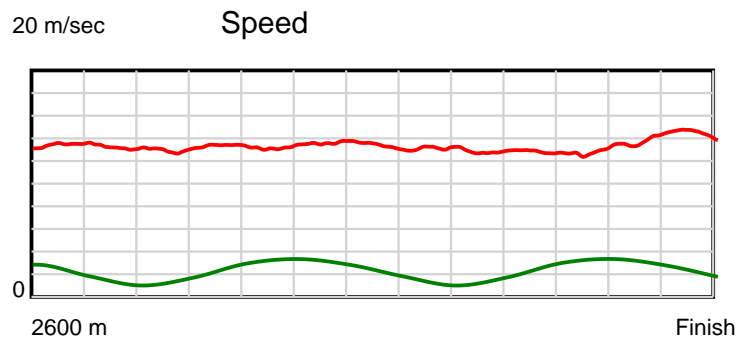
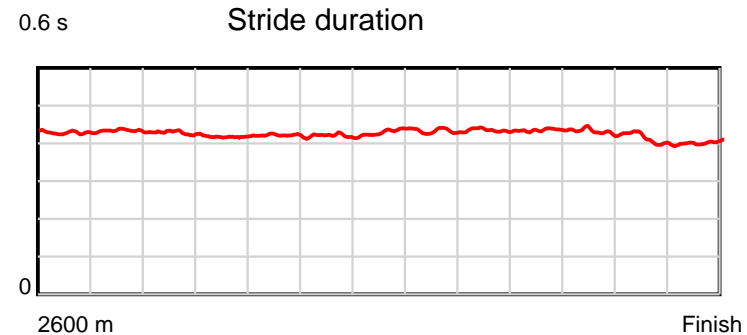
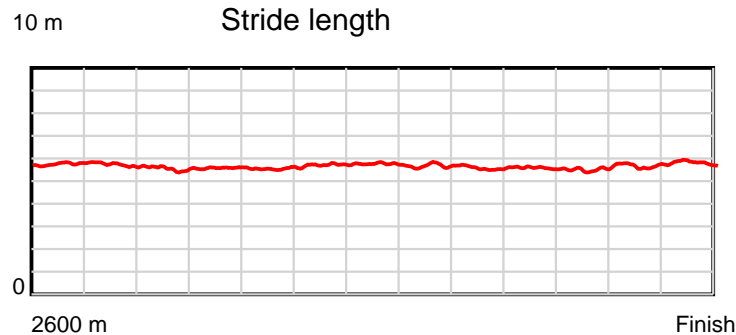
Disclaimer.

HRNZ and NZMTC and Thoroughbred Ratings Pty Ltd accepts no responsibility for the completeness or accuracy of any of the information contained herein, and makes no representations about its suitability for any particular purpose. Users should make their own judgements about those matters and/or seek independent advice. You assume all risks associated with use of the data provided on this page.

Race Results

February 02, 2018, Race 8, MACCA LODGE-TUAPEKA LODGE-DENARIO BREEDING MOBILE TROT, Distance 2600m, Addington - Survey 3200m

Result	TAB no.	Horse (Barrier)	2200m to	2000m to	1800m to	1600m to	1400m to	1200m to	1000m to	800m to	600m to	400m to	200m to	Total or	Margin
4th	16	Tijuana Taxi (0)	2000m	1800m	1600m	1400m	1200m	1000m	800m	600m	400m	200m	WP	Average	
		Position in running (margin)	8(22.8)	8(25.9)	8(21.9)	8(16.2)	8(11.1)	8(8.4)	8(8.3)	8(8.0)	8(8.2)	8(7.6)	6(7.6)		4.10
		Sectional time (s)	15.43	15.02	15.30	14.64	14.89	15.41	15.74	15.58	15.94	14.72	13.85		
		Cumulative time (s)	166.52	151.09	136.07	120.77	106.13	91.24	75.83	60.09	44.51	28.57	13.85	3:18.02	
		Speed (m/s)	12.96	13.32	13.07	13.66	13.43	12.98	12.71	12.84	12.55	13.59	14.44	13.13	
		Stride length (m)	5.55	5.55	5.51	5.74	5.77	5.61	5.52	5.58	5.41	5.59	5.81	5.62	
		Stride duration (s)	0.428	0.417	0.421	0.420	0.429	0.433	0.435	0.435	0.431	0.411	0.402	0.428	
		Stride efficiency (%)	48.20	48.21	47.44	51.53	52.00	49.26	47.65	48.70	45.78	48.82	52.67	49.38	
		Stride count	36.01	36.01	36.30	34.83	34.67	35.62	36.22	35.83	36.95	35.78	34.45	462.51	



Note: Horizontal distance axis grid lines are 200m furlongs.

Disclaimer.

HRNZ and NZMTC and Thoroughbred Ratings Pty Ltd accepts no responsibility for the completeness or accuracy of any of the information contained herein, and makes no representations about its suitability for any particular purpose. Users should make their own judgements about those matters and/or seek independent advice. You assume all risks associated with use of the data provided on this page.



Race Results



February 02, 2018, Race 8, MACCA LODGE-TUAPEKA LODGE-DENARIO BREEDING MOBILE TROT, Distance 2600m, Addington - Survey 3200m

Result	TAB no.	Horse (Barrier)	2600 to	2400m to
5th	7	Star Pride (7)	2400m	2200m
		Position in running (margin)	-	7(6.4)
		Sectional time (s)	14.75	14.69
		Cumulative time (s)	198.91	184.16
		Speed (m/s)	13.56	13.61
		Stride length (m)	5.63	5.81
		Stride duration (s)	0.421	0.427
		Stride efficiency (%)	49.47	52.70
		Stride count	35.55	34.44

Disclaimer.

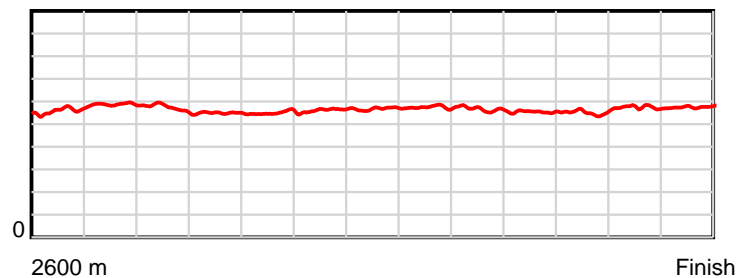
HRNZ and NZMTC and Thoroughbred Ratings Pty Ltd accepts no responsibility for the completeness or accuracy of any of the information contained herein, and makes no representations about its suitability for any particular purpose. Users should make their own judgements about those matters and/or seek independent advice. You assume all risks associated with use of the data provided on this page.

Race Results

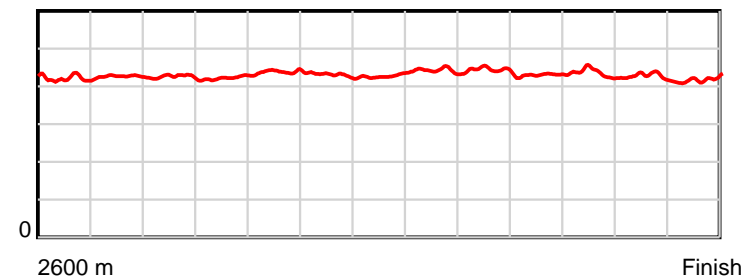
February 02, 2018, Race 8, MACCA LODGE-TUAPEKA LODGE-DENARIO BREEDING MOBILE TROT, Distance 2600m, Addington - Survey 3200m

Result	TAB no.	Horse (Barrier)	2200m to	2000m to	1800m to	1600m to	1400m to	1200m to	1000m to	800m to	600m to	400m to	200m to	Total or	Margin
5th	7	Star Pride (7)	2000m	1800m	1600m	1400m	1200m	1000m	800m	600m	400m	200m	WP	Average	
		Position in running (margin)	7(11.3)	7(11.6)	7(9.4)	7(8.6)	7(7.8)	6(6.1)	7(6.4)	7(6.4)	7(6.5)	7(6.2)	7(8.1)		9.10
		Sectional time (s)	14.97	15.32	16.11	15.36	15.05	15.48	15.79	15.56	15.98	15.05	14.80		
		Cumulative time (s)	169.47	154.50	139.18	123.07	107.71	92.66	77.18	61.39	45.83	29.85	14.80	3:18.91	
		Speed (m/s)	13.36	13.05	12.41	13.02	13.29	12.92	12.67	12.85	12.52	13.29	13.51	13.07	
		Stride length (m)	5.69	5.52	5.44	5.60	5.69	5.71	5.62	5.53	5.45	5.67	5.66	5.61	
		Stride duration (s)	0.425	0.423	0.438	0.431	0.428	0.442	0.444	0.430	0.435	0.427	0.419	0.429	
		Stride efficiency (%)	50.51	47.56	46.21	49.07	50.61	50.93	49.31	47.74	46.39	50.18	50.12	49.24	
		Stride count	35.18	36.25	36.78	35.69	35.14	35.03	35.60	36.19	36.71	35.29	35.31	463.16	

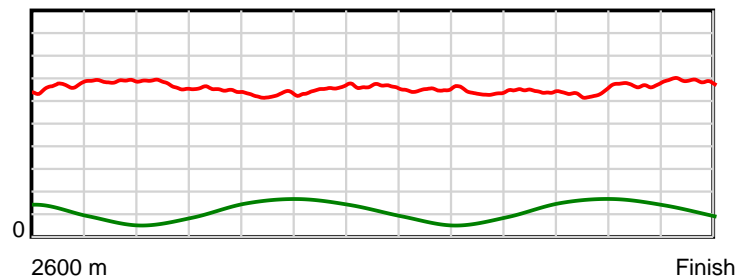
10 m Stride length



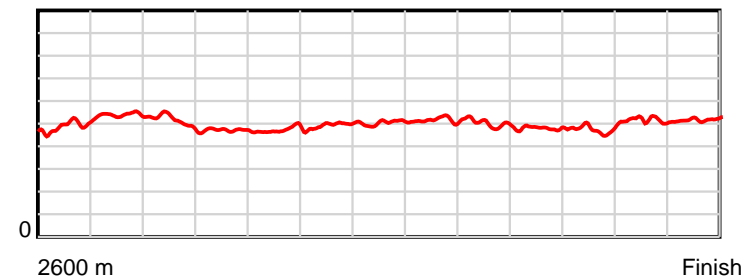
0.6 s Stride duration



20 m/sec Speed



100 % Stride efficiency



Note: Horizontal distance axis grid lines are 200m furlongs.

Disclaimer.

HRNZ and NZMTC and Thoroughbred Ratings Pty Ltd accepts no responsibility for the completeness or accuracy of any of the information contained herein, and makes no representations about its suitability for any particular purpose. Users should make their own judgements about those matters and/or seek independent advice. You assume all risks associated with use of the data provided on this page.



Race Results



February 02, 2018, Race 8, MACCA LODGE-TUAPEKA LODGE-DENARIO BREEDING MOBILE TROT, Distance 2600m, Addington - Survey 3200m

Result	TAB no.	Horse (Barrier)	2600 to	2400m to
6th	6	Castleton Tui (6)	2400m	2200m
		Position in running (margin)	-	3(0.3)
		Sectional time (s)	13.81	14.40
		Cumulative time (s)	199.07	185.26
		Speed (m/s)	14.48	13.89
		Stride length (m)	5.92	5.85
		Stride duration (s)	0.411	0.421
		Stride efficiency (%)	54.82	53.39
		Stride count	33.77	34.22

Disclaimer.

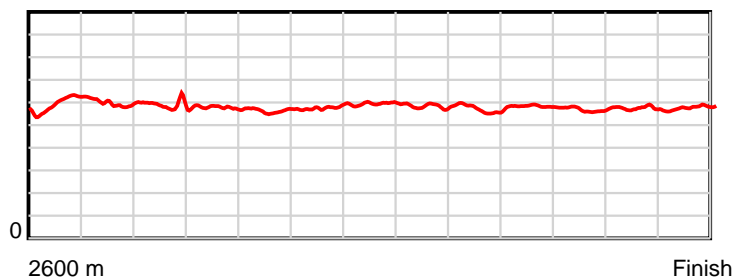
HRNZ and NZMTC and Thoroughbred Ratings Pty Ltd accepts no responsibility for the completeness or accuracy of any of the information contained herein, and makes no representations about its suitability for any particular purpose. Users should make their own judgements about those matters and/or seek independent advice. You assume all risks associated with use of the data provided on this page.

Race Results

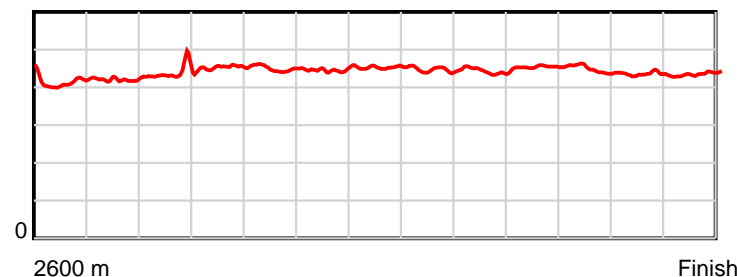
February 02, 2018, Race 8, MACCA LODGE-TUAPEKA LODGE-DENARIO BREEDING MOBILE TROT, Distance 2600m, Addington - Survey 3200m

Result	TAB no.	Horse (Barrier)	2200m to	2000m to	1800m to	1600m to	1400m to	1200m to	1000m to	800m to	600m to	400m to	200m to	Total or	Margin
6th	6	Castleton Tui (6)	2000m	1800m	1600m	1400m	1200m	1000m	800m	600m	400m	200m	WP	Average	
		Position in running (margin)	4(3.4)	4(4.2)	4(4.0)	4(3.9)	5(5.1)	4(4.1)	5(4.1)	4(3.7)	4(3.4)	4(3.5)	5(7.1)		10.00
		Sectional time (s)	15.03	15.66	16.24	15.68	15.17	15.44	15.72	15.50	16.05	15.33	15.04		
		Cumulative time (s)	170.86	155.83	140.17	123.93	108.25	93.08	77.64	61.92	46.42	30.37	15.04	3:19.07	
		Speed (m/s)	13.31	12.77	12.32	12.76	13.18	12.95	12.72	12.90	12.46	13.05	13.30	13.06	
		Stride length (m)	5.80	5.78	5.54	5.69	5.97	5.78	5.65	5.86	5.58	5.67	5.80	5.76	
		Stride duration (s)	0.436	0.453	0.450	0.446	0.452	0.446	0.444	0.454	0.448	0.435	0.436	0.441	
		Stride efficiency (%)	52.65	52.21	47.98	50.65	55.62	52.15	49.83	53.73	48.62	50.26	52.59	51.81	
		Stride count	34.46	34.60	36.10	35.13	33.52	34.62	35.42	34.11	35.86	35.26	34.48	451.55	

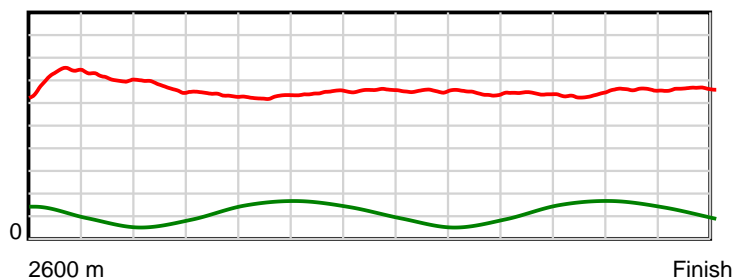
10 m Stride length



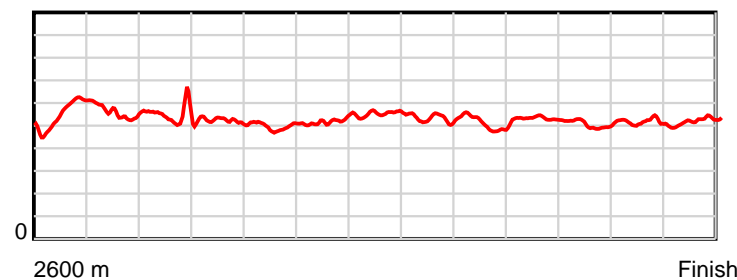
0.6 s Stride duration



20 m/sec Speed



100 % Stride efficiency



Note: Horizontal distance axis grid lines are 200m furlongs.

Disclaimer.

HRNZ and NZMTC and Thoroughbred Ratings Pty Ltd accepts no responsibility for the completeness or accuracy of any of the information contained herein, and makes no representations about its suitability for any particular purpose. Users should make their own judgements about those matters and/or seek independent advice. You assume all risks associated with use of the data provided on this page.



Race Results



February 02, 2018, Race 8, MACCA LODGE-TUAPEKA LODGE-DENARIO BREEDING MOBILE TROT, Distance 2600m, Addington - Survey 3200m

Result	TAB no.	Horse (Barrier)	2600 to	2400m to
7th	10	Tessa's Rocket (10)	2400m	2200m
		Position in running (margin)	-	10(22.1)
		Sectional time (s)	17.41	14.71
		Cumulative time (s)	199.33	181.92
		Speed (m/s)	11.49	13.60
		Stride length (m)	5.53	5.89
		Stride duration (s)	0.428	0.433
		Stride efficiency (%)	47.85	54.14
		Stride count	36.14	33.98

Disclaimer.

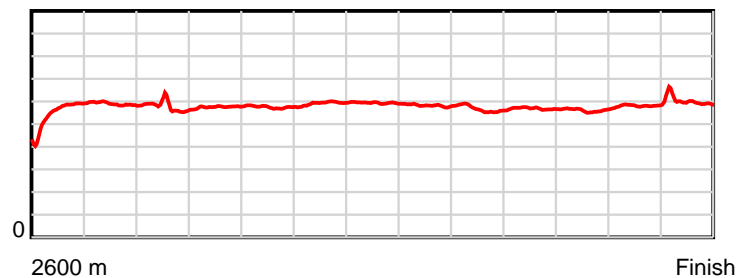
HRNZ and NZMTC and Thoroughbred Ratings Pty Ltd accepts no responsibility for the completeness or accuracy of any of the information contained herein, and makes no representations about its suitability for any particular purpose. Users should make their own judgements about those matters and/or seek independent advice. You assume all risks associated with use of the data provided on this page.

Race Results

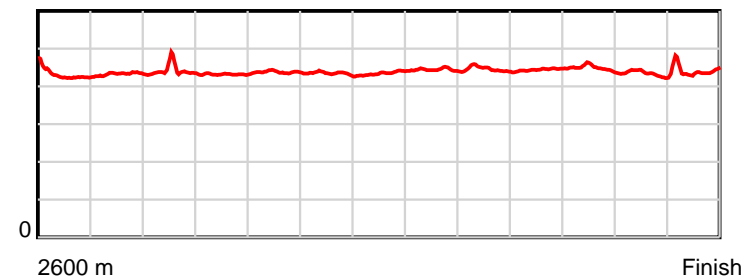
February 02, 2018, Race 8, MACCA LODGE-TUAPEKA LODGE-DENARIO BREEDING MOBILE TROT, Distance 2600m, Addington - Survey 3200m

Result	TAB no.	Horse (Barrier)	2200m to	2000m to	1800m to	1600m to	1400m to	1200m to	1000m to	800m to	600m to	400m to	200m to	Total or	Margin
7th	10	Tessa's Rocket (10)	2000m	1800m	1600m	1400m	1200m	1000m	800m	600m	400m	200m	WP	Average	
		Position in running (margin)	9(27.1)	9(29.2)	9(25.1)	9(19.4)	9(14.3)	9(9.9)	9(8.7)	9(8.5)	9(8.6)	9(8.7)	8(10.1)		11.40
		Sectional time (s)	15.27	15.00	15.30	14.64	14.60	15.24	15.75	15.57	16.04	14.96	14.84		
		Cumulative time (s)	167.21	151.94	136.94	121.64	107.00	92.40	77.16	61.41	45.84	29.80	14.84	3:19.33	
		Speed (m/s)	13.10	13.33	13.07	13.66	13.70	13.12	12.70	12.85	12.47	13.37	13.48	13.04	
		Stride length (m)	5.75	5.75	5.72	5.93	5.96	5.83	5.65	5.71	5.59	5.80	5.94	5.77	
		Stride duration (s)	0.439	0.432	0.438	0.434	0.435	0.444	0.445	0.444	0.448	0.434	0.441	0.442	
		Stride efficiency (%)	51.61	51.74	51.13	54.96	55.45	53.05	49.96	50.90	48.84	52.49	55.18	52.02	
		Stride count	34.80	34.76	34.96	33.72	33.57	34.33	35.37	35.04	35.77	34.51	33.66	450.61	

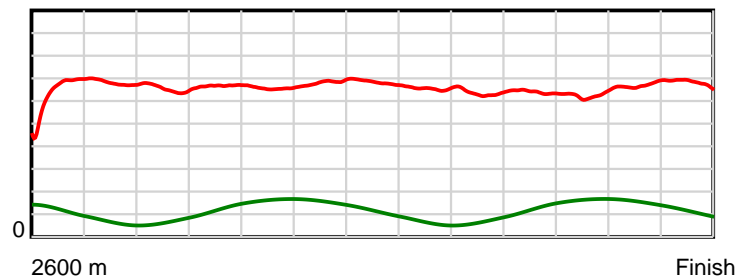
10 m Stride length



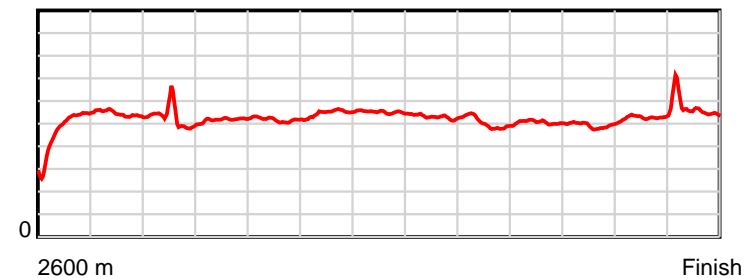
0.6 s Stride duration



20 m/sec Speed



100 % Stride efficiency



Note: Horizontal distance axis grid lines are 200m furlongs.

Disclaimer.

HRNZ and NZMTC and Thoroughbred Ratings Pty Ltd accepts no responsibility for the completeness or accuracy of any of the information contained herein, and makes no representations about its suitability for any particular purpose. Users should make their own judgements about those matters and/or seek independent advice. You assume all risks associated with use of the data provided on this page.



Race Results



February 02, 2018, Race 8, MACCA LODGE-TUAPEKA LODGE-DENARIO BREEDING MOBILE TROT, Distance 2600m, Addington - Survey 3200m

Result	TAB no.	Horse (Barrier)	2600 to	2400m to
8th	9	The Fox (9)	2400m	2200m
		Position in running (margin)	-	1(0.0)
		Sectional time (s)	13.84	14.03
		Cumulative time (s)	200.95	187.11
		Speed (m/s)	14.45	14.26
		Stride length (m)	6.44	6.52
		Stride duration (s)	0.444	0.457
		Stride efficiency (%)	64.81	66.42
		Stride count	31.06	30.68

Disclaimer.

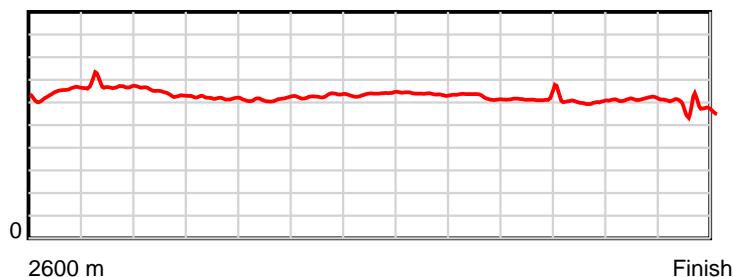
HRNZ and NZMTC and Thoroughbred Ratings Pty Ltd accepts no responsibility for the completeness or accuracy of any of the information contained herein, and makes no representations about its suitability for any particular purpose. Users should make their own judgements about those matters and/or seek independent advice. You assume all risks associated with use of the data provided on this page.

Race Results

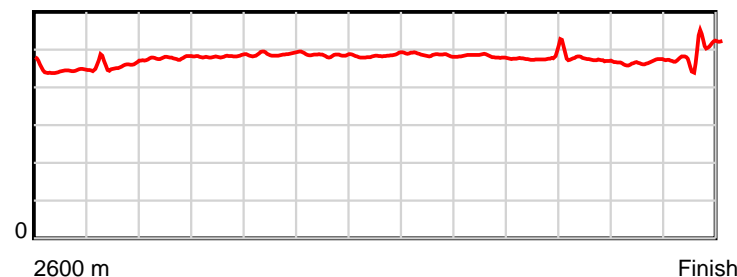
February 02, 2018, Race 8, MACCA LODGE-TUAPEKA LODGE-DENARIO BREEDING MOBILE TROT, Distance 2600m, Addington - Survey 3200m

Result	TAB no.	Horse (Barrier)	2200m to	2000m to	1800m to	1600m to	1400m to	1200m to	1000m to	800m to	600m to	400m to	200m to	Total or	Margin
8th	9	The Fox (9)	2000m	1800m	1600m	1400m	1200m	1000m	800m	600m	400m	200m	WP	Average	
		Position in running (margin)	2(0.9)	2(2.1)	3(2.6)	3(2.2)	3(2.8)	2(2.1)	3(2.3)	2(1.7)	2(1.8)	2(1.5)	3(5.1)		20.50
		Sectional time (s)	15.10	15.77	16.19	15.58	15.23	15.46	15.69	15.58	15.97	15.32	17.19		
		Cumulative time (s)	173.08	157.98	142.21	126.02	110.44	95.21	79.75	64.06	48.48	32.51	17.19	3:20.95	
		Speed (m/s)	13.25	12.68	12.35	12.84	13.13	12.94	12.75	12.84	12.52	13.05	11.63	12.94	
		Stride length (m)	6.34	6.11	6.03	6.23	6.36	6.28	6.15	6.15	5.92	6.09	5.76	6.18	
		Stride duration (s)	0.478	0.482	0.488	0.485	0.484	0.486	0.482	0.479	0.473	0.466	0.495	0.477	
		Stride efficiency (%)	62.72	58.43	56.85	60.58	63.23	61.65	59.02	59.11	54.81	57.89	51.76	59.59	
		Stride count	31.57	32.71	33.16	32.12	31.44	31.84	32.54	32.52	33.77	32.86	34.75	421.02	

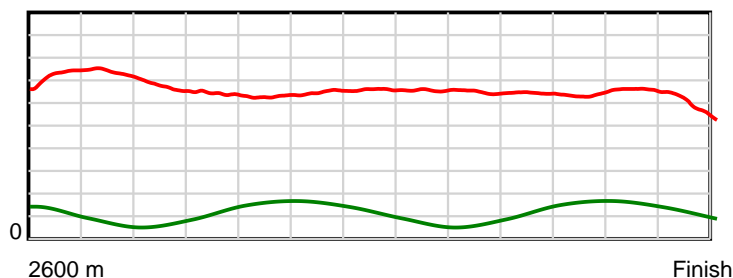
10 m Stride length



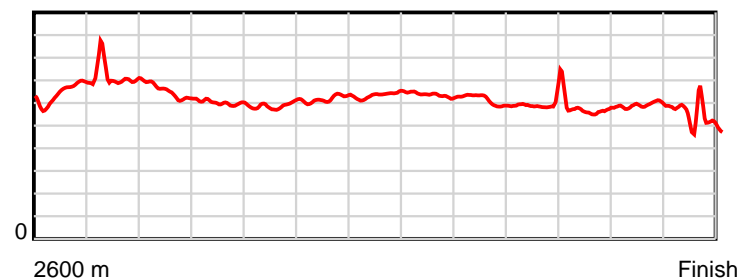
0.6 s Stride duration



20 m/sec Speed



100 % Stride efficiency



Note: Horizontal distance axis grid lines are 200m furlongs.

Disclaimer.

HRNZ and NZMTC and Thoroughbred Ratings Pty Ltd accepts no responsibility for the completeness or accuracy of any of the information contained herein, and makes no representations about its suitability for any particular purpose. Users should make their own judgements about those matters and/or seek independent advice. You assume all risks associated with use of the data provided on this page.



Race Results



February 02, 2018, Race 8, MACCA LODGE-TUAPEKA LODGE-DENARIO BREEDING MOBILE TROT, Distance 2600m, Addington - Survey 3200m

Result	TAB no.	Horse (Barrier)	2600 to	2400m to
9th	4	Shpeedy (4)	2400m	2200m
		Position in running (margin)	-	5(3.3)
		Sectional time (s)	14.40	14.44
		Cumulative time (s)	201.97	187.57
		Speed (m/s)	13.89	13.85
		Stride length (m)	5.73	5.87
		Stride duration (s)	0.411	0.424
		Stride efficiency (%)	51.28	53.87
		Stride count	34.91	34.06

Disclaimer.

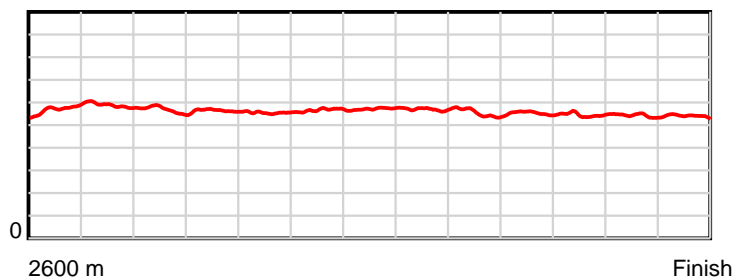
HRNZ and NZMTC and Thoroughbred Ratings Pty Ltd accepts no responsibility for the completeness or accuracy of any of the information contained herein, and makes no representations about its suitability for any particular purpose. Users should make their own judgements about those matters and/or seek independent advice. You assume all risks associated with use of the data provided on this page.

Race Results

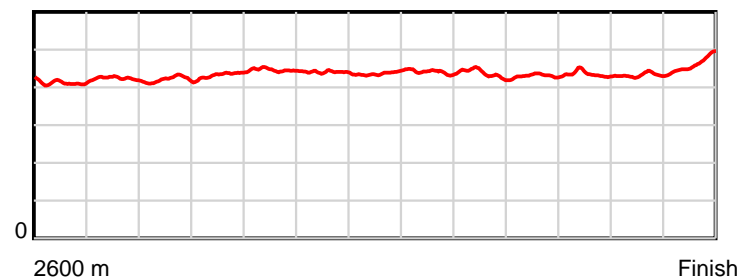
February 02, 2018, Race 8, MACCA LODGE-TUAPEKA LODGE-DENARIO BREEDING MOBILE TROT, Distance 2600m, Addington - Survey 3200m

Result	TAB no.	Horse (Barrier)	2200m to	2000m to	1800m to	1600m to	1400m to	1200m to	1000m to	800m to	600m to	400m to	200m to	Total or	Margin
9th	4	Shpeedy (4)	2000m	1800m	1600m	1400m	1200m	1000m	800m	600m	400m	200m	WP	Average	
		Position in running (margin)	5(6.7)	5(6.3)	5(4.3)	5(3.9)	4(4.2)	5(4.1)	4(4.0)	5(4.2)	5(4.3)	5(4.4)	9(11.7)		26.10
		Sectional time (s)	14.84	15.36	16.19	15.54	15.31	15.43	15.80	15.58	16.04	15.95	17.09		
		Cumulative time (s)	173.13	158.29	142.93	126.74	111.20	95.89	80.46	64.66	49.08	33.04	17.09	3:21.97	
		Speed (m/s)	13.48	13.02	12.35	12.87	13.06	12.96	12.66	12.84	12.47	12.54	11.70	12.87	
		Stride length (m)	5.67	5.63	5.51	5.67	5.71	5.71	5.53	5.52	5.43	5.42	5.42	5.60	
		Stride duration (s)	0.421	0.433	0.446	0.441	0.437	0.441	0.437	0.430	0.435	0.432	0.463	0.435	
		Stride efficiency (%)	50.24	49.59	47.40	50.25	50.92	50.99	47.74	47.63	46.05	45.95	45.89	48.98	
		Stride count	35.27	35.50	36.31	35.27	35.04	35.01	36.19	36.22	36.84	36.88	36.91	464.41	

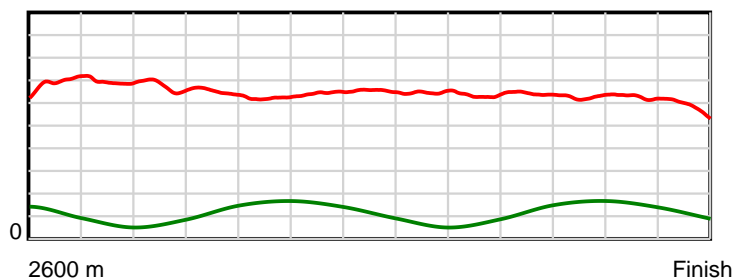
10 m Stride length



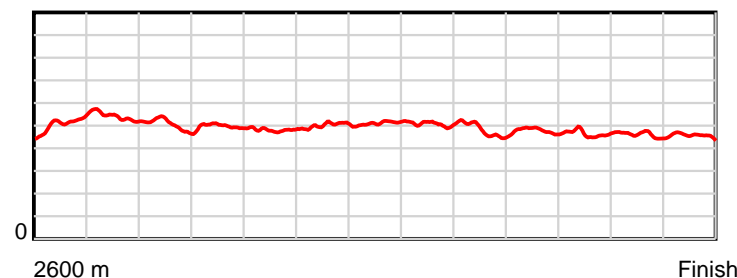
0.6 s Stride duration



20 m/sec Speed



100 % Stride efficiency



Note: Horizontal distance axis grid lines are 200m furlongs.

Disclaimer.

HRNZ and NZMTC and Thoroughbred Ratings Pty Ltd accepts no responsibility for the completeness or accuracy of any of the information contained herein, and makes no representations about its suitability for any particular purpose. Users should make their own judgements about those matters and/or seek independent advice. You assume all risks associated with use of the data provided on this page.



Race Results



February 02, 2018, Race 8, MACCA LODGE-TUAPEKA LODGE-DENARIO BREEDING MOBILE TROT, Distance 2600m, Addington - Survey 3200m

Result	TAB no.	Horse (Barrier)	2600 to	2400m to
10th	11	Stellar Succes... (11)	2400m	2200m
		Position in running (margin)	-	11(29.7)
		Sectional time (s)	18.78	15.07
		Cumulative time (s)	205.05	186.27
		Speed (m/s)	10.65	13.27
		Stride length (m)	5.13	6.18
		Stride duration (s)	0.462	0.466
		Stride efficiency (%)	41.18	59.74
		Stride count	38.96	32.35

Disclaimer.

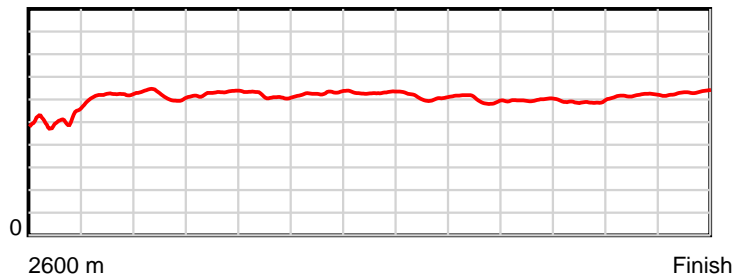
HRNZ and NZMTC and Thoroughbred Ratings Pty Ltd accepts no responsibility for the completeness or accuracy of any of the information contained herein, and makes no representations about its suitability for any particular purpose. Users should make their own judgements about those matters and/or seek independent advice. You assume all risks associated with use of the data provided on this page.

Race Results

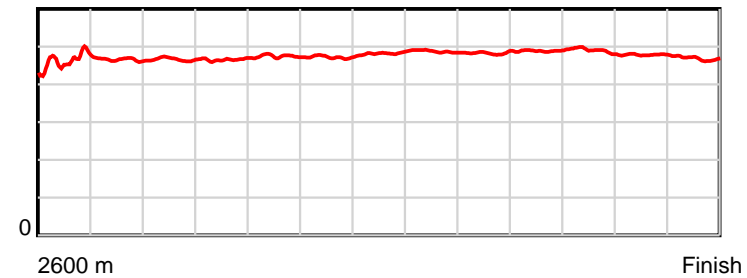
February 02, 2018, Race 8, MACCA LODGE-TUAPEKA LODGE-DENARIO BREEDING MOBILE TROT, Distance 2600m, Addington - Survey 3200m

Result	TAB no.	Horse (Barrier)	2200m to	2000m to	1800m to	1600m to	1400m to	1200m to	1000m to	800m to	600m to	400m to	200m to	Total or	Margin
10th	11	Stellar Succes... (11)	2000m	1800m	1600m	1400m	1200m	1000m	800m	600m	400m	200m	WP	Average	
		Position in running (margin)	10(36.9)	10(37.7)	10(32.9)	10(27.9)	10(25.6)	10(25.9)	10(28.9)	10(30.7)	10(35.9)	10(39.7)	10(44.4)		43.20
		Sectional time (s)	15.05	14.88	15.43	15.09	15.39	15.94	16.07	16.42	16.67	15.52	14.74		
		Cumulative time (s)	171.20	156.15	141.27	125.84	110.75	95.36	79.42	63.35	46.93	30.26	14.74	3:25.05	
		Speed (m/s)	13.29	13.44	12.96	13.25	13.00	12.55	12.45	12.18	12.00	12.89	13.57	12.68	
		Stride length (m)	6.20	6.26	6.15	6.26	6.27	6.11	6.01	5.95	5.88	6.17	6.36	6.05	
		Stride duration (s)	0.466	0.466	0.474	0.472	0.482	0.487	0.483	0.489	0.490	0.478	0.469	0.477	
		Stride efficiency (%)	59.97	61.21	59.06	61.17	61.36	58.41	56.51	55.34	54.00	59.41	63.25	57.28	
		Stride count	32.28	31.96	32.53	31.97	31.92	32.71	33.26	33.61	34.02	32.44	31.44	429.45	

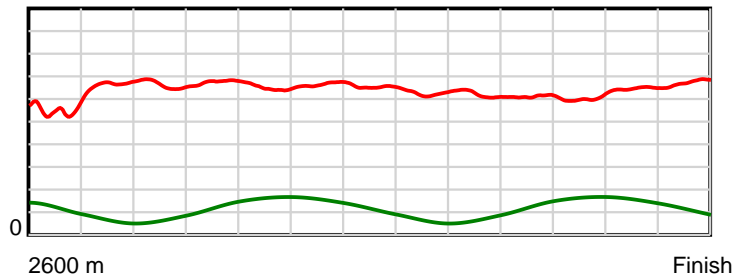
10 m Stride length



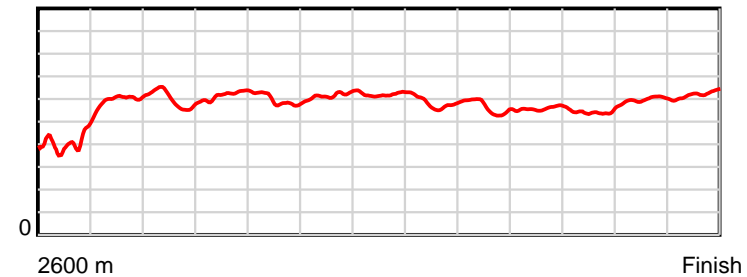
0.6 s Stride duration



20 m/sec Speed



100 % Stride efficiency



Note: Horizontal distance axis grid lines are 200m furlongs.

Disclaimer.

HRNZ and NZMTC and Thoroughbred Ratings Pty Ltd accepts no responsibility for the completeness or accuracy of any of the information contained herein, and makes no representations about its suitability for any particular purpose. Users should make their own judgements about those matters and/or seek independent advice. You assume all risks associated with use of the data provided on this page.



Race Results



February 02, 2018, Race 8, MACCA LODGE-TUAPEKA LODGE-DENARIO BREEDING MOBILE TROT, Distance 2600m, Addington - Survey 3200m

Result	TAB no.	Horse (Barrier)	2600 to	2400m to
11th	12	One Over Da St... (12)	2400m	2200m
		Position in running (margin)	-	12(33.4)
		Sectional time (s)	19.53	16.28
		Cumulative time (s)	205.07	185.54
		Speed (m/s)	10.24	12.29
		Stride length (m)	4.72	5.60
		Stride duration (s)	0.431	0.456
		Stride efficiency (%)	34.86	49.00
		Stride count	42.34	35.72

Disclaimer.

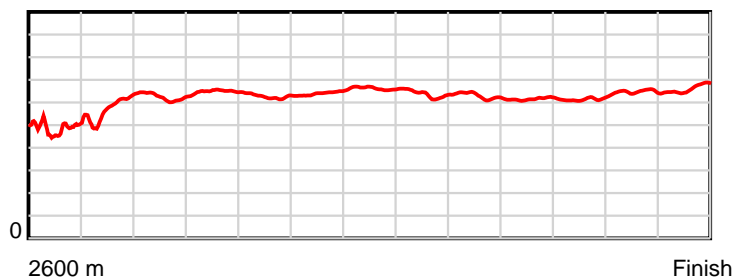
HRNZ and NZMTC and Thoroughbred Ratings Pty Ltd accepts no responsibility for the completeness or accuracy of any of the information contained herein, and makes no representations about its suitability for any particular purpose. Users should make their own judgements about those matters and/or seek independent advice. You assume all risks associated with use of the data provided on this page.

Race Results

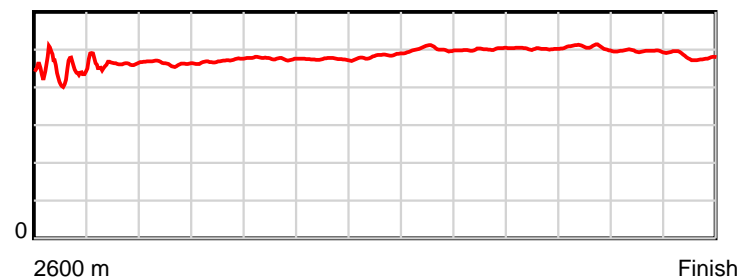
February 02, 2018, Race 8, MACCA LODGE-TUAPEKA LODGE-DENARIO BREEDING MOBILE TROT, Distance 2600m, Addington - Survey 3200m

Result	TAB no.	Horse (Barrier)	2200m to	2000m to	1800m to	1600m to	1400m to	1200m to	1000m to	800m to	600m to	400m to	200m to	Total or	Margin
11th	12	One Over Da St... (12)	2000m	1800m	1600m	1400m	1200m	1000m	800m	600m	400m	200m	WP	Average	
		Position in running (margin)	11(47.8)	11(47.5)	11(40.8)	11(35.8)	11(32.2)	11(28.3)	11(30.3)	11(32.8)	11(37.9)	11(41.9)	11(46.2)		43.30
		Sectional time (s)	14.86	14.57	15.42	14.89	14.68	15.77	16.19	16.42	16.68	15.45	14.33		
		Cumulative time (s)	169.26	154.40	139.83	124.41	109.52	94.84	79.07	62.88	46.46	29.78	14.33	3:25.07	
		Speed (m/s)	13.46	13.73	12.97	13.43	13.62	12.68	12.35	12.18	11.99	12.94	13.96	12.68	
		Stride length (m)	6.25	6.46	6.18	6.38	6.60	6.36	6.19	6.12	6.07	6.43	6.71	6.11	
		Stride duration (s)	0.464	0.470	0.476	0.475	0.484	0.501	0.501	0.502	0.506	0.496	0.481	0.482	
		Stride efficiency (%)	60.95	65.14	59.63	63.52	67.98	63.20	59.87	58.52	57.49	64.52	70.44	58.36	
		Stride count	32.02	30.98	32.38	31.37	30.32	31.45	32.31	32.68	32.97	31.13	29.79	425.46	

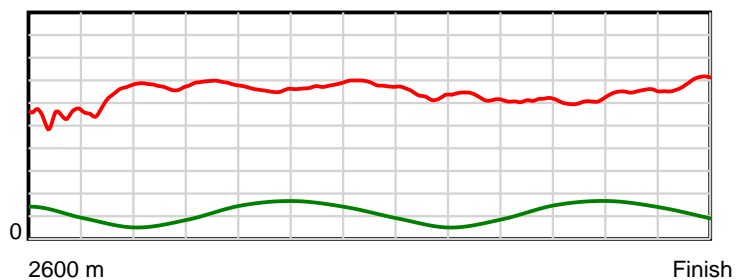
10 m Stride length



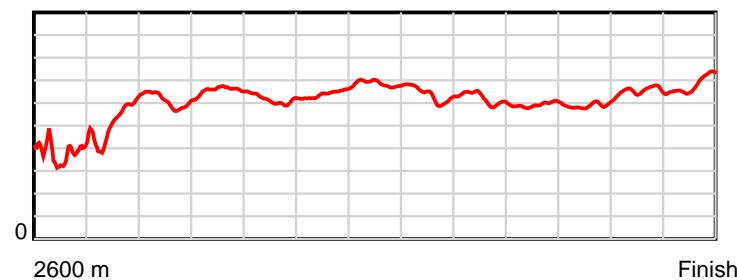
0.6 s Stride duration



20 m/sec Speed



100 % Stride efficiency



Note: Horizontal distance axis grid lines are 200m furlongs.

Disclaimer.

HRNZ and NZMTC and Thoroughbred Ratings Pty Ltd accepts no responsibility for the completeness or accuracy of any of the information contained herein, and makes no representations about its suitability for any particular purpose. Users should make their own judgements about those matters and/or seek independent advice. You assume all risks associated with use of the data provided on this page.



Race Results



February 02, 2018, Race 8, MACCA LODGE-TUAPEKA LODGE-DENARIO BREEDING MOBILE TROT, Distance 2600m, Addington - Survey 3200m

Result	TAB no.	Horse (Barrier)	2600 to	2400m to
12th	3	Michelle (3)	2400m	2200m
		Position in running (margin)	-	9(21.9)
		Sectional time (s)	17.37	23.57
		Cumulative time (s)	211.60	194.23
		Speed (m/s)	11.51	8.49
		Stride length (m)	5.32	4.31
		Stride duration (s)	0.455	0.508
		Stride efficiency (%)	44.22	29.06
		Stride count	37.60	46.38

Disclaimer.

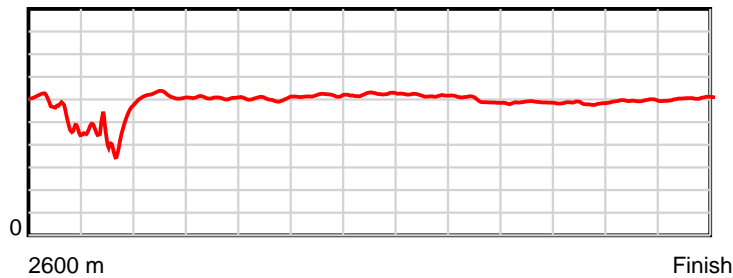
HRNZ and NZMTC and Thoroughbred Ratings Pty Ltd accepts no responsibility for the completeness or accuracy of any of the information contained herein, and makes no representations about its suitability for any particular purpose. Users should make their own judgements about those matters and/or seek independent advice. You assume all risks associated with use of the data provided on this page.

Race Results

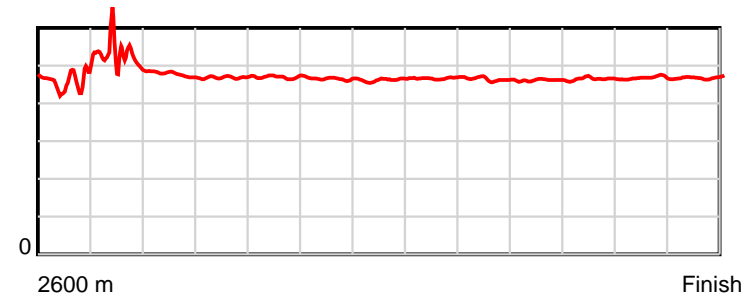
February 02, 2018, Race 8, MACCA LODGE-TUAPEKA LODGE-DENARIO BREEDING MOBILE TROT, Distance 2600m, Addington - Survey 3200m

Result	TAB no.	Horse (Barrier)	2200m to	2000m to	1800m to	1600m to	1400m to	1200m to	1000m to	800m to	600m to	400m to	200m to	Total or	Margin
12th	3	Michelle (3)	2000m	1800m	1600m	1400m	1200m	1000m	800m	600m	400m	200m	WP	Average	
		Position in running (margin)	12(80.1)	12(84.6)	12(83.3)	12(80.2)	12(77.8)	12(74.6)	12(72.9)	12(72.1)	12(72.7)	12(73.3)	12(79.8)		79.60
		Sectional time (s)	15.66	15.47	15.74	15.08	14.81	15.15	15.65	15.66	16.12	15.80	15.52		
		Cumulative time (s)	170.66	155.00	139.53	123.79	108.71	93.90	78.75	63.10	47.44	31.32	15.52	3:31.60	
		Speed (m/s)	12.77	12.93	12.71	13.26	13.50	13.20	12.78	12.77	12.41	12.66	12.89	12.29	
		Stride length (m)	6.07	6.07	5.96	6.16	6.25	6.16	5.92	5.89	5.78	5.92	6.04	5.78	
		Stride duration (s)	0.475	0.469	0.469	0.465	0.462	0.467	0.463	0.461	0.466	0.468	0.469	0.471	
		Stride efficiency (%)	57.61	57.57	55.52	59.32	60.96	59.30	54.74	54.21	52.15	54.73	57.00	52.25	
		Stride count	32.94	32.95	33.55	32.46	32.02	32.47	33.79	33.96	34.62	33.79	33.11	449.64	

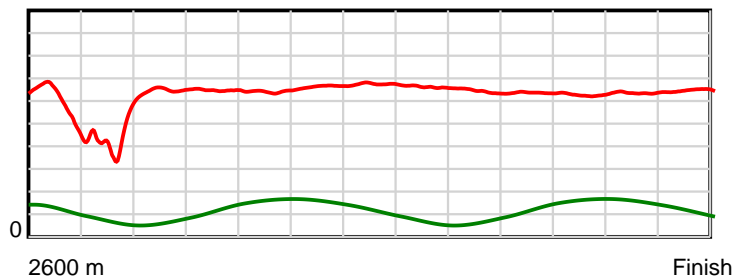
10 m Stride length



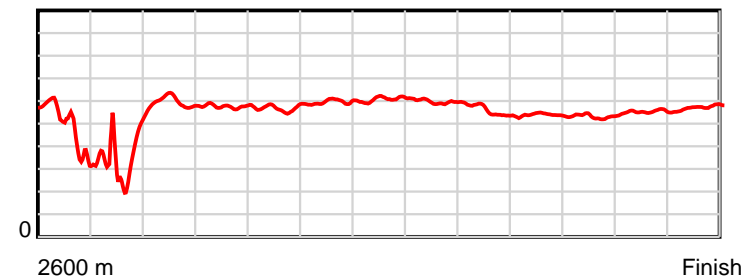
0.6 s Stride duration



20 m/sec Speed



100 % Stride efficiency



Note: Horizontal distance axis grid lines are 200m furlongs.

Disclaimer.

HRNZ and NZMTC and Thoroughbred Ratings Pty Ltd accepts no responsibility for the completeness or accuracy of any of the information contained herein, and makes no representations about its suitability for any particular purpose. Users should make their own judgements about those matters and/or seek independent advice. You assume all risks associated with use of the data provided on this page.



Race Results



February 02, 2018, Race 8, MACCA LODGE-TUAPEKA LODGE-DENARIO BREEDING MOBILE TROT, Distance 2600m, Addington - Survey 3200m

Result	TAB no.	Horse (Barrier)	2600 to	2400m to
13th	2	Crusher Collin... (2)	2400m	2200m
		Position in running (margin)	-	13(91.7)
		Sectional time (s)	29.02	19.49
		Cumulative time (s)	222.79	193.77
		Speed (m/s)	6.89	10.26
		Stride length (m)	4.02	4.91
		Stride duration (s)	0.519	0.478
		Stride efficiency (%)	25.26	37.66
		Stride count	49.74	40.74

Disclaimer.

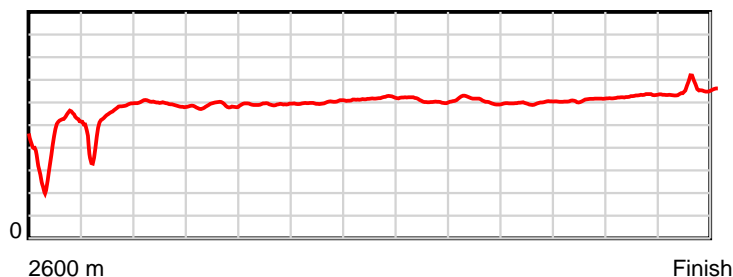
HRNZ and NZMTC and Thoroughbred Ratings Pty Ltd accepts no responsibility for the completeness or accuracy of any of the information contained herein, and makes no representations about its suitability for any particular purpose. Users should make their own judgements about those matters and/or seek independent advice. You assume all risks associated with use of the data provided on this page.

Race Results

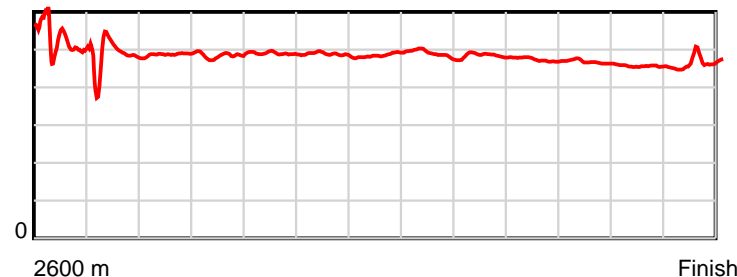
February 02, 2018, Race 8, MACCA LODGE-TUAPEKA LODGE-DENARIO BREEDING MOBILE TROT, Distance 2600m, Addington - Survey 3200m

Result	TAB no.	Horse (Barrier)	2200m to	2000m to	1800m to	1600m to	1400m to	1200m to	1000m to	800m to	600m to	400m to	200m to	Total or	Margin
13th	2	Crusher Collin... (2)	2000m	1800m	1600m	1400m	1200m	1000m	800m	600m	400m	200m	WP	Average	
		Position in running (margin)	13(125.3)	13(135.9)	13(140.7)	13(144.7)	13(150.0)	13(152.1)	13(156.0)	13(158.6)	13(159.4)	13(155.8)	13(154.0)		141.80
		Sectional time (s)	16.67	16.48	16.92	16.38	15.69	16.08	16.22	15.69	15.41	14.43	14.31		
		Cumulative time (s)	174.28	157.61	141.13	124.21	107.83	92.14	76.06	59.84	44.15	28.74	14.31	3:42.79	
		Speed (m/s)	12.00	12.14	11.82	12.21	12.75	12.44	12.33	12.75	12.98	13.86	13.98	11.67	
		Stride length (m)	5.86	5.87	5.79	5.95	6.21	6.06	5.98	6.02	6.05	6.31	6.48	5.72	
		Stride duration (s)	0.489	0.484	0.490	0.487	0.487	0.487	0.485	0.473	0.466	0.455	0.464	0.490	
		Stride efficiency (%)	53.67	53.82	52.35	55.31	60.18	57.40	55.86	56.71	57.13	62.25	65.71	51.17	
		Stride count	34.13	34.08	34.55	33.62	32.23	33.00	33.45	33.20	33.08	31.69	30.84	454.35	

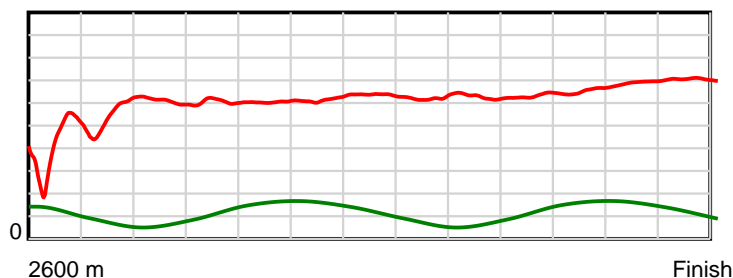
10 m Stride length



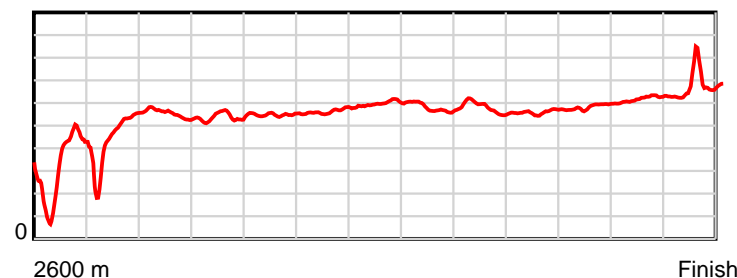
0.6 s Stride duration



20 m/sec Speed



100 % Stride efficiency



Note: Horizontal distance axis grid lines are 200m furlongs.

Disclaimer.

HRNZ and NZMTC and Thoroughbred Ratings Pty Ltd accepts no responsibility for the completeness or accuracy of any of the information contained herein, and makes no representations about its suitability for any particular purpose. Users should make their own judgements about those matters and/or seek independent advice. You assume all risks associated with use of the data provided on this page.