



Race Results

NZ Metropolitan Trotting Club Inc, HRNZ, March 02, 2018

Compilation date: March 2, 2018, 7:48:42 PM (NZDT)

Copyright © 2018 HRNZ and NZMTC. All rights reserved.

Trademarks.

StrideMASTER is a registered trademark of Thoroughbred Ratings Pty Ltd.

Disclaimer.

HRNZ and NZMTC and Thoroughbred Ratings Pty Ltd accepts no responsibility for the completeness or accuracy of any of the information contained herein, and makes no representations about its suitability for any particular purpose. Users should make their own judgements about those matters and/or seek independent advice. You assume all risks associated with use of the data provided on this page.



Race Results



March 02, 2018, Race 4, KIWI INGENUITY MOBILE PACE, Distance 2600m, Addington - Survey 3200m

Result	TAB no.	Horse (Barrier)	2600 to	2400m to
1st	5	Franco Noah (5)	2400m	2200m
		Position in running (margin)	-	1(0.0)
		Sectional time (s)	13.32	14.41
		Cumulative time (s)	197.25	183.93
		Speed (m/s)	15.02	13.88
		Stride length (m)	6.30	6.38
		Stride duration (s)	0.422	0.459
		Stride efficiency (%)	62.01	63.51
		Stride count	31.75	31.37

Disclaimer.

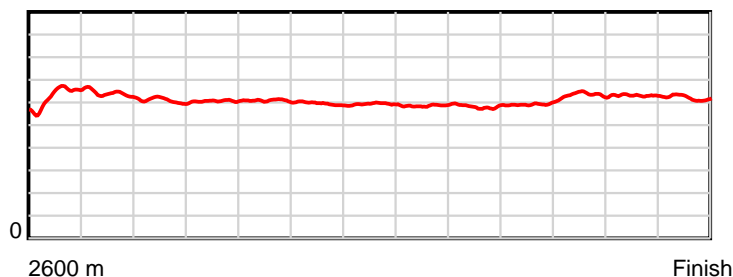
HRNZ and NZMTC and Thoroughbred Ratings Pty Ltd accepts no responsibility for the completeness or accuracy of any of the information contained herein, and makes no representations about its suitability for any particular purpose. Users should make their own judgements about those matters and/or seek independent advice. You assume all risks associated with use of the data provided on this page.

Race Results

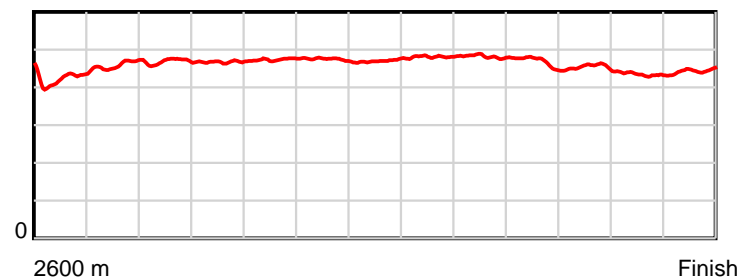
March 02, 2018, Race 4, KIWI INGENUITY MOBILE PACE, Distance 2600m, Addington - Survey 3200m

Result	TAB no.	Horse (Barrier)	2200m to	2000m to	1800m to	1600m to	1400m to	1200m to	1000m to	800m to	600m to	400m to	200m to	Total or	Margin
1st	5	Franco Noah (5)	2000m	1800m	1600m	1400m	1200m	1000m	800m	600m	400m	200m	WP	Average	
		Position in running (margin)	1(0.0)	1(0.0)	1(0.0)	1(0.0)	1(0.0)	1(0.0)	1(0.0)	1(0.0)	1(0.0)	1(0.0)	1(0.0)		0.00
		Sectional time (s)	15.42	15.39	15.61	15.85	15.80	16.38	16.62	15.76	14.38	13.85	14.46		
		Cumulative time (s)	169.52	154.10	138.71	123.10	107.25	91.45	75.07	58.45	42.69	28.31	14.46	3:17.25	
		Speed (m/s)	12.97	13.00	12.81	12.62	12.66	12.21	12.03	12.69	13.91	14.44	13.83	13.18	
		Stride length (m)	6.08	6.07	6.07	5.99	5.95	5.87	5.80	5.94	6.31	6.27	6.15	6.08	
		Stride duration (s)	0.468	0.467	0.474	0.475	0.470	0.481	0.482	0.468	0.454	0.434	0.444	0.462	
		Stride efficiency (%)	57.69	57.65	57.56	56.02	55.40	53.87	52.53	55.04	62.19	61.51	59.02	57.86	
		Stride count	32.92	32.93	32.95	33.40	33.59	34.06	34.50	33.70	31.70	31.88	32.54	427.29	

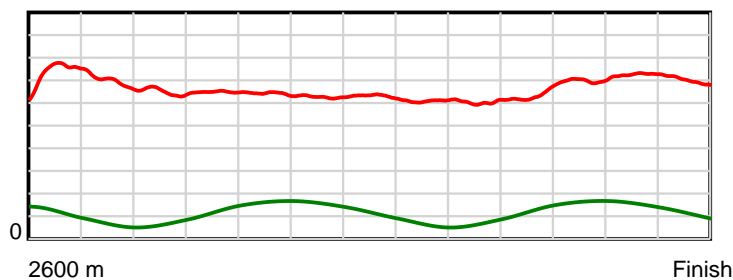
10 m Stride length



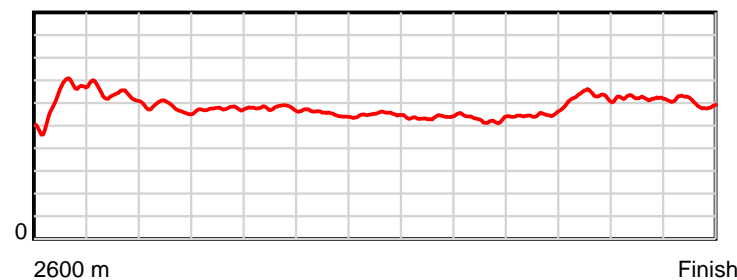
0.6 s Stride duration



20 m/sec Speed



100 % Stride efficiency



Note: Horizontal distance axis grid lines are 200m furlongs.

Disclaimer.

HRNZ and NZMTC and Thoroughbred Ratings Pty Ltd accepts no responsibility for the completeness or accuracy of any of the information contained herein, and makes no representations about its suitability for any particular purpose. Users should make their own judgements about those matters and/or seek independent advice. You assume all risks associated with use of the data provided on this page.



Race Results



March 02, 2018, Race 4, KIWI INGENUITY MOBILE PACE, Distance 2600m, Addington - Survey 3200m

Result	TAB no.	Horse (Barrier)	2600 to	2400m to
2nd	4	Chain Reaction (4)	2400m	2200m
		Position in running (margin)	-	4(4.0)
		Sectional time (s)	14.25	14.50
		Cumulative time (s)	197.43	183.18
		Speed (m/s)	14.04	13.79
		Stride length (m)	6.19	6.23
		Stride duration (s)	0.436	0.452
		Stride efficiency (%)	59.93	60.71
		Stride count	32.29	32.09

Disclaimer.

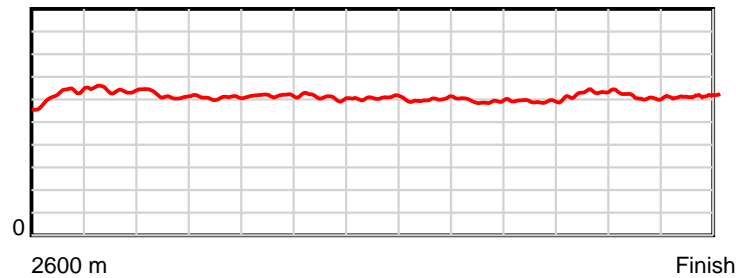
HRNZ and NZMTC and Thoroughbred Ratings Pty Ltd accepts no responsibility for the completeness or accuracy of any of the information contained herein, and makes no representations about its suitability for any particular purpose. Users should make their own judgements about those matters and/or seek independent advice. You assume all risks associated with use of the data provided on this page.

Race Results

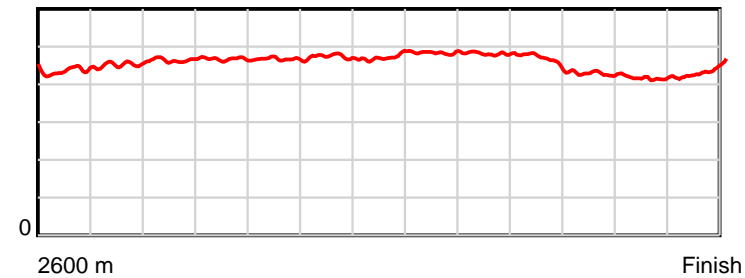
March 02, 2018, Race 4, KIWI INGENUITY MOBILE PACE, Distance 2600m, Addington - Survey 3200m

Result	TAB no.	Horse (Barrier)	2200m to	2000m to	1800m to	1600m to	1400m to	1200m to	1000m to	800m to	600m to	400m to	200m to	Total or	Margin
2nd	4	Chain Reaction (4)	2000m	1800m	1600m	1400m	1200m	1000m	800m	600m	400m	200m	WP	Average	
		Position in running (margin)	4(4.6)	4(4.9)	4(5.1)	4(4.0)	4(4.1)	4(3.5)	4(3.5)	4(3.5)	5(3.2)	2(0.8)	2(1.8)		1.00
		Sectional time (s)	15.47	15.43	15.42	15.87	15.70	16.38	16.62	15.70	14.00	14.01	14.08		
		Cumulative time (s)	168.68	153.21	137.78	122.36	106.49	90.79	74.41	57.79	42.09	28.09	14.08	3:17.43	
		Speed (m/s)	12.93	12.96	12.97	12.60	12.74	12.21	12.03	12.74	14.29	14.28	14.20	13.17	
		Stride length (m)	6.01	6.05	6.05	5.97	6.04	5.90	5.79	5.91	6.12	5.93	6.22	6.03	
		Stride duration (s)	0.465	0.467	0.467	0.474	0.474	0.483	0.481	0.464	0.428	0.416	0.438	0.458	
		Stride efficiency (%)	56.40	57.26	57.27	55.68	56.92	54.40	52.42	54.60	58.48	55.04	60.52	56.82	
		Stride count	33.29	33.04	33.04	33.51	33.14	33.90	34.53	33.83	32.69	33.70	32.14	431.19	

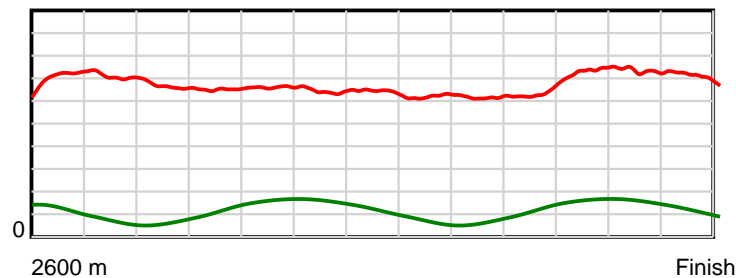
10 m Stride length



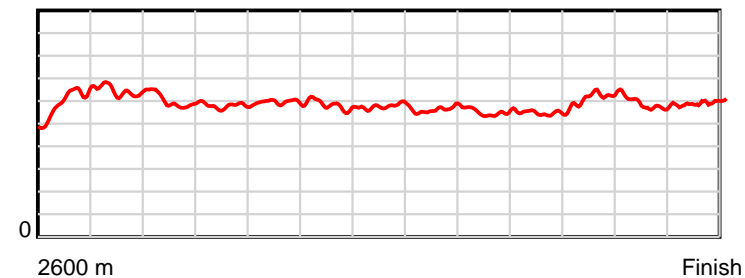
0.6 s Stride duration



20 m/sec Speed



100 % Stride efficiency



Note: Horizontal distance axis grid lines are 200m furlongs.

Disclaimer.

HRNZ and NZMTC and Thoroughbred Ratings Pty Ltd accepts no responsibility for the completeness or accuracy of any of the information contained herein, and makes no representations about its suitability for any particular purpose. Users should make their own judgements about those matters and/or seek independent advice. You assume all risks associated with use of the data provided on this page.



Race Results



March 02, 2018, Race 4, KIWI INGENUITY MOBILE PACE, Distance 2600m, Addington - Survey 3200m

Result	TAB no.	Horse (Barrier)	2600 to	2400m to
3rd	2	Tom Me Gun (2)	2400m	2200m
		Position in running (margin)	-	3(1.7)
		Sectional time (s)	13.69	14.50
		Cumulative time (s)	197.62	183.93
		Speed (m/s)	14.61	13.79
		Stride length (m)	6.17	6.21
		Stride duration (s)	0.420	0.450
		Stride efficiency (%)	59.51	60.29
		Stride count	32.41	32.20

Disclaimer.

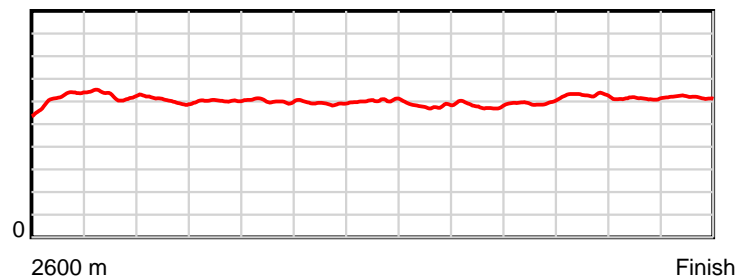
HRNZ and NZMTC and Thoroughbred Ratings Pty Ltd accepts no responsibility for the completeness or accuracy of any of the information contained herein, and makes no representations about its suitability for any particular purpose. Users should make their own judgements about those matters and/or seek independent advice. You assume all risks associated with use of the data provided on this page.

Race Results

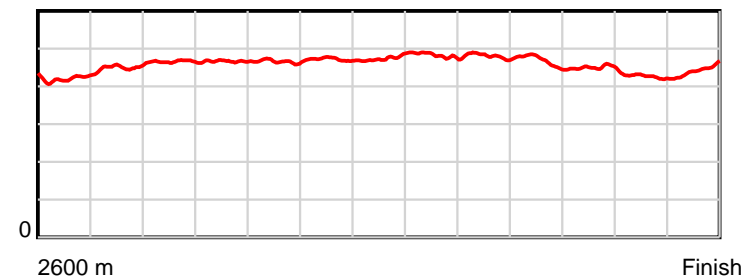
March 02, 2018, Race 4, KIWI INGENUITY MOBILE PACE, Distance 2600m, Addington - Survey 3200m

Result	TAB no.	Horse (Barrier)	2200m to	2000m to	1800m to	1600m to	1400m to	1200m to	1000m to	800m to	600m to	400m to	200m to	Total or	Margin
3rd	2	Tom Me Gun (2)	2000m	1800m	1600m	1400m	1200m	1000m	800m	600m	400m	200m	WP	Average	
		Position in running (margin)	3(2.2)	2(2.2)	2(2.5)	3(1.7)	3(2.5)	3(1.9)	3(2.7)	3(1.9)	3(1.7)	4(1.6)	3(2.2)		2.00
		Sectional time (s)	15.41	15.44	15.48	15.98	15.70	16.49	16.50	15.72	14.37	13.95	14.39		
		Cumulative time (s)	169.43	154.02	138.58	123.10	107.12	91.42	74.93	58.43	42.71	28.34	14.39	3:17.62	
		Speed (m/s)	12.98	12.95	12.92	12.52	12.74	12.13	12.12	12.72	13.92	14.34	13.90	13.16	
		Stride length (m)	6.04	6.04	6.01	5.91	6.04	5.84	5.82	5.95	6.26	6.11	6.16	6.04	
		Stride duration (s)	0.466	0.466	0.466	0.472	0.474	0.482	0.481	0.468	0.450	0.426	0.444	0.459	
		Stride efficiency (%)	57.08	57.02	56.51	54.54	57.05	53.38	53.02	55.38	61.31	58.35	59.39	57.06	
		Stride count	33.09	33.11	33.26	33.85	33.10	34.22	34.34	33.60	31.93	32.73	32.44	430.28	

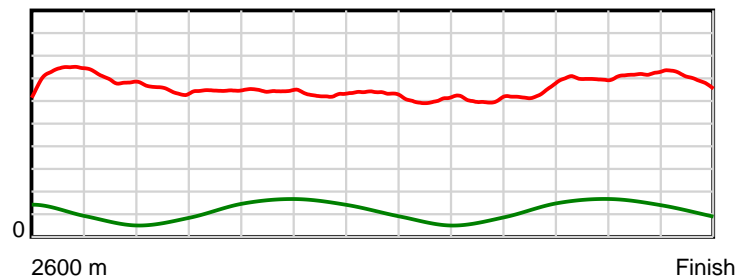
10 m Stride length



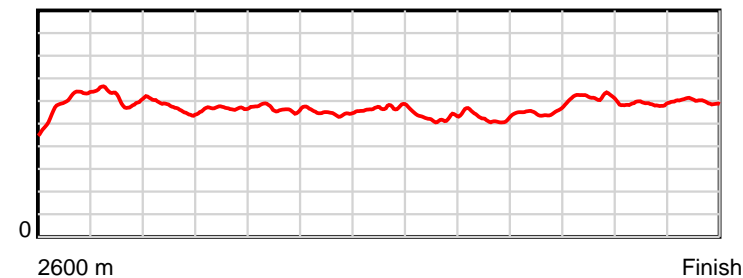
0.6 s Stride duration



20 m/sec Speed



100 % Stride efficiency



Note: Horizontal distance axis grid lines are 200m furlongs.

Disclaimer.

HRNZ and NZMTC and Thoroughbred Ratings Pty Ltd accepts no responsibility for the completeness or accuracy of any of the information contained herein, and makes no representations about its suitability for any particular purpose. Users should make their own judgements about those matters and/or seek independent advice. You assume all risks associated with use of the data provided on this page.



Race Results



March 02, 2018, Race 4, KIWI INGENUITY MOBILE PACE, Distance 2600m, Addington - Survey 3200m

Result	TAB no.	Horse (Barrier)	2600 to	2400m to
4th	7	Apocalypse (7)	2400m	2200m
		Position in running (margin)	-	2(1.6)
		Sectional time (s)	13.66	14.49
		Cumulative time (s)	197.67	184.01
		Speed (m/s)	14.64	13.80
		Stride length (m)	6.45	6.41
		Stride duration (s)	0.439	0.465
		Stride efficiency (%)	64.93	64.30
		Stride count	31.03	31.18

Disclaimer.

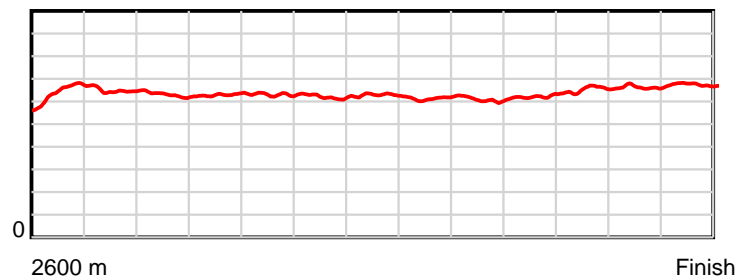
HRNZ and NZMTC and Thoroughbred Ratings Pty Ltd accepts no responsibility for the completeness or accuracy of any of the information contained herein, and makes no representations about its suitability for any particular purpose. Users should make their own judgements about those matters and/or seek independent advice. You assume all risks associated with use of the data provided on this page.

Race Results

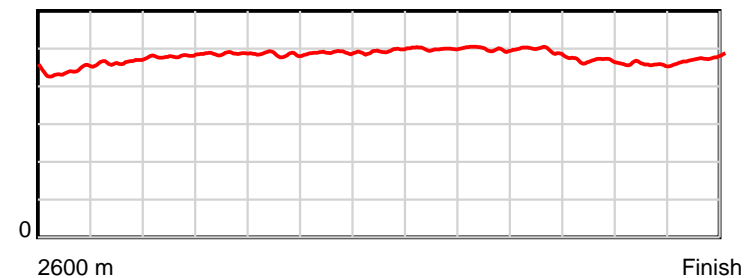
March 02, 2018, Race 4, KIWI INGENUITY MOBILE PACE, Distance 2600m, Addington - Survey 3200m

Result	TAB no.	Horse (Barrier)	2200m to	2000m to	1800m to	1600m to	1400m to	1200m to	1000m to	800m to	600m to	400m to	200m to	Total or	Margin
4th	7	Apocalypse (7)	2000m	1800m	1600m	1400m	1200m	1000m	800m	600m	400m	200m	WP	Average	
		Position in running (margin)	2(2.0)	3(2.6)	3(2.7)	2(1.6)	2(1.7)	2(1.1)	2(1.5)	2(1.2)	4(2.0)	5(2.6)	5(3.8)		2.30
		Sectional time (s)	15.52	15.40	15.42	15.87	15.70	16.44	16.58	15.88	14.49	14.05	14.17		
		Cumulative time (s)	169.52	154.00	138.60	123.18	107.31	91.61	75.17	58.59	42.71	28.22	14.17	3:17.67	
		Speed (m/s)	12.89	12.99	12.97	12.60	12.74	12.17	12.06	12.59	13.80	14.23	14.11	13.15	
		Stride length (m)	6.19	6.32	6.28	6.17	6.29	6.07	6.02	6.22	6.46	6.52	6.70	6.31	
		Stride duration (s)	0.480	0.487	0.485	0.490	0.494	0.499	0.499	0.494	0.468	0.458	0.475	0.480	
		Stride efficiency (%)	59.89	62.42	61.72	59.58	61.84	57.66	56.56	60.54	65.14	66.48	70.24	62.26	
		Stride count	32.31	31.64	31.82	32.39	31.79	32.92	33.24	32.13	30.98	30.66	29.83	411.92	

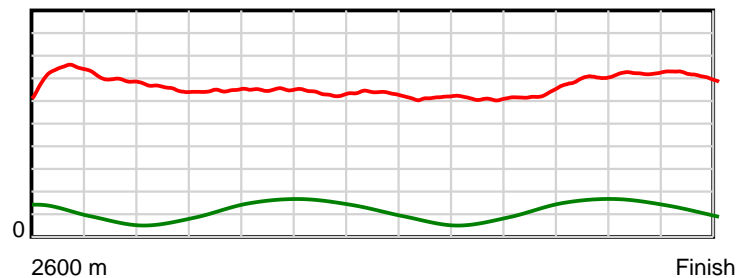
10 m Stride length



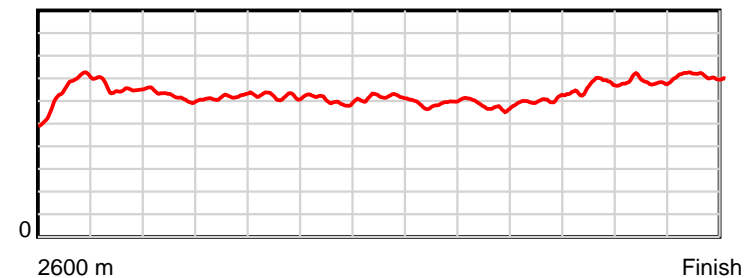
0.6 s Stride duration



20 m/sec Speed



100 % Stride efficiency



Note: Horizontal distance axis grid lines are 200m furlongs.

Disclaimer.

HRNZ and NZMTC and Thoroughbred Ratings Pty Ltd accepts no responsibility for the completeness or accuracy of any of the information contained herein, and makes no representations about its suitability for any particular purpose. Users should make their own judgements about those matters and/or seek independent advice. You assume all risks associated with use of the data provided on this page.



Race Results



March 02, 2018, Race 4, KIWI INGENUITY MOBILE PACE, Distance 2600m, Addington - Survey 3200m

Result	TAB no.	Horse (Barrier)	2600 to	2400m to
5th	8	Court On The E... (8)	2400m	2200m
		Position in running (margin)	-	6(6.7)
		Sectional time (s)	14.54	14.59
		Cumulative time (s)	197.80	183.26
		Speed (m/s)	13.76	13.71
		Stride length (m)	5.94	5.93
		Stride duration (s)	0.429	0.433
		Stride efficiency (%)	55.09	55.00
		Stride count	33.69	33.71

Disclaimer.

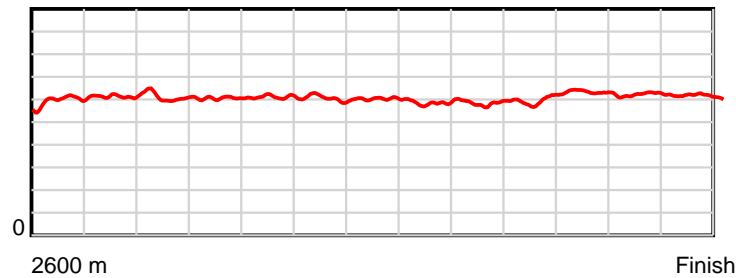
HRNZ and NZMTC and Thoroughbred Ratings Pty Ltd accepts no responsibility for the completeness or accuracy of any of the information contained herein, and makes no representations about its suitability for any particular purpose. Users should make their own judgements about those matters and/or seek independent advice. You assume all risks associated with use of the data provided on this page.

Race Results

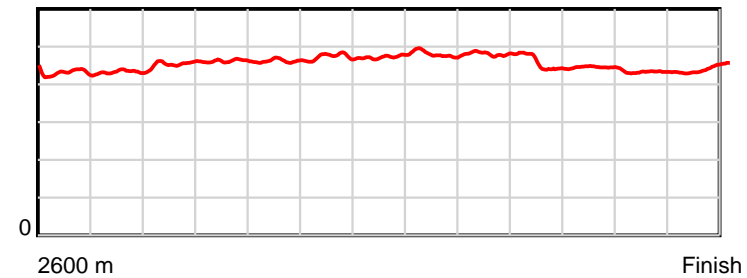
March 02, 2018, Race 4, KIWI INGENUITY MOBILE PACE, Distance 2600m, Addington - Survey 3200m

Result	TAB no.	Horse (Barrier)	2200m to	2000m to	1800m to	1600m to	1400m to	1200m to	1000m to	800m to	600m to	400m to	200m to	Total or	Margin
5th	8	Court On The E... (8)	2000m	1800m	1600m	1400m	1200m	1000m	800m	600m	400m	200m	WP	Average	
		Position in running (margin)	6(7.8)	6(7.3)	6(6.8)	7(7.2)	7(6.8)	6(5.7)	8(7.7)	6(6.2)	2(0.6)	3(1.0)	4(2.8)		3.10
		Sectional time (s)	15.33	15.30	15.68	15.79	15.61	16.71	16.38	14.81	14.45	14.15	14.46		
		Cumulative time (s)	168.67	153.34	138.04	122.36	106.57	90.96	74.25	57.87	43.06	28.61	14.46	3:17.80	
		Speed (m/s)	13.05	13.07	12.76	12.67	12.81	11.97	12.21	13.50	13.84	14.13	13.83	13.14	
		Stride length (m)	5.94	6.04	5.89	6.00	6.08	5.74	5.87	6.09	6.14	6.11	6.13	5.99	
		Stride duration (s)	0.455	0.462	0.462	0.474	0.475	0.479	0.481	0.451	0.443	0.433	0.443	0.456	
		Stride efficiency (%)	55.06	56.93	54.29	56.28	57.82	51.49	53.93	58.01	58.84	58.37	58.66	56.08	
		Stride count	33.69	33.13	33.93	33.33	32.88	34.84	34.04	32.83	32.59	32.72	32.64	434.02	

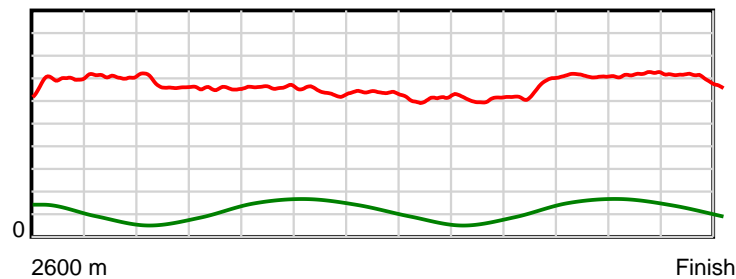
10 m Stride length



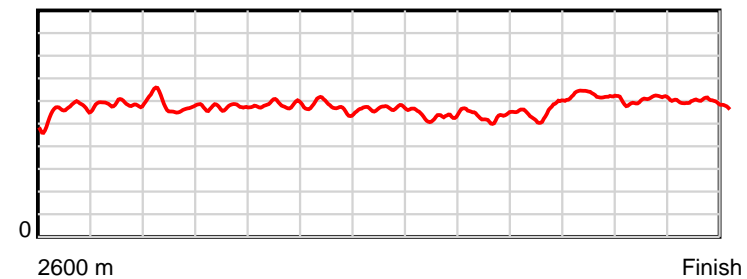
0.6 s Stride duration



20 m/sec Speed



100 % Stride efficiency



Note: Horizontal distance axis grid lines are 200m furlongs.

Disclaimer.

HRNZ and NZMTC and Thoroughbred Ratings Pty Ltd accepts no responsibility for the completeness or accuracy of any of the information contained herein, and makes no representations about its suitability for any particular purpose. Users should make their own judgements about those matters and/or seek independent advice. You assume all risks associated with use of the data provided on this page.



Race Results



March 02, 2018, Race 4, KIWI INGENUITY MOBILE PACE, Distance 2600m, Addington - Survey 3200m

Result	TAB no.	Horse (Barrier)	2600 to	2400m to
6th	6	Katies Nightma... (6)	2400m	2200m
		Position in running (margin)	-	8(9.4)
		Sectional time (s)	15.03	14.74
		Cumulative time (s)	197.99	182.96
		Speed (m/s)	13.31	13.57
		Stride length (m)	5.99	6.33
		Stride duration (s)	0.449	0.466
		Stride efficiency (%)	56.06	62.63
		Stride count	33.39	31.59

Disclaimer.

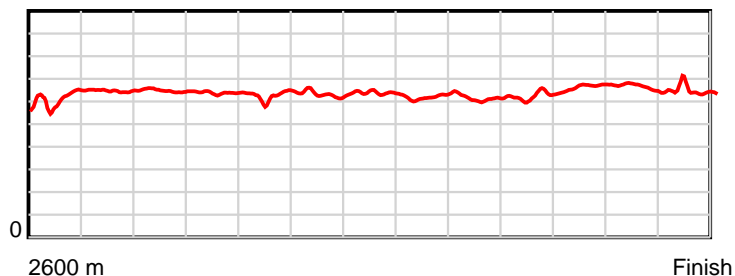
HRNZ and NZMTC and Thoroughbred Ratings Pty Ltd accepts no responsibility for the completeness or accuracy of any of the information contained herein, and makes no representations about its suitability for any particular purpose. Users should make their own judgements about those matters and/or seek independent advice. You assume all risks associated with use of the data provided on this page.

Race Results

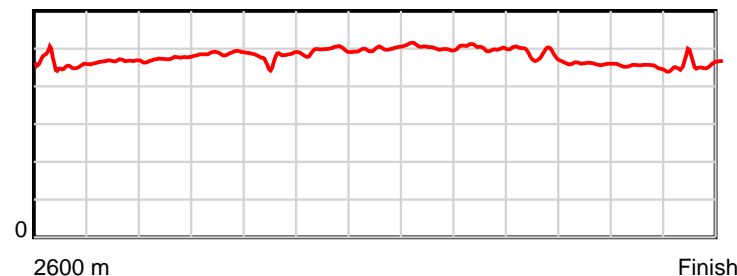
March 02, 2018, Race 4, KIWI INGENUITY MOBILE PACE, Distance 2600m, Addington - Survey 3200m

Result	TAB no.	Horse (Barrier)	2200m to	2000m to	1800m to	1600m to	1400m to	1200m to	1000m to	800m to	600m to	400m to	200m to	Total or	Margin
6th	6	Katies Nightma... (6)	2000m	1800m	1600m	1400m	1200m	1000m	800m	600m	400m	200m	WP	Average	
		Position in running (margin)	8(11.4)	8(8.9)	8(8.8)	8(8.0)	8(7.7)	8(7.1)	7(7.5)	8(7.2)	9(5.1)	6(3.6)	6(4.6)		4.10
		Sectional time (s)	14.99	15.38	15.46	15.81	15.70	16.44	16.58	15.41	14.14	14.00	14.31		
		Cumulative time (s)	168.22	153.23	137.85	122.39	106.58	90.88	74.44	57.86	42.45	28.31	14.31	3:17.99	
		Speed (m/s)	13.34	13.00	12.94	12.65	12.74	12.17	12.06	12.98	14.14	14.29	13.98	13.13	
		Stride length (m)	6.33	6.35	6.17	6.27	6.38	6.12	6.06	6.27	6.50	6.44	6.43	6.28	
		Stride duration (s)	0.475	0.488	0.477	0.495	0.501	0.503	0.502	0.483	0.460	0.451	0.460	0.478	
		Stride efficiency (%)	62.62	62.91	59.52	61.41	63.59	58.57	57.31	61.40	66.07	64.78	64.54	61.54	
		Stride count	31.59	31.52	32.41	31.90	31.35	32.67	33.03	31.91	30.76	31.06	31.12	414.30	

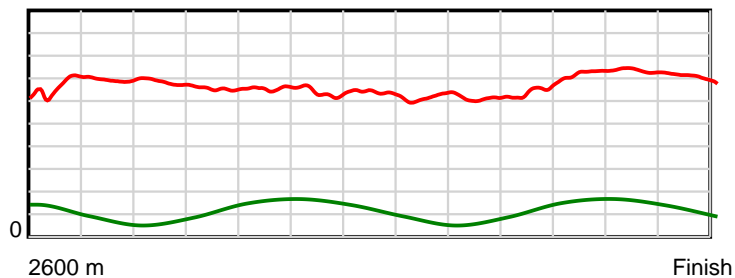
10 m Stride length



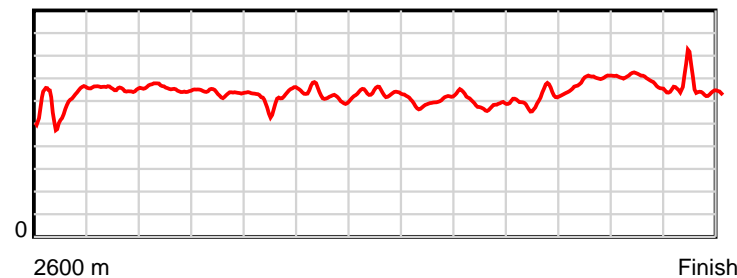
0.6 s Stride duration



20 m/sec Speed



100 % Stride efficiency



Note: Horizontal distance axis grid lines are 200m furlongs.

Disclaimer.

HRNZ and NZMTC and Thoroughbred Ratings Pty Ltd accepts no responsibility for the completeness or accuracy of any of the information contained herein, and makes no representations about its suitability for any particular purpose. Users should make their own judgements about those matters and/or seek independent advice. You assume all risks associated with use of the data provided on this page.



Race Results



March 02, 2018, Race 4, KIWI INGENUITY MOBILE PACE, Distance 2600m, Addington - Survey 3200m

Result	TAB no.	Horse (Barrier)	2600 to	2400m to
7th	1	Immortal Chang... (1)	2400m	2200m
		Position in running (margin)	-	9(11.2)
		Sectional time (s)	15.32	14.78
		Cumulative time (s)	198.29	182.97
		Speed (m/s)	13.06	13.53
		Stride length (m)	5.99	6.58
		Stride duration (s)	0.454	0.486
		Stride efficiency (%)	56.08	67.73
		Stride count	33.38	30.38

Disclaimer.

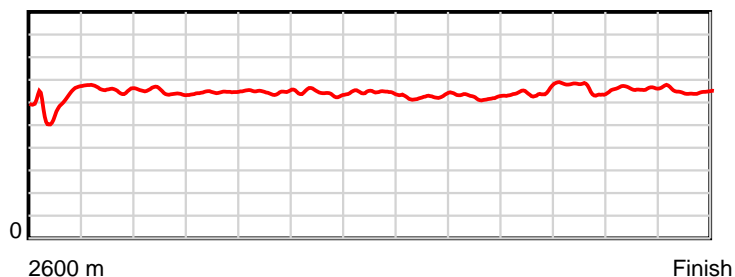
HRNZ and NZMTC and Thoroughbred Ratings Pty Ltd accepts no responsibility for the completeness or accuracy of any of the information contained herein, and makes no representations about its suitability for any particular purpose. Users should make their own judgements about those matters and/or seek independent advice. You assume all risks associated with use of the data provided on this page.

Race Results

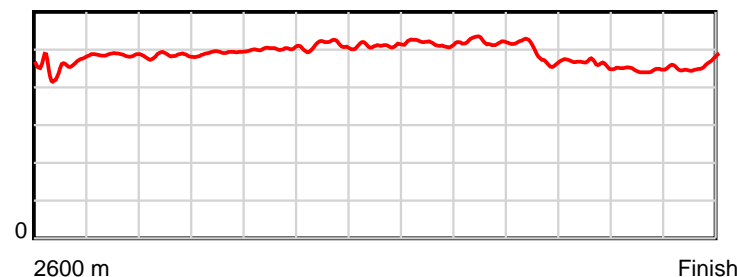
March 02, 2018, Race 4, KIWI INGENUITY MOBILE PACE, Distance 2600m, Addington - Survey 3200m

Result	TAB no.	Horse (Barrier)	2200m to	2000m to	1800m to	1600m to	1400m to	1200m to	1000m to	800m to	600m to	400m to	200m to	Total or	Margin
7th	1	Immortal Chang... (1)	2000m	1800m	1600m	1400m	1200m	1000m	800m	600m	400m	200m	WP	Average	
		Position in running (margin)	9(13.4)	9(11.0)	9(9.7)	9(8.8)	9(8.3)	9(7.9)	9(8.6)	9(8.7)	8(5.1)	10(6.7)	7(6.4)		5.80
		Sectional time (s)	15.01	15.18	15.46	15.77	15.74	16.48	16.64	15.15	14.66	13.79	14.31		
		Cumulative time (s)	168.19	153.18	138.00	122.54	106.77	91.03	74.55	57.91	42.76	28.10	14.31	3:18.29	
		Speed (m/s)	13.32	13.18	12.94	12.68	12.71	12.14	12.02	13.20	13.64	14.50	13.98	13.11	
		Stride length (m)	6.45	6.48	6.51	6.48	6.49	6.28	6.25	6.48	6.32	6.49	6.45	6.40	
		Stride duration (s)	0.484	0.492	0.503	0.511	0.511	0.518	0.520	0.491	0.463	0.448	0.461	0.488	
		Stride efficiency (%)	64.96	65.70	66.20	65.54	65.91	61.64	61.06	65.68	62.33	65.87	64.95	64.02	
		Stride count	31.02	30.84	30.73	30.88	30.80	31.84	32.00	30.85	31.67	30.80	31.02	406.21	

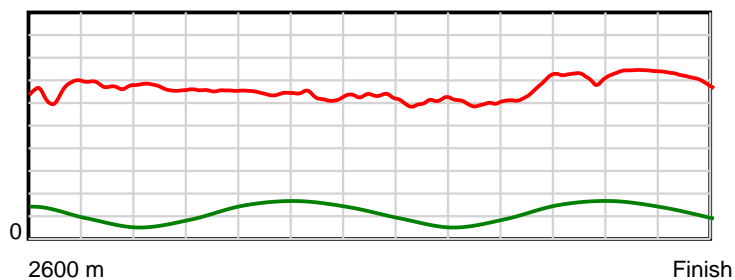
10 m Stride length



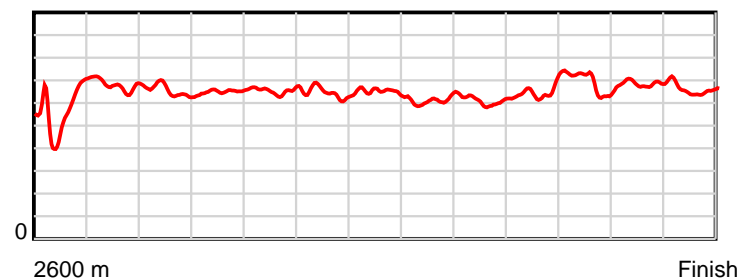
0.6 s Stride duration



20 m/sec Speed



100 % Stride efficiency



Note: Horizontal distance axis grid lines are 200m furlongs.

Disclaimer.

HRNZ and NZMTC and Thoroughbred Ratings Pty Ltd accepts no responsibility for the completeness or accuracy of any of the information contained herein, and makes no representations about its suitability for any particular purpose. Users should make their own judgements about those matters and/or seek independent advice. You assume all risks associated with use of the data provided on this page.



Race Results



March 02, 2018, Race 4, KIWI INGENUITY MOBILE PACE, Distance 2600m, Addington - Survey 3200m

Result	TAB no.	Horse (Barrier)	2600 to	2400m to
8th	11	Pete's Dash (0)	2400m	2200m
		Position in running (margin)	-	7(8.2)
		Sectional time (s)	14.67	14.72
		Cumulative time (s)	198.63	183.96
		Speed (m/s)	13.63	13.59
		Stride length (m)	6.30	6.35
		Stride duration (s)	0.452	0.467
		Stride efficiency (%)	61.97	62.93
		Stride count	31.76	31.52

Disclaimer.

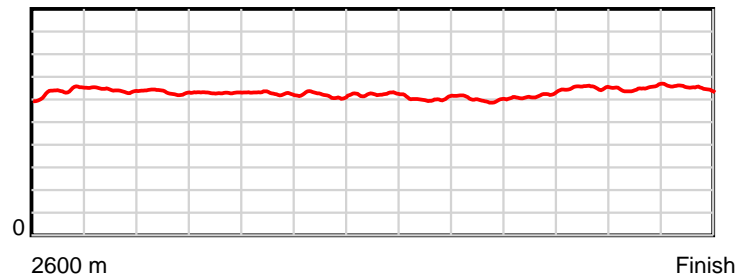
HRNZ and NZMTC and Thoroughbred Ratings Pty Ltd accepts no responsibility for the completeness or accuracy of any of the information contained herein, and makes no representations about its suitability for any particular purpose. Users should make their own judgements about those matters and/or seek independent advice. You assume all risks associated with use of the data provided on this page.

Race Results

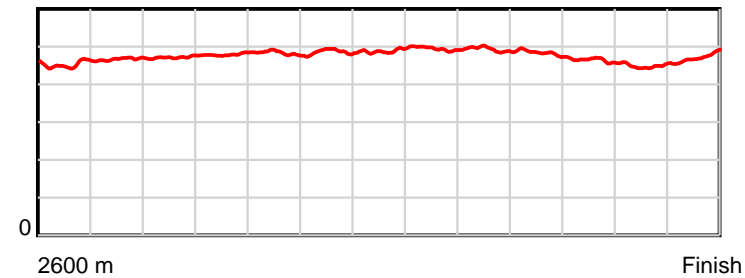
March 02, 2018, Race 4, KIWI INGENUITY MOBILE PACE, Distance 2600m, Addington - Survey 3200m

Result	TAB no.	Horse (Barrier)	2200m to	2000m to	1800m to	1600m to	1400m to	1200m to	1000m to	800m to	600m to	400m to	200m to	Total or	Margin
8th	11	Pete's Dash (0)	2000m	1800m	1600m	1400m	1200m	1000m	800m	600m	400m	200m	WP	Average	
		Position in running (margin)	7(10.0)	7(8.1)	7(7.2)	6(6.9)	6(6.5)	7(6.1)	6(6.7)	7(6.4)	10(6.2)	9(6.6)	9(7.1)		7.70
		Sectional time (s)	15.10	15.24	15.56	15.78	15.73	16.48	16.58	15.72	14.44	13.94	14.67		
		Cumulative time (s)	169.24	154.14	138.90	123.34	107.56	91.83	75.35	58.77	43.05	28.61	14.67	3:18.63	
		Speed (m/s)	13.25	13.12	12.85	12.67	12.71	12.14	12.06	12.72	13.85	14.35	13.63	13.09	
		Stride length (m)	6.24	6.29	6.21	6.15	6.21	6.00	5.95	6.15	6.42	6.44	6.44	6.24	
		Stride duration (s)	0.471	0.479	0.483	0.485	0.489	0.494	0.493	0.483	0.463	0.449	0.473	0.477	
		Stride efficiency (%)	60.92	61.79	60.26	59.14	60.33	56.26	55.24	59.09	64.35	64.88	64.90	60.82	
		Stride count	32.03	31.81	32.21	32.51	32.19	33.33	33.64	32.52	31.17	31.04	31.03	416.76	

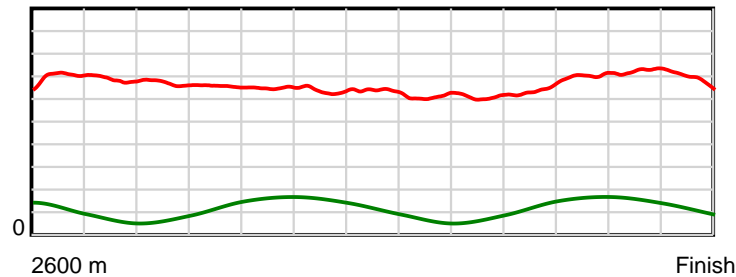
10 m Stride length



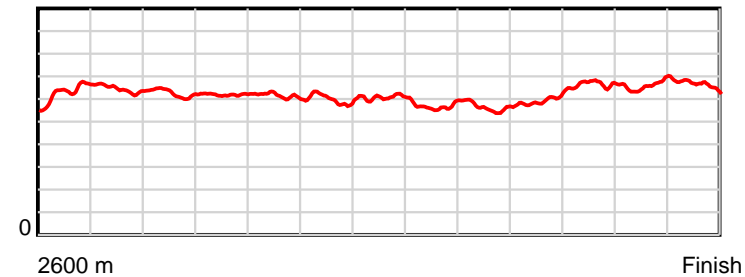
0.6 s Stride duration



20 m/sec Speed



100 % Stride efficiency



Note: Horizontal distance axis grid lines are 200m furlongs.

Disclaimer.

HRNZ and NZMTC and Thoroughbred Ratings Pty Ltd accepts no responsibility for the completeness or accuracy of any of the information contained herein, and makes no representations about its suitability for any particular purpose. Users should make their own judgements about those matters and/or seek independent advice. You assume all risks associated with use of the data provided on this page.



Race Results



March 02, 2018, Race 4, KIWI INGENUITY MOBILE PACE, Distance 2600m, Addington - Survey 3200m

Result	TAB no.	Horse (Barrier)	2600 to	2400m to
9th	3	Master Milano (3)	2400m	2200m
		Position in running (margin)	-	5(4.3)
		Sectional time (s)	14.09	14.51
		Cumulative time (s)	198.78	184.69
		Speed (m/s)	14.19	13.78
		Stride length (m)	6.32	6.43
		Stride duration (s)	0.444	0.466
		Stride efficiency (%)	62.34	64.63
		Stride count	31.66	31.10

Disclaimer.

HRNZ and NZMTC and Thoroughbred Ratings Pty Ltd accepts no responsibility for the completeness or accuracy of any of the information contained herein, and makes no representations about its suitability for any particular purpose. Users should make their own judgements about those matters and/or seek independent advice. You assume all risks associated with use of the data provided on this page.

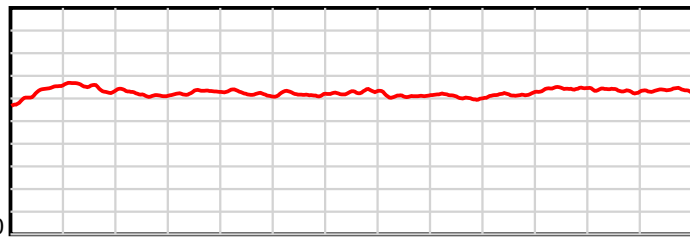
Race Results

March 02, 2018, Race 4, KIWI INGENUITY MOBILE PACE, Distance 2600m, Addington - Survey 3200m

Result	TAB no.	Horse (Barrier)	2200m to	2000m to	1800m to	1600m to	1400m to	1200m to	1000m to	800m to	600m to	400m to	200m to	Total or	Margin
9th	3	Master Milano (3)	2000m	1800m	1600m	1400m	1200m	1000m	800m	600m	400m	200m	WP	Average	
		Position in running (margin)	5(4.9)	5(5.2)	5(5.3)	5(4.7)	5(4.3)	5(3.8)	5(5.4)	5(4.8)	7(4.1)	8(4.5)	8(6.8)		8.50
		Sectional time (s)	15.48	15.40	15.51	15.78	15.73	16.63	16.53	15.64	14.46	14.21	14.81		
		Cumulative time (s)	170.18	154.70	139.30	123.79	108.01	92.28	75.65	59.12	43.48	29.02	14.81	3:18.78	
		Speed (m/s)	12.92	12.99	12.89	12.67	12.71	12.03	12.10	12.79	13.83	14.07	13.50	13.08	
		Stride length (m)	6.16	6.27	6.21	6.21	6.27	5.99	6.02	6.22	6.40	6.36	6.32	6.24	
		Stride duration (s)	0.477	0.483	0.481	0.490	0.493	0.498	0.498	0.486	0.463	0.452	0.468	0.477	
		Stride efficiency (%)	59.37	61.44	60.22	60.27	61.41	56.08	56.72	60.44	64.01	63.15	62.47	60.89	
		Stride count	32.45	31.90	32.22	32.20	31.90	33.39	33.20	32.16	31.25	31.46	31.63	416.52	

10 m

Stride length

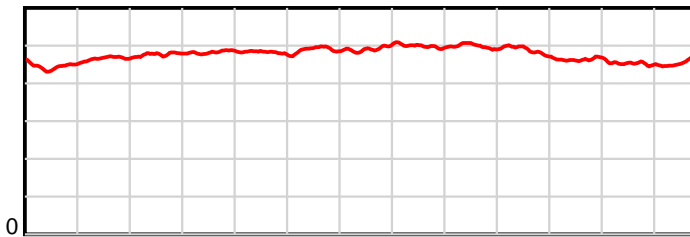


2600 m

Finish

0.6 s

Stride duration

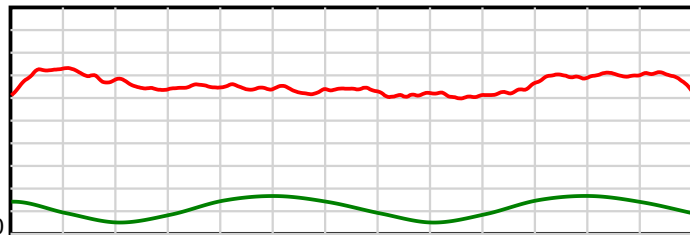


2600 m

Finish

20 m/sec

Speed

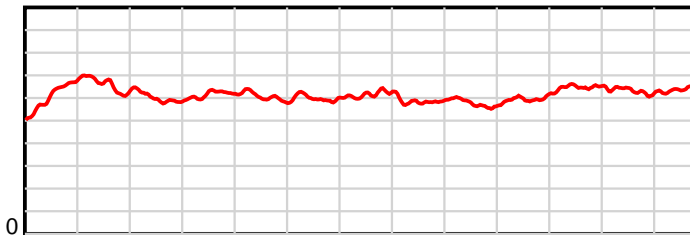


2600 m

Finish

100 %

Stride efficiency



2600 m

Finish

Note: Horizontal distance axis grid lines are 200m furlongs.

Disclaimer.

HRNZ and NZMTC and Thoroughbred Ratings Pty Ltd accepts no responsibility for the completeness or accuracy of any of the information contained herein, and makes no representations about its suitability for any particular purpose. Users should make their own judgements about those matters and/or seek independent advice. You assume all risks associated with use of the data provided on this page.



Race Results



March 02, 2018, Race 4, KIWI INGENUITY MOBILE PACE, Distance 2600m, Addington - Survey 3200m

Result	TAB no.	Horse (Barrier)	2600 to	2400m to
10th	10	Yankee Xmas (9)	2400m	2200m
		Position in running (margin)	-	10(12.2)
		Sectional time (s)	15.36	14.76
		Cumulative time (s)	199.79	184.43
		Speed (m/s)	13.02	13.55
		Stride length (m)	6.01	6.42
		Stride duration (s)	0.449	0.474
		Stride efficiency (%)	56.40	64.38
		Stride count	33.29	31.16

Disclaimer.

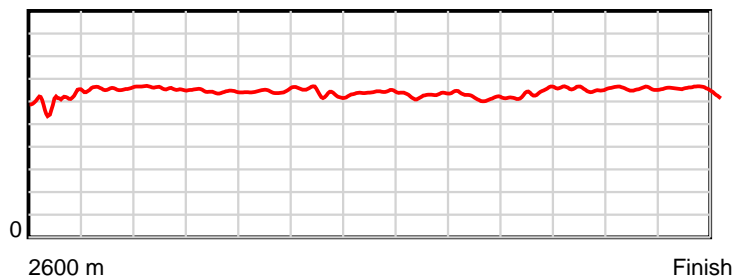
HRNZ and NZMTC and Thoroughbred Ratings Pty Ltd accepts no responsibility for the completeness or accuracy of any of the information contained herein, and makes no representations about its suitability for any particular purpose. Users should make their own judgements about those matters and/or seek independent advice. You assume all risks associated with use of the data provided on this page.

Race Results

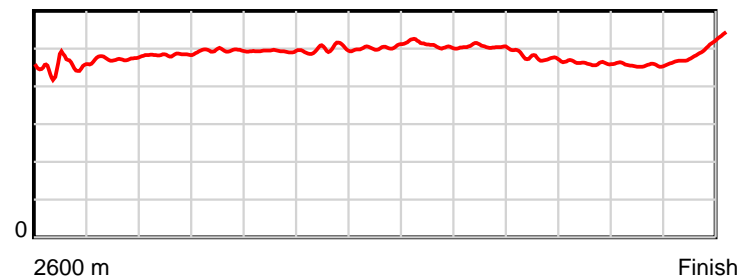
March 02, 2018, Race 4, KIWI INGENUITY MOBILE PACE, Distance 2600m, Addington - Survey 3200m

Result	TAB no.	Horse (Barrier)	2200m to	2000m to	1800m to	1600m to	1400m to	1200m to	1000m to	800m to	600m to	400m to	200m to	Total or	Margin
10th	10	Yankee Xmas (9)	2000m	1800m	1600m	1400m	1200m	1000m	800m	600m	400m	200m	WP	Average	
		Position in running (margin)	10(14.3)	10(11.6)	10(10.9)	10(9.8)	10(9.6)	10(9.1)	10(9.5)	10(9.3)	6(3.2)	7(4.5)	10(7.5)		14.10
		Sectional time (s)	14.97	15.28	15.42	15.82	15.70	16.44	16.58	14.75	14.59	14.35	15.77		
		Cumulative time (s)	169.67	154.70	139.42	124.00	108.18	92.48	76.04	59.46	44.71	30.12	15.77	3:19.79	
		Speed (m/s)	13.36	13.09	12.97	12.64	12.74	12.17	12.06	13.56	13.71	13.94	12.68	13.01	
		Stride length (m)	6.47	6.48	6.40	6.31	6.43	6.19	6.08	6.43	6.32	6.37	6.39	6.33	
		Stride duration (s)	0.484	0.495	0.494	0.499	0.505	0.509	0.504	0.474	0.461	0.457	0.504	0.486	
		Stride efficiency (%)	65.38	65.67	64.05	62.23	64.52	59.80	57.85	64.64	62.42	63.33	63.82	62.56	
		Stride count	30.92	30.85	31.24	31.69	31.12	32.33	32.87	31.10	31.64	31.42	31.29	410.92	

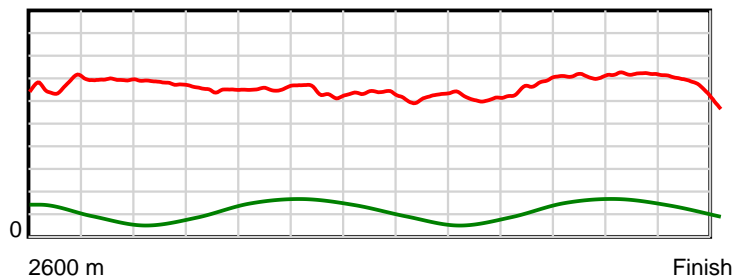
10 m Stride length



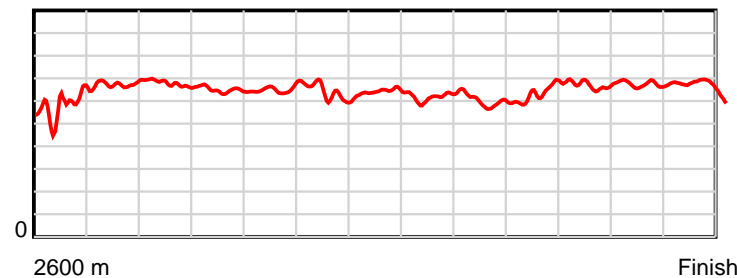
0.6 s Stride duration



20 m/sec Speed



100 % Stride efficiency



Note: Horizontal distance axis grid lines are 200m furlongs.

Disclaimer.

HRNZ and NZMTC and Thoroughbred Ratings Pty Ltd accepts no responsibility for the completeness or accuracy of any of the information contained herein, and makes no representations about its suitability for any particular purpose. Users should make their own judgements about those matters and/or seek independent advice. You assume all risks associated with use of the data provided on this page.