



Race Results

Cheviot Harness Racing Club Inc, HRNZ, March 04, 2018

Compilation date: March 4, 2018, 6:06:14 PM (NZDT)

Copyright © 2018 HRNZ and NZMTC. All rights reserved.

Trademarks.

StrideMASTER is a registered trademark of Thoroughbred Ratings Pty Ltd.

Disclaimer.

HRNZ and NZMTC and Thoroughbred Ratings Pty Ltd accepts no responsibility for the completeness or accuracy of any of the information contained herein, and makes no representations about its suitability for any particular purpose. Users should make their own judgements about those matters and/or seek independent advice. You assume all risks associated with use of the data provided on this page.



Race Results



March 04, 2018, Race 10, BUSH INN TAVERN MOBILE PACE, Distance 2600m, Addington - Survey 3200m

Result	TAB no.	Horse (Barrier)	2600 to	2400m to
1st	8	Funatthebeach (7)	2400m	2200m
		Position in running (margin)	-	9(7.4)
		Sectional time (s)	14.70	15.77
		Cumulative time (s)	193.79	179.09
		Speed (m/s)	13.61	12.68
		Stride length (m)	6.24	5.90
		Stride duration (s)	0.461	0.465
		Stride efficiency (%)	60.76	54.33
		Stride count	32.07	33.92

Disclaimer.

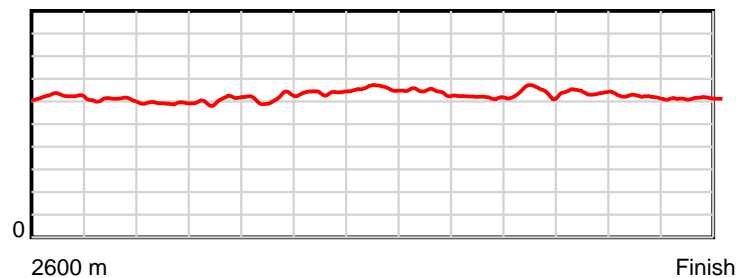
HRNZ and NZMTC and Thoroughbred Ratings Pty Ltd accepts no responsibility for the completeness or accuracy of any of the information contained herein, and makes no representations about its suitability for any particular purpose. Users should make their own judgements about those matters and/or seek independent advice. You assume all risks associated with use of the data provided on this page.

Race Results

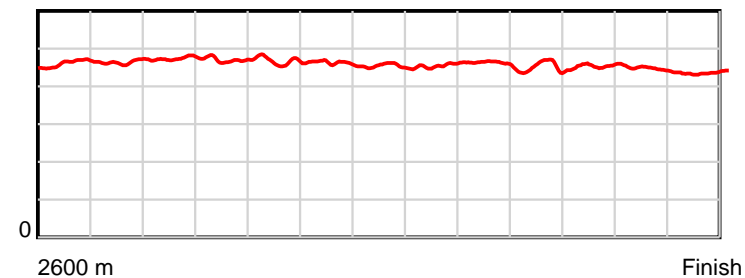
March 04, 2018, Race 10, BUSH INN TAVERN MOBILE PACE, Distance 2600m, Addington - Survey 3200m

Result	TAB no.	Horse (Barrier)	2200m to	2000m to	1800m to	1600m to	1400m to	1200m to	1000m to	800m to	600m to	400m to	200m to	Total or	Margin
1st	8	Funatthebeach (7)	2000m	1800m	1600m	1400m	1200m	1000m	800m	600m	400m	200m	WP	Average	
		Position in running (margin)	10(16.0)	10(22.0)	10(20.0)	10(13.8)	7(6.2)	4(2.7)	2(1.1)	1(0.0)	1(0.0)	1(0.0)	1(0.0)		0.00
		Sectional time (s)	16.56	15.44	15.74	14.82	13.80	14.54	15.04	14.07	14.60	14.48	14.23		
		Cumulative time (s)	163.32	146.76	131.32	115.58	100.76	86.96	72.42	57.38	43.31	28.71	14.23	3:13.79	
		Speed (m/s)	12.08	12.95	12.71	13.50	14.49	13.76	13.30	14.21	13.70	13.81	14.05	13.42	
		Stride length (m)	5.72	6.09	5.94	6.23	6.56	6.29	6.10	6.42	6.24	6.15	6.12	6.15	
		Stride duration (s)	0.473	0.470	0.467	0.462	0.453	0.457	0.459	0.452	0.455	0.445	0.436	0.458	
		Stride efficiency (%)	51.09	58.03	55.11	60.69	67.34	61.74	58.14	64.45	60.77	59.06	58.57	59.02	
		Stride count	34.98	32.82	33.68	32.09	30.47	31.82	32.79	31.14	32.07	32.53	32.67	423.05	

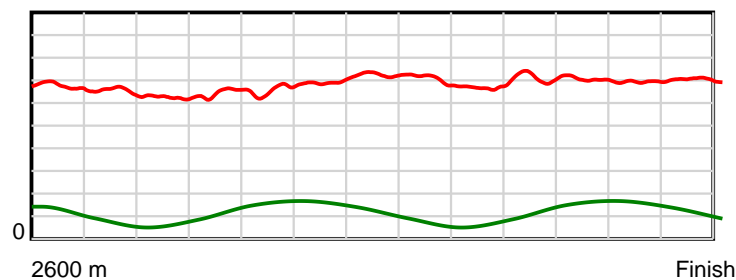
10 m Stride length



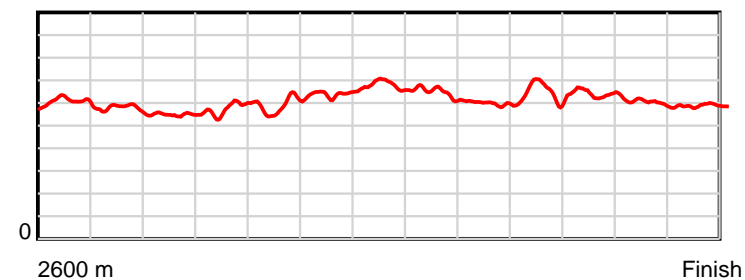
0.6 s Stride duration



20 m/sec Speed



100 % Stride efficiency



Note: Horizontal distance axis grid lines are 200m furlongs.

Disclaimer.

HRNZ and NZMTC and Thoroughbred Ratings Pty Ltd accepts no responsibility for the completeness or accuracy of any of the information contained herein, and makes no representations about its suitability for any particular purpose. Users should make their own judgements about those matters and/or seek independent advice. You assume all risks associated with use of the data provided on this page.



Race Results



March 04, 2018, Race 10, BUSH INN TAVERN MOBILE PACE, Distance 2600m, Addington - Survey 3200m

Result	TAB no.	Horse (Barrier)	2600 to	2400m to
2nd	9	Duplicated (8)	2400m	2200m
		Position in running (margin)	-	6(4.0)
		Sectional time (s)	14.35	15.26
		Cumulative time (s)	193.81	179.46
		Speed (m/s)	13.94	13.11
		Stride length (m)	6.30	6.15
		Stride duration (s)	0.450	0.469
		Stride efficiency (%)	61.98	59.10
		Stride count	31.76	32.52

Disclaimer.

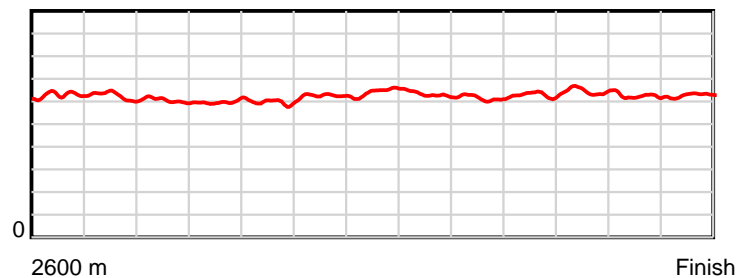
HRNZ and NZMTC and Thoroughbred Ratings Pty Ltd accepts no responsibility for the completeness or accuracy of any of the information contained herein, and makes no representations about its suitability for any particular purpose. Users should make their own judgements about those matters and/or seek independent advice. You assume all risks associated with use of the data provided on this page.

Race Results

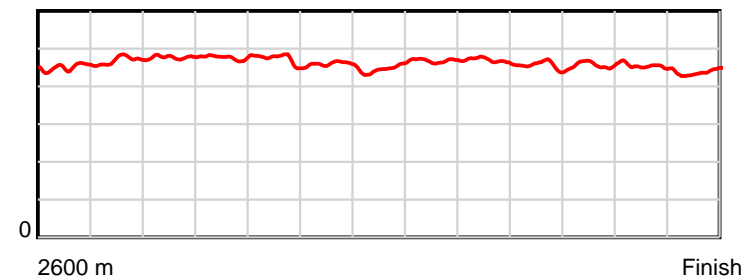
March 04, 2018, Race 10, BUSH INN TAVERN MOBILE PACE, Distance 2600m, Addington - Survey 3200m

Result	TAB no.	Horse (Barrier)	2200m to	2000m to	1800m to	1600m to	1400m to	1200m to	1000m to	800m to	600m to	400m to	200m to	Total or	Margin
2nd	9	Duplicated (8)	2000m	1800m	1600m	1400m	1200m	1000m	800m	600m	400m	200m	WP	Average	
		Position in running (margin)	6(9.5)	6(13.6)	7(14.1)	6(10.1)	3(2.7)	1(0.0)	1(0.0)	2(0.7)	3(2.9)	3(1.8)	3(1.2)		0.10
		Sectional time (s)	16.23	15.86	16.11	14.85	13.93	14.81	15.33	14.44	14.43	14.37	13.84		
		Cumulative time (s)	164.20	147.97	132.11	116.00	101.15	87.22	72.41	57.08	42.64	28.21	13.84	3:13.81	
		Speed (m/s)	12.32	12.61	12.41	13.47	14.36	13.50	13.05	13.85	13.86	13.92	14.45	13.42	
		Stride length (m)	5.89	6.01	5.84	6.18	6.45	6.31	6.11	6.30	6.36	6.28	6.32	6.19	
		Stride duration (s)	0.478	0.477	0.470	0.459	0.449	0.468	0.468	0.455	0.459	0.451	0.437	0.461	
		Stride efficiency (%)	54.18	56.43	53.27	59.70	65.02	62.28	58.32	62.00	63.25	61.68	62.40	59.82	
		Stride count	33.97	33.28	34.25	32.36	31.00	31.68	32.74	31.75	31.44	31.83	31.65	420.23	

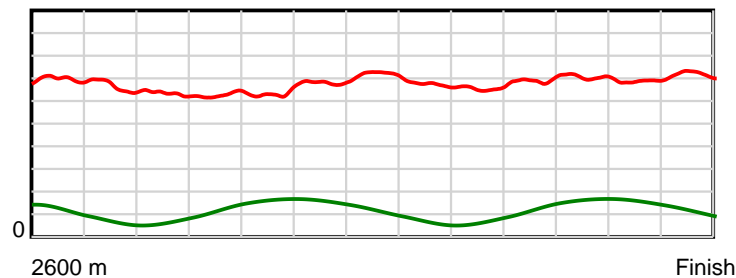
10 m Stride length



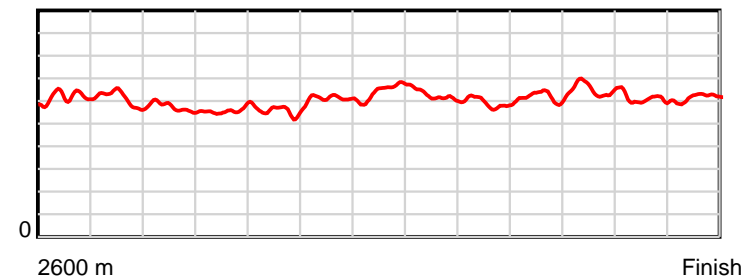
0.6 s Stride duration



20 m/sec Speed



100 % Stride efficiency



Note: Horizontal distance axis grid lines are 200m furlongs.

Disclaimer.

HRNZ and NZMTC and Thoroughbred Ratings Pty Ltd accepts no responsibility for the completeness or accuracy of any of the information contained herein, and makes no representations about its suitability for any particular purpose. Users should make their own judgements about those matters and/or seek independent advice. You assume all risks associated with use of the data provided on this page.



Race Results



March 04, 2018, Race 10, BUSH INN TAVERN MOBILE PACE, Distance 2600m, Addington - Survey 3200m

Result	TAB no.	Horse (Barrier)	2600 to	2400m to
3rd	5	Times Stride (5)	2400m	2200m
		Position in running (margin)	-	7(5.2)
		Sectional time (s)	14.50	15.37
		Cumulative time (s)	193.93	179.43
		Speed (m/s)	13.80	13.01
		Stride length (m)	6.23	6.08
		Stride duration (s)	0.451	0.468
		Stride efficiency (%)	60.56	57.84
		Stride count	32.13	32.87

Disclaimer.

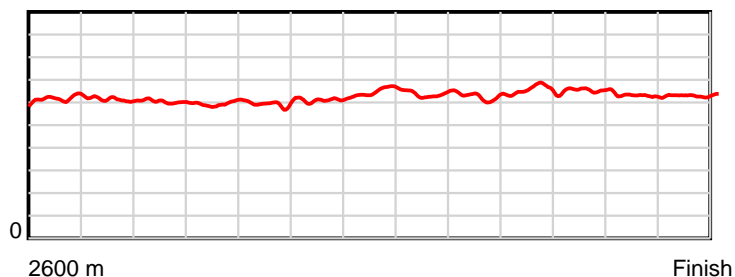
HRNZ and NZMTC and Thoroughbred Ratings Pty Ltd accepts no responsibility for the completeness or accuracy of any of the information contained herein, and makes no representations about its suitability for any particular purpose. Users should make their own judgements about those matters and/or seek independent advice. You assume all risks associated with use of the data provided on this page.

Race Results

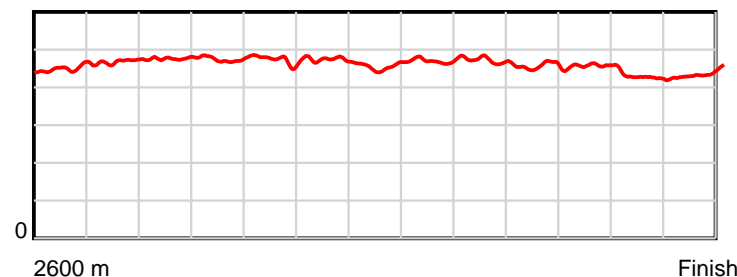
March 04, 2018, Race 10, BUSH INN TAVERN MOBILE PACE, Distance 2600m, Addington - Survey 3200m

Result	TAB no.	Horse (Barrier)	2200m to	2000m to	1800m to	1600m to	1400m to	1200m to	1000m to	800m to	600m to	400m to	200m to	Total or	Margin
3rd	5	Times Stride (5)	2000m	1800m	1600m	1400m	1200m	1000m	800m	600m	400m	200m	WP	Average	
		Position in running (margin)	7(11.4)	7(15.5)	8(16.0)	9(13.2)	10(9.3)	9(7.3)	10(7.5)	9(8.4)	7(7.5)	7(5.9)	4(2.3)		0.80
		Sectional time (s)	16.24	15.87	16.30	15.43	14.06	14.83	15.36	13.93	14.32	13.89	13.83		
		Cumulative time (s)	164.06	147.82	131.95	115.65	100.22	86.16	71.33	55.97	42.04	27.72	13.83	3:13.93	
		Speed (m/s)	12.32	12.60	12.27	12.96	14.22	13.49	13.02	14.36	13.97	14.40	14.46	13.41	
		Stride length (m)	5.86	5.98	5.81	6.15	6.49	6.36	6.12	6.54	6.39	6.12	6.32	6.18	
		Stride duration (s)	0.476	0.475	0.473	0.474	0.456	0.471	0.470	0.455	0.458	0.425	0.437	0.461	
		Stride efficiency (%)	53.72	55.96	52.77	59.01	65.75	63.13	58.58	66.80	63.76	58.59	62.43	59.70	
		Stride count	34.11	33.42	34.42	32.55	30.83	31.47	32.66	30.59	31.31	32.66	31.64	420.66	

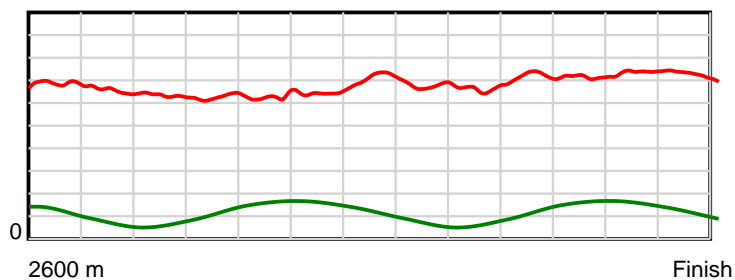
10 m Stride length



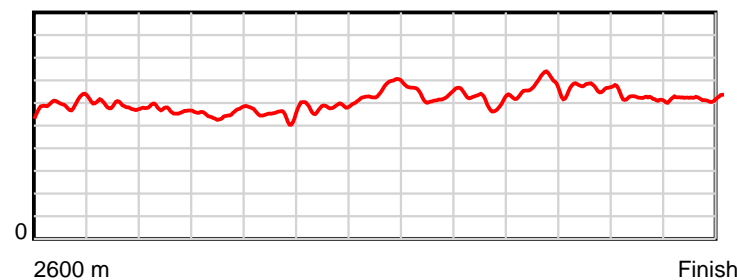
0.6 s Stride duration



20 m/sec Speed



100 % Stride efficiency



Note: Horizontal distance axis grid lines are 200m furlongs.

Disclaimer.

HRNZ and NZMTC and Thoroughbred Ratings Pty Ltd accepts no responsibility for the completeness or accuracy of any of the information contained herein, and makes no representations about its suitability for any particular purpose. Users should make their own judgements about those matters and/or seek independent advice. You assume all risks associated with use of the data provided on this page.



Race Results



March 04, 2018, Race 10, BUSH INN TAVERN MOBILE PACE, Distance 2600m, Addington - Survey 3200m

Result	TAB no.	Horse (Barrier)	2600 to	2400m to
4th	4	Acuto (4)	2400m	2200m
		Position in running (margin)	-	1(0.0)
		Sectional time (s)	13.65	15.20
		Cumulative time (s)	194.40	180.75
		Speed (m/s)	14.66	13.16
		Stride length (m)	6.33	6.15
		Stride duration (s)	0.433	0.467
		Stride efficiency (%)	62.67	59.10
		Stride count	31.58	32.52

Disclaimer.

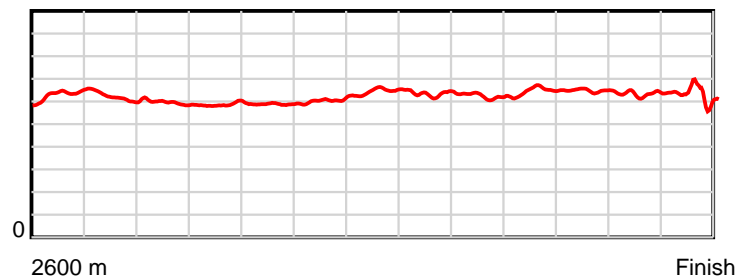
HRNZ and NZMTC and Thoroughbred Ratings Pty Ltd accepts no responsibility for the completeness or accuracy of any of the information contained herein, and makes no representations about its suitability for any particular purpose. Users should make their own judgements about those matters and/or seek independent advice. You assume all risks associated with use of the data provided on this page.

Race Results

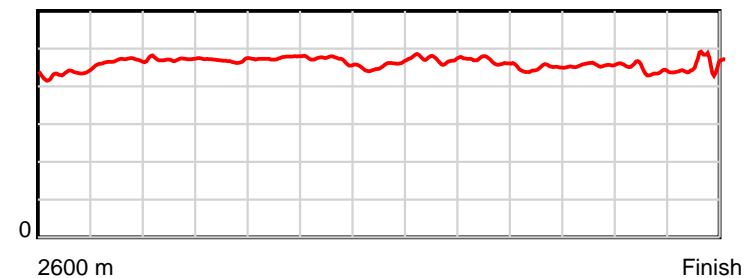
March 04, 2018, Race 10, BUSH INN TAVERN MOBILE PACE, Distance 2600m, Addington - Survey 3200m

Result	TAB no.	Horse (Barrier)	2200m to	2000m to	1800m to	1600m to	1400m to	1200m to	1000m to	800m to	600m to	400m to	200m to	Total or	Margin
4th	4	Acuto (4)	2000m	1800m	1600m	1400m	1200m	1000m	800m	600m	400m	200m	WP	Average	
		Position in running (margin)	3(5.2)	4(9.4)	4(10.1)	4(8.3)	6(4.7)	5(3.0)	5(3.7)	5(4.5)	4(3.1)	4(2.6)	2(0.4)		3.40
		Sectional time (s)	16.25	15.89	16.47	15.48	14.10	14.93	15.35	13.82	14.52	14.12	14.62		
		Cumulative time (s)	165.55	149.30	133.41	116.94	101.46	87.36	72.43	57.08	43.26	28.74	14.62	3:14.40	
		Speed (m/s)	12.31	12.59	12.14	12.92	14.18	13.40	13.03	14.47	13.77	14.16	13.68	13.37	
		Stride length (m)	5.82	5.91	5.78	6.06	6.47	6.33	6.07	6.49	6.29	6.28	6.17	6.16	
		Stride duration (s)	0.473	0.469	0.476	0.469	0.456	0.472	0.466	0.448	0.457	0.443	0.451	0.460	
		Stride efficiency (%)	52.94	54.49	52.15	57.44	65.38	62.58	57.51	65.72	61.86	61.57	59.57	59.23	
		Stride count	34.36	33.87	34.62	32.99	30.92	31.60	32.97	30.84	31.79	31.86	32.39	422.31	

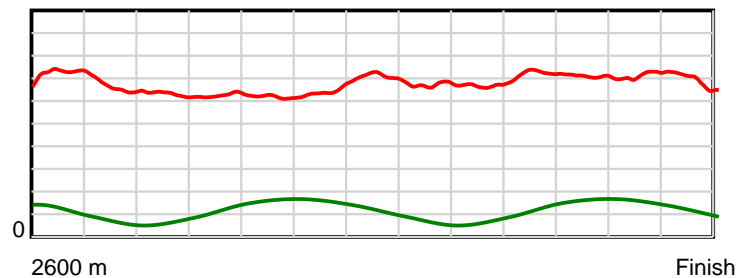
10 m Stride length



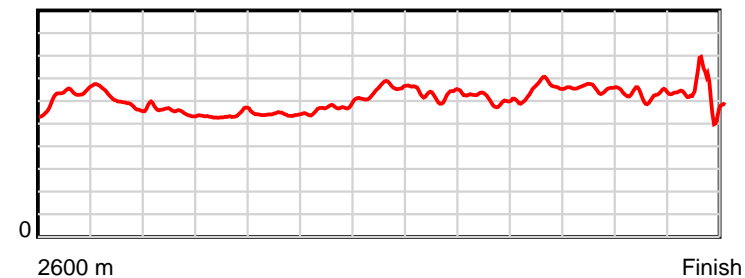
0.6 s Stride duration



20 m/sec Speed



100 % Stride efficiency



Note: Horizontal distance axis grid lines are 200m furlongs.

Disclaimer.

HRNZ and NZMTC and Thoroughbred Ratings Pty Ltd accepts no responsibility for the completeness or accuracy of any of the information contained herein, and makes no representations about its suitability for any particular purpose. Users should make their own judgements about those matters and/or seek independent advice. You assume all risks associated with use of the data provided on this page.



Race Results



March 04, 2018, Race 10, BUSH INN TAVERN MOBILE PACE, Distance 2600m, Addington - Survey 3200m

Result	TAB no.	Horse (Barrier)	2600 to	2400m to
5th	3	Art I Am (3)	2400m	2200m
		Position in running (margin)	-	3(1.6)
		Sectional time (s)	13.94	15.27
		Cumulative time (s)	194.59	180.65
		Speed (m/s)	14.35	13.10
		Stride length (m)	6.64	6.46
		Stride duration (s)	0.462	0.493
		Stride efficiency (%)	68.87	65.23
		Stride count	30.13	30.95

Disclaimer.

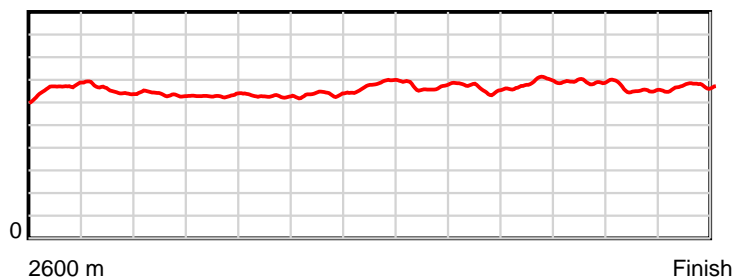
HRNZ and NZMTC and Thoroughbred Ratings Pty Ltd accepts no responsibility for the completeness or accuracy of any of the information contained herein, and makes no representations about its suitability for any particular purpose. Users should make their own judgements about those matters and/or seek independent advice. You assume all risks associated with use of the data provided on this page.

Race Results

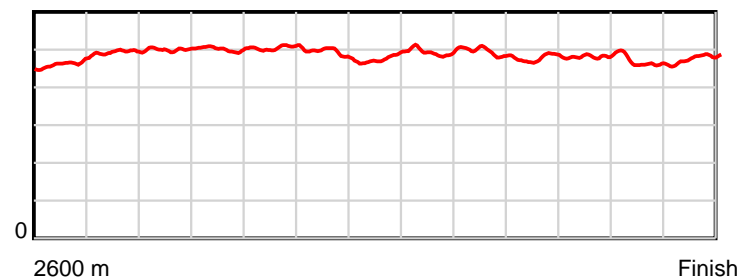
March 04, 2018, Race 10, BUSH INN TAVERN MOBILE PACE, Distance 2600m, Addington - Survey 3200m

Result	TAB no.	Horse (Barrier)	2200m to	2000m to	1800m to	1600m to	1400m to	1200m to	1000m to	800m to	600m to	400m to	200m to	Total or	Margin
5th	3	Art I Am (3)	2000m	1800m	1600m	1400m	1200m	1000m	800m	600m	400m	200m	WP	Average	
		Position in running (margin)	5(7.1)	5(11.4)	5(12.3)	7(10.9)	9(7.2)	7(4.9)	8(5.7)	7(6.5)	5(5.5)	5(4.5)	6(3.8)		4.40
		Sectional time (s)	16.26	15.93	16.56	15.46	14.00	14.94	15.34	13.91	14.43	14.36	14.19		
		Cumulative time (s)	165.38	149.12	133.19	116.63	101.17	87.17	72.23	56.89	42.98	28.55	14.19	3:14.59	
		Speed (m/s)	12.30	12.55	12.08	12.94	14.29	13.39	13.04	14.38	13.86	13.93	14.09	13.36	
		Stride length (m)	6.16	6.29	6.10	6.36	6.80	6.62	6.42	6.85	6.71	6.44	6.76	6.50	
		Stride duration (s)	0.501	0.501	0.505	0.492	0.476	0.495	0.493	0.477	0.484	0.463	0.480	0.487	
		Stride efficiency (%)	59.23	61.92	58.14	63.27	72.33	68.52	64.48	73.42	70.26	64.84	71.44	66.04	
		Stride count	32.49	31.77	32.79	31.43	29.40	30.20	31.14	29.18	29.83	31.05	29.58	399.94	

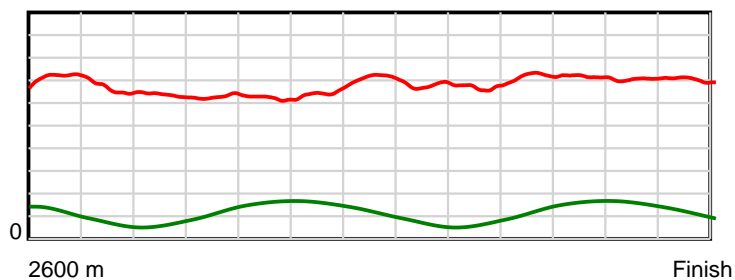
10 m Stride length



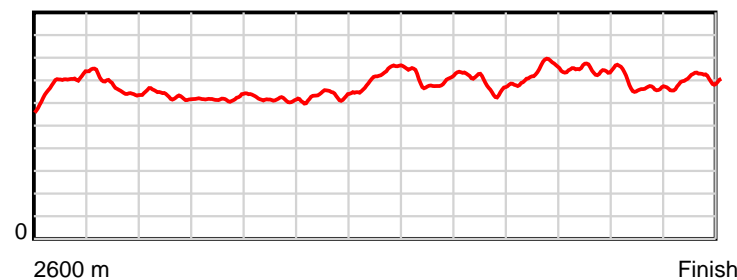
0.6 s Stride duration



20 m/sec Speed



100 % Stride efficiency



Note: Horizontal distance axis grid lines are 200m furlongs.

Disclaimer.

HRNZ and NZMTC and Thoroughbred Ratings Pty Ltd accepts no responsibility for the completeness or accuracy of any of the information contained herein, and makes no representations about its suitability for any particular purpose. Users should make their own judgements about those matters and/or seek independent advice. You assume all risks associated with use of the data provided on this page.



Race Results



March 04, 2018, Race 10, BUSH INN TAVERN MOBILE PACE, Distance 2600m, Addington - Survey 3200m

Result	TAB no.	Horse (Barrier)	2600 to	2400m to
6th	10	Mossdale Rose (9)	2400m	2200m
		Position in running (margin)	-	4(2.6)
		Sectional time (s)	13.84	14.32
		Cumulative time (s)	195.40	181.56
		Speed (m/s)	14.45	13.97
		Stride length (m)	6.23	6.24
		Stride duration (s)	0.425	0.447
		Stride efficiency (%)	60.69	60.79
		Stride count	32.09	32.07

Disclaimer.

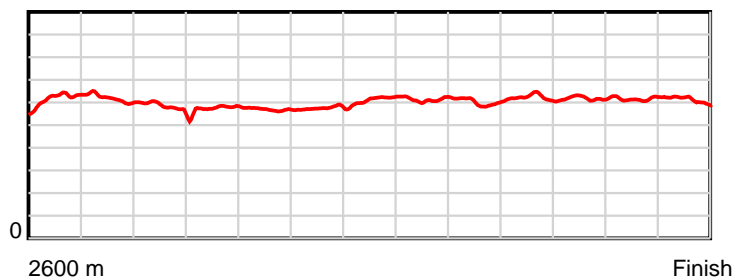
HRNZ and NZMTC and Thoroughbred Ratings Pty Ltd accepts no responsibility for the completeness or accuracy of any of the information contained herein, and makes no representations about its suitability for any particular purpose. Users should make their own judgements about those matters and/or seek independent advice. You assume all risks associated with use of the data provided on this page.

Race Results

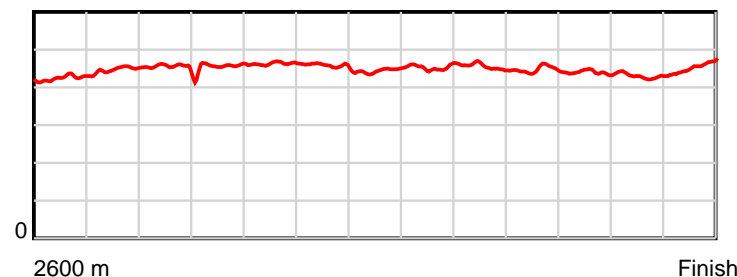
March 04, 2018, Race 10, BUSH INN TAVERN MOBILE PACE, Distance 2600m, Addington - Survey 3200m

Result	TAB no.	Horse (Barrier)	2200m to	2000m to	1800m to	1600m to	1400m to	1200m to	1000m to	800m to	600m to	400m to	200m to	Total or	Margin
6th	10	Mossdale Rose (9)	2000m	1800m	1600m	1400m	1200m	1000m	800m	600m	400m	200m	WP	Average	
		Position in running (margin)	2(2.5)	2(4.2)	2(5.1)	2(4.3)	2(2.5)	6(3.8)	6(3.8)	6(5.0)	8(7.6)	8(6.2)	7(4.5)		8.90
		Sectional time (s)	15.83	15.94	16.63	15.78	14.60	14.81	15.41	14.51	14.36	14.21	15.16		
		Cumulative time (s)	167.24	151.41	135.47	118.84	103.06	88.46	73.65	58.24	43.73	29.37	15.16	3:15.40	
		Speed (m/s)	12.63	12.55	12.03	12.67	13.70	13.50	12.98	13.78	13.93	14.07	13.19	13.31	
		Stride length (m)	5.67	5.76	5.57	5.80	6.08	6.12	5.90	6.16	6.12	6.06	6.02	5.97	
		Stride duration (s)	0.449	0.459	0.463	0.458	0.444	0.454	0.455	0.447	0.439	0.430	0.456	0.449	
		Stride efficiency (%)	50.31	51.83	48.40	52.64	57.86	58.60	54.37	59.34	58.57	57.30	56.59	55.73	
		Stride count	35.25	34.73	35.94	34.46	32.87	32.66	33.91	32.45	32.67	33.03	33.23	435.36	

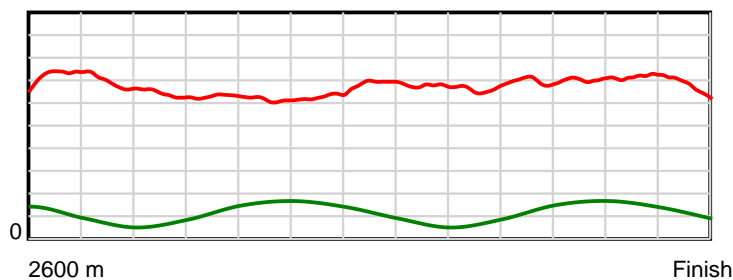
10 m Stride length



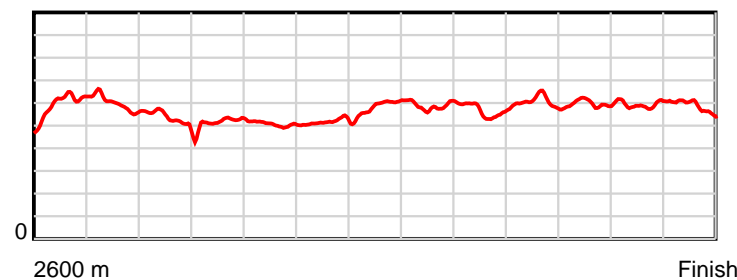
0.6 s Stride duration



20 m/sec Speed



100 % Stride efficiency



Note: Horizontal distance axis grid lines are 200m furlongs.

Disclaimer.

HRNZ and NZMTC and Thoroughbred Ratings Pty Ltd accepts no responsibility for the completeness or accuracy of any of the information contained herein, and makes no representations about its suitability for any particular purpose. Users should make their own judgements about those matters and/or seek independent advice. You assume all risks associated with use of the data provided on this page.



Race Results



March 04, 2018, Race 10, BUSH INN TAVERN MOBILE PACE, Distance 2600m, Addington - Survey 3200m

Result	TAB no.	Horse (Barrier)	2600 to	2400m to
7th	11	Sails (0)	2400m	2200m
		Position in running (margin)	-	10(8.2)
		Sectional time (s)	14.83	15.52
		Cumulative time (s)	195.63	180.80
		Speed (m/s)	13.49	12.89
		Stride length (m)	6.17	5.97
		Stride duration (s)	0.451	0.463
		Stride efficiency (%)	59.58	55.68
		Stride count	32.39	33.51

Disclaimer.

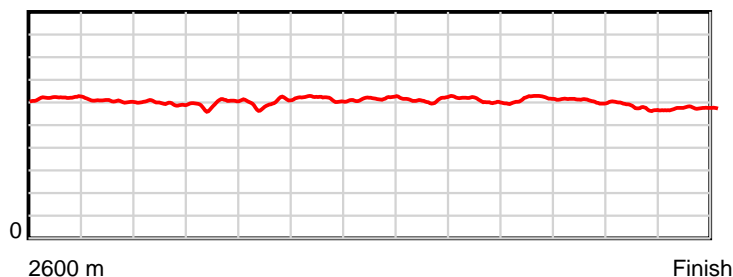
HRNZ and NZMTC and Thoroughbred Ratings Pty Ltd accepts no responsibility for the completeness or accuracy of any of the information contained herein, and makes no representations about its suitability for any particular purpose. Users should make their own judgements about those matters and/or seek independent advice. You assume all risks associated with use of the data provided on this page.

Race Results

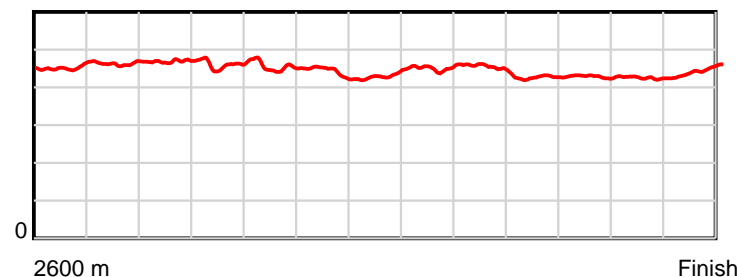
March 04, 2018, Race 10, BUSH INN TAVERN MOBILE PACE, Distance 2600m, Addington - Survey 3200m

Result	TAB no.	Horse (Barrier)	2200m to	2000m to	1800m to	1600m to	1400m to	1200m to	1000m to	800m to	600m to	400m to	200m to	Total or	Margin
7th	11	Sails (0)	2000m	1800m	1600m	1400m	1200m	1000m	800m	600m	400m	200m	WP	Average	
		Position in running (margin)	9(15.3)	9(19.8)	9(18.3)	8(12.3)	4(3.4)	2(1.2)	4(1.8)	3(2.7)	2(1.1)	2(0.7)	5(3.0)		10.20
		Sectional time (s)	16.30	15.52	15.78	14.60	14.01	14.91	15.35	13.82	14.53	14.86	15.60		
		Cumulative time (s)	165.28	148.98	133.46	117.68	103.08	89.07	74.16	58.81	44.99	30.46	15.60	3:15.63	
		Speed (m/s)	12.27	12.89	12.67	13.70	14.28	13.41	13.03	14.47	13.76	13.46	12.82	13.29	
		Stride length (m)	5.75	5.94	5.77	6.03	6.16	6.06	5.88	6.17	5.90	5.71	5.72	5.94	
		Stride duration (s)	0.469	0.461	0.455	0.440	0.432	0.452	0.451	0.426	0.429	0.424	0.446	0.447	
		Stride efficiency (%)	51.71	55.22	51.96	56.89	59.38	57.33	54.02	59.49	54.42	50.98	51.11	55.08	
		Stride count	34.77	33.65	34.68	33.15	32.44	33.02	34.02	32.41	33.89	35.02	34.97	437.92	

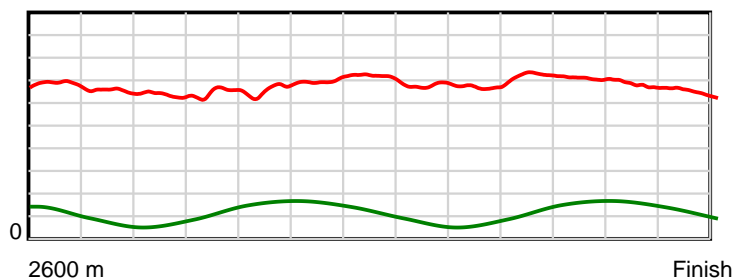
10 m Stride length



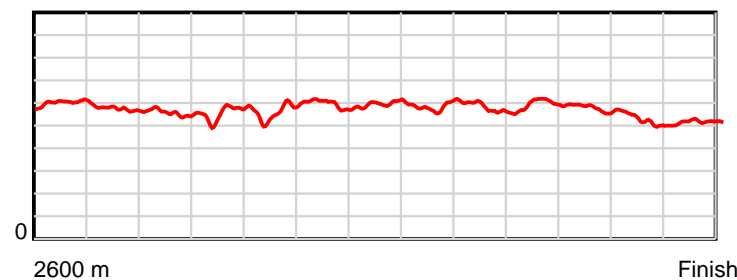
0.6 s Stride duration



20 m/sec Speed



100 % Stride efficiency



Note: Horizontal distance axis grid lines are 200m furlongs.

Disclaimer.

HRNZ and NZMTC and Thoroughbred Ratings Pty Ltd accepts no responsibility for the completeness or accuracy of any of the information contained herein, and makes no representations about its suitability for any particular purpose. Users should make their own judgements about those matters and/or seek independent advice. You assume all risks associated with use of the data provided on this page.



Race Results



March 04, 2018, Race 10, BUSH INN TAVERN MOBILE PACE, Distance 2600m, Addington - Survey 3200m

Result	TAB no.	Horse (Barrier)	2600 to	2400m to
8th	6	Mighty America... (6)	2400m	2200m
		Position in running (margin)	-	8(6.2)
		Sectional time (s)	14.36	15.65
		Cumulative time (s)	195.75	181.39
		Speed (m/s)	13.93	12.78
		Stride length (m)	6.27	6.16
		Stride duration (s)	0.459	0.482
		Stride efficiency (%)	61.42	59.23
		Stride count	31.90	32.48

Disclaimer.

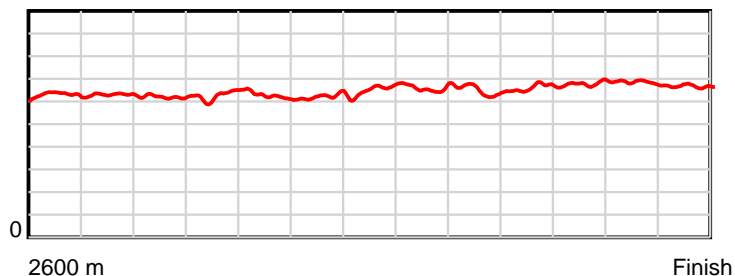
HRNZ and NZMTC and Thoroughbred Ratings Pty Ltd accepts no responsibility for the completeness or accuracy of any of the information contained herein, and makes no representations about its suitability for any particular purpose. Users should make their own judgements about those matters and/or seek independent advice. You assume all risks associated with use of the data provided on this page.

Race Results

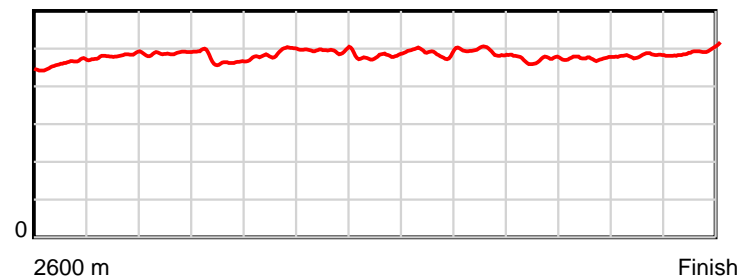
March 04, 2018, Race 10, BUSH INN TAVERN MOBILE PACE, Distance 2600m, Addington - Survey 3200m

Result	TAB no.	Horse (Barrier)	2200m to	2000m to	1800m to	1600m to	1400m to	1200m to	1000m to	800m to	600m to	400m to	200m to	Total or	Margin
8th	6	Mighty America... (6)	2000m	1800m	1600m	1400m	1200m	1000m	800m	600m	400m	200m	WP	Average	
		Position in running (margin)	8(14.1)	8(18.5)	6(13.6)	5(9.4)	8(7.0)	10(8.3)	9(7.2)	10(9.3)	10(10.0)	10(9.8)	9(8.5)		10.90
		Sectional time (s)	16.28	14.96	16.08	15.68	14.60	14.64	15.55	14.19	14.57	14.25	14.94		
		Cumulative time (s)	165.74	149.46	134.50	118.42	102.74	88.14	73.50	57.95	43.76	29.19	14.94	3:15.75	
		Speed (m/s)	12.29	13.37	12.44	12.76	13.70	13.66	12.86	14.09	13.73	14.04	13.39	13.28	
		Stride length (m)	5.99	6.28	6.09	6.31	6.58	6.70	6.32	6.64	6.52	6.75	6.65	6.40	
		Stride duration (s)	0.488	0.470	0.490	0.495	0.480	0.490	0.491	0.471	0.475	0.481	0.496	0.482	
		Stride efficiency (%)	56.11	61.70	57.94	62.22	67.65	70.15	62.35	68.95	66.39	71.29	69.02	63.92	
		Stride count	33.38	31.83	32.84	31.70	30.40	29.85	31.66	30.11	30.68	29.61	30.09	406.53	

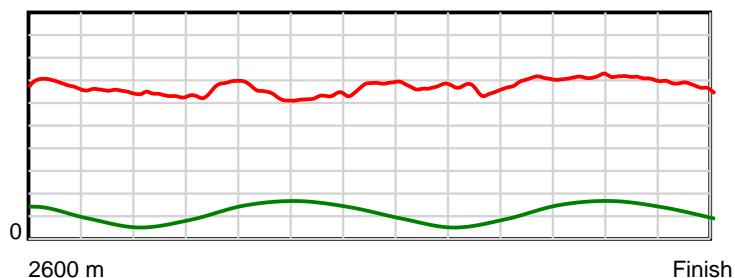
10 m Stride length



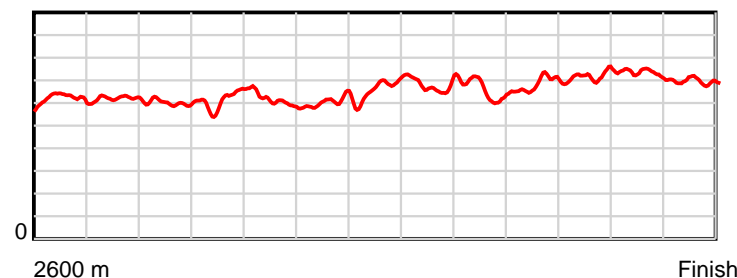
0.6 s Stride duration



20 m/sec Speed



100 % Stride efficiency



Note: Horizontal distance axis grid lines are 200m furlongs.

Disclaimer.

HRNZ and NZMTC and Thoroughbred Ratings Pty Ltd accepts no responsibility for the completeness or accuracy of any of the information contained herein, and makes no representations about its suitability for any particular purpose. Users should make their own judgements about those matters and/or seek independent advice. You assume all risks associated with use of the data provided on this page.



Race Results



March 04, 2018, Race 10, BUSH INN TAVERN MOBILE PACE, Distance 2600m, Addington - Survey 3200m

Result	TAB no.	Horse (Barrier)	2600 to	2400m to
9th	1	Quite Ideal (1)	2400m	2200m
		Position in running (margin)	-	2(0.6)
		Sectional time (s)	13.66	14.24
		Cumulative time (s)	195.90	182.24
		Speed (m/s)	14.64	14.04
		Stride length (m)	6.59	6.76
		Stride duration (s)	0.452	0.481
		Stride efficiency (%)	67.88	71.46
		Stride count	30.35	29.57

Disclaimer.

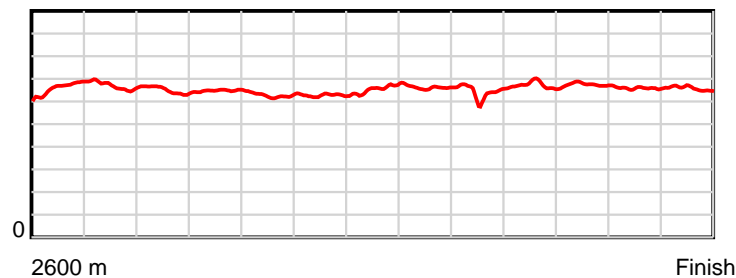
HRNZ and NZMTC and Thoroughbred Ratings Pty Ltd accepts no responsibility for the completeness or accuracy of any of the information contained herein, and makes no representations about its suitability for any particular purpose. Users should make their own judgements about those matters and/or seek independent advice. You assume all risks associated with use of the data provided on this page.

Race Results

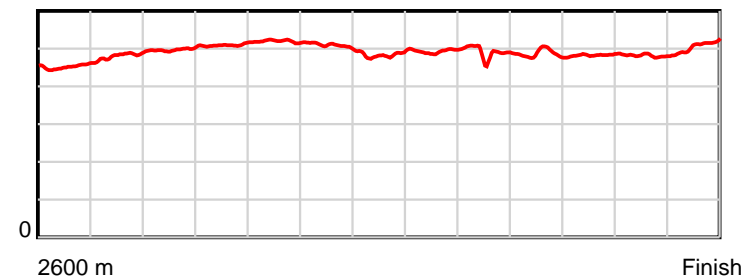
March 04, 2018, Race 10, BUSH INN TAVERN MOBILE PACE, Distance 2600m, Addington - Survey 3200m

Result	TAB no.	Horse (Barrier)	2200m to	2000m to	1800m to	1600m to	1400m to	1200m to	1000m to	800m to	600m to	400m to	200m to	Total or	Margin
9th	1	Quite Ideal (1)	2000m	1800m	1600m	1400m	1200m	1000m	800m	600m	400m	200m	WP	Average	
		Position in running (margin)	1(0.0)	1(0.0)	1(0.0)	1(0.0)	1(0.0)	3(1.9)	3(1.6)	4(3.4)	6(5.8)	6(4.9)	8(4.8)		11.70
		Sectional time (s)	15.55	15.78	16.77	16.08	14.69	14.76	15.52	14.47	14.44	14.47	15.47		
		Cumulative time (s)	168.00	152.45	136.67	119.90	103.82	89.13	74.37	58.85	44.38	29.94	15.47	3:15.90	
		Speed (m/s)	12.86	12.67	11.93	12.44	13.61	13.55	12.89	13.82	13.85	13.82	12.93	13.27	
		Stride length (m)	6.40	6.46	6.20	6.32	6.59	6.68	6.28	6.72	6.69	6.66	6.55	6.53	
		Stride duration (s)	0.498	0.509	0.520	0.508	0.484	0.493	0.487	0.486	0.483	0.481	0.507	0.492	
		Stride efficiency (%)	63.98	65.12	60.01	62.45	67.94	69.67	61.58	70.62	69.92	69.23	67.12	66.54	
		Stride count	31.26	30.98	32.27	31.64	30.33	29.95	31.86	29.75	29.90	30.05	30.52	398.43	

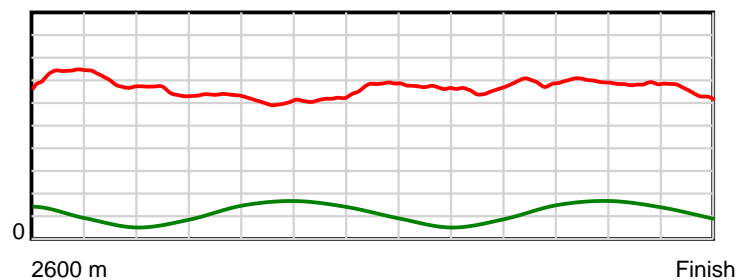
10 m Stride length



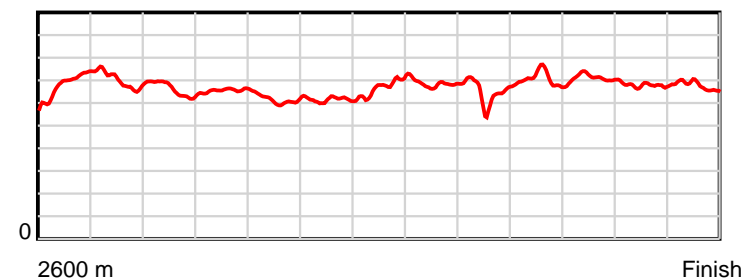
0.6 s Stride duration



20 m/sec Speed



100 % Stride efficiency



Note: Horizontal distance axis grid lines are 200m furlongs.

Disclaimer.

HRNZ and NZMTC and Thoroughbred Ratings Pty Ltd accepts no responsibility for the completeness or accuracy of any of the information contained herein, and makes no representations about its suitability for any particular purpose. Users should make their own judgements about those matters and/or seek independent advice. You assume all risks associated with use of the data provided on this page.



Race Results



March 04, 2018, Race 10, BUSH INN TAVERN MOBILE PACE, Distance 2600m, Addington - Survey 3200m

Result	TAB no.	Horse (Barrier)	2600 to 2400m	2400m to 2200m
10th	2	Awayto collect (2)		
		Position in running (margin)	-	5(3.1)
		Sectional time (s)	13.87	14.76
		Cumulative time (s)	196.98	183.11
		Speed (m/s)	14.42	13.55
		Stride length (m)	6.01	5.96
		Stride duration (s)	0.424	0.440
		Stride efficiency (%)	56.42	55.51
		Stride count	33.28	33.56

Disclaimer.

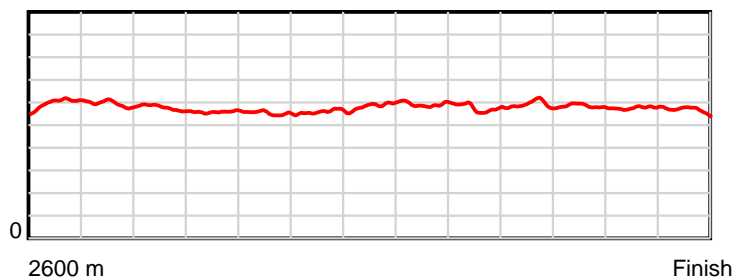
HRNZ and NZMTC and Thoroughbred Ratings Pty Ltd accepts no responsibility for the completeness or accuracy of any of the information contained herein, and makes no representations about its suitability for any particular purpose. Users should make their own judgements about those matters and/or seek independent advice. You assume all risks associated with use of the data provided on this page.

Race Results

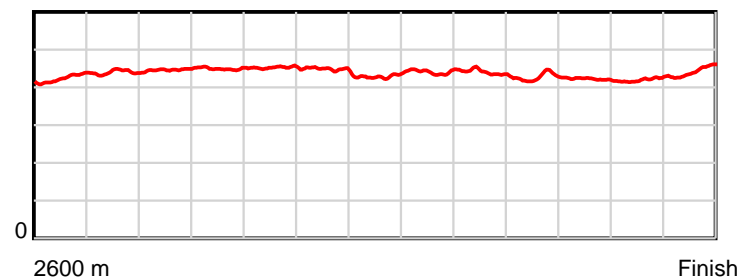
March 04, 2018, Race 10, BUSH INN TAVERN MOBILE PACE, Distance 2600m, Addington - Survey 3200m

Result	TAB no.	Horse (Barrier)	2200m to	2000m to	1800m to	1600m to	1400m to	1200m to	1000m to	800m to	600m to	400m to	200m to	Total or	Margin
10th	2	Awaytocollect (2)	2000m	1800m	1600m	1400m	1200m	1000m	800m	600m	400m	200m	WP	Average	
		Position in running (margin)	4(5.7)	3(6.2)	3(7.4)	3(5.5)	5(4.6)	8(5.9)	7(5.7)	8(7.0)	9(9.4)	9(9.4)	10(10.0)		17.70
		Sectional time (s)	15.65	15.98	16.45	15.94	14.60	14.77	15.44	14.47	14.60	14.58	15.87		
		Cumulative time (s)	168.35	152.70	136.72	120.27	104.33	89.73	74.96	59.52	45.05	30.45	15.87	3:16.98	
		Speed (m/s)	12.78	12.52	12.16	12.55	13.70	13.54	12.95	13.82	13.70	13.72	12.60	13.20	
		Stride length (m)	5.71	5.63	5.50	5.63	5.88	5.98	5.70	5.90	5.78	5.77	5.59	5.77	
		Stride duration (s)	0.446	0.449	0.452	0.448	0.429	0.441	0.440	0.427	0.422	0.421	0.444	0.437	
		Stride efficiency (%)	50.87	49.46	47.22	49.48	54.04	55.82	50.84	54.47	52.28	52.01	48.85	51.98	
		Stride count	35.05	35.55	36.38	35.54	34.01	33.46	35.06	33.88	34.58	34.67	35.77	450.79	

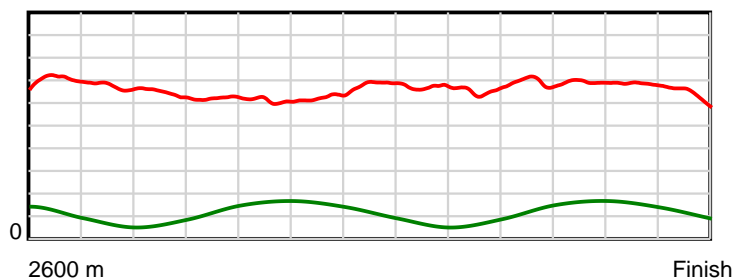
10 m Stride length



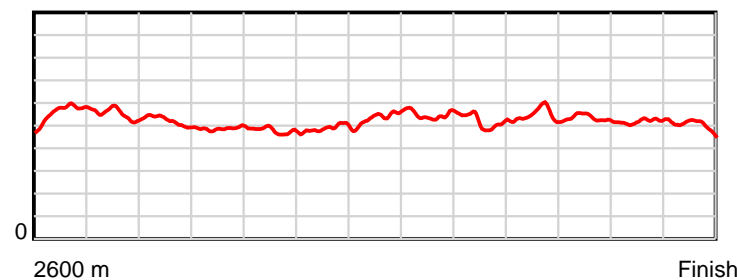
0.6 s Stride duration



20 m/sec Speed



100 % Stride efficiency



Note: Horizontal distance axis grid lines are 200m furlongs.

Disclaimer.

HRNZ and NZMTC and Thoroughbred Ratings Pty Ltd accepts no responsibility for the completeness or accuracy of any of the information contained herein, and makes no representations about its suitability for any particular purpose. Users should make their own judgements about those matters and/or seek independent advice. You assume all risks associated with use of the data provided on this page.