



Race Results

Cheviot Harness Racing Club Inc, HRNZ, March 04, 2018

Compilation date: March 4, 2018, 1:02:40 PM (NZDT)

Copyright © 2018 HRNZ and NZMTC. All rights reserved.

Trademarks.

StrideMASTER is a registered trademark of Thoroughbred Ratings Pty Ltd.

Disclaimer.

HRNZ and NZMTC and Thoroughbred Ratings Pty Ltd accepts no responsibility for the completeness or accuracy of any of the information contained herein, and makes no representations about its suitability for any particular purpose. Users should make their own judgements about those matters and/or seek independent advice. You assume all risks associated with use of the data provided on this page.



Race Results



March 04, 2018, Race 1, , Distance 2600m, Addington - Survey 3200m

Result	TAB no.	Horse (Barrier)	2600 to	2400m to
1st	9	Winterfell (8)	2400m	2200m
		Position in running (margin)	-	7(13.3)
		Sectional time (s)	19.53	15.72
		Cumulative time (s)	204.09	184.56
		Speed (m/s)	10.24	12.72
		Stride length (m)	5.45	6.14
		Stride duration (s)	0.494	0.483
		Stride efficiency (%)	46.48	58.92
		Stride count	36.67	32.57

Disclaimer.

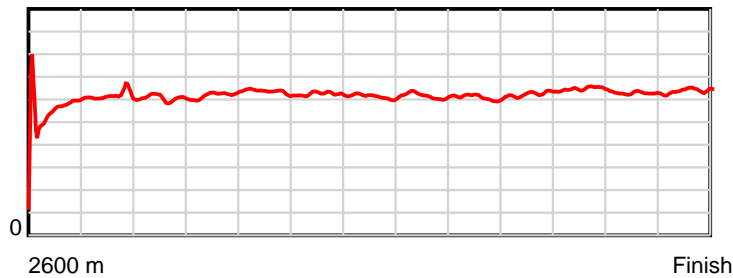
HRNZ and NZMTC and Thoroughbred Ratings Pty Ltd accepts no responsibility for the completeness or accuracy of any of the information contained herein, and makes no representations about its suitability for any particular purpose. Users should make their own judgements about those matters and/or seek independent advice. You assume all risks associated with use of the data provided on this page.

Race Results

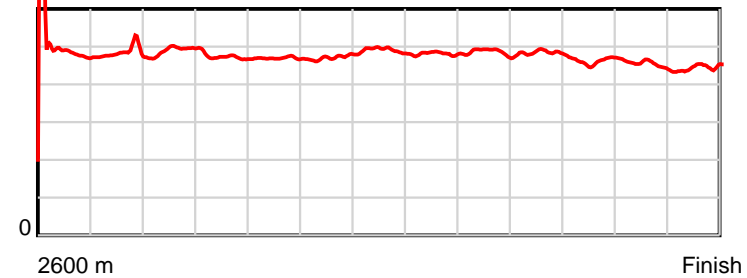
March 04, 2018, Race 1, , Distance 2600m, Addington - Survey 3200m

Result	TAB no.	Horse (Barrier)	2200m to	2000m to	1800m to	1600m to	1400m to	1200m to	1000m to	800m to	600m to	400m to	200m to	Total or	Margin
1st	9	Winterfell (8)	2000m	1800m	1600m	1400m	1200m	1000m	800m	600m	400m	200m	WP	Average	
		Position in running (margin)	7(13.5)	7(13.0)	5(5.0)	1(0.0)	1(0.0)	1(0.0)	1(0.0)	1(0.0)	1(0.0)	1(0.0)	1(0.0)		0.00
		Sectional time (s)	16.56	15.23	15.37	15.43	16.08	15.41	16.25	15.43	14.59	14.61	13.88		
		Cumulative time (s)	168.84	152.28	137.05	121.68	106.25	90.17	74.76	58.51	43.08	28.49	13.88	3:24.09	
		Speed (m/s)	12.08	13.13	13.01	12.96	12.44	12.98	12.31	12.96	13.71	13.69	14.41	12.74	
		Stride length (m)	5.91	6.20	6.11	6.12	6.10	6.24	5.97	6.27	6.34	6.18	6.41	6.10	
		Stride duration (s)	0.490	0.472	0.470	0.472	0.491	0.481	0.485	0.484	0.462	0.452	0.445	0.479	
		Stride efficiency (%)	54.65	60.09	58.36	58.47	58.17	60.86	55.73	61.39	62.77	59.73	64.29	58.20	
		Stride count	33.82	32.25	32.73	32.69	32.78	32.05	33.49	31.91	31.56	32.35	31.18	426.05	

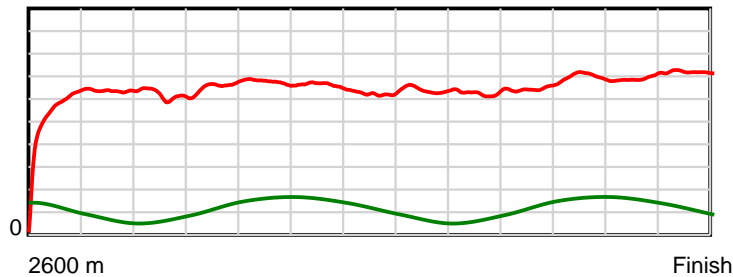
10 m Stride length



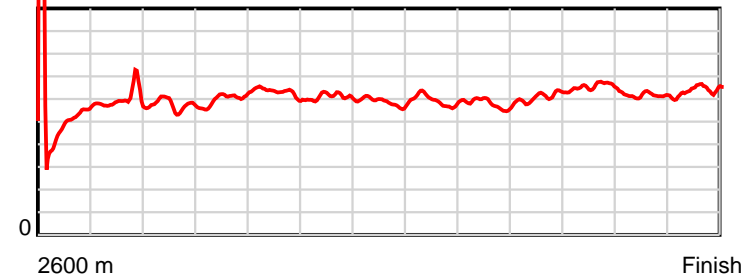
0.5 s Stride duration



20 m/sec Speed



100 % Stride efficiency



Note: Horizontal distance axis grid lines are 200m furlongs.

Disclaimer.

HRNZ and NZMTC and Thoroughbred Ratings Pty Ltd accepts no responsibility for the completeness or accuracy of any of the information contained herein, and makes no representations about its suitability for any particular purpose. Users should make their own judgements about those matters and/or seek independent advice. You assume all risks associated with use of the data provided on this page.



Race Results



March 04, 2018, Race 1, , Distance 2600m, Addington - Survey 3200m

Result	TAB no.	Horse (Barrier)	2600 to	2400m to
2nd	13	Majestic Hurri... (0)	2400m	2200m
		Position in running (margin)	-	5(10.1)
		Sectional time (s)	19.11	15.67
		Cumulative time (s)	204.19	185.08
		Speed (m/s)	10.46	12.76
		Stride length (m)	5.18	5.76
		Stride duration (s)	0.433	0.451
		Stride efficiency (%)	41.92	51.87
		Stride count	38.61	34.71

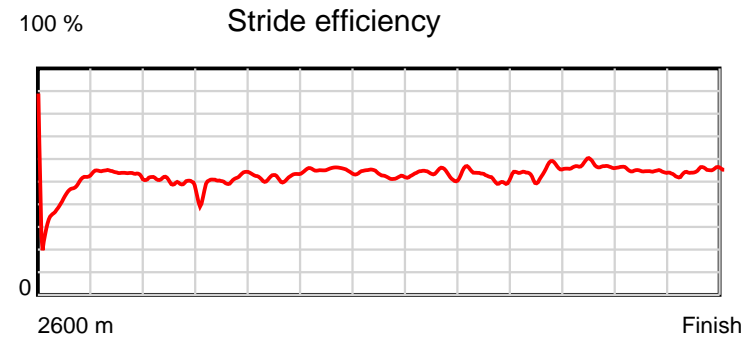
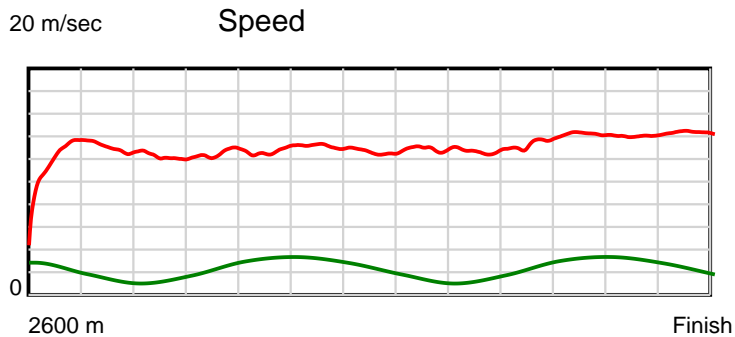
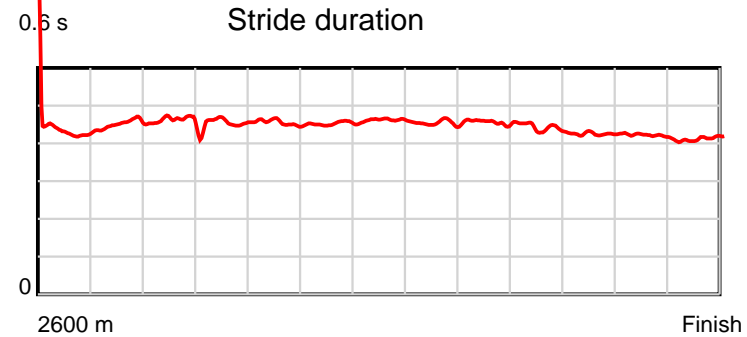
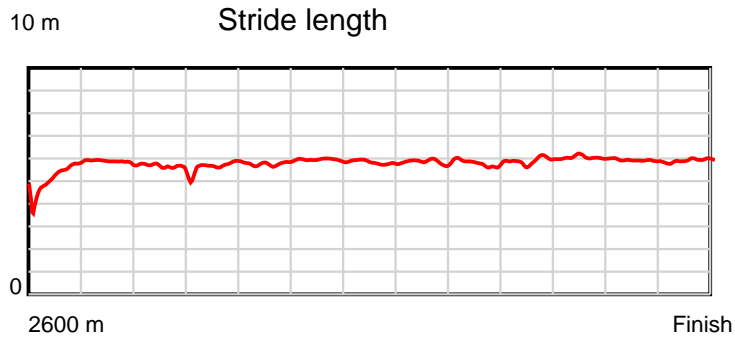
Disclaimer.

HRNZ and NZMTC and Thoroughbred Ratings Pty Ltd accepts no responsibility for the completeness or accuracy of any of the information contained herein, and makes no representations about its suitability for any particular purpose. Users should make their own judgements about those matters and/or seek independent advice. You assume all risks associated with use of the data provided on this page.

Race Results

March 04, 2018, Race 1, , Distance 2600m, Addington - Survey 3200m

Result	TAB no.	Horse (Barrier)	2200m to	2000m to	1800m to	1600m to	1400m to	1200m to	1000m to	800m to	600m to	400m to	200m to	Total or	Margin
2nd	13	Majestic Hurri... (0)	2000m	1800m	1600m	1400m	1200m	1000m	800m	600m	400m	200m	WP	Average	
		Position in running (margin)	5(10.0)	5(9.1)	6(5.6)	6(4.7)	5(5.3)	6(4.2)	6(6.7)	6(5.2)	3(2.2)	2(1.2)	2(0.2)		0.60
		Sectional time (s)	16.49	15.99	16.04	15.53	15.89	15.85	15.98	14.94	14.42	14.44	13.84		
		Cumulative time (s)	169.41	152.92	136.93	120.89	105.36	89.47	73.62	57.64	42.70	28.28	13.84	3:24.19	
		Speed (m/s)	12.13	12.51	12.47	12.88	12.59	12.62	12.52	13.39	13.87	13.85	14.45	12.73	
		Stride length (m)	5.55	5.69	5.67	5.83	5.82	5.73	5.71	5.90	5.90	5.82	5.97	5.73	
		Stride duration (s)	0.458	0.455	0.455	0.453	0.462	0.454	0.456	0.441	0.425	0.420	0.413	0.450	
		Stride efficiency (%)	48.22	50.66	50.30	53.05	52.86	51.29	50.97	54.39	54.33	52.85	55.73	51.24	
		Stride count	36.01	35.12	35.25	34.33	34.39	34.91	35.02	33.90	33.92	34.39	33.49	454.05	



Note: Horizontal distance axis grid lines are 200m furlongs.

Disclaimer.

HRNZ and NZMTC and Thoroughbred Ratings Pty Ltd accepts no responsibility for the completeness or accuracy of any of the information contained herein, and makes no representations about its suitability for any particular purpose. Users should make their own judgements about those matters and/or seek independent advice. You assume all risks associated with use of the data provided on this page.



Race Results



March 04, 2018, Race 1, , Distance 2600m, Addington - Survey 3200m

Result	TAB no.	Horse (Barrier)	2600 to	2400m to
3rd	1	Red Hot Rocket (1)	2400m	2200m
		Position in running (margin)	-	2(1.2)
		Sectional time (s)	17.44	15.90
		Cumulative time (s)	204.84	187.40
		Speed (m/s)	11.47	12.58
		Stride length (m)	5.42	5.79
		Stride duration (s)	0.459	0.461
		Stride efficiency (%)	45.91	52.46
		Stride count	36.90	34.52

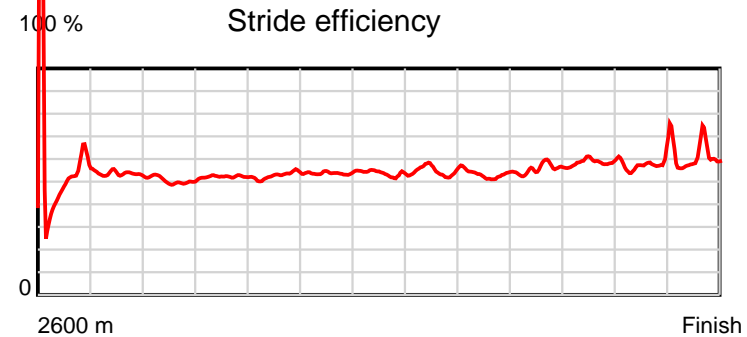
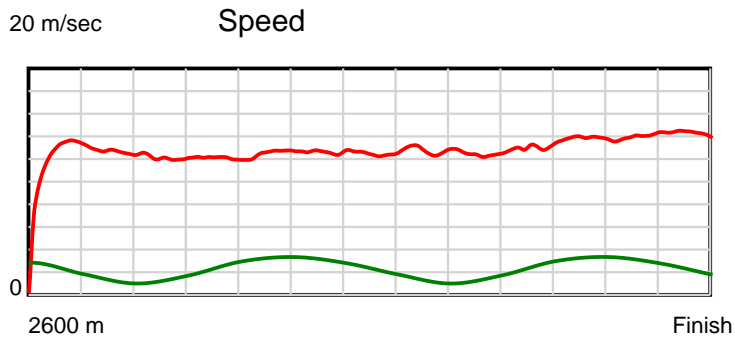
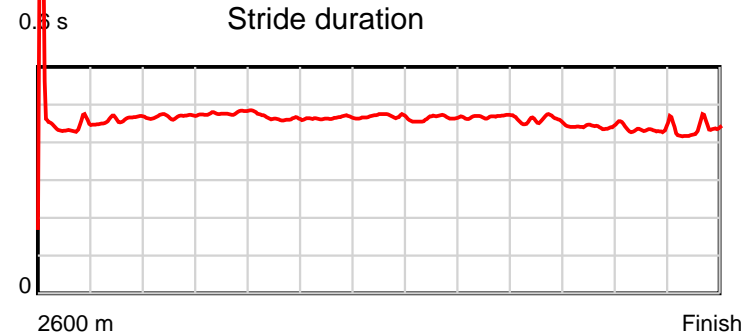
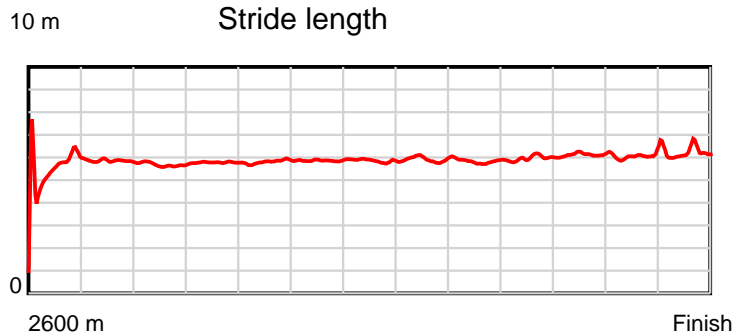
Disclaimer.

HRNZ and NZMTC and Thoroughbred Ratings Pty Ltd accepts no responsibility for the completeness or accuracy of any of the information contained herein, and makes no representations about its suitability for any particular purpose. Users should make their own judgements about those matters and/or seek independent advice. You assume all risks associated with use of the data provided on this page.

Race Results

March 04, 2018, Race 1, , Distance 2600m, Addington - Survey 3200m

Result	TAB no.	Horse (Barrier)	2200m to	2000m to	1800m to	1600m to	1400m to	1200m to	1000m to	800m to	600m to	400m to	200m to	Total or	Margin
3rd	1	Red Hot Rocket (1)	2000m	1800m	1600m	1400m	1200m	1000m	800m	600m	400m	200m	WP	Average	
		Position in running (margin)	2(2.6)	2(2.4)	2(2.0)	3(1.4)	4(3.9)	5(3.6)	4(5.2)	5(4.8)	7(4.5)	5(4.0)	5(3.5)		4.20
		Sectional time (s)	16.63	16.50	16.10	15.84	16.03	15.69	16.17	15.39	14.52	14.52	14.11		
		Cumulative time (s)	171.50	154.87	138.37	122.27	106.43	90.40	74.71	58.54	43.15	28.63	14.11	3:24.84	
		Speed (m/s)	12.03	12.12	12.42	12.63	12.48	12.75	12.37	13.00	13.77	13.77	14.17	12.69	
		Stride length (m)	5.64	5.79	5.77	5.87	5.85	5.91	5.79	5.96	6.10	5.97	6.12	5.84	
		Stride duration (s)	0.469	0.478	0.465	0.465	0.469	0.464	0.468	0.458	0.443	0.433	0.432	0.460	
		Stride efficiency (%)	49.76	52.41	52.11	53.81	53.42	54.67	52.37	55.44	58.11	55.61	58.61	53.29	
		Stride count	35.44	34.53	34.63	34.08	34.21	33.81	34.55	33.58	32.80	33.53	32.66	445.24	



Note: Horizontal distance axis grid lines are 200m furlongs.

Disclaimer.

HRNZ and NZMTC and Thoroughbred Ratings Pty Ltd accepts no responsibility for the completeness or accuracy of any of the information contained herein, and makes no representations about its suitability for any particular purpose. Users should make their own judgements about those matters and/or seek independent advice. You assume all risks associated with use of the data provided on this page.



Race Results



March 04, 2018, Race 1, , Distance 2600m, Addington - Survey 3200m

Result	TAB no.	Horse (Barrier)	2600 to	2400m to
4th	12	Dolly Jones (11)	2400m	2200m
		Position in running (margin)	-	8(28.1)
		Sectional time (s)	22.04	16.28
		Cumulative time (s)	205.05	183.01
		Speed (m/s)	9.07	12.29
		Stride length (m)	4.85	5.98
		Stride duration (s)	0.493	0.486
		Stride efficiency (%)	36.72	55.81
		Stride count	41.26	33.47

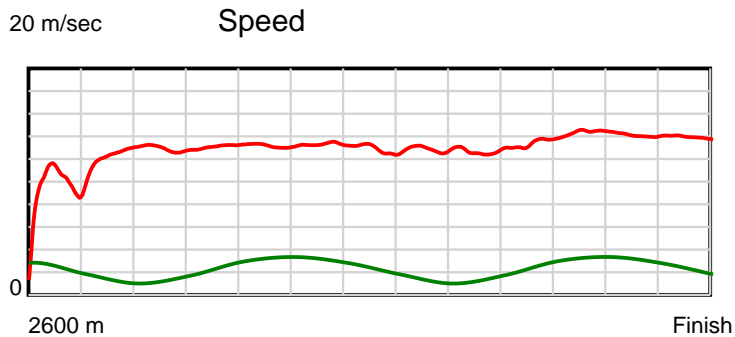
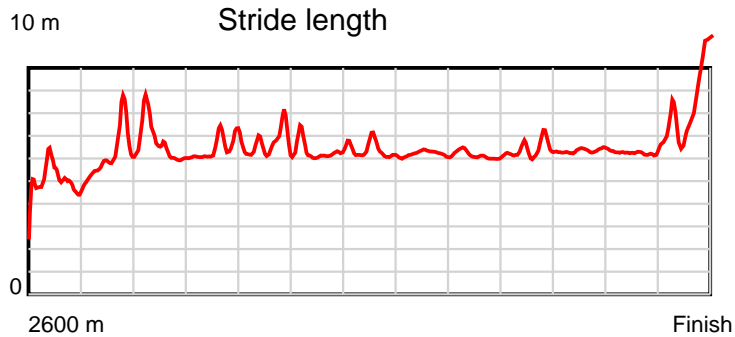
Disclaimer.

HRNZ and NZMTC and Thoroughbred Ratings Pty Ltd accepts no responsibility for the completeness or accuracy of any of the information contained herein, and makes no representations about its suitability for any particular purpose. Users should make their own judgements about those matters and/or seek independent advice. You assume all risks associated with use of the data provided on this page.

Race Results

March 04, 2018, Race 1, , Distance 2600m, Addington - Survey 3200m

Result	TAB no.	Horse (Barrier)	2200m to	2000m to	1800m to	1600m to	1400m to	1200m to	1000m to	800m to	600m to	400m to	200m to	Total or	Margin
4th	12	Dolly Jones (11)	2000m	1800m	1600m	1400m	1200m	1000m	800m	600m	400m	200m	WP	Average	
		Position in running (margin)	8(31.7)	8(25.4)	8(18.0)	8(12.1)	8(9.5)	8(6.3)	8(8.4)	8(7.3)	6(4.4)	4(2.9)	3(2.0)		5.30
		Sectional time (s)	15.59	15.34	15.21	15.01	15.54	15.77	16.07	14.94	14.34	14.45	14.47		
		Cumulative time (s)	166.73	151.14	135.80	120.59	105.58	90.04	74.27	58.20	43.26	28.92	14.47	3:25.05	
		Speed (m/s)	12.83	13.04	13.15	13.32	12.87	12.68	12.45	13.39	13.95	13.84	13.82	12.68	
		Stride length (m)	6.36	6.38	6.47	6.26	6.28	6.12	6.04	6.35	6.16	6.10	8.55	6.22	
		Stride duration (s)	0.496	0.489	0.492	0.470	0.488	0.482	0.485	0.474	0.441	0.441	0.618	0.490	
		Stride efficiency (%)	63.15	63.66	65.51	61.32	61.60	58.48	56.92	62.93	59.21	58.19	114.26	60.39	
		Stride count	31.46	31.34	30.89	31.93	31.86	32.69	33.14	31.52	32.49	32.78	23.39	418.22	



Note: Horizontal distance axis grid lines are 200m furlongs.

Disclaimer.

HRNZ and NZMTC and Thoroughbred Ratings Pty Ltd accepts no responsibility for the completeness or accuracy of any of the information contained herein, and makes no representations about its suitability for any particular purpose. Users should make their own judgements about those matters and/or seek independent advice. You assume all risks associated with use of the data provided on this page.



Race Results



March 04, 2018, Race 1, , Distance 2600m, Addington - Survey 3200m

Result	TAB no.	Horse (Barrier)	2600 to	2400m to
5th	5	I W McNik (5)	2400m	2200m
		Position in running (margin)	-	1(0.0)
		Sectional time (s)	17.19	15.68
		Cumulative time (s)	205.39	188.20
		Speed (m/s)	11.63	12.76
		Stride length (m)	5.38	6.17
		Stride duration (s)	0.452	0.483
		Stride efficiency (%)	45.21	59.43
		Stride count	37.18	32.43

Disclaimer.

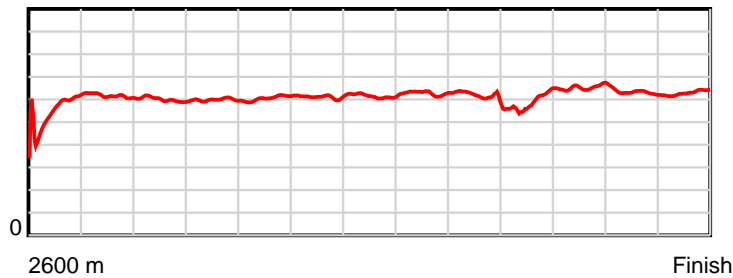
HRNZ and NZMTC and Thoroughbred Ratings Pty Ltd accepts no responsibility for the completeness or accuracy of any of the information contained herein, and makes no representations about its suitability for any particular purpose. Users should make their own judgements about those matters and/or seek independent advice. You assume all risks associated with use of the data provided on this page.

Race Results

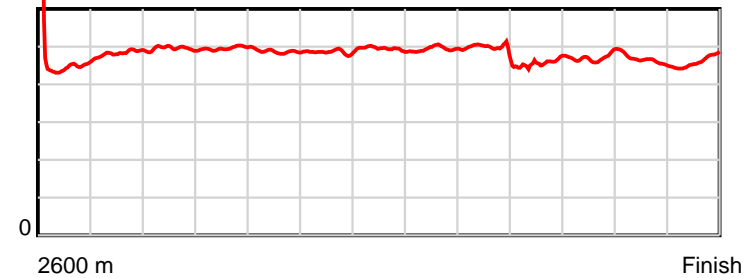
March 04, 2018, Race 1, , Distance 2600m, Addington - Survey 3200m

Result	TAB no.	Horse (Barrier)	2200m to	2000m to	1800m to	1600m to	1400m to	1200m to	1000m to	800m to	600m to	400m to	200m to	Total or	Margin
5th	5	I W McNik (5)	2000m	1800m	1600m	1400m	1200m	1000m	800m	600m	400m	200m	WP	Average	
		Position in running (margin)	1(0.0)	1(0.0)	1(0.0)	2(0.0)	2(1.9)	3(1.6)	3(3.0)	3(2.6)	4(2.4)	3(2.6)	4(2.9)		7.20
		Sectional time (s)	16.66	16.57	16.20	15.75	16.02	15.65	16.17	15.41	14.61	14.66	14.82		
		Cumulative time (s)	172.52	155.86	139.29	123.09	107.34	91.32	75.67	59.50	44.09	29.48	14.82	3:25.39	
		Speed (m/s)	12.00	12.07	12.35	12.70	12.48	12.78	12.37	12.98	13.69	13.64	13.50	12.66	
		Stride length (m)	5.94	5.99	6.01	6.17	6.18	6.31	6.07	5.82	6.46	6.32	6.25	6.07	
		Stride duration (s)	0.495	0.496	0.487	0.486	0.495	0.494	0.491	0.449	0.472	0.464	0.463	0.480	
		Stride efficiency (%)	55.16	56.07	56.50	59.51	59.66	62.18	57.64	52.97	65.14	62.51	60.98	57.58	
		Stride count	33.66	33.39	33.26	32.41	32.37	31.71	32.93	34.35	30.98	31.62	32.02	428.31	

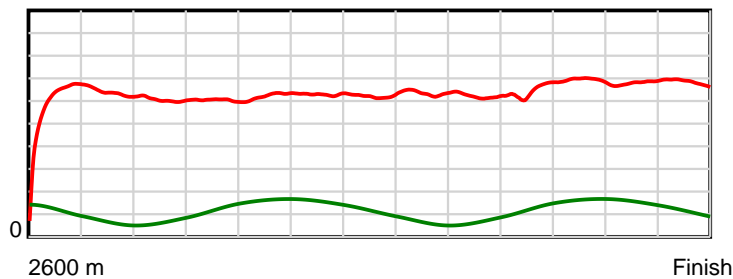
10 m Stride length



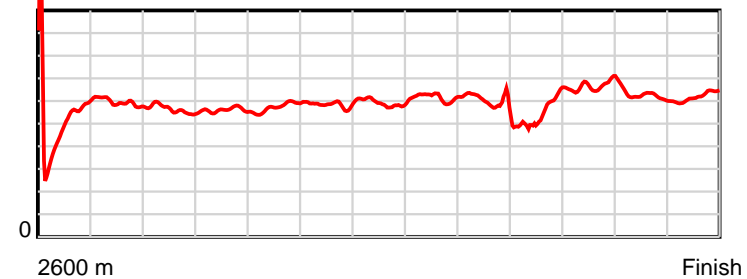
0.6 s Stride duration



20 m/sec Speed



100 % Stride efficiency



Note: Horizontal distance axis grid lines are 200m furlongs.

Disclaimer.

HRNZ and NZMTC and Thoroughbred Ratings Pty Ltd accepts no responsibility for the completeness or accuracy of any of the information contained herein, and makes no representations about its suitability for any particular purpose. Users should make their own judgements about those matters and/or seek independent advice. You assume all risks associated with use of the data provided on this page.



Race Results



March 04, 2018, Race 1, , Distance 2600m, Addington - Survey 3200m

Result	TAB no.	Horse (Barrier)	2600 to	2400m to
6th	8	Grand Princess (7)	2400m	2200m
		Position in running (margin)	-	4(4.3)
		Sectional time (s)	18.04	16.31
		Cumulative time (s)	206.16	188.12
		Speed (m/s)	11.09	12.26
		Stride length (m)	5.05	5.50
		Stride duration (s)	0.448	0.448
		Stride efficiency (%)	39.88	47.23
		Stride count	39.59	36.38

Disclaimer.

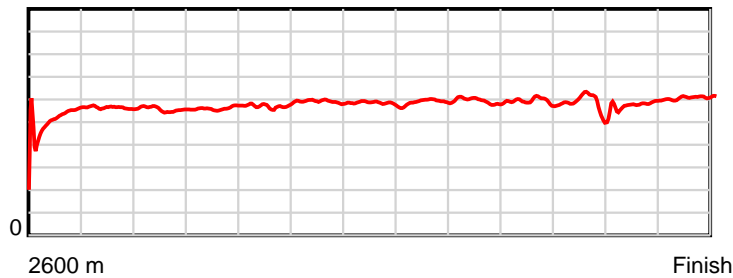
HRNZ and NZMTC and Thoroughbred Ratings Pty Ltd accepts no responsibility for the completeness or accuracy of any of the information contained herein, and makes no representations about its suitability for any particular purpose. Users should make their own judgements about those matters and/or seek independent advice. You assume all risks associated with use of the data provided on this page.

Race Results

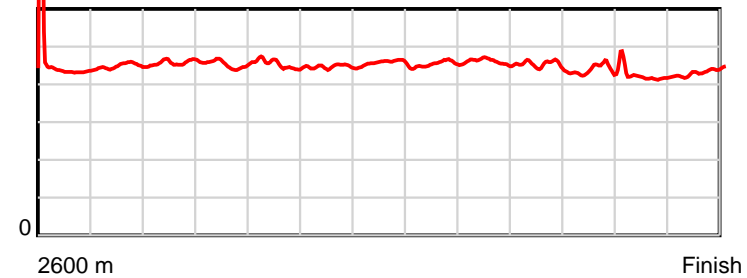
March 04, 2018, Race 1, , Distance 2600m, Addington - Survey 3200m

Result	TAB no.	Horse (Barrier)	2200m to	2000m to	1800m to	1600m to	1400m to	1200m to	1000m to	800m to	600m to	400m to	200m to	Total or	Margin
6th	8	Grand Princess (7)	2000m	1800m	1600m	1400m	1200m	1000m	800m	600m	400m	200m	WP	Average	
		Position in running (margin)	4(8.0)	4(8.1)	4(4.7)	5(3.8)	3(3.5)	4(2.0)	5(5.6)	4(4.4)	5(3.2)	7(8.9)	6(8.3)		11.50
		Sectional time (s)	16.66	16.01	16.04	15.39	15.83	16.00	16.06	15.23	15.55	14.51	14.53		
		Cumulative time (s)	171.81	155.15	139.14	123.10	107.71	91.88	75.88	59.82	44.59	29.04	14.53	3:26.16	
		Speed (m/s)	12.00	12.49	12.47	13.00	12.63	12.50	12.45	13.13	12.86	13.78	13.76	12.61	
		Stride length (m)	5.50	5.66	5.64	5.79	5.78	5.68	5.73	5.91	5.67	5.76	5.97	5.66	
		Stride duration (s)	0.458	0.453	0.452	0.446	0.457	0.454	0.460	0.450	0.440	0.418	0.434	0.448	
		Stride efficiency (%)	47.23	50.12	49.72	52.44	52.15	50.35	51.27	54.59	50.17	51.91	55.72	49.97	
		Stride count	36.38	35.32	35.46	34.52	34.62	35.24	34.92	33.84	35.30	34.70	33.49	459.76	

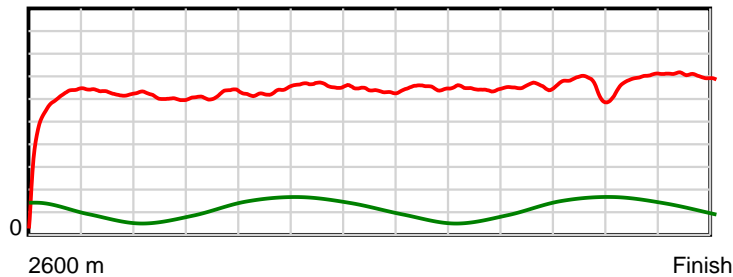
10 m Stride length



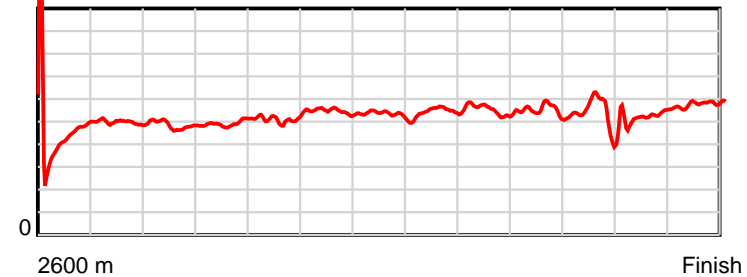
0.5 s Stride duration



20 m/sec Speed



100 % Stride efficiency



Note: Horizontal distance axis grid lines are 200m furlongs.

Disclaimer.

HRNZ and NZMTC and Thoroughbred Ratings Pty Ltd accepts no responsibility for the completeness or accuracy of any of the information contained herein, and makes no representations about its suitability for any particular purpose. Users should make their own judgements about those matters and/or seek independent advice. You assume all risks associated with use of the data provided on this page.



Race Results



March 04, 2018, Race 1, , Distance 2600m, Addington - Survey 3200m

Result	TAB no.	Horse (Barrier)	2600 to	2400m to
7th	3	Lone Star Lad (3)	2400m	2200m
		Position in running (margin)	-	3(3.2)
		Sectional time (s)	17.75	15.98
		Cumulative time (s)	207.26	189.51
		Speed (m/s)	11.27	12.52
		Stride length (m)	5.34	6.18
		Stride duration (s)	0.460	0.493
		Stride efficiency (%)	44.48	59.63
		Stride count	37.49	32.38

Disclaimer.

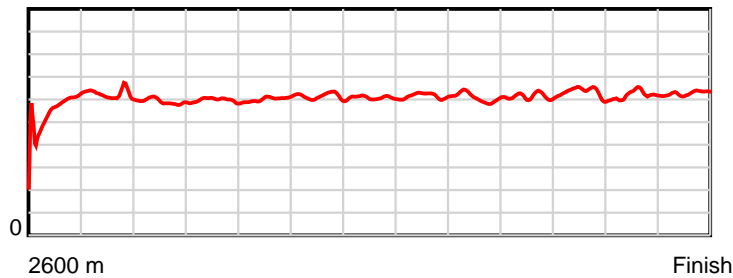
HRNZ and NZMTC and Thoroughbred Ratings Pty Ltd accepts no responsibility for the completeness or accuracy of any of the information contained herein, and makes no representations about its suitability for any particular purpose. Users should make their own judgements about those matters and/or seek independent advice. You assume all risks associated with use of the data provided on this page.

Race Results

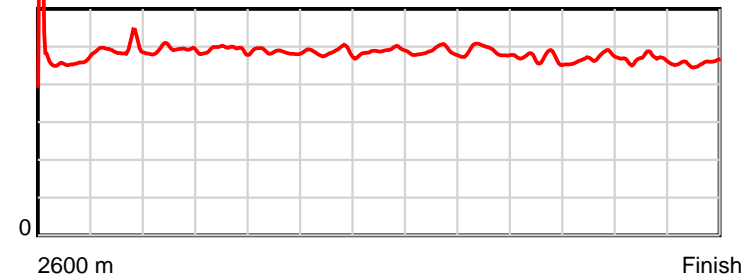
March 04, 2018, Race 1, , Distance 2600m, Addington - Survey 3200m

Result	TAB no.	Horse (Barrier)	2200m to	2000m to	1800m to	1600m to	1400m to	1200m to	1000m to	800m to	600m to	400m to	200m to	Total or	Margin
7th	3	Lone Star Lad (3)	2000m	1800m	1600m	1400m	1200m	1000m	800m	600m	400m	200m	WP	Average	
		Position in running (margin)	3(5.0)	3(4.7)	3(4.1)	4(3.3)	6(5.9)	7(5.9)	7(8.0)	7(7.0)	8(6.7)	8(10.1)	7(14.3)		17.60
		Sectional time (s)	16.60	16.47	16.07	15.86	16.08	15.76	16.08	15.37	15.17	15.30	14.77		
		Cumulative time (s)	173.53	156.93	140.46	124.39	108.53	92.45	76.69	60.61	45.24	30.07	14.77	3:27.26	
		Speed (m/s)	12.05	12.14	12.45	12.61	12.44	12.69	12.44	13.01	13.18	13.07	13.54	12.54	
		Stride length (m)	5.93	5.98	6.06	6.12	6.09	6.18	6.08	6.11	6.19	6.10	6.19	6.03	
		Stride duration (s)	0.492	0.492	0.487	0.486	0.489	0.487	0.489	0.470	0.470	0.467	0.457	0.481	
		Stride efficiency (%)	55.01	55.81	57.33	58.57	57.87	59.68	57.83	58.31	59.92	58.22	59.94	56.88	
		Stride count	33.71	33.47	33.02	32.67	32.86	32.36	32.88	32.74	32.30	32.77	32.29	430.94	

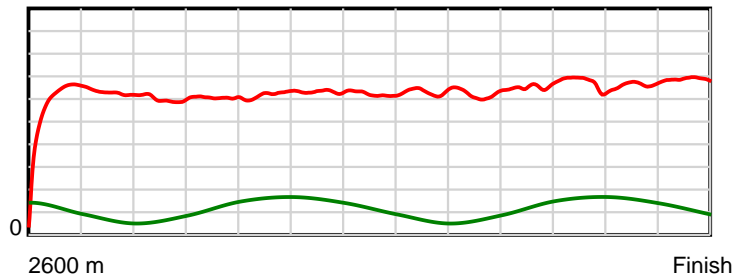
10 m Stride length



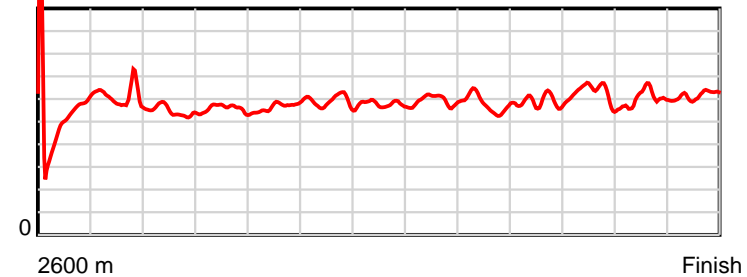
0.5 s Stride duration



20 m/sec Speed



100 % Stride efficiency



Note: Horizontal distance axis grid lines are 200m furlongs.

Disclaimer.

HRNZ and NZMTC and Thoroughbred Ratings Pty Ltd accepts no responsibility for the completeness or accuracy of any of the information contained herein, and makes no representations about its suitability for any particular purpose. Users should make their own judgements about those matters and/or seek independent advice. You assume all risks associated with use of the data provided on this page.



Race Results



March 04, 2018, Race 1, , Distance 2600m, Addington - Survey 3200m

Result	TAB no.	Horse (Barrier)	2600 to	2400m to
8th	6	Girls Let Loos... (6)	2400m	2200m
		Position in running (margin)	-	6(11.1)
		Sectional time (s)	19.18	15.81
		Cumulative time (s)	207.68	188.50
		Speed (m/s)	10.43	12.65
		Stride length (m)	5.44	6.05
		Stride duration (s)	0.491	0.479
		Stride efficiency (%)	46.27	57.29
		Stride count	36.76	33.03

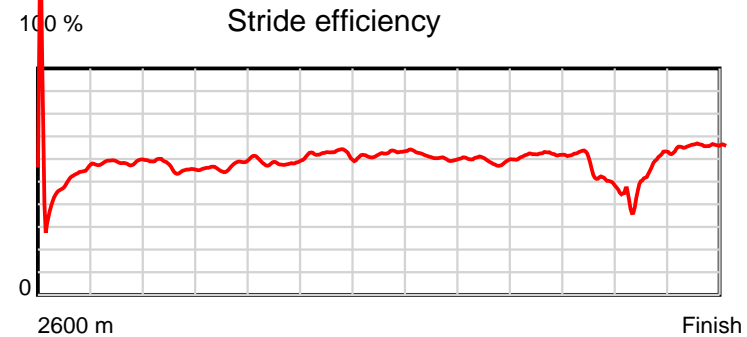
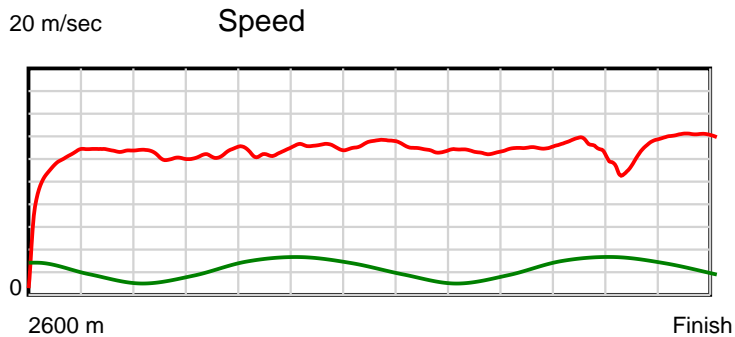
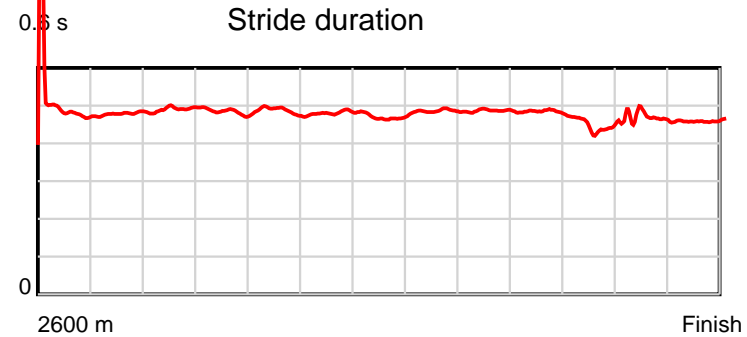
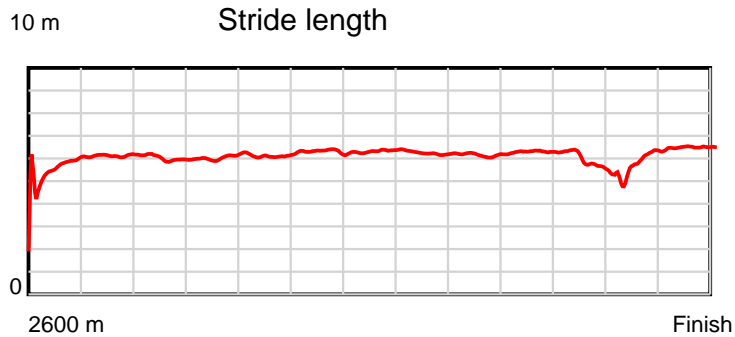
Disclaimer.

HRNZ and NZMTC and Thoroughbred Ratings Pty Ltd accepts no responsibility for the completeness or accuracy of any of the information contained herein, and makes no representations about its suitability for any particular purpose. Users should make their own judgements about those matters and/or seek independent advice. You assume all risks associated with use of the data provided on this page.

Race Results

March 04, 2018, Race 1, , Distance 2600m, Addington - Survey 3200m

Result	TAB no.	Horse (Barrier)	2200m to	2000m to	1800m to	1600m to	1400m to	1200m to	1000m to	800m to	600m to	400m to	200m to	Total or	Margin
8th	6	Girls Let Loos... (6)	2000m	1800m	1600m	1400m	1200m	1000m	800m	600m	400m	200m	WP	Average	
		Position in running (margin)	6(11.9)	6(11.6)	7(8.0)	7(7.9)	7(7.3)	2(0.2)	2(1.9)	2(1.4)	2(1.0)	6(6.8)	8(19.7)		19.90
		Sectional time (s)	16.60	15.96	16.19	15.33	14.89	15.70	16.16	15.36	15.57	16.75	14.18		
		Cumulative time (s)	172.69	156.09	140.13	123.94	108.61	93.72	78.02	61.86	46.50	30.93	14.18	3:27.68	
		Speed (m/s)	12.05	12.53	12.35	13.05	13.43	12.74	12.38	13.02	12.85	11.94	14.10	12.52	
		Stride length (m)	5.91	6.06	6.01	6.27	6.31	6.19	6.01	6.30	5.71	5.58	6.49	6.01	
		Stride duration (s)	0.490	0.484	0.486	0.481	0.470	0.486	0.486	0.484	0.444	0.467	0.460	0.480	
		Stride efficiency (%)	54.52	57.46	56.40	61.51	62.32	59.85	56.52	61.98	50.90	48.67	65.78	56.47	
		Stride count	33.86	32.98	33.29	31.88	31.67	32.32	33.25	31.76	35.04	35.84	30.83	432.51	



Note: Horizontal distance axis grid lines are 200m furlongs.

Disclaimer.

HRNZ and NZMTC and Thoroughbred Ratings Pty Ltd accepts no responsibility for the completeness or accuracy of any of the information contained herein, and makes no representations about its suitability for any particular purpose. Users should make their own judgements about those matters and/or seek independent advice. You assume all risks associated with use of the data provided on this page.



Race Results



March 04, 2018, Race 1, , Distance 2600m, Addington - Survey 3200m

Result	TAB no.	Horse (Barrier)	2600 to	2400m to
9th	2	Rites Of Zhou (2)	2400m	2200m
		Position in running (margin)	-	10(40.2)
		Sectional time (s)	24.04	16.70
		Cumulative time (s)	209.69	185.65
		Speed (m/s)	8.32	11.98
		Stride length (m)	4.27	5.88
		Stride duration (s)	0.485	0.491
		Stride efficiency (%)	28.47	53.99
		Stride count	46.86	34.03

Disclaimer.

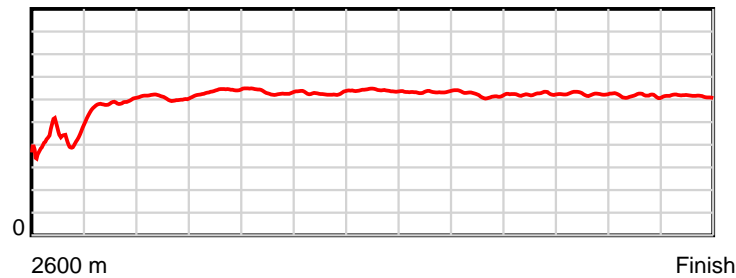
HRNZ and NZMTC and Thoroughbred Ratings Pty Ltd accepts no responsibility for the completeness or accuracy of any of the information contained herein, and makes no representations about its suitability for any particular purpose. Users should make their own judgements about those matters and/or seek independent advice. You assume all risks associated with use of the data provided on this page.

Race Results

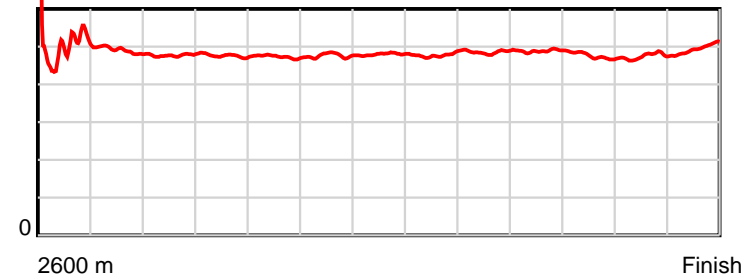
March 04, 2018, Race 1, , Distance 2600m, Addington - Survey 3200m

Result	TAB no.	Horse (Barrier)	2200m to	2000m to	1800m to	1600m to	1400m to	1200m to	1000m to	800m to	600m to	400m to	200m to	Total or	Margin
9th	2	Rites Of Zhou (2)	2000m	1800m	1600m	1400m	1200m	1000m	800m	600m	400m	200m	WP	Average	
		Position in running (margin)	9(46.3)	9(40.5)	9(30.7)	9(23.9)	9(22.3)	9(15.3)	9(12.8)	9(9.6)	9(11.1)	9(15.1)	9(19.8)		31.10
		Sectional time (s)	15.69	14.93	15.06	15.17	14.91	14.99	15.71	15.68	15.26	15.40	16.15		
		Cumulative time (s)	168.95	153.26	138.33	123.27	108.10	93.19	78.20	62.49	46.81	31.55	16.15	3:29.69	
		Speed (m/s)	12.75	13.40	13.28	13.18	13.41	13.34	12.73	12.76	13.11	12.99	12.38	12.40	
		Stride length (m)	6.08	6.38	6.28	6.28	6.44	6.37	6.19	6.23	6.23	6.17	6.14	6.01	
		Stride duration (s)	0.477	0.476	0.473	0.476	0.480	0.477	0.486	0.488	0.475	0.475	0.496	0.484	
		Stride efficiency (%)	57.85	63.51	61.58	61.59	64.76	63.40	59.80	60.62	60.60	59.46	58.90	56.37	
		Stride count	32.87	31.37	31.86	31.86	31.07	31.40	32.33	32.11	32.12	32.42	32.58	432.88	

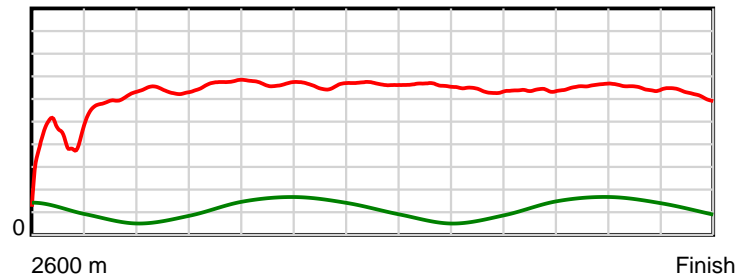
10 m Stride length



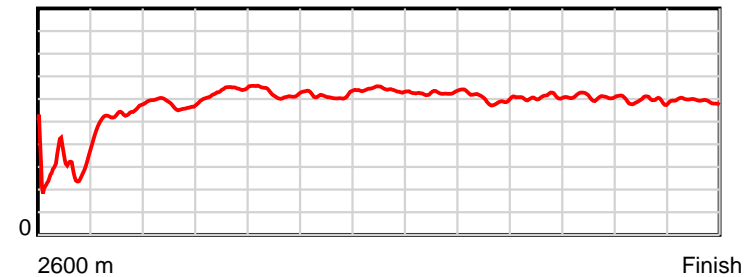
0.6 s Stride duration



20 m/sec Speed



100 % Stride efficiency



Note: Horizontal distance axis grid lines are 200m furlongs.

Disclaimer.

HRNZ and NZMTC and Thoroughbred Ratings Pty Ltd accepts no responsibility for the completeness or accuracy of any of the information contained herein, and makes no representations about its suitability for any particular purpose. Users should make their own judgements about those matters and/or seek independent advice. You assume all risks associated with use of the data provided on this page.



Race Results



March 04, 2018, Race 1, , Distance 2600m, Addington - Survey 3200m

Result	TAB no.	Horse (Barrier)	2600 to	2400m to
10th	4	Astound (4)	2400m	2200m
		Position in running (margin)	-	12(45.0)
		Sectional time (s)	25.02	16.67
		Cumulative time (s)	216.06	191.04
		Speed (m/s)	7.99	12.00
		Stride length (m)	4.00	5.80
		Stride duration (s)	0.489	0.484
		Stride efficiency (%)	24.96	52.62
		Stride count	50.04	34.47

Disclaimer.

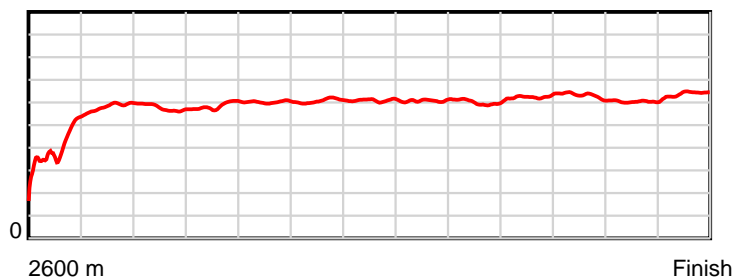
HRNZ and NZMTC and Thoroughbred Ratings Pty Ltd accepts no responsibility for the completeness or accuracy of any of the information contained herein, and makes no representations about its suitability for any particular purpose. Users should make their own judgements about those matters and/or seek independent advice. You assume all risks associated with use of the data provided on this page.

Race Results

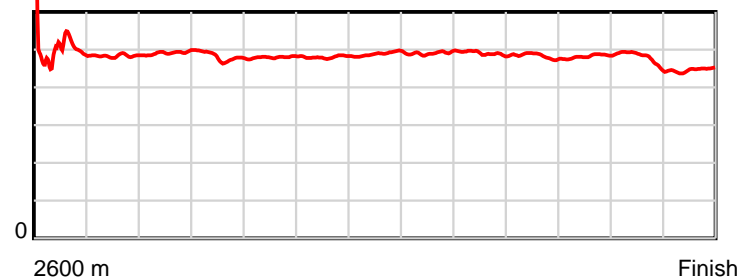
March 04, 2018, Race 1, , Distance 2600m, Addington - Survey 3200m

Result	TAB no.	Horse (Barrier)	2200m to	2000m to	1800m to	1600m to	1400m to	1200m to	1000m to	800m to	600m to	400m to	200m to	Total or	Margin
10th	4	Astound (4)	2000m	1800m	1600m	1400m	1200m	1000m	800m	600m	400m	200m	WP	Average	
		Position in running (margin)	10(50.9)	10(53.4)	11(52.6)	11(51.1)	11(53.9)	11(53.6)	11(58.9)	11(59.2)	11(59.5)	11(63.8)	11(71.0)		66.50
		Sectional time (s)	17.07	16.43	15.94	15.89	16.02	16.30	16.31	15.47	15.32	15.80	13.82		
		Cumulative time (s)	174.37	157.30	140.87	124.93	109.04	93.02	76.72	60.41	44.94	29.62	13.82	3:36.06	
		Speed (m/s)	11.72	12.17	12.55	12.59	12.48	12.27	12.26	12.93	13.05	12.66	14.47	12.03	
		Stride length (m)	5.76	5.86	6.02	6.05	6.11	6.02	6.01	6.24	6.30	6.04	6.47	5.82	
		Stride duration (s)	0.492	0.481	0.480	0.480	0.489	0.491	0.490	0.483	0.483	0.477	0.447	0.484	
		Stride efficiency (%)	51.85	53.62	56.59	57.10	58.25	56.72	56.39	60.94	62.04	56.99	65.41	52.93	
		Stride count	34.72	34.14	33.24	33.08	32.76	33.20	33.29	32.03	31.74	33.12	30.91	446.74	

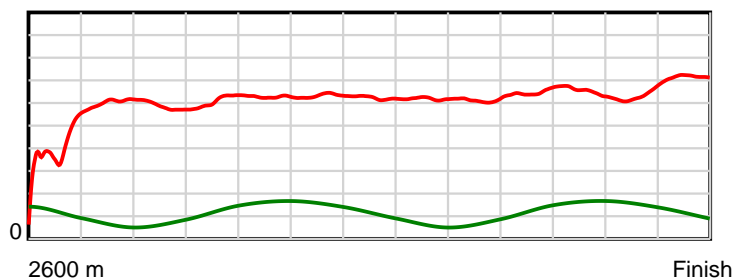
10 m Stride length



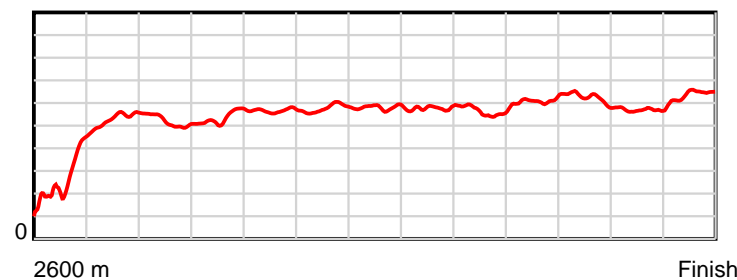
0.6 s Stride duration



20 m/sec Speed



100 % Stride efficiency



Note: Horizontal distance axis grid lines are 200m furlongs.

Disclaimer.

HRNZ and NZMTC and Thoroughbred Ratings Pty Ltd accepts no responsibility for the completeness or accuracy of any of the information contained herein, and makes no representations about its suitability for any particular purpose. Users should make their own judgements about those matters and/or seek independent advice. You assume all risks associated with use of the data provided on this page.



Race Results



March 04, 2018, Race 1, , Distance 2600m, Addington - Survey 3200m

Result	TAB no.	Horse (Barrier)	2600 to	2400m to
11th	10	Kiitos (9)	2400m	2200m
		Position in running (margin)	-	11(42.0)
		Sectional time (s)	24.44	19.47
		Cumulative time (s)	216.40	191.96
		Speed (m/s)	8.18	10.27
		Stride length (m)	3.95	4.75
		Stride duration (s)	0.467	0.463
		Stride efficiency (%)	24.38	35.33
		Stride count	50.64	42.06

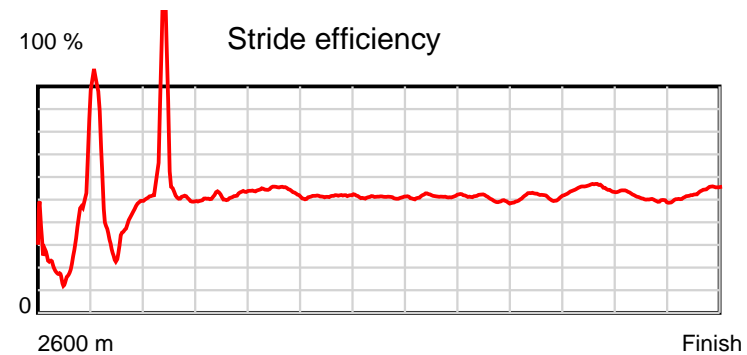
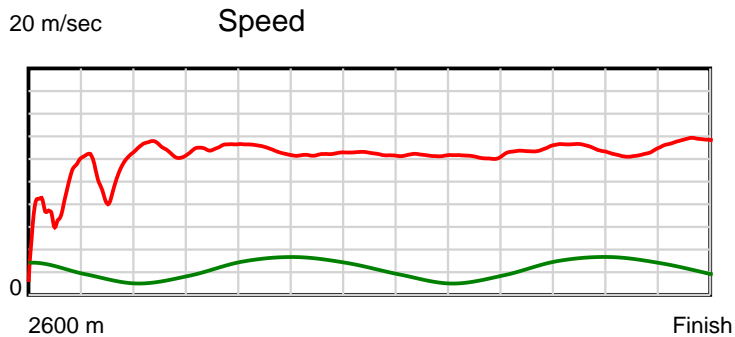
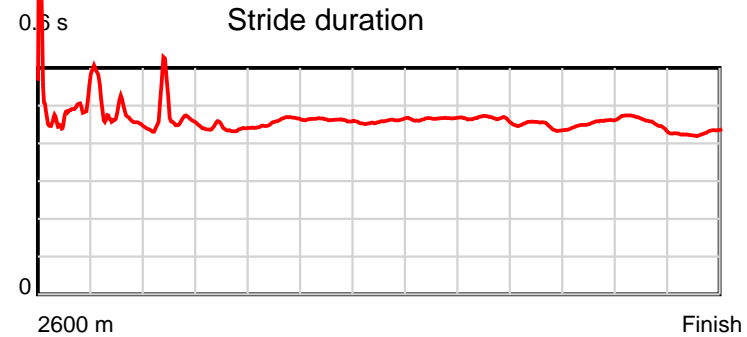
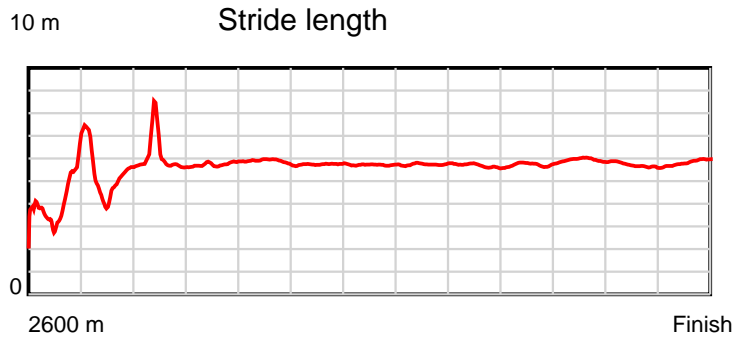
Disclaimer.

HRNZ and NZMTC and Thoroughbred Ratings Pty Ltd accepts no responsibility for the completeness or accuracy of any of the information contained herein, and makes no representations about its suitability for any particular purpose. Users should make their own judgements about those matters and/or seek independent advice. You assume all risks associated with use of the data provided on this page.

Race Results

March 04, 2018, Race 1, , Distance 2600m, Addington - Survey 3200m

Result	TAB no.	Horse (Barrier)	2200m to	2000m to	1800m to	1600m to	1400m to	1200m to	1000m to	800m to	600m to	400m to	200m to	Total or	Margin
11th	10	Kiitos (9)	2000m	1800m	1600m	1400m	1200m	1000m	800m	600m	400m	200m	WP	Average	
		Position in running (margin)	12(64.7)	11(59.4)	10(51.4)	10(48.4)	10(52.0)	10(51.9)	10(56.5)	10(57.0)	10(57.3)	10(62.0)	10(69.3)		68.40
		Sectional time (s)	15.76	15.24	15.69	16.03	16.07	16.18	16.33	15.48	15.38	15.82	14.51		
		Cumulative time (s)	172.49	156.73	141.49	125.80	109.77	93.70	77.52	61.19	45.71	30.33	14.51	3:36.40	
		Speed (m/s)	12.69	13.12	12.75	12.48	12.45	12.36	12.25	12.92	13.00	12.64	13.78	12.01	
		Stride length (m)	5.79	5.77	5.85	5.76	5.72	5.75	5.68	5.77	5.93	5.74	5.90	5.50	
		Stride duration (s)	0.456	0.440	0.459	0.461	0.459	0.465	0.464	0.447	0.456	0.454	0.428	0.458	
		Stride efficiency (%)	52.42	52.02	53.45	51.81	51.05	51.69	50.47	52.03	54.94	51.51	54.44	47.24	
		Stride count	34.53	34.66	34.20	34.73	34.99	34.78	35.19	34.66	33.73	34.84	33.88	472.89	



Note: Horizontal distance axis grid lines are 200m furlongs.

Disclaimer.

HRNZ and NZMTC and Thoroughbred Ratings Pty Ltd accepts no responsibility for the completeness or accuracy of any of the information contained herein, and makes no representations about its suitability for any particular purpose. Users should make their own judgements about those matters and/or seek independent advice. You assume all risks associated with use of the data provided on this page.



Race Results



March 04, 2018, Race 1, , Distance 2600m, Addington - Survey 3200m

Result	TAB no.	Horse (Barrier)	2600 to	2400m to
12th	11	Ideal Invasion (10)	2400m	2200m
		Position in running (margin)	-	9(34.3)
		Sectional time (s)	23.06	20.31
		Cumulative time (s)	217.91	194.85
		Speed (m/s)	8.67	9.85
		Stride length (m)	4.15	4.74
		Stride duration (s)	0.479	0.482
		Stride efficiency (%)	26.93	35.17
		Stride count	48.17	42.16

Disclaimer.

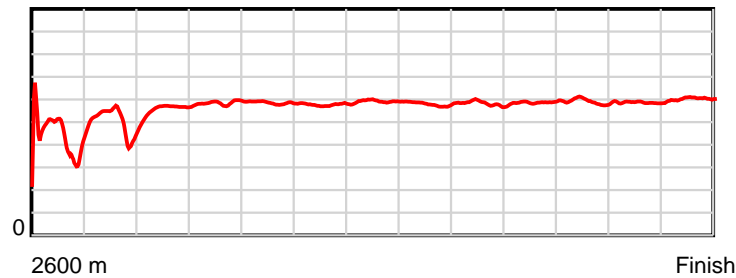
HRNZ and NZMTC and Thoroughbred Ratings Pty Ltd accepts no responsibility for the completeness or accuracy of any of the information contained herein, and makes no representations about its suitability for any particular purpose. Users should make their own judgements about those matters and/or seek independent advice. You assume all risks associated with use of the data provided on this page.

Race Results

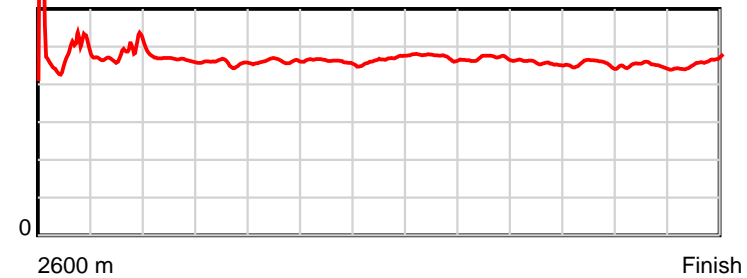
March 04, 2018, Race 1, , Distance 2600m, Addington - Survey 3200m

Result	TAB no.	Horse (Barrier)	2200m to	2000m to	1800m to	1600m to	1400m to	1200m to	1000m to	800m to	600m to	400m to	200m to	Total or	Margin
12th	11	Ideal Invasion (10)	2000m	1800m	1600m	1400m	1200m	1000m	800m	600m	400m	200m	WP	Average	
		Position in running (margin)	11(62.1)	12(64.1)	12(58.2)	12(55.9)	12(57.8)	12(56.4)	12(61.6)	12(62.1)	12(63.4)	12(69.2)	12(73.6)		76.70
		Sectional time (s)	16.97	15.59	15.82	15.74	15.85	16.28	16.32	15.66	15.56	15.33	15.42		
		Cumulative time (s)	174.54	157.57	141.98	126.16	110.42	94.57	78.29	61.97	46.31	30.75	15.42	3:37.91	
		Speed (m/s)	11.79	12.83	12.64	12.71	12.62	12.29	12.25	12.77	12.85	13.05	12.97	11.93	
		Stride length (m)	5.49	5.86	5.83	5.85	5.89	5.81	5.75	5.83	5.84	5.86	5.94	5.55	
		Stride duration (s)	0.466	0.457	0.461	0.460	0.467	0.473	0.469	0.456	0.454	0.449	0.458	0.465	
		Stride efficiency (%)	47.11	53.73	53.19	53.47	54.20	52.74	51.58	53.09	53.24	53.68	55.20	48.05	
		Stride count	36.43	34.11	34.28	34.19	33.96	34.43	34.81	34.31	34.26	34.12	33.65	468.88	

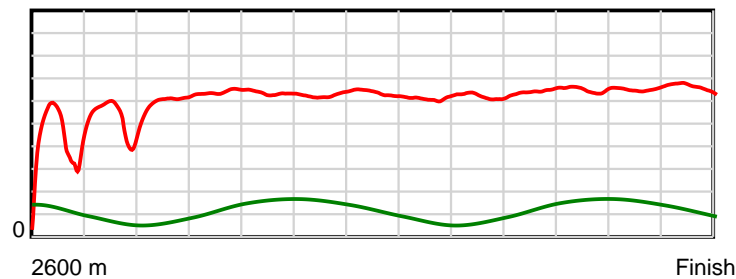
10 m Stride length



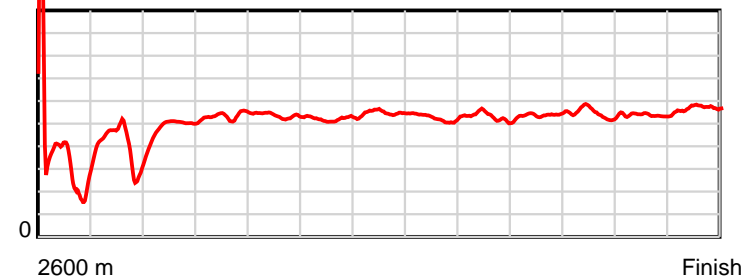
0.5 s Stride duration



20 m/sec Speed



100 % Stride efficiency



Note: Horizontal distance axis grid lines are 200m furlongs.

Disclaimer.

HRNZ and NZMTC and Thoroughbred Ratings Pty Ltd accepts no responsibility for the completeness or accuracy of any of the information contained herein, and makes no representations about its suitability for any particular purpose. Users should make their own judgements about those matters and/or seek independent advice. You assume all risks associated with use of the data provided on this page.