



Race Results

Cheviot Harness Racing Club Inc, HRNZ, March 04, 2018

Compilation date: March 4, 2018, 3:04:15 PM (NZDT)

Copyright © 2018 HRNZ and NZMTC. All rights reserved.

Trademarks.

StrideMASTER is a registered trademark of Thoroughbred Ratings Pty Ltd.

Disclaimer.

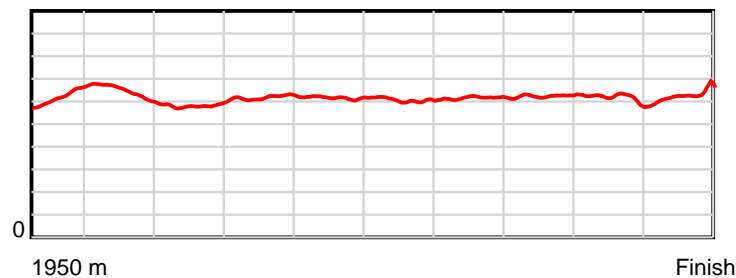
HRNZ and NZMTC and Thoroughbred Ratings Pty Ltd accepts no responsibility for the completeness or accuracy of any of the information contained herein, and makes no representations about its suitability for any particular purpose. Users should make their own judgements about those matters and/or seek independent advice. You assume all risks associated with use of the data provided on this page.

Race Results

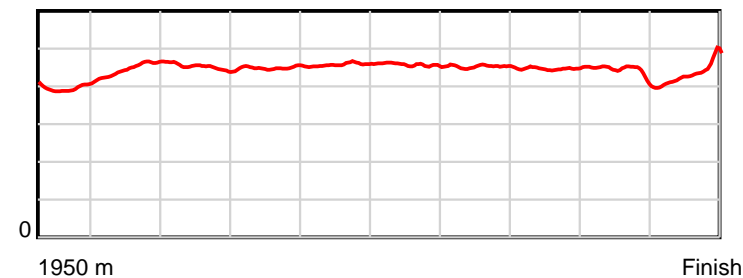
March 04, 2018, Race 4, DURABLE COMMITTEEMAN PETER DRAKE 80TH BIRTHDAY MOB PACE, Distance 1950m, Addington - Survey 1950m

Result	TAB no.	Horse (Barrier)	1950 to	1800m to	1600m to	1400m to	1200m to	1000m to	800m to	600m to	400m to	200m to	Total or	Margin
1st	9	Bettor's Heart (9)	1800m	1600m	1400m	1200m	1000m	800m	600m	400m	200m	WP	Average	
		Position in running (margin)	-	1(0.0)	1(0.0)	3(2.6)	3(2.2)	3(1.6)	3(1.9)	3(2.0)	4(1.8)	4(1.5)		0.00
		Sectional time (s)	9.50	14.21	15.52	14.46	14.82	15.10	14.69	14.50	14.35	14.07		
		Cumulative time (s)	141.22	131.72	117.51	101.99	87.53	72.71	57.61	42.92	28.42	14.07	2:21.22	
		Speed (m/s)	15.79	14.07	12.89	13.83	13.50	13.25	13.61	13.79	13.94	14.21	13.81	
		Stride length (m)	6.24	6.31	5.81	6.22	6.17	6.05	6.16	6.16	6.12	6.20	6.14	
		Stride duration (s)	0.395	0.448	0.451	0.450	0.457	0.457	0.453	0.446	0.439	0.436	0.445	
		Stride efficiency (%)	60.87	62.25	52.81	60.47	59.55	57.14	59.35	59.24	58.54	60.13	58.91	
		Stride count	24.03	31.69	34.40	32.15	32.40	33.07	32.45	32.48	32.68	32.24	317.59	

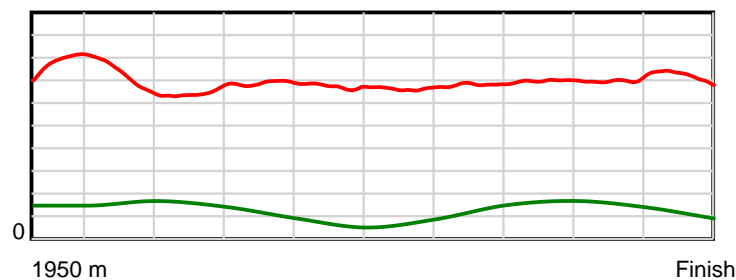
10 m Stride length



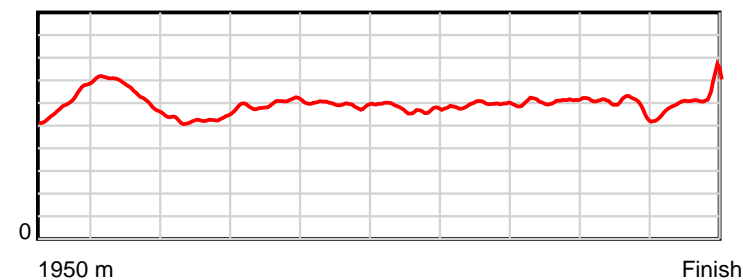
0.6 s Stride duration



20 m/sec Speed



100 % Stride efficiency



Note: Horizontal distance axis grid lines are 200m furlongs.

Disclaimer.

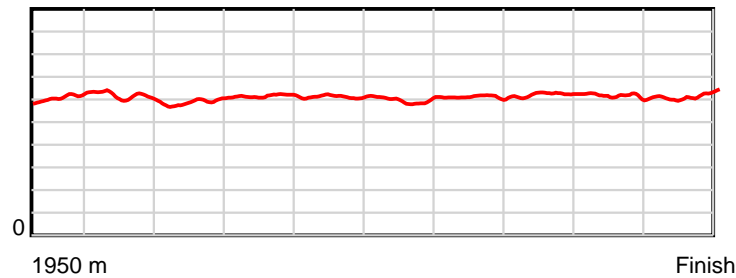
HRNZ and NZMTC and Thoroughbred Ratings Pty Ltd accepts no responsibility for the completeness or accuracy of any of the information contained herein, and makes no representations about its suitability for any particular purpose. Users should make their own judgements about those matters and/or seek independent advice. You assume all risks associated with use of the data provided on this page.

Race Results

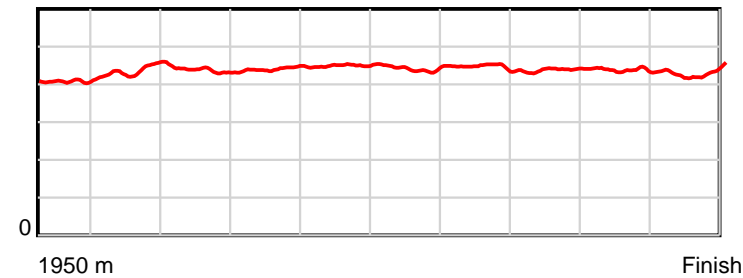
March 04, 2018, Race 4, DURABLE COMMITTEEMAN PETER DRAKE 80TH BIRTHDAY MOB PACE, Distance 1950m, Addington - Survey 1950m

Result	TAB no.	Horse (Barrier)	1950 to	1800m to	1600m to	1400m to	1200m to	1000m to	800m to	600m to	400m to	200m to	Total or	Margin
2nd	2	Miss You (2)	1800m	1600m	1400m	1200m	1000m	800m	600m	400m	200m	WP	Average	
		Position in running (margin)	-	7(3.5)	7(4.8)	5(4.3)	4(3.1)	4(2.5)	4(3.2)	5(2.9)	5(1.9)	5(1.6)		1.00
		Sectional time (s)	10.22	14.43	15.02	14.32	14.81	15.16	14.64	14.37	14.34	14.11		
		Cumulative time (s)	141.42	131.20	116.77	101.75	87.43	72.62	57.46	42.82	28.45	14.11	2:21.42	
		Speed (m/s)	14.67	13.86	13.32	13.97	13.50	13.19	13.66	13.92	13.95	14.17	13.79	
		Stride length (m)	6.12	6.06	5.83	6.16	6.07	5.83	6.10	6.10	6.10	6.12	6.04	
		Stride duration (s)	0.408	0.437	0.438	0.441	0.449	0.442	0.446	0.438	0.437	0.432	0.438	
		Stride efficiency (%)	58.52	57.32	53.12	59.23	57.48	53.14	58.14	58.08	58.21	58.54	57.08	
		Stride count	24.51	33.02	34.30	32.49	32.98	34.30	32.79	32.81	32.77	32.68	322.65	

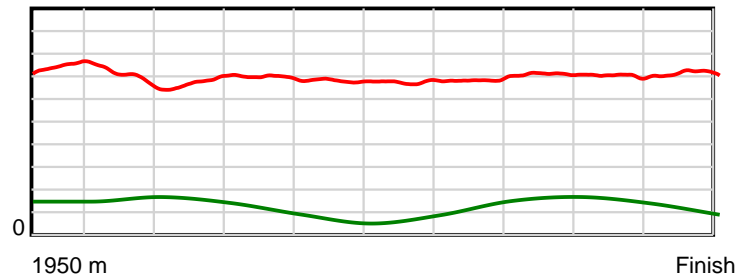
10 m Stride length



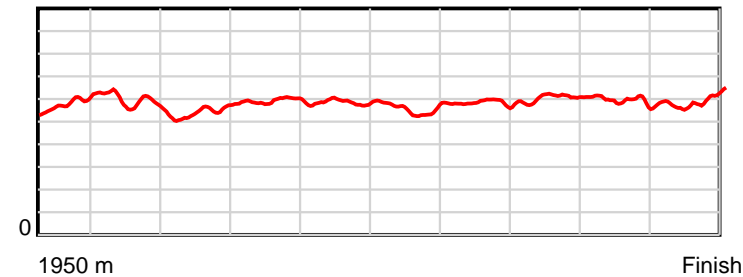
0.6 s Stride duration



20 m/sec Speed



100 % Stride efficiency



Note: Horizontal distance axis grid lines are 200m furlongs.

Disclaimer.

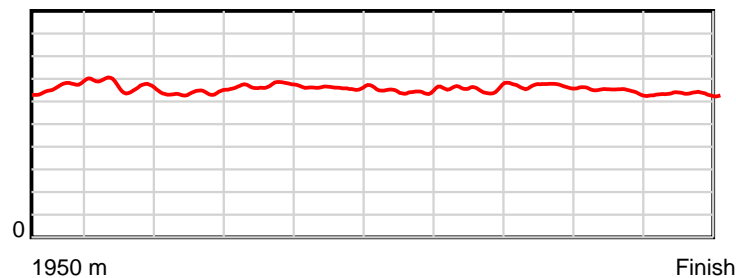
HRNZ and NZMTC and Thoroughbred Ratings Pty Ltd accepts no responsibility for the completeness or accuracy of any of the information contained herein, and makes no representations about its suitability for any particular purpose. Users should make their own judgements about those matters and/or seek independent advice. You assume all risks associated with use of the data provided on this page.

Race Results

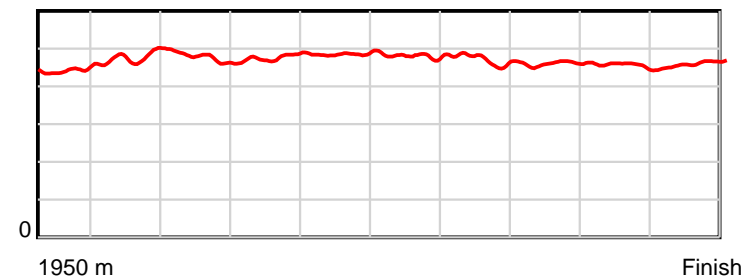
March 04, 2018, Race 4, DURABLE COMMITTEEMAN PETER DRAKE 80TH BIRTHDAY MOB PACE, Distance 1950m, Addington - Survey 1950m

Result	TAB no.	Horse (Barrier)	1950 to	1800m to	1600m to	1400m to	1200m to	1000m to	800m to	600m to	400m to	200m to	Total or	Margin
3rd	10	Trendy Bromac (10)	1800m	1600m	1400m	1200m	1000m	800m	600m	400m	200m	WP	Average	
		Position in running (margin)	-	8(5.1)	8(6.8)	7(6.7)	6(5.0)	6(4.5)	6(4.6)	4(2.8)	3(0.6)	3(1.1)		2.70
		Sectional time (s)	10.40	14.51	15.07	14.24	14.83	15.08	14.37	14.18	14.46	14.58		
		Cumulative time (s)	141.72	131.32	116.81	101.74	87.50	72.67	57.59	43.22	29.04	14.58	2:21.72	
		Speed (m/s)	14.42	13.78	13.27	14.04	13.49	13.26	13.92	14.10	13.83	13.72	13.76	
		Stride length (m)	6.68	6.57	6.34	6.69	6.54	6.37	6.54	6.49	6.29	6.33	6.48	
		Stride duration (s)	0.442	0.477	0.478	0.477	0.485	0.480	0.470	0.460	0.455	0.461	0.471	
		Stride efficiency (%)	69.75	67.54	62.75	70.03	66.90	63.47	66.84	65.88	61.85	62.53	65.56	
		Stride count	22.45	30.42	31.56	29.88	30.57	31.38	30.58	30.80	31.79	31.62	301.05	

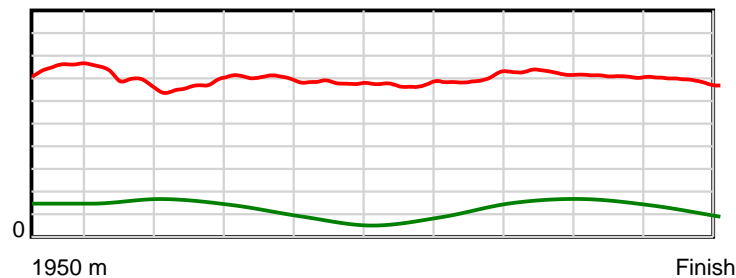
10 m Stride length



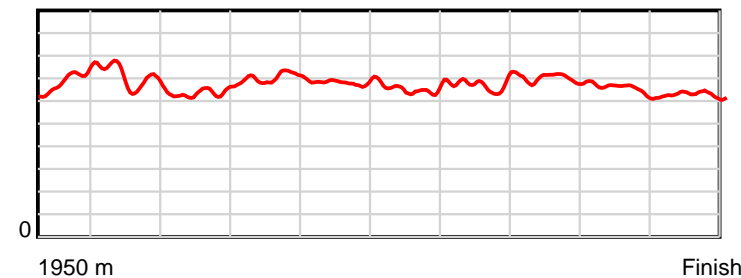
0.6 s Stride duration



20 m/sec Speed



100 % Stride efficiency



Note: Horizontal distance axis grid lines are 200m furlongs.

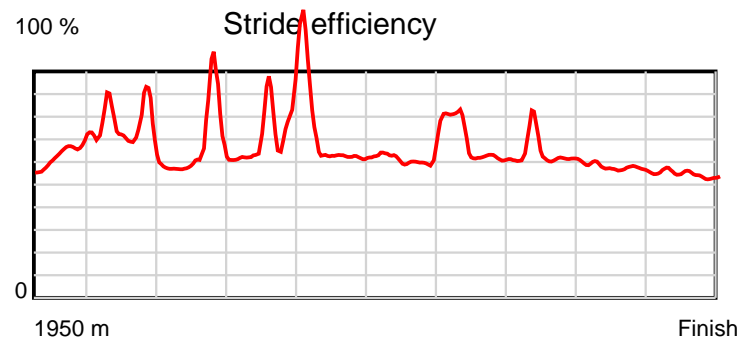
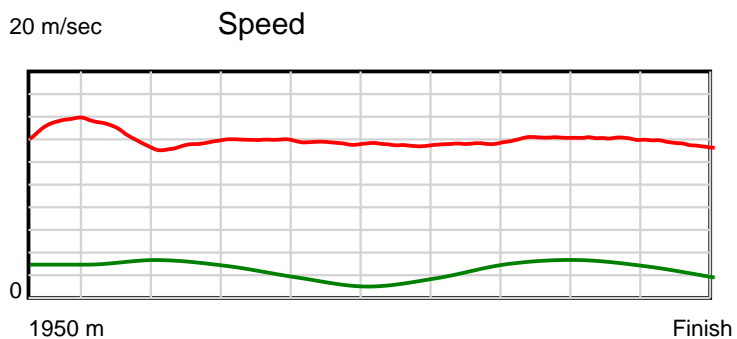
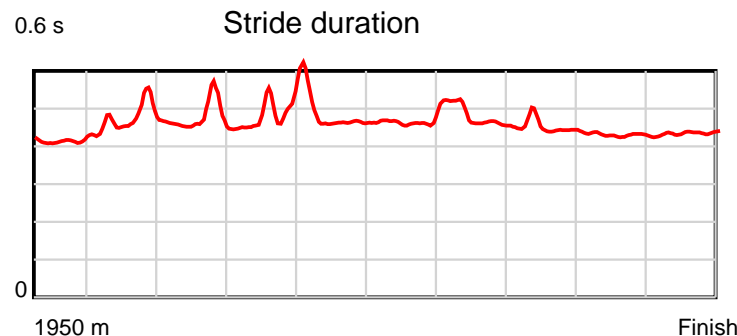
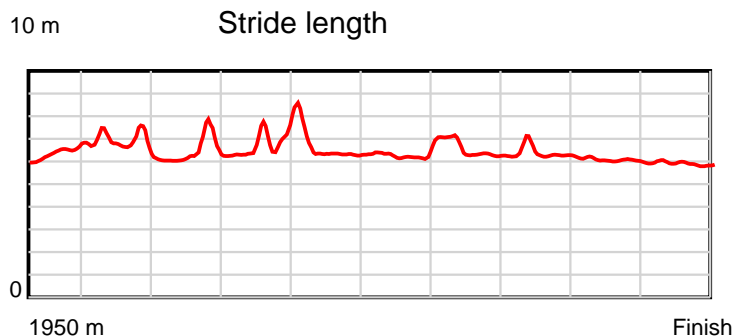
Disclaimer.

HRNZ and NZMTC and Thoroughbred Ratings Pty Ltd accepts no responsibility for the completeness or accuracy of any of the information contained herein, and makes no representations about its suitability for any particular purpose. Users should make their own judgements about those matters and/or seek independent advice. You assume all risks associated with use of the data provided on this page.

Race Results

March 04, 2018, Race 4, DURABLE COMMITTEEMAN PETER DRAKE 80TH BIRTHDAY MOB PACE, Distance 1950m, Addington - Survey 1950m

Result	TAB no.	Horse (Barrier)	1950 to 1800m	1800m to 1600m	1600m to 1400m	1400m to 1200m	1200m to 1000m	1000m to 800m	800m to 600m	600m to 400m	400m to 200m	200m to WP	Total or Average	Margin
4th	12	A Lister (12)												
		Position in running (margin)	-	5(2.8)	4(2.6)	2(2.0)	2(1.0)	2(0.9)	2(0.6)	2(0.6)	1(0.0)	1(0.0)		3.20
		Sectional time (s)	10.03	14.17	15.01	14.35	14.89	15.02	14.66	14.45	14.39	14.85		
		Cumulative time (s)	141.82	131.79	117.62	102.61	88.26	73.37	58.35	43.69	29.24	14.85	2:21.82	
		Speed (m/s)	14.95	14.11	13.32	13.94	13.43	13.32	13.64	13.84	13.90	13.47	13.75	
		Stride length (m)	6.46	6.62	6.20	6.83	6.25	6.21	6.43	6.20	5.98	5.88	6.29	
		Stride duration (s)	0.414	0.469	0.465	0.490	0.466	0.466	0.471	0.448	0.430	0.436	0.457	
		Stride efficiency (%)	65.22	68.42	60.02	72.90	61.11	60.21	64.60	60.07	55.82	53.94	61.81	
		Stride count	23.22	30.22	32.27	29.28	31.98	32.22	31.11	32.26	33.46	34.04	310.06	



Note: Horizontal distance axis grid lines are 200m furlongs.

Disclaimer.

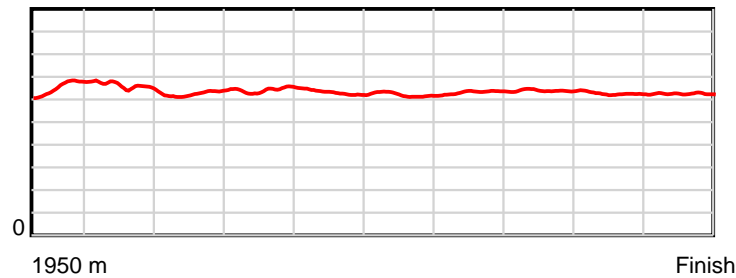
HRNZ and NZMTC and Thoroughbred Ratings Pty Ltd accepts no responsibility for the completeness or accuracy of any of the information contained herein, and makes no representations about its suitability for any particular purpose. Users should make their own judgements about those matters and/or seek independent advice. You assume all risks associated with use of the data provided on this page.

Race Results

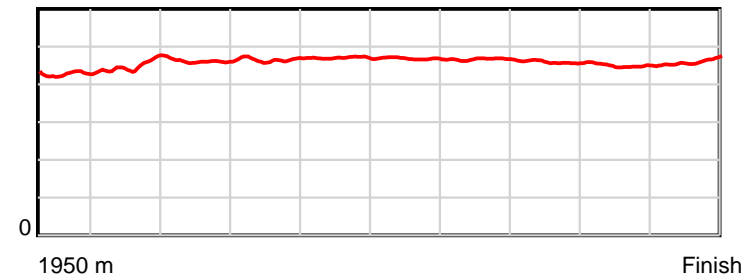
March 04, 2018, Race 4, DURABLE COMMITTEEMAN PETER DRAKE 80TH BIRTHDAY MOB PACE, Distance 1950m, Addington - Survey 1950m

Result	TAB no.	Horse (Barrier)	1950 to	1800m to	1600m to	1400m to	1200m to	1000m to	800m to	600m to	400m to	200m to	Total or	Margin
5th	7	Cindy Bromac (7)	1800m	1600m	1400m	1200m	1000m	800m	600m	400m	200m	WP	Average	
		Position in running (margin)	-	4(1.9)	2(0.8)	1(0.0)	1(0.0)	1(0.0)	1(0.0)	1(0.0)	2(0.1)	2(0.3)		3.40
		Sectional time (s)	9.88	14.03	14.96	14.52	14.91	15.06	14.67	14.56	14.42	14.81		
		Cumulative time (s)	141.82	131.94	117.91	102.95	88.43	73.52	58.46	43.79	29.23	14.81	2:21.82	
		Speed (m/s)	15.18	14.26	13.37	13.77	13.41	13.28	13.63	13.74	13.87	13.50	13.75	
		Stride length (m)	6.54	6.41	6.16	6.41	6.31	6.22	6.36	6.31	6.23	6.22	6.31	
		Stride duration (s)	0.427	0.450	0.461	0.466	0.470	0.468	0.466	0.459	0.449	0.461	0.459	
		Stride efficiency (%)	66.82	64.30	59.29	64.29	62.14	60.47	63.15	62.13	60.74	60.55	62.22	
		Stride count	22.94	31.18	32.47	31.18	31.71	32.15	31.46	31.72	32.08	32.13	309.02	

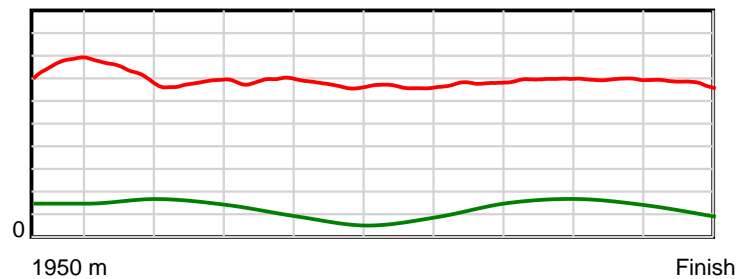
10 m Stride length



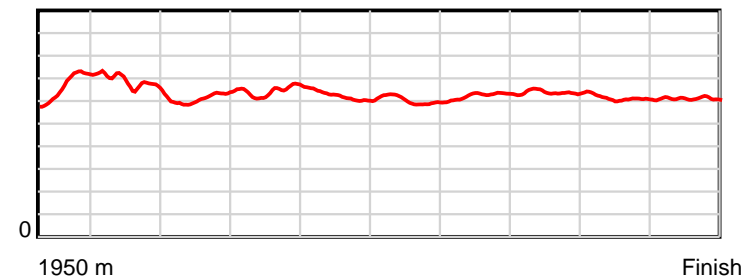
0.6 s Stride duration



20 m/sec Speed



100 % Stride efficiency



Note: Horizontal distance axis grid lines are 200m furlongs.

Disclaimer.

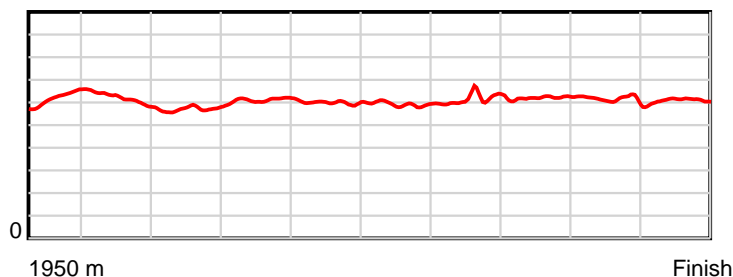
HRNZ and NZMTC and Thoroughbred Ratings Pty Ltd accepts no responsibility for the completeness or accuracy of any of the information contained herein, and makes no representations about its suitability for any particular purpose. Users should make their own judgements about those matters and/or seek independent advice. You assume all risks associated with use of the data provided on this page.

Race Results

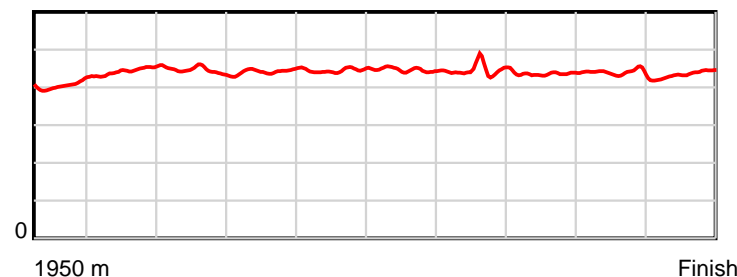
March 04, 2018, Race 4, DURABLE COMMITTEEMAN PETER DRAKE 80TH BIRTHDAY MOB PACE, Distance 1950m, Addington - Survey 1950m

Result	TAB no.	Horse (Barrier)	1950 to	1800m to	1600m to	1400m to	1200m to	1000m to	800m to	600m to	400m to	200m to	Total or	Margin
6th	3	Just Dance (3)	1800m	1600m	1400m	1200m	1000m	800m	600m	400m	200m	WP	Average	
		Position in running (margin)	-	3(1.8)	5(3.1)	6(5.8)	7(5.8)	7(5.3)	7(5.9)	9(4.8)	9(3.7)	8(4.1)		4.80
		Sectional time (s)	10.03	14.44	15.54	14.53	14.83	15.16	14.49	14.36	14.44	14.30		
		Cumulative time (s)	142.12	132.09	117.65	102.11	87.58	72.75	57.59	43.10	28.74	14.30	2:22.12	
		Speed (m/s)	14.95	13.85	12.87	13.76	13.49	13.19	13.80	13.93	13.85	13.99	13.72	
		Stride length (m)	6.26	6.15	5.73	6.09	6.00	5.89	6.14	6.06	6.08	6.10	6.04	
		Stride duration (s)	0.406	0.444	0.445	0.442	0.445	0.446	0.445	0.435	0.438	0.436	0.440	
		Stride efficiency (%)	61.31	59.03	51.28	57.98	56.27	54.18	58.88	57.40	57.68	58.13	57.02	
		Stride count	23.95	32.54	34.91	32.83	33.33	33.97	32.58	33.00	32.92	32.79	322.82	

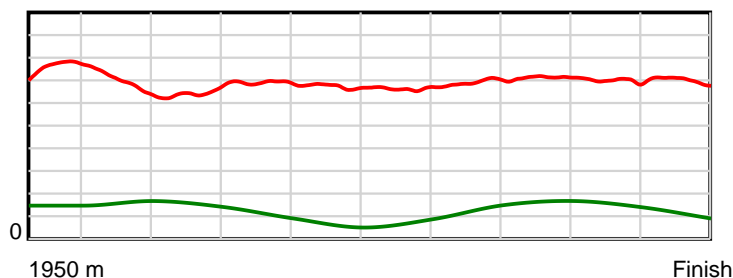
10 m Stride length



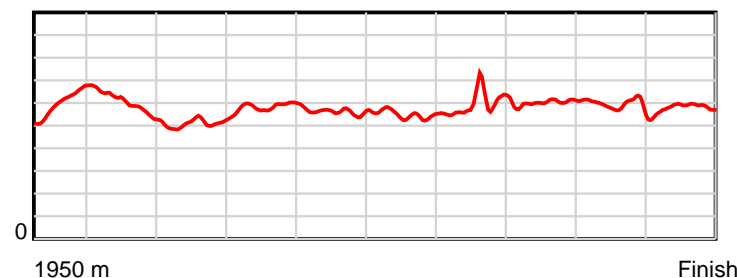
0.6 s Stride duration



20 m/sec Speed



100 % Stride efficiency



Note: Horizontal distance axis grid lines are 200m furlongs.

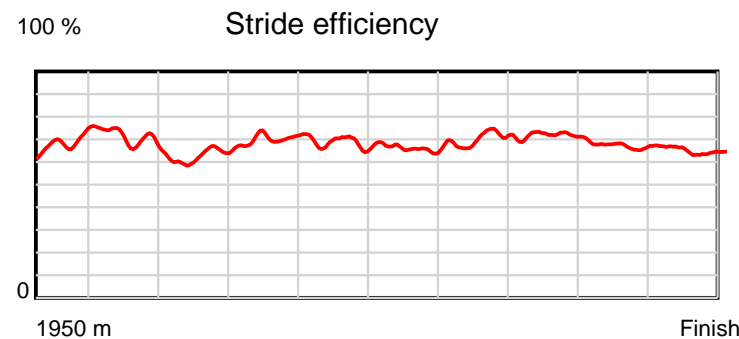
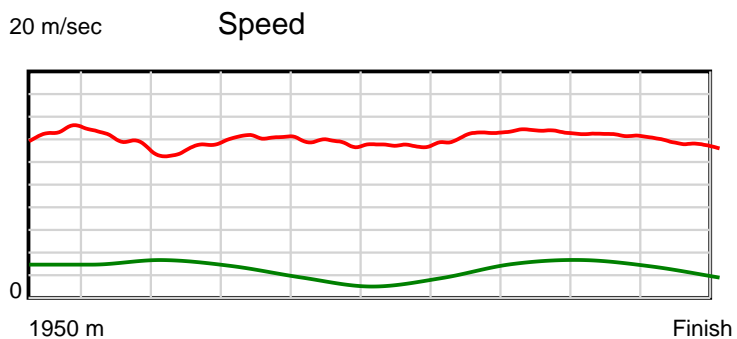
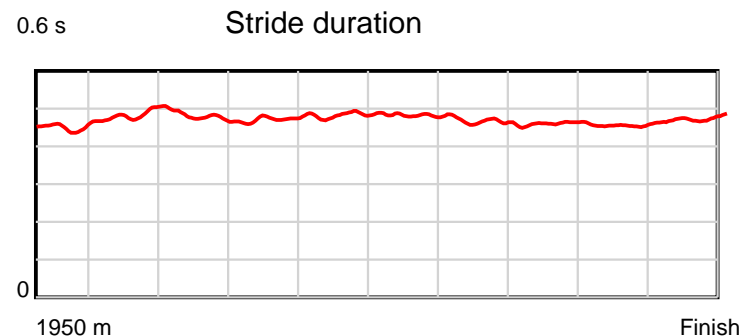
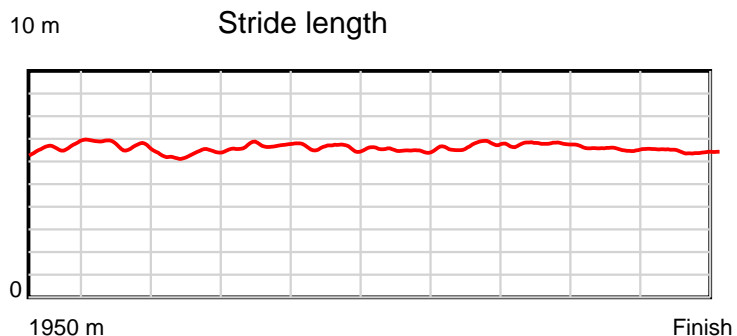
Disclaimer.

HRNZ and NZMTC and Thoroughbred Ratings Pty Ltd accepts no responsibility for the completeness or accuracy of any of the information contained herein, and makes no representations about its suitability for any particular purpose. Users should make their own judgements about those matters and/or seek independent advice. You assume all risks associated with use of the data provided on this page.

Race Results

March 04, 2018, Race 4, DURABLE COMMITTEEMAN PETER DRAKE 80TH BIRTHDAY MOB PACE, Distance 1950m, Addington - Survey 1950m

Result	TAB no.	Horse (Barrier)	1950 to	1800m to	1600m to	1400m to	1200m to	1000m to	800m to	600m to	400m to	200m to	Total or	Margin
7th	13	Bettor Trix (13)	1800m	1600m	1400m	1200m	1000m	800m	600m	400m	200m	WP	Average	
		Position in running (margin)	-	10(6.6)	11(10.6)	11(12.2)	10(9.4)	10(8.5)	10(8.8)	7(4.2)	6(2.6)	6(2.5)		5.30
		Sectional time (s)	10.75	14.87	15.36	14.06	14.77	15.10	13.92	14.27	14.38	14.74		
		Cumulative time (s)	142.22	131.47	116.60	101.24	87.18	72.41	57.31	43.39	29.12	14.74	2:22.22	
		Speed (m/s)	13.95	13.45	13.02	14.22	13.54	13.25	14.37	14.02	13.91	13.57	13.71	
		Stride length (m)	6.68	6.51	6.24	6.72	6.54	6.39	6.70	6.45	6.34	6.44	6.49	
		Stride duration (s)	0.451	0.484	0.479	0.472	0.483	0.482	0.466	0.460	0.456	0.475	0.473	
		Stride efficiency (%)	69.71	66.16	60.88	70.49	66.83	63.81	70.09	64.96	62.89	64.80	65.86	
		Stride count	22.46	30.74	32.04	29.78	30.58	31.30	29.86	31.02	31.53	31.06	300.37	



Note: Horizontal distance axis grid lines are 200m furlongs.

Disclaimer.

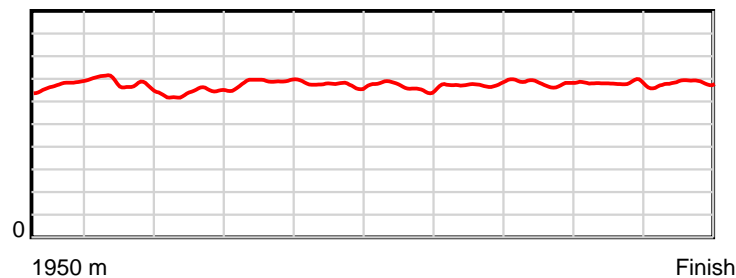
HRNZ and NZMTC and Thoroughbred Ratings Pty Ltd accepts no responsibility for the completeness or accuracy of any of the information contained herein, and makes no representations about its suitability for any particular purpose. Users should make their own judgements about those matters and/or seek independent advice. You assume all risks associated with use of the data provided on this page.

Race Results

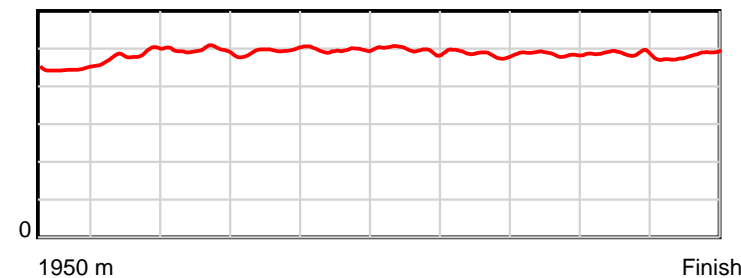
March 04, 2018, Race 4, DURABLE COMMITTEEMAN PETER DRAKE 80TH BIRTHDAY MOB PACE, Distance 1950m, Addington - Survey 1950m

Result	TAB no.	Horse (Barrier)	1950 to	1800m to	1600m to	1400m to	1200m to	1000m to	800m to	600m to	400m to	200m to	Total or	Margin
8th	1	Christian Lady (1)	1800m	1600m	1400m	1200m	1000m	800m	600m	400m	200m	WP	Average	
		Position in running (margin)	-	6(3.0)	6(4.1)	8(9.1)	9(8.3)	9(7.1)	9(7.3)	11(5.7)	12(5.2)	11(6.2)		5.80
		Sectional time (s)	9.99	14.40	15.94	14.38	14.71	15.09	14.41	14.46	14.54	14.40		
		Cumulative time (s)	142.32	132.33	117.93	101.99	87.61	72.90	57.81	43.40	28.94	14.40	2:22.32	
		Speed (m/s)	15.01	13.89	12.55	13.91	13.60	13.25	13.88	13.83	13.76	13.89	13.70	
		Stride length (m)	6.71	6.72	6.22	6.87	6.74	6.59	6.74	6.72	6.69	6.73	6.67	
		Stride duration (s)	0.445	0.484	0.495	0.494	0.496	0.497	0.486	0.486	0.486	0.485	0.487	
		Stride efficiency (%)	70.27	70.65	60.40	73.82	71.07	67.76	71.07	70.56	69.92	70.76	69.48	
		Stride count	22.37	29.74	32.17	29.10	29.66	30.37	29.66	29.76	29.90	29.72	292.45	

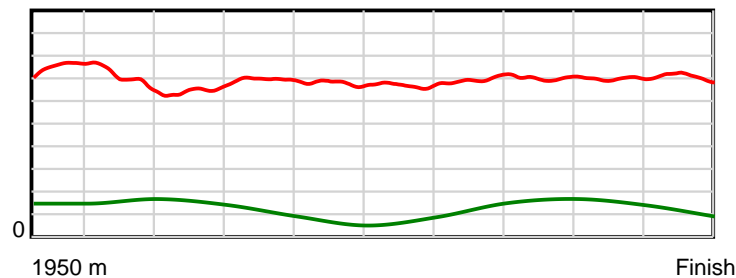
10 m Stride length



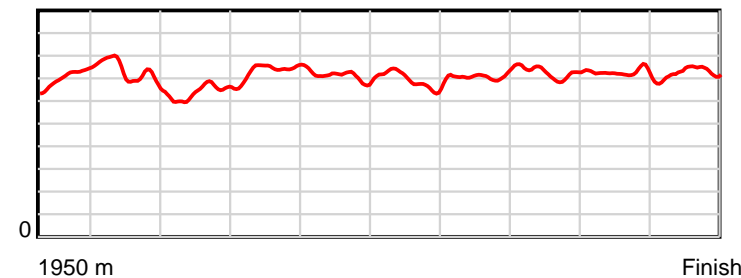
0.6 s Stride duration



20 m/sec Speed



100 % Stride efficiency



Note: Horizontal distance axis grid lines are 200m furlongs.

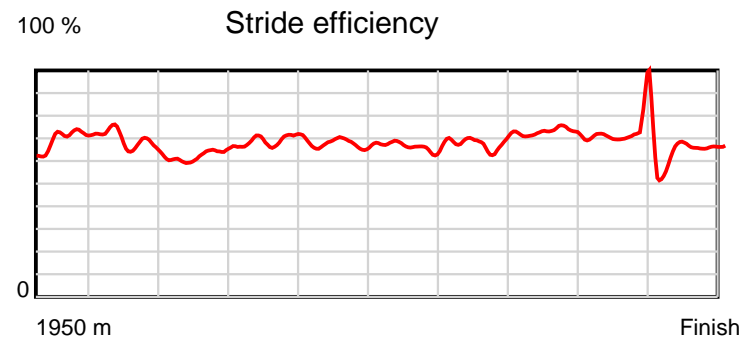
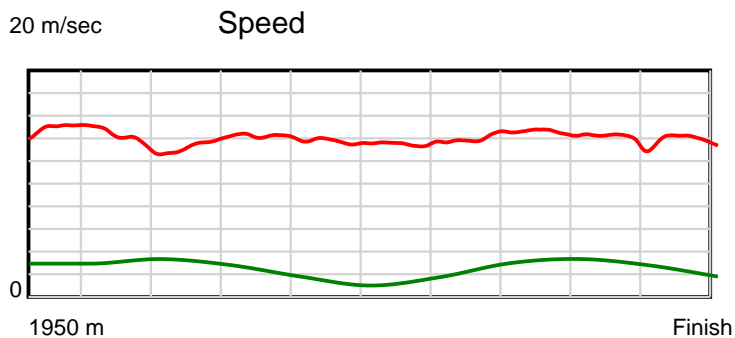
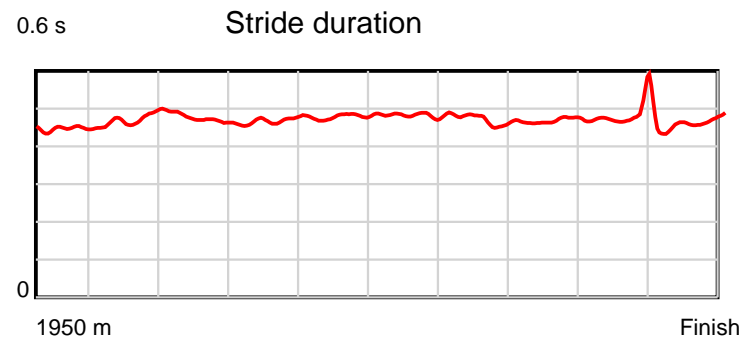
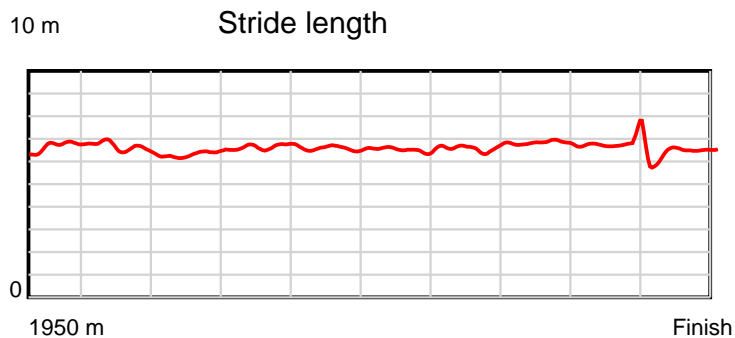
Disclaimer.

HRNZ and NZMTC and Thoroughbred Ratings Pty Ltd accepts no responsibility for the completeness or accuracy of any of the information contained herein, and makes no representations about its suitability for any particular purpose. Users should make their own judgements about those matters and/or seek independent advice. You assume all risks associated with use of the data provided on this page.

Race Results

March 04, 2018, Race 4, DURABLE COMMITTEEMAN PETER DRAKE 80TH BIRTHDAY MOB PACE, Distance 1950m, Addington - Survey 1950m

Result	TAB no.	Horse (Barrier)	1950 to 1800m	1800m to 1600m	1600m to 1400m	1400m to 1200m	1200m to 1000m	1000m to 800m	800m to 600m	600m to 400m	400m to 200m	200m to WP	Total or Average	Margin
9th	11	Onedin Reign (11)												
		Position in running (margin)	-	9(5.5)	9(8.4)	9(9.5)	8(7.1)	8(6.9)	8(6.7)	8(4.6)	7(2.7)	10(5.3)		6.00
		Sectional time (s)	10.48	14.69	15.28	14.14	14.87	15.03	14.31	14.23	14.81	14.48		
		Cumulative time (s)	142.32	131.84	117.15	101.87	87.73	72.86	57.83	43.52	29.29	14.48	2:22.32	
		Speed (m/s)	14.31	13.61	13.09	14.14	13.45	13.31	13.98	14.05	13.50	13.81	13.70	
		Stride length (m)	6.71	6.42	6.21	6.62	6.44	6.42	6.58	6.57	6.50	6.43	6.48	
		Stride duration (s)	0.445	0.472	0.474	0.468	0.479	0.483	0.471	0.467	0.481	0.466	0.473	
		Stride efficiency (%)	70.26	64.49	60.25	68.51	64.80	64.46	67.60	67.44	65.97	64.66	65.65	
		Stride count	22.37	31.13	32.21	30.21	31.06	31.14	30.41	30.44	30.78	31.09	300.84	



Note: Horizontal distance axis grid lines are 200m furlongs.

Disclaimer.

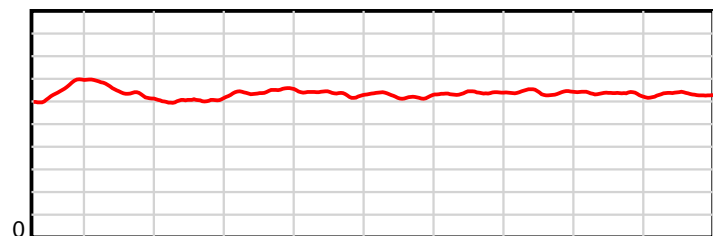
HRNZ and NZMTC and Thoroughbred Ratings Pty Ltd accepts no responsibility for the completeness or accuracy of any of the information contained herein, and makes no representations about its suitability for any particular purpose. Users should make their own judgements about those matters and/or seek independent advice. You assume all risks associated with use of the data provided on this page.

Race Results

March 04, 2018, Race 4, DURABLE COMMITTEEMAN PETER DRAKE 80TH BIRTHDAY MOB PACE, Distance 1950m, Addington - Survey 1950m

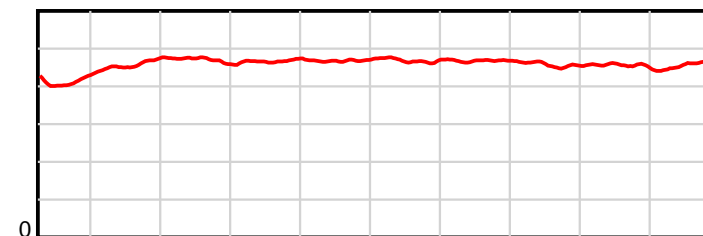
Result	TAB no.	Horse (Barrier)	1950 to	1800m to	1600m to	1400m to	1200m to	1000m to	800m to	600m to	400m to	200m to	Total or	Margin
10th	5	Courageous Bec... (5)	1800m	1600m	1400m	1200m	1000m	800m	600m	400m	200m	WP	Average	
		Position in running (margin)	-	2(0.1)	3(1.5)	4(4.0)	5(3.5)	5(3.4)	5(3.7)	6(3.7)	8(3.4)	7(3.8)		6.10
		Sectional time (s)	9.52	14.45	15.51	14.44	14.90	15.10	14.68	14.48	14.45	14.79		
		Cumulative time (s)	142.32	132.80	118.35	102.84	88.40	73.50	58.40	43.72	29.24	14.79	2:22.32	
		Speed (m/s)	15.75	13.84	12.89	13.85	13.42	13.25	13.62	13.81	13.84	13.52	13.70	
		Stride length (m)	6.51	6.35	6.06	6.47	6.29	6.20	6.38	6.31	6.29	6.25	6.30	
		Stride duration (s)	0.412	0.458	0.470	0.467	0.468	0.468	0.468	0.457	0.455	0.462	0.460	
		Stride efficiency (%)	66.17	62.92	57.34	65.47	61.79	60.11	63.56	62.30	61.89	60.97	62.08	
		Stride count	23.05	31.52	33.02	30.90	31.81	32.25	31.36	31.67	31.78	32.02	309.38	

10 m Stride length



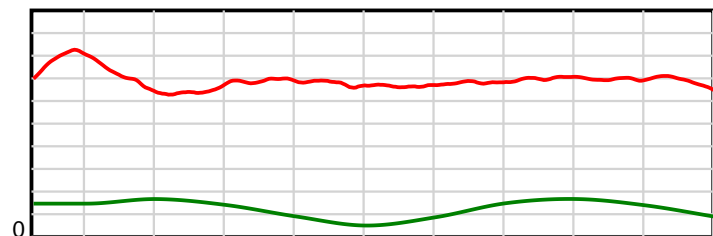
1950 m Finish

0.6 s Stride duration



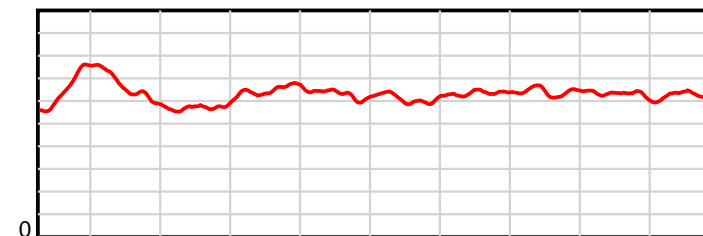
1950 m Finish

20 m/sec Speed



1950 m Finish

100 % Stride efficiency



1950 m Finish

Note: Horizontal distance axis grid lines are 200m furlongs.

Disclaimer.

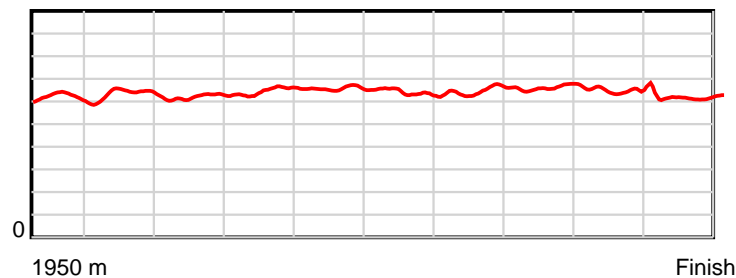
HRNZ and NZMTC and Thoroughbred Ratings Pty Ltd accepts no responsibility for the completeness or accuracy of any of the information contained herein, and makes no representations about its suitability for any particular purpose. Users should make their own judgements about those matters and/or seek independent advice. You assume all risks associated with use of the data provided on this page.

Race Results

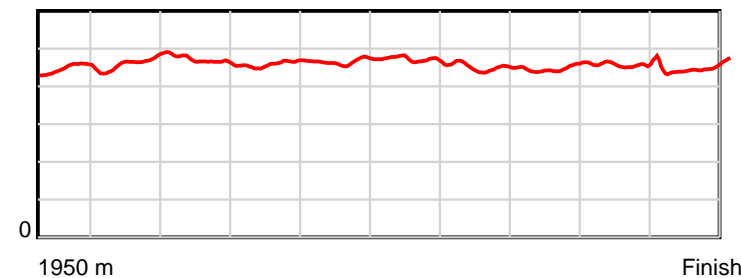
March 04, 2018, Race 4, DURABLE COMMITTEEMAN PETER DRAKE 80TH BIRTHDAY MOB PACE, Distance 1950m, Addington - Survey 1950m

Result	TAB no.	Horse (Barrier)	1950 to	1800m to	1600m to	1400m to	1200m to	1000m to	800m to	600m to	400m to	200m to	Total or	Margin
11th	6	Bird Of Paradi... (6)	1800m	1600m	1400m	1200m	1000m	800m	600m	400m	200m	WP	Average	
		Position in running (margin)	-	12(8.8)	13(14.5)	13(16.0)	13(14.4)	13(12.3)	13(12.5)	13(7.6)	11(4.6)	9(5.2)		7.00
		Sectional time (s)	10.93	15.17	15.34	14.26	14.55	15.09	13.86	14.05	14.48	14.79		
		Cumulative time (s)	142.52	131.59	116.42	101.08	86.82	72.27	57.18	43.32	29.27	14.79	2:22.52	
		Speed (m/s)	13.72	13.18	13.04	14.03	13.75	13.25	14.43	14.23	13.81	13.52	13.68	
		Stride length (m)	6.18	6.09	6.12	6.44	6.40	6.22	6.51	6.38	6.28	6.08	6.27	
		Stride duration (s)	0.450	0.462	0.469	0.459	0.466	0.470	0.451	0.448	0.455	0.450	0.458	
		Stride efficiency (%)	59.63	57.99	58.49	64.77	64.05	60.55	66.22	63.57	61.69	57.82	61.43	
		Stride count	24.28	32.83	32.69	31.06	31.24	32.13	30.72	31.36	31.83	32.88	311.02	

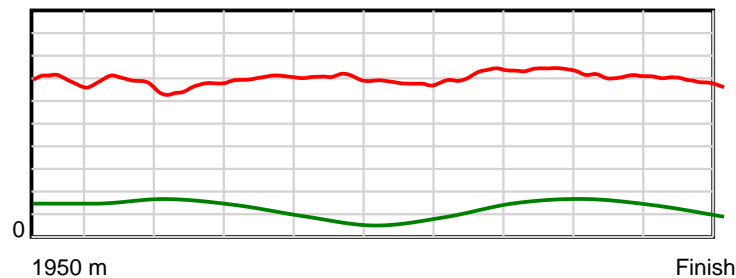
10 m Stride length



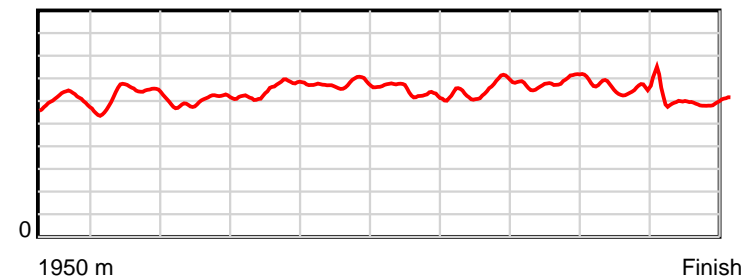
0.6 s Stride duration



20 m/sec Speed



100 % Stride efficiency



Note: Horizontal distance axis grid lines are 200m furlongs.

Disclaimer.

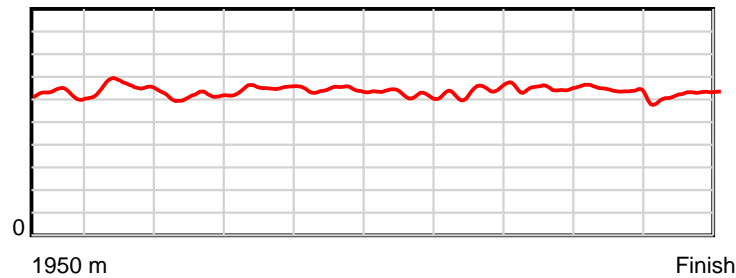
HRNZ and NZMTC and Thoroughbred Ratings Pty Ltd accepts no responsibility for the completeness or accuracy of any of the information contained herein, and makes no representations about its suitability for any particular purpose. Users should make their own judgements about those matters and/or seek independent advice. You assume all risks associated with use of the data provided on this page.

Race Results

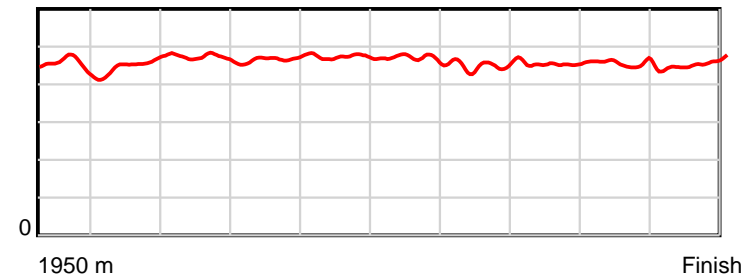
March 04, 2018, Race 4, DURABLE COMMITTEEMAN PETER DRAKE 80TH BIRTHDAY MOB PACE, Distance 1950m, Addington - Survey 1950m

Result	TAB no.	Horse (Barrier)	1950 to	1800m to	1600m to	1400m to	1200m to	1000m to	800m to	600m to	400m to	200m to	Total or	Margin
12th	8	Possente Caval... (8)	1800m	1600m	1400m	1200m	1000m	800m	600m	400m	200m	WP	Average	
		Position in running (margin)	-	13(9.0)	10(8.7)	10(11.8)	11(10.5)	11(9.9)	11(9.2)	10(5.7)	13(5.6)	13(8.0)		8.30
		Sectional time (s)	10.77	14.16	15.61	14.31	14.80	14.95	14.08	14.53	14.79	14.72		
		Cumulative time (s)	142.72	131.95	117.79	102.18	87.87	73.07	58.12	44.04	29.51	14.72	2:22.72	
		Speed (m/s)	13.92	14.12	12.81	13.98	13.51	13.38	14.20	13.76	13.52	13.59	13.66	
		Stride length (m)	6.26	6.35	6.05	6.52	6.39	6.27	6.41	6.25	6.13	6.20	6.28	
		Stride duration (s)	0.455	0.450	0.472	0.467	0.473	0.469	0.451	0.454	0.454	0.456	0.460	
		Stride efficiency (%)	61.32	62.97	57.22	66.50	63.84	61.50	64.18	61.08	58.80	60.02	61.67	
		Stride count	23.95	31.51	33.05	30.66	31.29	31.88	31.21	31.99	32.60	32.27	310.41	

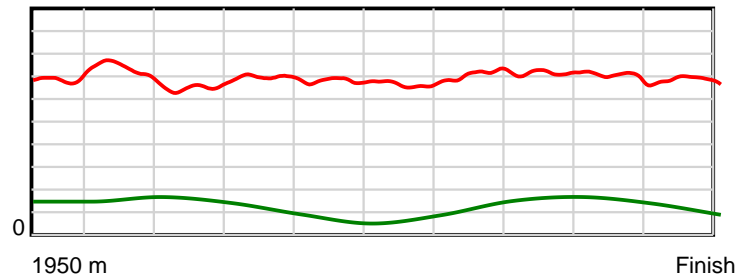
10 m Stride length



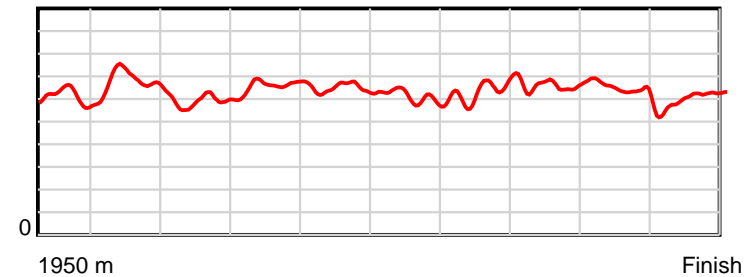
0.6 s Stride duration



20 m/sec Speed



100 % Stride efficiency



Note: Horizontal distance axis grid lines are 200m furlongs.

Disclaimer.

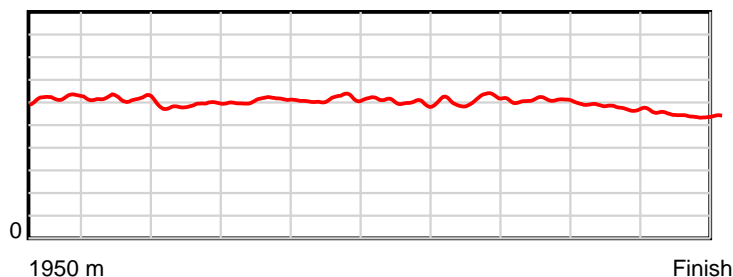
HRNZ and NZMTC and Thoroughbred Ratings Pty Ltd accepts no responsibility for the completeness or accuracy of any of the information contained herein, and makes no representations about its suitability for any particular purpose. Users should make their own judgements about those matters and/or seek independent advice. You assume all risks associated with use of the data provided on this page.

Race Results

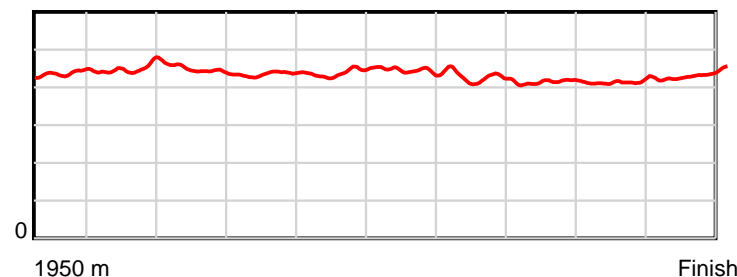
March 04, 2018, Race 4, DURABLE COMMITTEEMAN PETER DRAKE 80TH BIRTHDAY MOB PACE, Distance 1950m, Addington - Survey 1950m

Result	TAB no.	Horse (Barrier)	1950 to 1800m	1800m to 1600m	1600m to 1400m	1400m to 1200m	1200m to 1000m	1000m to 800m	800m to 600m	600m to 400m	400m to 200m	200m to WP	Total or Average	Margin
13th	4	Maddisons Desi... (4)												
		Position in running (margin)	-	11(6.9)	12(12.8)	12(14.5)	12(13.1)	12(10.4)	12(10.2)	12(5.9)	10(4.1)	12(7.5)		17.30
		Sectional time (s)	10.67	15.20	15.38	14.28	14.46	15.03	13.96	14.24	14.96	16.14		
		Cumulative time (s)	144.32	133.65	118.45	103.07	88.79	74.33	59.30	45.34	31.10	16.14	2:24.32	
		Speed (m/s)	14.05	13.16	13.00	14.01	13.83	13.31	14.33	14.04	13.37	12.39	13.51	
		Stride length (m)	6.24	5.92	5.82	6.10	6.07	5.92	6.11	5.81	5.55	5.38	5.87	
		Stride duration (s)	0.439	0.450	0.447	0.435	0.439	0.445	0.426	0.414	0.415	0.434	0.435	
		Stride efficiency (%)	60.91	54.84	52.87	58.10	57.64	54.72	58.28	52.83	48.14	45.31	53.91	
		Stride count	24.02	33.76	34.38	32.80	32.93	33.80	32.75	34.40	36.03	37.14	332.01	

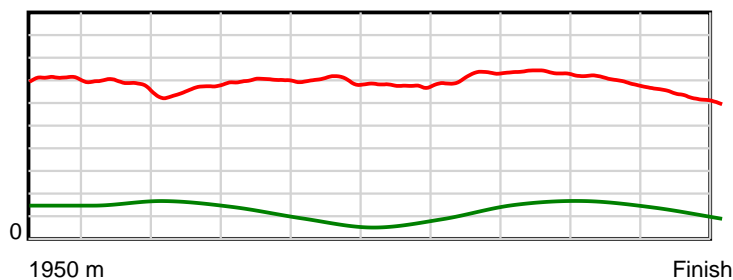
10 m Stride length



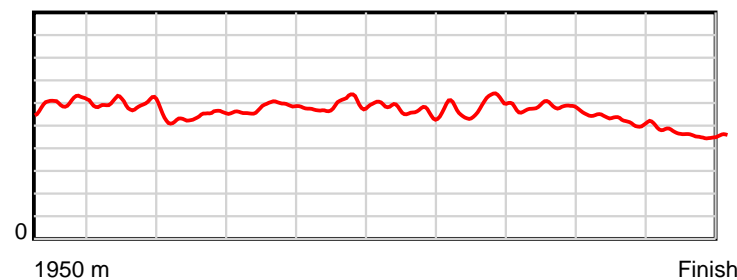
0.6 s Stride duration



20 m/sec Speed



100 % Stride efficiency



Note: Horizontal distance axis grid lines are 200m furlongs.

Disclaimer.

HRNZ and NZMTC and Thoroughbred Ratings Pty Ltd accepts no responsibility for the completeness or accuracy of any of the information contained herein, and makes no representations about its suitability for any particular purpose. Users should make their own judgements about those matters and/or seek independent advice. You assume all risks associated with use of the data provided on this page.