



Race Results

Cheviot Harness Racing Club Inc, HRNZ, March 04, 2018

Compilation date: March 4, 2018, 3:19:12 PM (NZDT)

Copyright © 2018 HRNZ and NZMTC. All rights reserved.

Trademarks.

StrideMASTER is a registered trademark of Thoroughbred Ratings Pty Ltd.

Disclaimer.

HRNZ and NZMTC and Thoroughbred Ratings Pty Ltd accepts no responsibility for the completeness or accuracy of any of the information contained herein, and makes no representations about its suitability for any particular purpose. Users should make their own judgements about those matters and/or seek independent advice. You assume all risks associated with use of the data provided on this page.



Race Results



March 04, 2018, Race 5, CHEVIOT LICENCING TRUST HANDICAP TROT, Distance 2600m, Addington - Survey 3200m

Result	TAB no.	Horse (Barrier)	2600 to	2400m to
1st	6	Habibi Inta (1)	2400m	2200m
		Position in running (margin)	-	4(7.7)
		Sectional time (s)	18.46	15.55
		Cumulative time (s)	200.36	181.90
		Speed (m/s)	10.84	12.86
		Stride length (m)	5.67	6.20
		Stride duration (s)	0.481	0.482
		Stride efficiency (%)	50.20	60.14
		Stride count	35.29	32.24

Disclaimer.

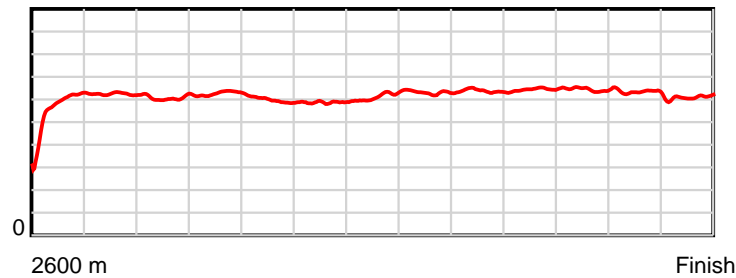
HRNZ and NZMTC and Thoroughbred Ratings Pty Ltd accepts no responsibility for the completeness or accuracy of any of the information contained herein, and makes no representations about its suitability for any particular purpose. Users should make their own judgements about those matters and/or seek independent advice. You assume all risks associated with use of the data provided on this page.

Race Results

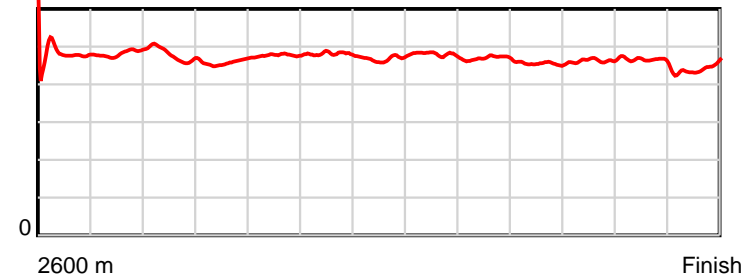
March 04, 2018, Race 5, CHEVIOT LICENCING TRUST HANDICAP TROT, Distance 2600m, Addington - Survey 3200m

Result	TAB no.	Horse (Barrier)	2200m to	2000m to	1800m to	1600m to	1400m to	1200m to	1000m to	800m to	600m to	400m to	200m to	Total or	Margin
1st	6	Habibi Inta (1)	2000m	1800m	1600m	1400m	1200m	1000m	800m	600m	400m	200m	WP	Average	
		Position in running (margin)	4(6.3)	3(2.6)	1(0.0)	1(0.0)	1(0.0)	2(2.0)	3(1.4)	3(2.0)	3(2.0)	3(2.2)	2(1.4)		0.00
		Sectional time (s)	16.02	14.69	16.11	16.36	15.26	15.16	14.82	14.21	14.51	14.68	14.53		
		Cumulative time (s)	166.35	150.33	135.64	119.53	103.17	87.91	72.75	57.93	43.72	29.21	14.53	3:20.36	
		Speed (m/s)	12.48	13.61	12.41	12.22	13.11	13.19	13.50	14.07	13.78	13.62	13.76	12.98	
		Stride length (m)	5.98	6.24	5.92	5.88	6.14	6.33	6.32	6.41	6.39	6.31	6.10	6.14	
		Stride duration (s)	0.479	0.458	0.477	0.481	0.468	0.480	0.468	0.455	0.464	0.463	0.443	0.473	
		Stride efficiency (%)	55.83	60.77	54.83	53.94	58.85	62.55	62.46	64.18	63.78	62.13	58.16	58.84	
		Stride count	33.46	32.07	33.76	34.04	32.59	31.61	31.63	31.21	31.31	31.72	32.78	423.71	

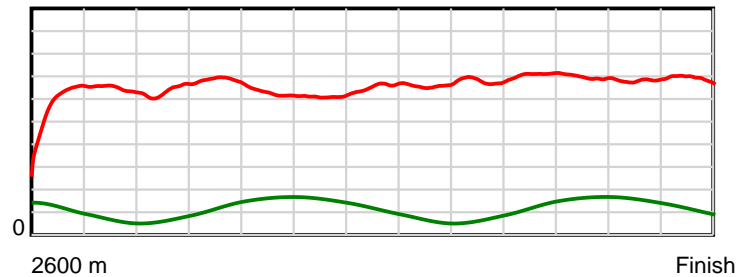
10 m Stride length



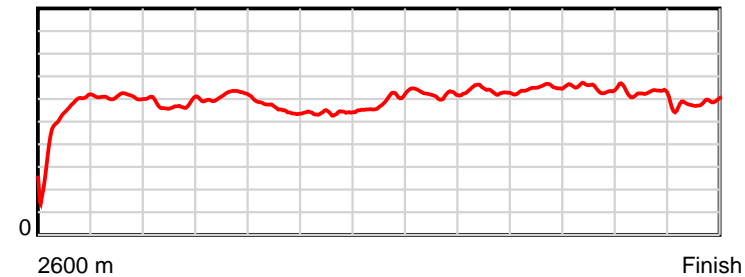
0.6 s Stride duration



20 m/sec Speed



100 % Stride efficiency



Note: Horizontal distance axis grid lines are 200m furlongs.

Disclaimer.

HRNZ and NZMTC and Thoroughbred Ratings Pty Ltd accepts no responsibility for the completeness or accuracy of any of the information contained herein, and makes no representations about its suitability for any particular purpose. Users should make their own judgements about those matters and/or seek independent advice. You assume all risks associated with use of the data provided on this page.



Race Results



March 04, 2018, Race 5, CHEVIOT LICENCING TRUST HANDICAP TROT, Distance 2600m, Addington - Survey 3200m

Result	TAB no.	Horse (Barrier)	2600 to	2400m to
2nd	7	Another Chapte... (2)	2400m	2200m
		Position in running (margin)	-	5(10.8)
		Sectional time (s)	18.89	15.43
		Cumulative time (s)	200.96	182.07
		Speed (m/s)	10.59	12.96
		Stride length (m)	5.99	6.68
		Stride duration (s)	0.510	0.516
		Stride efficiency (%)	56.15	69.78
		Stride count	33.36	29.93

Disclaimer.

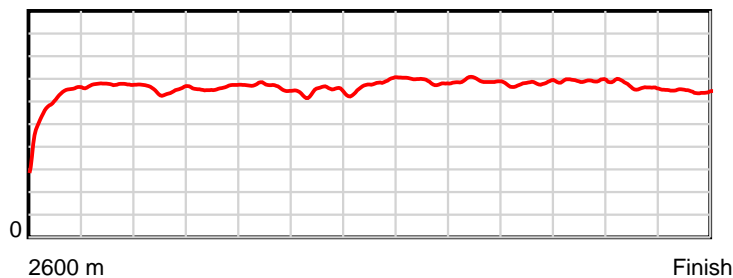
HRNZ and NZMTC and Thoroughbred Ratings Pty Ltd accepts no responsibility for the completeness or accuracy of any of the information contained herein, and makes no representations about its suitability for any particular purpose. Users should make their own judgements about those matters and/or seek independent advice. You assume all risks associated with use of the data provided on this page.

Race Results

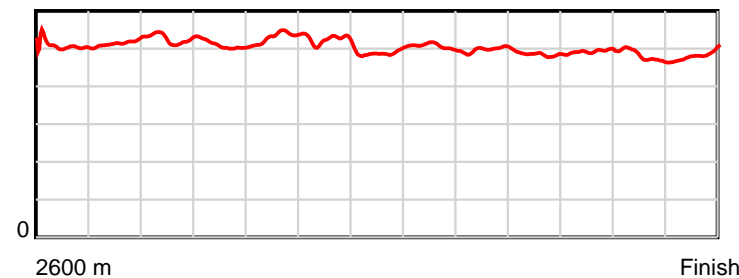
March 04, 2018, Race 5, CHEVIOT LICENCING TRUST HANDICAP TROT, Distance 2600m, Addington - Survey 3200m

Result	TAB no.	Horse (Barrier)	2200m to	2000m to	1800m to	1600m to	1400m to	1200m to	1000m to	800m to	600m to	400m to	200m to	Total or	Margin
2nd	7	Another Chapte... (2)	2000m	1800m	1600m	1400m	1200m	1000m	800m	600m	400m	200m	WP	Average	
		Position in running (margin)	5(8.7)	5(7.1)	5(9.1)	6(9.5)	6(8.6)	5(6.1)	4(3.8)	4(3.4)	4(3.2)	4(2.9)	3(2.1)		3.20
		Sectional time (s)	16.37	15.46	16.17	16.22	14.51	14.89	14.64	14.19	14.43	14.66	15.10		
		Cumulative time (s)	166.64	150.27	134.81	118.64	102.42	87.91	73.02	58.38	44.19	29.76	15.10	3:20.96	
		Speed (m/s)	12.22	12.94	12.37	12.33	13.78	13.43	13.66	14.09	13.86	13.64	13.25	12.94	
		Stride length (m)	6.44	6.58	6.58	6.45	6.73	6.79	6.80	6.83	6.83	6.52	6.43	6.58	
		Stride duration (s)	0.527	0.508	0.532	0.523	0.488	0.506	0.498	0.484	0.493	0.478	0.486	0.509	
		Stride efficiency (%)	64.73	67.61	67.57	65.00	70.86	72.11	72.29	72.82	72.88	66.52	64.69	67.68	
		Stride count	31.08	30.41	30.41	31.01	29.70	29.44	29.40	29.30	29.29	30.65	31.08	395.06	

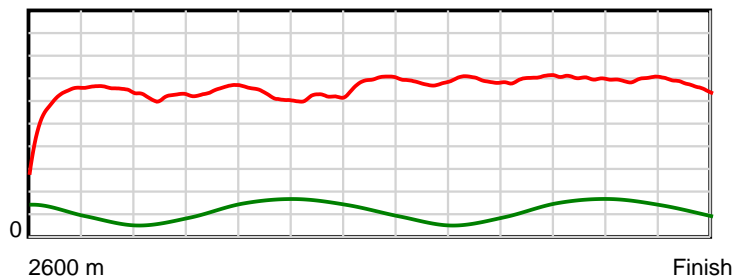
10 m Stride length



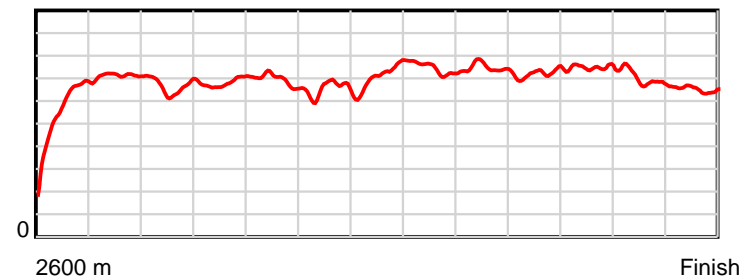
0.6 s Stride duration



20 m/sec Speed



100 % Stride efficiency



Note: Horizontal distance axis grid lines are 200m furlongs.

Disclaimer.

HRNZ and NZMTC and Thoroughbred Ratings Pty Ltd accepts no responsibility for the completeness or accuracy of any of the information contained herein, and makes no representations about its suitability for any particular purpose. Users should make their own judgements about those matters and/or seek independent advice. You assume all risks associated with use of the data provided on this page.



Race Results



March 04, 2018, Race 5, CHEVIOT LICENCING TRUST HANDICAP TROT, Distance 2600m, Addington - Survey 3200m

Result	TAB no.	Horse (Barrier)	2600 to	2400m to
3rd	4	Zoey's Gift (6)	2400m	2200m
		Position in running (margin)	-	7(19.8)
		Sectional time (s)	20.42	16.07
		Cumulative time (s)	200.96	180.54
		Speed (m/s)	9.80	12.45
		Stride length (m)	5.01	6.05
		Stride duration (s)	0.508	0.486
		Stride efficiency (%)	39.23	57.11
		Stride count	39.92	33.08

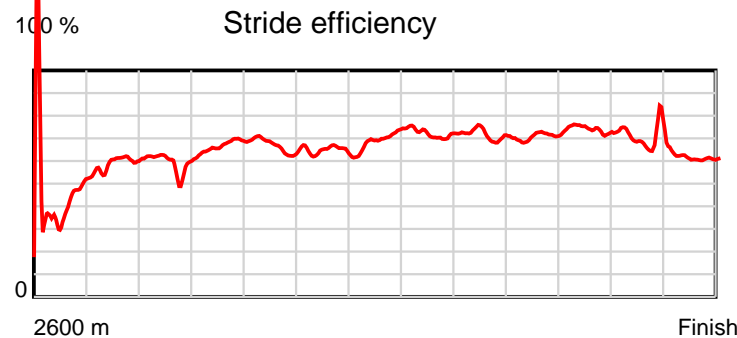
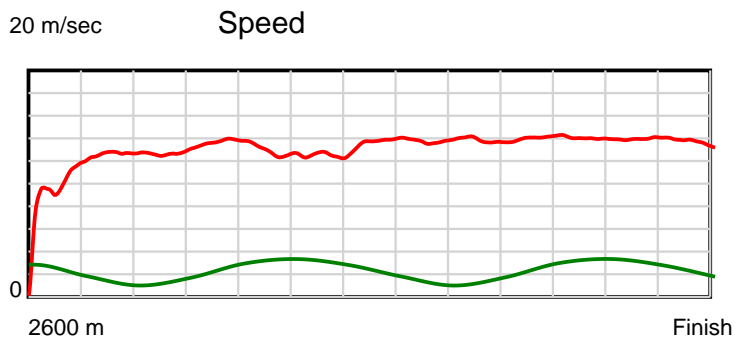
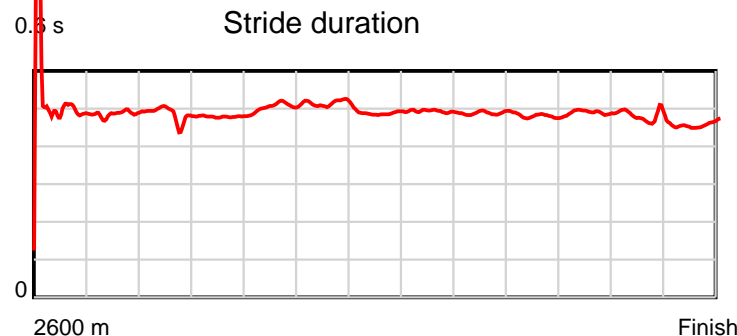
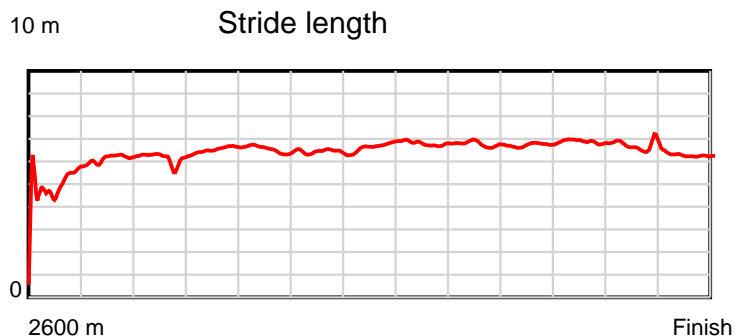
Disclaimer.

HRNZ and NZMTC and Thoroughbred Ratings Pty Ltd accepts no responsibility for the completeness or accuracy of any of the information contained herein, and makes no representations about its suitability for any particular purpose. Users should make their own judgements about those matters and/or seek independent advice. You assume all risks associated with use of the data provided on this page.

Race Results

March 04, 2018, Race 5, CHEVIOT LICENCING TRUST HANDICAP TROT, Distance 2600m, Addington - Survey 3200m

Result	TAB no.	Horse (Barrier)	2200m to	2000m to	1800m to	1600m to	1400m to	1200m to	1000m to	800m to	600m to	400m to	200m to	Total or	Margin
3rd	4	Zoey's Gift (6)	2000m	1800m	1600m	1400m	1200m	1000m	800m	600m	400m	200m	WP	Average	
		Position in running (margin)	7(21.6)	7(17.9)	7(15.3)	7(12.9)	7(10.7)	7(9.0)	7(5.4)	6(5.5)	6(5.6)	6(5.2)	6(3.8)		3.30
		Sectional time (s)	16.02	14.69	15.71	16.00	14.64	14.68	14.73	14.22	14.43	14.57	14.78		
		Cumulative time (s)	164.47	148.45	133.76	118.05	102.05	87.41	72.73	58.00	43.78	29.35	14.78	3:20.96	
		Speed (m/s)	12.48	13.61	12.73	12.50	13.66	13.62	13.58	14.06	13.86	13.73	13.53	12.94	
		Stride length (m)	6.01	6.52	6.43	6.43	6.66	6.72	6.63	6.75	6.80	6.54	6.20	6.33	
		Stride duration (s)	0.481	0.479	0.506	0.515	0.488	0.493	0.488	0.480	0.490	0.476	0.458	0.489	
		Stride efficiency (%)	56.43	66.51	64.71	64.70	69.37	70.53	68.74	71.21	72.20	66.79	60.05	62.55	
		Stride count	33.28	30.66	31.08	31.08	30.02	29.77	30.16	29.63	29.42	30.59	32.26	410.95	



Note: Horizontal distance axis grid lines are 200m furlongs.

Disclaimer.

HRNZ and NZMTC and Thoroughbred Ratings Pty Ltd accepts no responsibility for the completeness or accuracy of any of the information contained herein, and makes no representations about its suitability for any particular purpose. Users should make their own judgements about those matters and/or seek independent advice. You assume all risks associated with use of the data provided on this page.



Race Results



March 04, 2018, Race 5, CHEVIOT LICENCING TRUST HANDICAP TROT, Distance 2600m, Addington - Survey 3200m

Result	TAB no.	Horse (Barrier)	2600 to	2400m to
4th	2	Justamollyarch... (3)	2400m	2200m
		Position in running (margin)	-	1(0.0)
		Sectional time (s)	17.25	15.77
		Cumulative time (s)	201.26	184.01
		Speed (m/s)	11.60	12.68
		Stride length (m)	5.25	5.89
		Stride duration (s)	0.451	0.464
		Stride efficiency (%)	43.07	54.14
		Stride count	38.09	33.98

Disclaimer.

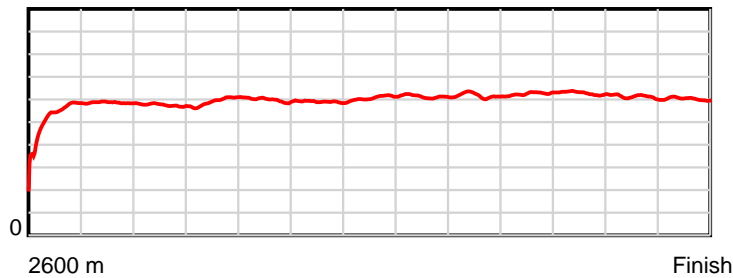
HRNZ and NZMTC and Thoroughbred Ratings Pty Ltd accepts no responsibility for the completeness or accuracy of any of the information contained herein, and makes no representations about its suitability for any particular purpose. Users should make their own judgements about those matters and/or seek independent advice. You assume all risks associated with use of the data provided on this page.

Race Results

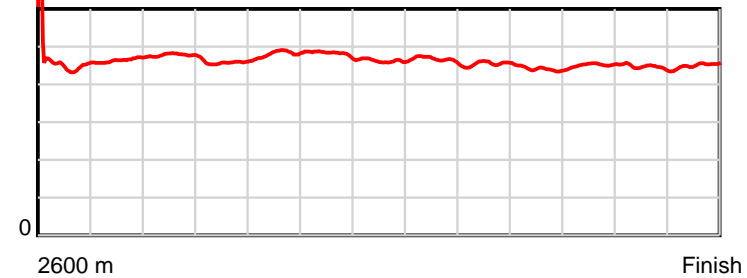
March 04, 2018, Race 5, CHEVIOT LICENCING TRUST HANDICAP TROT, Distance 2600m, Addington - Survey 3200m

Result	TAB no.	Horse (Barrier)	2200m to	2000m to	1800m to	1600m to	1400m to	1200m to	1000m to	800m to	600m to	400m to	200m to	Total or	Margin
4th	2	Justamollyarch... (3)	2000m	1800m	1600m	1400m	1200m	1000m	800m	600m	400m	200m	WP	Average	
		Position in running (margin)	1(0.0)	1(0.0)	2(1.9)	2(2.1)	2(1.9)	3(4.0)	5(4.0)	5(4.1)	5(4.1)	5(3.9)	5(3.3)		4.70
		Sectional time (s)	16.64	15.44	16.14	16.34	15.27	15.27	14.73	14.21	14.46	14.68	15.06		
		Cumulative time (s)	168.24	151.60	136.16	120.02	103.68	88.41	73.14	58.41	44.20	29.74	15.06	3:21.26	
		Speed (m/s)	12.02	12.95	12.39	12.24	13.10	13.10	13.58	14.07	13.83	13.62	13.28	12.92	
		Stride length (m)	5.74	5.94	5.96	5.89	6.06	6.11	6.17	6.20	6.24	6.08	5.99	5.95	
		Stride duration (s)	0.478	0.458	0.481	0.481	0.463	0.466	0.454	0.441	0.451	0.446	0.451	0.461	
		Stride efficiency (%)	51.52	55.05	55.46	54.29	57.45	58.33	59.45	60.13	60.88	57.70	55.99	55.36	
		Stride count	34.83	33.70	33.57	33.93	32.98	32.74	32.42	32.24	32.04	32.91	33.41	436.84	

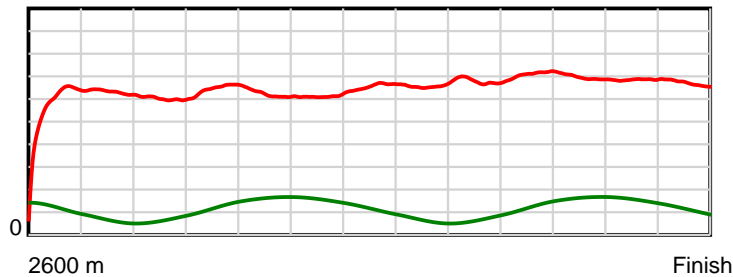
10 m Stride length



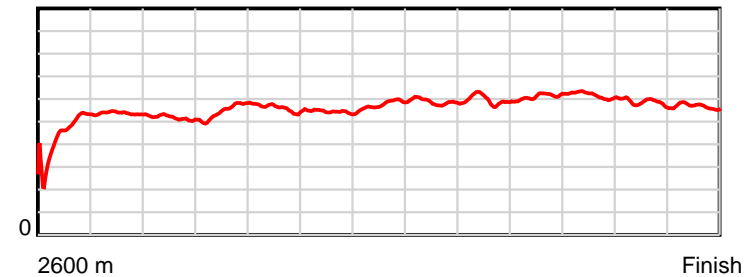
0.5 s Stride duration



20 m/sec Speed



100 % Stride efficiency



Note: Horizontal distance axis grid lines are 200m furlongs.

Disclaimer.

HRNZ and NZMTC and Thoroughbred Ratings Pty Ltd accepts no responsibility for the completeness or accuracy of any of the information contained herein, and makes no representations about its suitability for any particular purpose. Users should make their own judgements about those matters and/or seek independent advice. You assume all risks associated with use of the data provided on this page.



Race Results



March 04, 2018, Race 5, CHEVIOT LICENCING TRUST HANDICAP TROT, Distance 2600m, Addington - Survey 3200m

Result	TAB no.	Horse (Barrier)	2600 to	2400m to
5th	3	Time For Diamo... (5)	2400m	2200m
		Position in running (margin)	-	2(2.1)
		Sectional time (s)	17.49	15.71
		Cumulative time (s)	201.36	183.87
		Speed (m/s)	11.44	12.73
		Stride length (m)	5.49	6.26
		Stride duration (s)	0.476	0.492
		Stride efficiency (%)	47.08	61.18
		Stride count	36.44	31.96

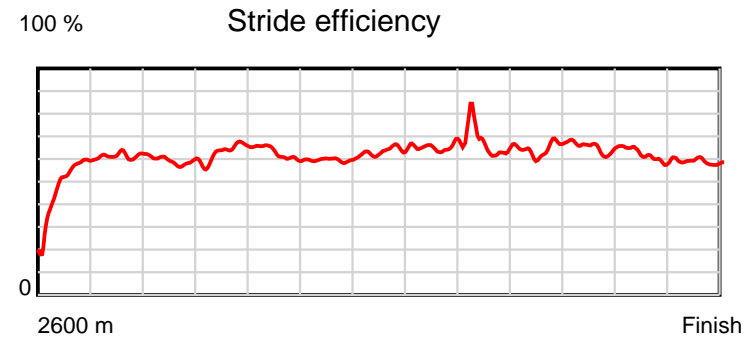
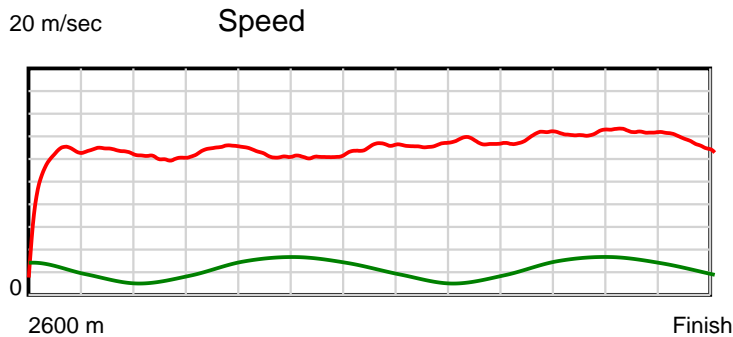
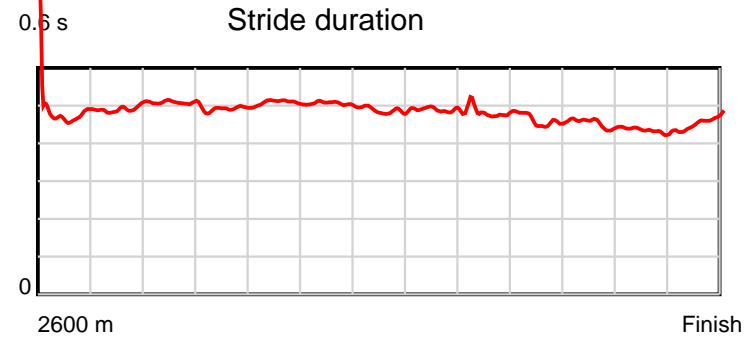
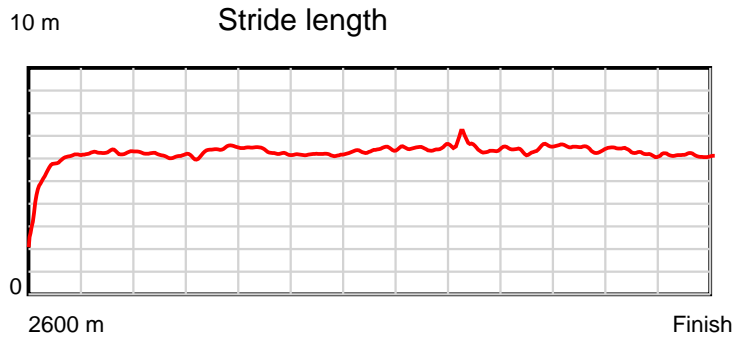
Disclaimer.

HRNZ and NZMTC and Thoroughbred Ratings Pty Ltd accepts no responsibility for the completeness or accuracy of any of the information contained herein, and makes no representations about its suitability for any particular purpose. Users should make their own judgements about those matters and/or seek independent advice. You assume all risks associated with use of the data provided on this page.

Race Results

March 04, 2018, Race 5, CHEVIOT LICENCING TRUST HANDICAP TROT, Distance 2600m, Addington - Survey 3200m

Result	TAB no.	Horse (Barrier)	2200m to	2000m to	1800m to	1600m to	1400m to	1200m to	1000m to	800m to	600m to	400m to	200m to	Total or	Margin
5th	3	Time For Diamo... (5)	2000m	1800m	1600m	1400m	1200m	1000m	800m	600m	400m	200m	WP	Average	
		Position in running (margin)	2(1.8)	2(2.3)	3(3.7)	3(4.5)	4(4.7)	6(6.6)	6(5.3)	7(5.8)	7(6.7)	7(6.7)	7(4.3)		5.10
		Sectional time (s)	16.72	15.35	16.24	16.40	15.25	15.06	14.80	14.35	14.49	14.40	15.10		
		Cumulative time (s)	168.16	151.44	136.09	119.85	103.45	88.20	73.14	58.34	43.99	29.50	15.10	3:21.36	
		Speed (m/s)	11.96	13.03	12.32	12.20	13.11	13.28	13.51	13.94	13.80	13.89	13.25	12.91	
		Stride length (m)	6.08	6.40	6.26	6.17	6.39	6.50	6.49	6.42	6.25	6.03	6.06	6.20	
		Stride duration (s)	0.509	0.491	0.509	0.505	0.487	0.489	0.480	0.460	0.453	0.434	0.457	0.480	
		Stride efficiency (%)	57.79	63.93	61.33	59.40	63.89	65.99	65.82	64.35	61.13	56.78	57.32	60.13	
		Stride count	32.89	31.27	31.92	32.44	31.28	30.78	30.82	31.17	31.98	33.18	33.02	419.15	



Note: Horizontal distance axis grid lines are 200m furlongs.

Disclaimer.

HRNZ and NZMTC and Thoroughbred Ratings Pty Ltd accepts no responsibility for the completeness or accuracy of any of the information contained herein, and makes no representations about its suitability for any particular purpose. Users should make their own judgements about those matters and/or seek independent advice. You assume all risks associated with use of the data provided on this page.



Race Results



March 04, 2018, Race 5, CHEVIOT LICENCING TRUST HANDICAP TROT, Distance 2600m, Addington - Survey 3200m

Result	TAB no.	Horse (Barrier)	2600 to	2400m to
6th	8	McLovin (4)	2400m	2200m
		Position in running (margin)	-	3(5.0)
		Sectional time (s)	18.03	15.56
		Cumulative time (s)	201.36	183.33
		Speed (m/s)	11.09	12.85
		Stride length (m)	5.71	6.27
		Stride duration (s)	0.467	0.488
		Stride efficiency (%)	50.99	61.52
		Stride count	35.01	31.87

Disclaimer.

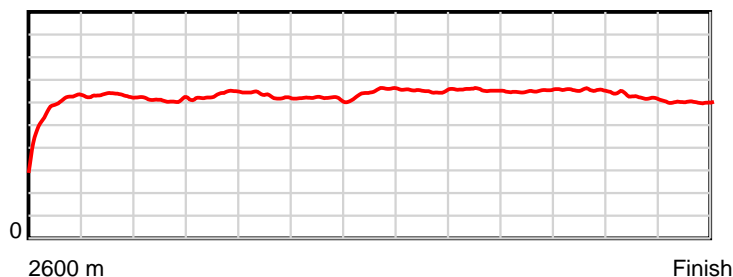
HRNZ and NZMTC and Thoroughbred Ratings Pty Ltd accepts no responsibility for the completeness or accuracy of any of the information contained herein, and makes no representations about its suitability for any particular purpose. Users should make their own judgements about those matters and/or seek independent advice. You assume all risks associated with use of the data provided on this page.

Race Results

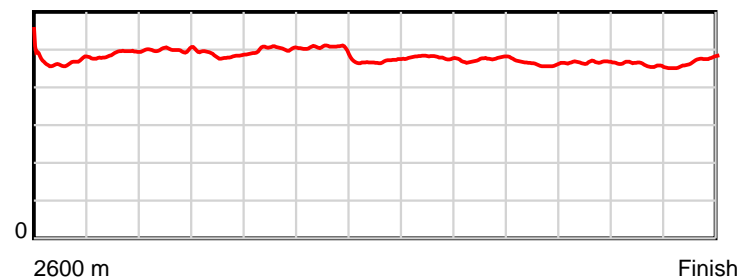
March 04, 2018, Race 5, CHEVIOT LICENCING TRUST HANDICAP TROT, Distance 2600m, Addington - Survey 3200m

Result	TAB no.	Horse (Barrier)	2200m to	2000m to	1800m to	1600m to	1400m to	1200m to	1000m to	800m to	600m to	400m to	200m to	Total or	Margin
6th	8	McLovin (4)	2000m	1800m	1600m	1400m	1200m	1000m	800m	600m	400m	200m	WP	Average	
		Position in running (margin)	3(3.8)	4(4.0)	4(5.9)	4(7.4)	5(6.6)	4(4.1)	2(1.2)	2(1.2)	2(1.0)	2(1.9)	4(2.1)		5.60
		Sectional time (s)	16.68	15.44	16.35	16.24	14.50	14.80	14.70	14.17	14.64	14.84	15.41		
		Cumulative time (s)	167.77	151.09	135.65	119.30	103.06	88.56	73.76	59.06	44.89	30.25	15.41	3:21.36	
		Speed (m/s)	11.99	12.95	12.23	12.32	13.79	13.51	13.61	14.11	13.66	13.48	12.98	12.91	
		Stride length (m)	5.99	6.29	6.14	6.20	6.46	6.49	6.45	6.53	6.37	6.19	6.10	6.24	
		Stride duration (s)	0.500	0.485	0.502	0.503	0.469	0.480	0.474	0.463	0.466	0.459	0.470	0.483	
		Stride efficiency (%)	56.14	61.75	58.96	60.02	65.26	65.75	65.10	66.60	63.36	59.93	58.13	60.80	
		Stride count	33.37	31.82	32.56	32.27	30.95	30.83	30.99	30.64	31.41	32.30	32.79	416.81	

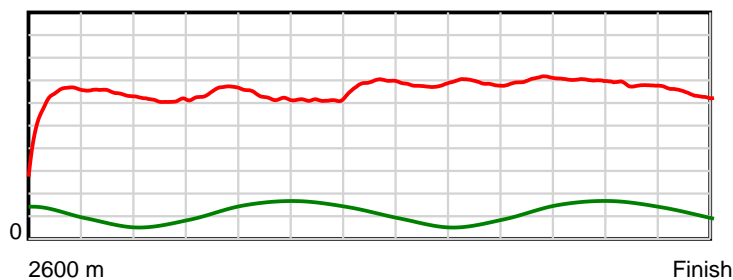
10 m Stride length



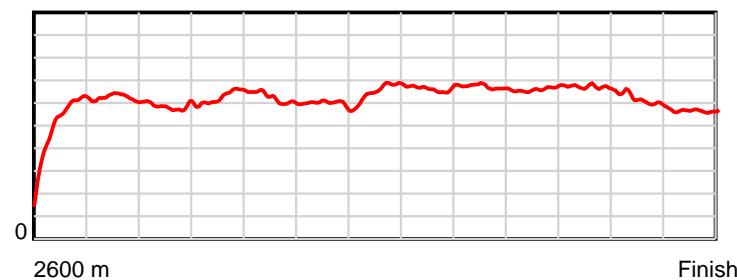
0.6 s Stride duration



20 m/sec Speed



100 % Stride efficiency



Note: Horizontal distance axis grid lines are 200m furlongs.

Disclaimer.

HRNZ and NZMTC and Thoroughbred Ratings Pty Ltd accepts no responsibility for the completeness or accuracy of any of the information contained herein, and makes no representations about its suitability for any particular purpose. Users should make their own judgements about those matters and/or seek independent advice. You assume all risks associated with use of the data provided on this page.



Race Results



March 04, 2018, Race 5, CHEVIOT LICENCING TRUST HANDICAP TROT, Distance 2600m, Addington - Survey 3200m

Result	TAB no.	Horse (Barrier)	2600 to	2400m to
7th	9	Enghien (0)	2400m	2200m
		Position in running (margin)	-	6(16.0)
		Sectional time (s)	19.90	15.53
		Cumulative time (s)	202.46	182.56
		Speed (m/s)	10.05	12.88
		Stride length (m)	5.79	6.03
		Stride duration (s)	0.451	0.468
		Stride efficiency (%)	52.46	56.75
		Stride count	34.52	33.19

Disclaimer.

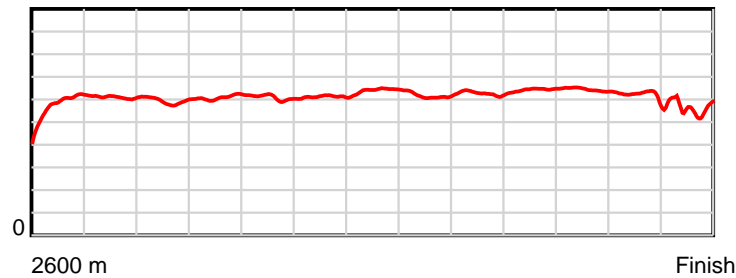
HRNZ and NZMTC and Thoroughbred Ratings Pty Ltd accepts no responsibility for the completeness or accuracy of any of the information contained herein, and makes no representations about its suitability for any particular purpose. Users should make their own judgements about those matters and/or seek independent advice. You assume all risks associated with use of the data provided on this page.

Race Results

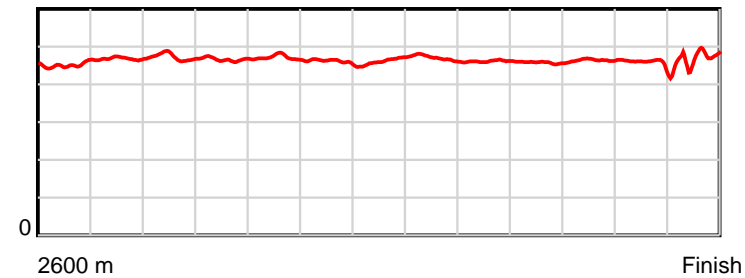
March 04, 2018, Race 5, CHEVIOT LICENCING TRUST HANDICAP TROT, Distance 2600m, Addington - Survey 3200m

Result	TAB no.	Horse (Barrier)	2200m to	2000m to	1800m to	1600m to	1400m to	1200m to	1000m to	800m to	600m to	400m to	200m to	Total or	Margin
7th	9	Enghien (0)	2000m	1800m	1600m	1400m	1200m	1000m	800m	600m	400m	200m	WP	Average	
		Position in running (margin)	6(14.6)	6(10.6)	6(12.0)	5(9.3)	3(2.6)	1(0.0)	1(0.0)	1(0.0)	1(0.0)	1(0.0)	1(0.0)		11.30
		Sectional time (s)	15.98	15.36	15.66	15.25	14.49	15.28	14.71	14.21	14.49	14.80	16.80		
		Cumulative time (s)	167.03	151.05	135.69	120.03	104.78	90.29	75.01	60.30	46.09	31.60	16.80	3:22.46	
		Speed (m/s)	12.52	13.02	12.77	13.11	13.80	13.09	13.60	14.07	13.80	13.51	11.90	12.84	
		Stride length (m)	5.92	6.07	6.02	6.04	6.38	6.14	6.27	6.44	6.41	6.14	5.60	6.09	
		Stride duration (s)	0.473	0.466	0.471	0.460	0.462	0.469	0.461	0.457	0.465	0.454	0.471	0.474	
		Stride efficiency (%)	54.71	57.63	56.59	56.98	63.69	58.98	61.49	64.77	64.26	58.82	49.07	57.91	
		Stride count	33.80	32.93	33.24	33.12	31.33	32.55	31.88	31.07	31.19	32.60	35.69	427.11	

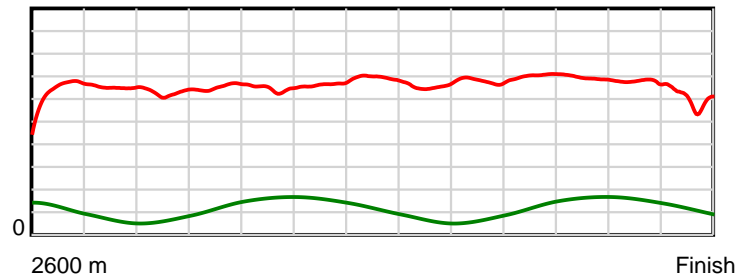
10 m Stride length



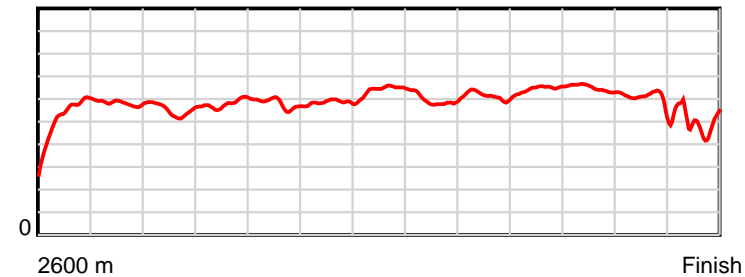
0.6 s Stride duration



20 m/sec Speed



100 % Stride efficiency



Note: Horizontal distance axis grid lines are 200m furlongs.

Disclaimer.

HRNZ and NZMTC and Thoroughbred Ratings Pty Ltd accepts no responsibility for the completeness or accuracy of any of the information contained herein, and makes no representations about its suitability for any particular purpose. Users should make their own judgements about those matters and/or seek independent advice. You assume all risks associated with use of the data provided on this page.