



Race Results

Cheviot Harness Racing Club Inc, HRNZ, March 04, 2018

Compilation date: March 4, 2018, 4:34:19 PM (NZDT)

Copyright © 2018 HRNZ and NZMTC. All rights reserved.

Trademarks.

StrideMASTER is a registered trademark of Thoroughbred Ratings Pty Ltd.

Disclaimer.

HRNZ and NZMTC and Thoroughbred Ratings Pty Ltd accepts no responsibility for the completeness or accuracy of any of the information contained herein, and makes no representations about its suitability for any particular purpose. Users should make their own judgements about those matters and/or seek independent advice. You assume all risks associated with use of the data provided on this page.



Race Results



March 04, 2018, Race 7, CHEVIOT BUSINESSES CHEVIOT CUP (HANDICAP PACE), Distance 2600m, Addington - Survey 3200m

Result	TAB no.	Horse (Barrier)	2600 to	2400m to
1st	8	Don Domingo (2)	2400m	2200m
		Position in running (margin)	-	6(8.2)
		Sectional time (s)	18.70	14.26
		Cumulative time (s)	195.77	177.07
		Speed (m/s)	10.69	14.03
		Stride length (m)	5.76	6.18
		Stride duration (s)	0.438	0.440
		Stride efficiency (%)	51.78	59.65
		Stride count	34.74	32.37

Disclaimer.

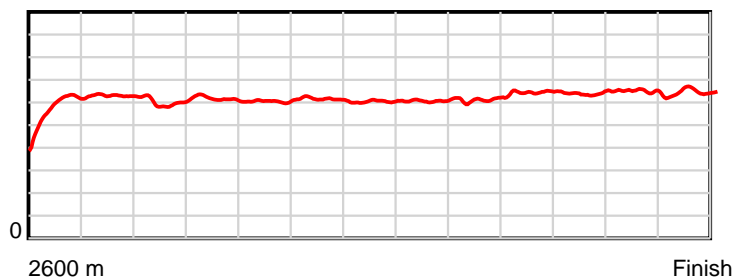
HRNZ and NZMTC and Thoroughbred Ratings Pty Ltd accepts no responsibility for the completeness or accuracy of any of the information contained herein, and makes no representations about its suitability for any particular purpose. Users should make their own judgements about those matters and/or seek independent advice. You assume all risks associated with use of the data provided on this page.

Race Results

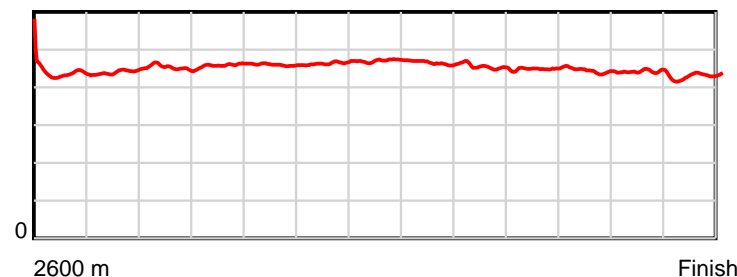
March 04, 2018, Race 7, CHEVIOT BUSINESSES CHEVIOT CUP (HANDICAP PACE), Distance 2600m, Addington - Survey 3200m

Result	TAB no.	Horse (Barrier)	2200m to	2000m to	1800m to	1600m to	1400m to	1200m to	1000m to	800m to	600m to	400m to	200m to	Total or	Margin
1st	8	Don Domingo (2)	2000m	1800m	1600m	1400m	1200m	1000m	800m	600m	400m	200m	WP	Average	
		Position in running (margin)	6(8.6)	6(11.4)	6(9.4)	6(9.7)	6(7.2)	6(7.6)	6(6.1)	6(5.3)	7(4.8)	7(5.5)	6(4.2)		0.00
		Sectional time (s)	15.54	15.00	15.62	15.16	15.57	15.56	15.29	13.99	14.18	13.60	13.30		
		Cumulative time (s)	162.81	147.27	132.27	116.65	101.49	85.92	70.36	55.07	41.08	26.90	13.30	3:15.77	
		Speed (m/s)	12.87	13.33	12.80	13.19	12.85	12.85	13.08	14.30	14.10	14.71	15.04	13.28	
		Stride length (m)	5.83	6.12	5.89	6.12	6.05	5.97	5.92	6.44	6.24	6.45	6.50	6.10	
		Stride duration (s)	0.453	0.459	0.460	0.464	0.471	0.464	0.453	0.451	0.443	0.439	0.432	0.460	
		Stride efficiency (%)	53.03	58.54	54.16	58.58	57.23	55.70	54.78	64.87	60.90	65.07	65.99	58.23	
		Stride count	34.33	32.68	33.97	32.67	33.05	33.50	33.78	31.04	32.04	30.99	30.78	425.94	

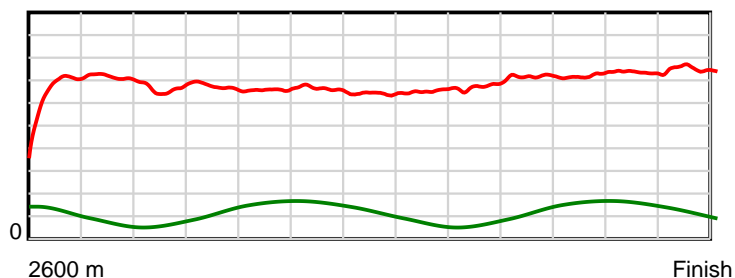
10 m Stride length



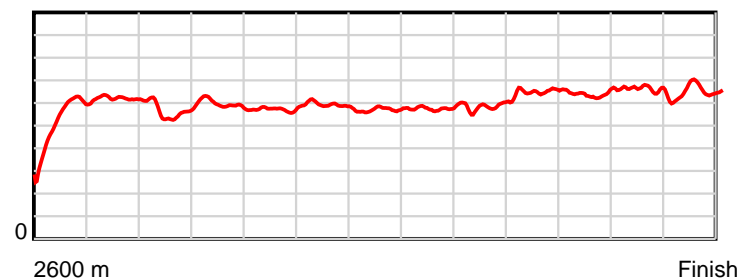
0.6 s Stride duration



20 m/sec Speed



100 % Stride efficiency



Note: Horizontal distance axis grid lines are 200m furlongs.

Disclaimer.

HRNZ and NZMTC and Thoroughbred Ratings Pty Ltd accepts no responsibility for the completeness or accuracy of any of the information contained herein, and makes no representations about its suitability for any particular purpose. Users should make their own judgements about those matters and/or seek independent advice. You assume all risks associated with use of the data provided on this page.



Race Results



March 04, 2018, Race 7, CHEVIOT BUSINESSES CHEVIOT CUP (HANDICAP PACE), Distance 2600m, Addington - Survey 3200m

Result	TAB no.	Horse (Barrier)	2600 to	2400m to
2nd	6	The Bus (3)	2400m	2200m
		Position in running (margin)	-	5(6.3)
		Sectional time (s)	18.53	13.91
		Cumulative time (s)	195.88	177.35
		Speed (m/s)	10.79	14.38
		Stride length (m)	5.43	6.08
		Stride duration (s)	0.422	0.423
		Stride efficiency (%)	46.00	57.70
		Stride count	36.86	32.91

Disclaimer.

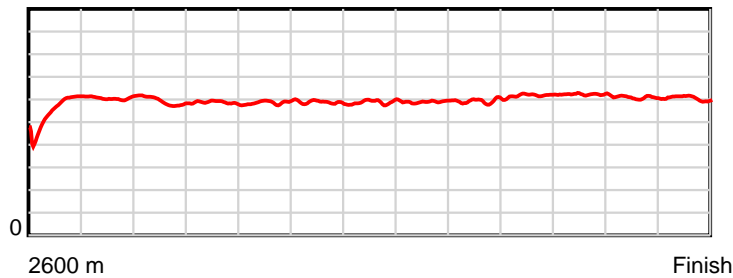
HRNZ and NZMTC and Thoroughbred Ratings Pty Ltd accepts no responsibility for the completeness or accuracy of any of the information contained herein, and makes no representations about its suitability for any particular purpose. Users should make their own judgements about those matters and/or seek independent advice. You assume all risks associated with use of the data provided on this page.

Race Results

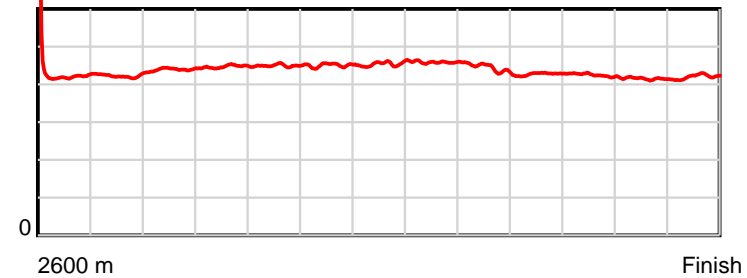
March 04, 2018, Race 7, CHEVIOT BUSINESSES CHEVIOT CUP (HANDICAP PACE), Distance 2600m, Addington - Survey 3200m

Result	TAB no.	Horse (Barrier)	2200m to	2000m to	1800m to	1600m to	1400m to	1200m to	1000m to	800m to	600m to	400m to	200m to	Total or	Margin
2nd	6	The Bus (3)	2000m	1800m	1600m	1400m	1200m	1000m	800m	600m	400m	200m	WP	Average	
		Position in running (margin)	4(4.5)	3(5.0)	3(5.3)	3(5.0)	3(3.9)	3(3.7)	3(3.9)	4(3.3)	3(2.3)	2(0.9)	1(0.0)		0.70
		Sectional time (s)	15.15	15.39	15.53	15.38	15.48	15.84	15.32	13.92	13.81	13.67	13.95		
		Cumulative time (s)	163.44	148.29	132.90	117.37	101.99	86.51	70.67	55.35	41.43	27.62	13.95	3:15.88	
		Speed (m/s)	13.20	13.00	12.88	13.00	12.92	12.63	13.05	14.37	14.48	14.63	14.34	13.27	
		Stride length (m)	5.81	5.80	5.79	5.86	5.87	5.79	5.79	6.14	6.14	6.07	6.04	5.89	
		Stride duration (s)	0.440	0.446	0.450	0.451	0.454	0.459	0.443	0.427	0.424	0.415	0.421	0.443	
		Stride efficiency (%)	52.68	52.61	52.42	53.66	53.80	52.40	52.33	58.95	58.92	57.51	57.02	54.13	
		Stride count	34.44	34.47	34.53	34.13	34.09	34.54	34.56	32.56	32.57	32.97	33.11	441.74	

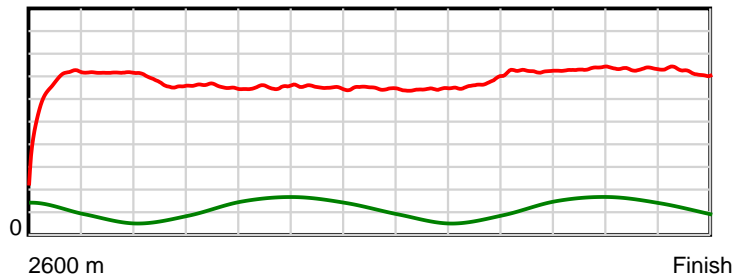
10 m Stride length



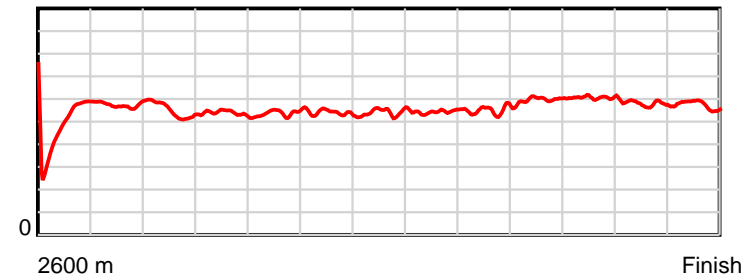
0.6 s Stride duration



20 m/sec Speed



100 % Stride efficiency



Note: Horizontal distance axis grid lines are 200m furlongs.

Disclaimer.

HRNZ and NZMTC and Thoroughbred Ratings Pty Ltd accepts no responsibility for the completeness or accuracy of any of the information contained herein, and makes no representations about its suitability for any particular purpose. Users should make their own judgements about those matters and/or seek independent advice. You assume all risks associated with use of the data provided on this page.



Race Results



March 04, 2018, Race 7, CHEVIOT BUSINESSES CHEVIOT CUP (HANDICAP PACE), Distance 2600m, Addington - Survey 3200m

Result	TAB no.	Horse (Barrier)	2600 to	2400m to
3rd	4	Mighty Santana (8)	2400m	2200m
		Position in running (margin)	-	2(2.2)
		Sectional time (s)	17.96	14.41
		Cumulative time (s)	196.10	178.14
		Speed (m/s)	11.13	13.88
		Stride length (m)	5.20	6.51
		Stride duration (s)	0.449	0.469
		Stride efficiency (%)	42.33	66.31
		Stride count	38.43	30.70

Disclaimer.

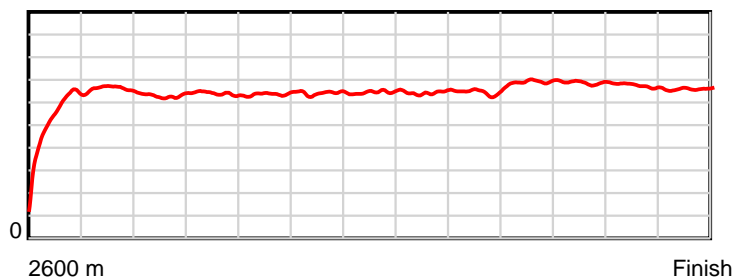
HRNZ and NZMTC and Thoroughbred Ratings Pty Ltd accepts no responsibility for the completeness or accuracy of any of the information contained herein, and makes no representations about its suitability for any particular purpose. Users should make their own judgements about those matters and/or seek independent advice. You assume all risks associated with use of the data provided on this page.

Race Results

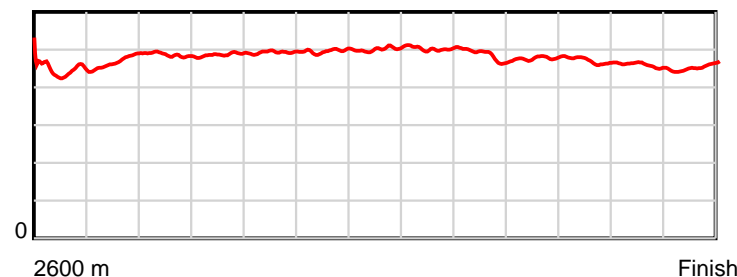
March 04, 2018, Race 7, CHEVIOT BUSINESSES CHEVIOT CUP (HANDICAP PACE), Distance 2600m, Addington - Survey 3200m

Result	TAB no.	Horse (Barrier)	2200m to	2000m to	1800m to	1600m to	1400m to	1200m to	1000m to	800m to	600m to	400m to	200m to	Total or	Margin
3rd	4	Mighty Santana (8)	2000m	1800m	1600m	1400m	1200m	1000m	800m	600m	400m	200m	WP	Average	
		Position in running (margin)	3(3.4)	4(7.5)	5(6.8)	5(6.9)	5(6.4)	5(6.7)	5(5.7)	5(3.9)	5(3.0)	4(2.5)	3(2.3)		1.90
		Sectional time (s)	15.76	15.23	15.58	15.49	15.56	15.64	15.12	13.94	13.97	13.79	13.65		
		Cumulative time (s)	163.73	147.97	132.74	117.16	101.67	86.11	70.47	55.35	41.41	27.44	13.65	3:16.10	
		Speed (m/s)	12.69	13.13	12.84	12.91	12.85	12.79	13.23	14.35	14.32	14.50	14.65	13.26	
		Stride length (m)	6.17	6.40	6.33	6.41	6.45	6.43	6.41	6.86	6.72	6.63	6.66	6.37	
		Stride duration (s)	0.486	0.487	0.493	0.496	0.502	0.503	0.484	0.478	0.470	0.457	0.454	0.481	
		Stride efficiency (%)	59.56	64.00	62.55	64.23	65.03	64.54	64.14	73.61	70.63	68.77	69.31	63.46	
		Stride count	32.40	31.25	31.61	31.20	31.00	31.12	31.22	29.14	29.75	30.15	30.03	408.00	

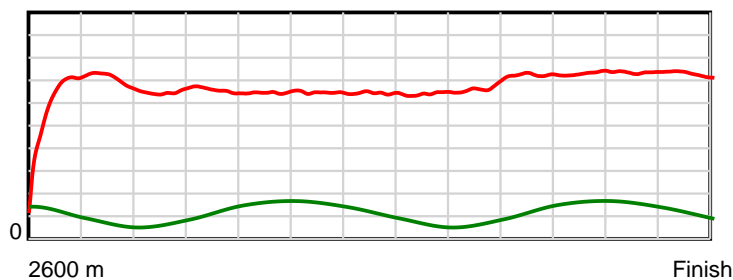
10 m Stride length



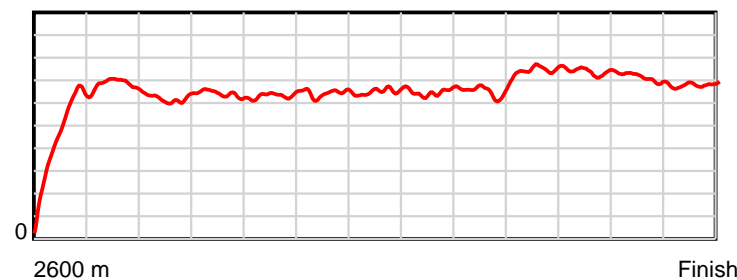
0.6 s Stride duration



20 m/sec Speed



100 % Stride efficiency



Note: Horizontal distance axis grid lines are 200m furlongs.

Disclaimer.

HRNZ and NZMTC and Thoroughbred Ratings Pty Ltd accepts no responsibility for the completeness or accuracy of any of the information contained herein, and makes no representations about its suitability for any particular purpose. Users should make their own judgements about those matters and/or seek independent advice. You assume all risks associated with use of the data provided on this page.



Race Results



March 04, 2018, Race 7, CHEVIOT BUSINESSES CHEVIOT CUP (HANDICAP PACE), Distance 2600m, Addington - Survey 3200m

Result	TAB no.	Horse (Barrier)	2600 to	2400m to
4th	3	Baileys Knight (7)	2400m	2200m
		Position in running (margin)	-	1(0.0)
		Sectional time (s)	17.42	14.20
		Cumulative time (s)	196.21	178.79
		Speed (m/s)	11.48	14.08
		Stride length (m)	5.55	6.38
		Stride duration (s)	0.480	0.453
		Stride efficiency (%)	48.15	63.68
		Stride count	36.03	31.33

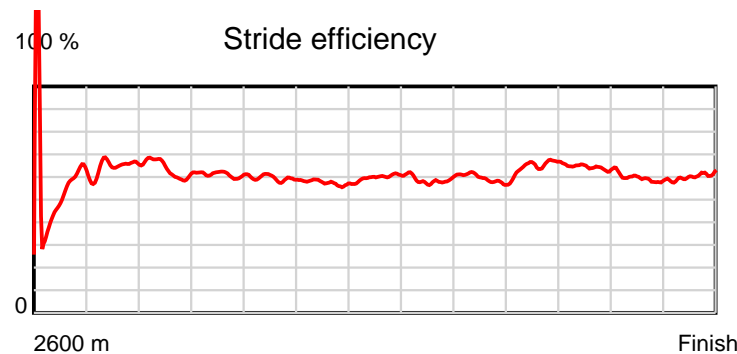
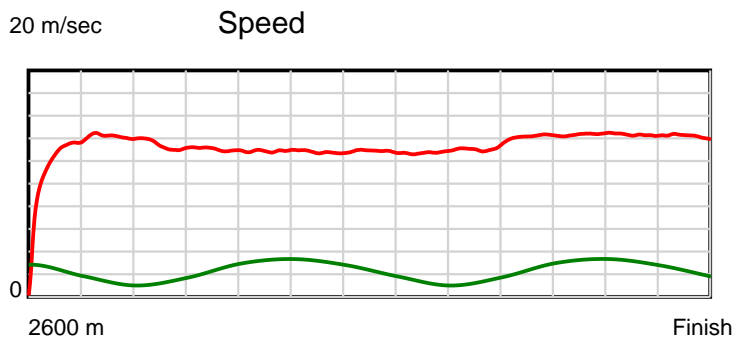
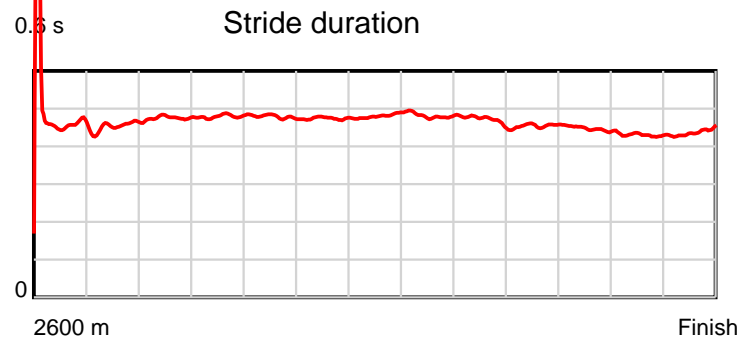
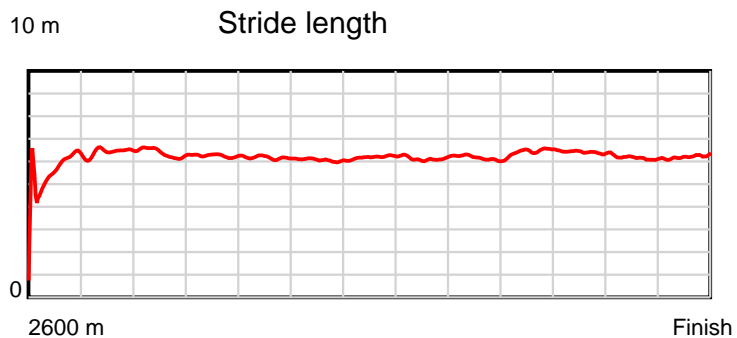
Disclaimer.

HRNZ and NZMTC and Thoroughbred Ratings Pty Ltd accepts no responsibility for the completeness or accuracy of any of the information contained herein, and makes no representations about its suitability for any particular purpose. Users should make their own judgements about those matters and/or seek independent advice. You assume all risks associated with use of the data provided on this page.

Race Results

March 04, 2018, Race 7, CHEVIOT BUSINESSES CHEVIOT CUP (HANDICAP PACE), Distance 2600m, Addington - Survey 3200m

Result	TAB no.	Horse (Barrier)	2200m to	2000m to	1800m to	1600m to	1400m to	1200m to	1000m to	800m to	600m to	400m to	200m to	Total or	Margin
4th	3	Baileys Knight (7)	2000m	1800m	1600m	1400m	1200m	1000m	800m	600m	400m	200m	WP	Average	
		Position in running (margin)	1(0.0)	1(0.0)	1(0.0)	1(0.0)	1(0.0)	1(0.0)	1(0.0)	1(0.0)	1(0.0)	1(0.0)	2(0.9)		2.50
		Sectional time (s)	15.08	15.34	15.57	15.56	15.51	15.80	15.43	14.07	14.06	13.96	14.21		
		Cumulative time (s)	164.59	149.51	134.17	118.60	103.04	87.53	71.73	56.30	42.23	28.17	14.21	3:16.21	
		Speed (m/s)	13.26	13.04	12.85	12.85	12.89	12.66	12.96	14.21	14.22	14.33	14.07	13.25	
		Stride length (m)	6.31	6.25	6.14	6.09	6.20	6.09	6.08	6.47	6.35	6.16	6.18	6.17	
		Stride duration (s)	0.476	0.480	0.478	0.474	0.481	0.481	0.469	0.455	0.446	0.430	0.439	0.465	
		Stride efficiency (%)	62.28	61.11	58.98	58.03	60.04	57.97	57.78	65.42	62.95	59.22	59.61	59.41	
		Stride count	31.68	31.98	32.56	32.82	32.27	32.84	32.89	30.91	31.51	32.49	32.38	421.69	



Note: Horizontal distance axis grid lines are 200m furlongs.

Disclaimer.

HRNZ and NZMTC and Thoroughbred Ratings Pty Ltd accepts no responsibility for the completeness or accuracy of any of the information contained herein, and makes no representations about its suitability for any particular purpose. Users should make their own judgements about those matters and/or seek independent advice. You assume all risks associated with use of the data provided on this page.



Race Results



March 04, 2018, Race 7, CHEVIOT BUSINESSES CHEVIOT CUP (HANDICAP PACE), Distance 2600m, Addington - Survey 3200m

Result	TAB no.	Horse (Barrier)	2600 to	2400m to
5th	9	Buster Brady (6)	2400m	2200m
		Position in running (margin)	-	8(10.3)
		Sectional time (s)	19.34	14.66
		Cumulative time (s)	196.27	176.93
		Speed (m/s)	10.34	13.64
		Stride length (m)	5.86	6.44
		Stride duration (s)	0.447	0.472
		Stride efficiency (%)	53.70	64.89
		Stride count	34.12	31.04

Disclaimer.

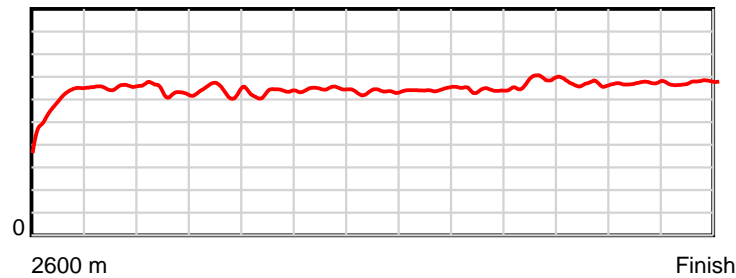
HRNZ and NZMTC and Thoroughbred Ratings Pty Ltd accepts no responsibility for the completeness or accuracy of any of the information contained herein, and makes no representations about its suitability for any particular purpose. Users should make their own judgements about those matters and/or seek independent advice. You assume all risks associated with use of the data provided on this page.

Race Results

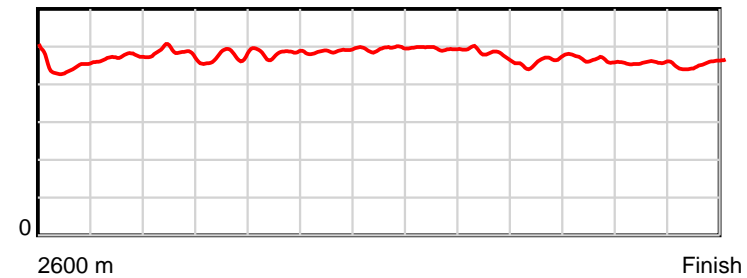
March 04, 2018, Race 7, CHEVIOT BUSINESSES CHEVIOT CUP (HANDICAP PACE), Distance 2600m, Addington - Survey 3200m

Result	TAB no.	Horse (Barrier)	2200m to	2000m to	1800m to	1600m to	1400m to	1200m to	1000m to	800m to	600m to	400m to	200m to	Total or	Margin
5th	9	Buster Brady (6)	2000m	1800m	1600m	1400m	1200m	1000m	800m	600m	400m	200m	WP	Average	
		Position in running (margin)	9(13.1)	9(15.9)	8(12.6)	8(12.6)	8(11.0)	8(11.3)	8(9.8)	8(9.0)	8(5.9)	8(6.2)	7(5.5)		2.80
		Sectional time (s)	15.55	14.78	15.57	15.30	15.56	15.55	15.28	13.57	14.10	13.70	13.31		
		Cumulative time (s)	162.27	146.72	131.94	116.37	101.07	85.51	69.96	54.68	41.11	27.01	13.31	3:16.27	
		Speed (m/s)	12.86	13.53	12.85	13.07	12.85	12.86	13.09	14.74	14.18	14.60	15.03	13.25	
		Stride length (m)	6.22	6.43	6.20	6.39	6.36	6.36	6.28	6.83	6.58	6.65	6.83	6.41	
		Stride duration (s)	0.484	0.476	0.482	0.489	0.495	0.495	0.480	0.463	0.464	0.456	0.454	0.484	
		Stride efficiency (%)	60.52	64.68	59.99	63.87	63.13	63.30	61.57	72.87	67.70	69.19	72.85	64.17	
		Stride count	32.14	31.09	32.28	31.28	31.47	31.42	31.86	29.29	30.39	30.06	29.29	405.73	

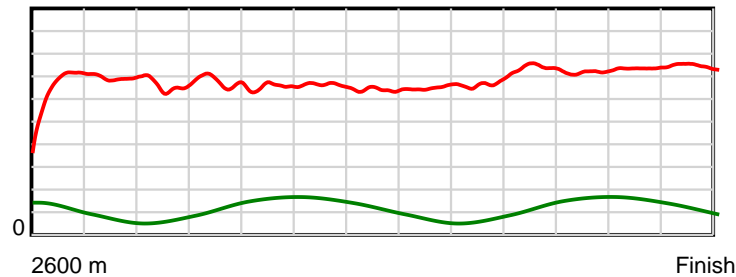
10 m Stride length



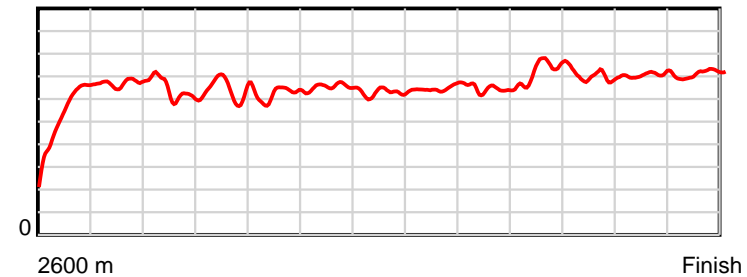
0.6 s Stride duration



20 m/sec Speed



100 % Stride efficiency



Note: Horizontal distance axis grid lines are 200m furlongs.

Disclaimer.

HRNZ and NZMTC and Thoroughbred Ratings Pty Ltd accepts no responsibility for the completeness or accuracy of any of the information contained herein, and makes no representations about its suitability for any particular purpose. Users should make their own judgements about those matters and/or seek independent advice. You assume all risks associated with use of the data provided on this page.



Race Results



March 04, 2018, Race 7, CHEVIOT BUSINESSES CHEVIOT CUP (HANDICAP PACE), Distance 2600m, Addington - Survey 3200m

Result	TAB no.	Horse (Barrier)	2600 to	2400m to
6th	7	Clasina Maria (1)	2400m	2200m
		Position in running (margin)	-	4(4.1)
		Sectional time (s)	18.19	14.39
		Cumulative time (s)	196.56	178.37
		Speed (m/s)	10.99	13.90
		Stride length (m)	5.10	5.70
		Stride duration (s)	0.405	0.410
		Stride efficiency (%)	40.61	50.79
		Stride count	39.23	35.08

Disclaimer.

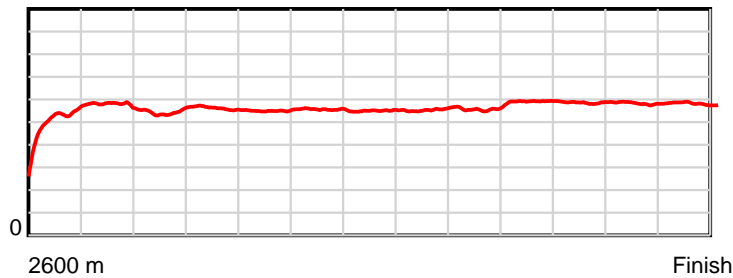
HRNZ and NZMTC and Thoroughbred Ratings Pty Ltd accepts no responsibility for the completeness or accuracy of any of the information contained herein, and makes no representations about its suitability for any particular purpose. Users should make their own judgements about those matters and/or seek independent advice. You assume all risks associated with use of the data provided on this page.

Race Results

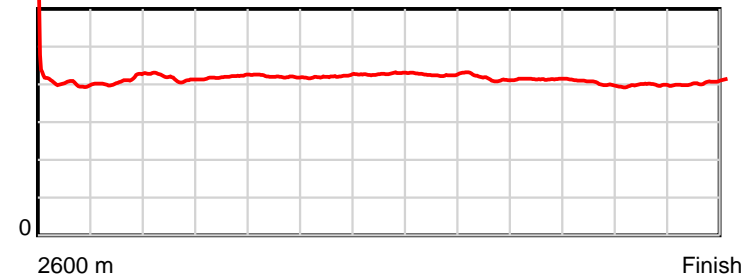
March 04, 2018, Race 7, CHEVIOT BUSINESSES CHEVIOT CUP (HANDICAP PACE), Distance 2600m, Addington - Survey 3200m

Result	TAB no.	Horse (Barrier)	2200m to	2000m to	1800m to	1600m to	1400m to	1200m to	1000m to	800m to	600m to	400m to	200m to	Total or	Margin
6th	7	Clasina Maria (1)	2000m	1800m	1600m	1400m	1200m	1000m	800m	600m	400m	200m	WP	Average	
		Position in running (margin)	5(5.3)	5(8.6)	4(6.2)	4(6.6)	4(5.6)	4(5.8)	4(4.7)	3(3.2)	4(2.7)	5(2.8)	5(3.8)		4.40
		Sectional time (s)	15.62	14.94	15.65	15.39	15.55	15.61	15.17	13.99	14.07	13.99	14.00		
		Cumulative time (s)	163.98	148.36	133.42	117.77	102.38	86.83	71.22	56.05	42.06	27.99	14.00	3:16.56	
		Speed (m/s)	12.80	13.39	12.78	13.00	12.86	12.81	13.18	14.30	14.21	14.30	14.29	13.23	
		Stride length (m)	5.34	5.62	5.38	5.47	5.50	5.46	5.49	5.92	5.71	5.70	5.79	5.54	
		Stride duration (s)	0.417	0.420	0.421	0.421	0.428	0.426	0.416	0.414	0.402	0.399	0.406	0.419	
		Stride efficiency (%)	44.57	49.44	45.18	46.83	47.32	46.50	47.03	54.68	51.02	50.84	52.46	48.04	
		Stride count	37.45	35.56	37.20	36.54	36.34	36.66	36.46	33.81	35.00	35.07	34.52	468.92	

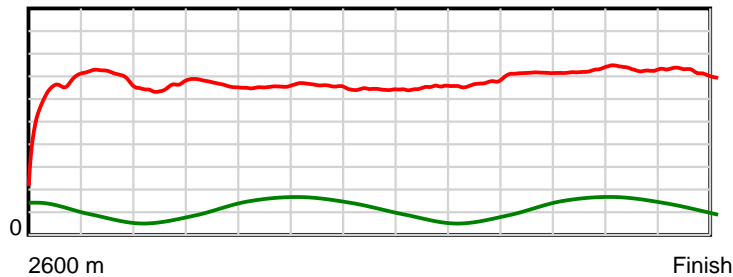
10 m Stride length



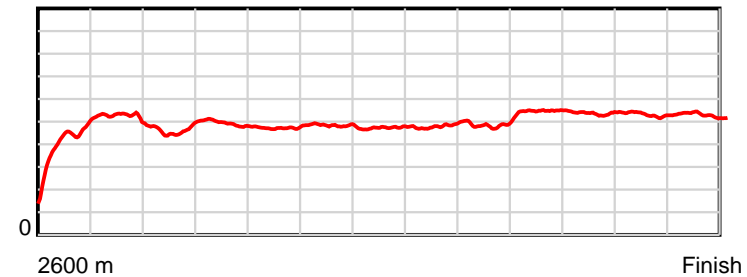
0.6 s Stride duration



20 m/sec Speed



100 % Stride efficiency



Note: Horizontal distance axis grid lines are 200m furlongs.

Disclaimer.

HRNZ and NZMTC and Thoroughbred Ratings Pty Ltd accepts no responsibility for the completeness or accuracy of any of the information contained herein, and makes no representations about its suitability for any particular purpose. Users should make their own judgements about those matters and/or seek independent advice. You assume all risks associated with use of the data provided on this page.



Race Results



March 04, 2018, Race 7, CHEVIOT BUSINESSES CHEVIOT CUP (HANDICAP PACE), Distance 2600m, Addington - Survey 3200m

Result	TAB no.	Horse (Barrier)	2600 to	2400m to
7th	2	Royal Bengal (5)	2400m	2200m
		Position in running (margin)	-	9(10.3)
		Sectional time (s)	19.11	14.24
		Cumulative time (s)	196.71	177.60
		Speed (m/s)	10.46	14.04
		Stride length (m)	4.65	6.10
		Stride duration (s)	0.421	0.434
		Stride efficiency (%)	33.81	58.08
		Stride count	43.00	32.81

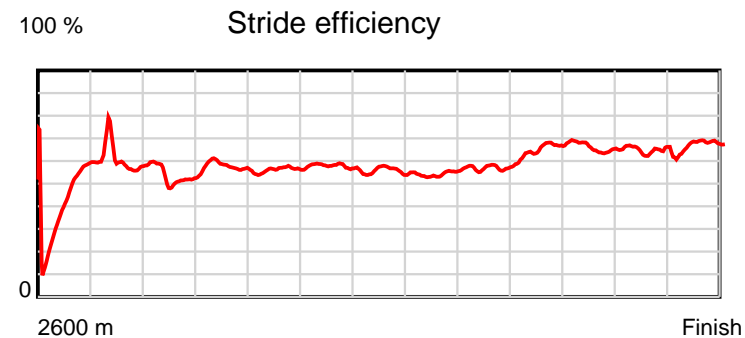
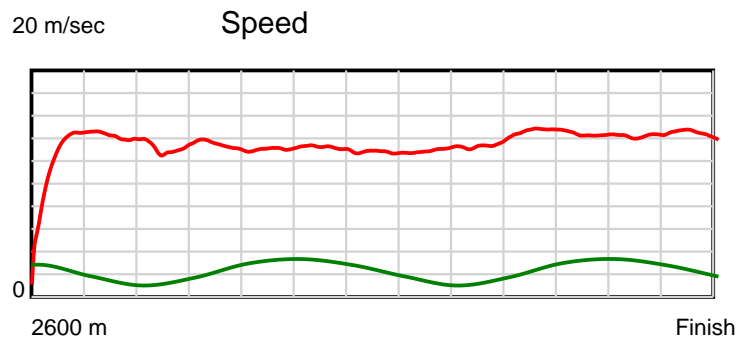
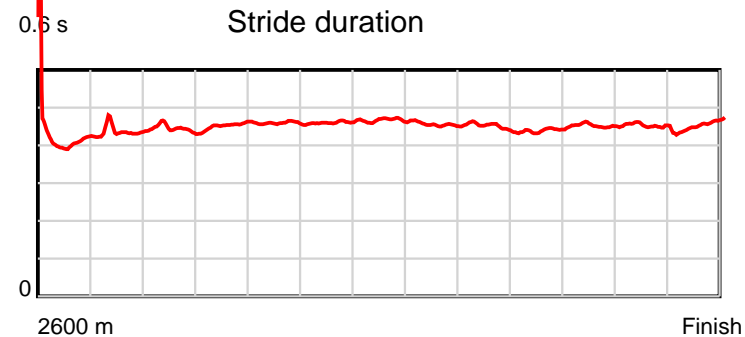
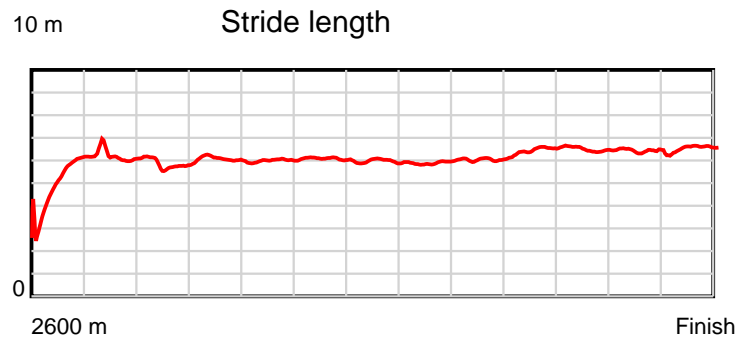
Disclaimer.

HRNZ and NZMTC and Thoroughbred Ratings Pty Ltd accepts no responsibility for the completeness or accuracy of any of the information contained herein, and makes no representations about its suitability for any particular purpose. Users should make their own judgements about those matters and/or seek independent advice. You assume all risks associated with use of the data provided on this page.

Race Results

March 04, 2018, Race 7, CHEVIOT BUSINESSES CHEVIOT CUP (HANDICAP PACE), Distance 2600m, Addington - Survey 3200m

Result	TAB no.	Horse (Barrier)	2200m to	2000m to	1800m to	1600m to	1400m to	1200m to	1000m to	800m to	600m to	400m to	200m to	Total or	Margin
7th	2	Royal Bengal (5)	2000m	1800m	1600m	1400m	1200m	1000m	800m	600m	400m	200m	WP	Average	
		Position in running (margin)	8(10.5)	7(13.3)	7(10.5)	7(10.3)	7(8.9)	7(9.6)	7(8.6)	7(6.6)	6(3.5)	6(3.6)	8(5.9)		5.20
		Sectional time (s)	15.53	14.87	15.54	15.34	15.63	15.62	15.10	13.56	14.09	14.19	13.89		
		Cumulative time (s)	163.36	147.83	132.96	117.42	102.08	86.45	70.83	55.73	42.17	28.08	13.89	3:16.71	
		Speed (m/s)	12.88	13.45	12.87	13.04	12.80	12.80	13.25	14.75	14.19	14.09	14.40	13.22	
		Stride length (m)	5.72	6.10	5.90	6.01	5.96	5.83	5.96	6.50	6.42	6.31	6.57	5.96	
		Stride duration (s)	0.444	0.453	0.459	0.461	0.466	0.455	0.450	0.441	0.452	0.448	0.457	0.451	
		Stride efficiency (%)	51.12	58.13	54.46	56.54	55.57	53.03	55.50	66.01	64.43	62.21	67.53	55.53	
		Stride count	34.97	32.79	33.88	33.25	33.54	34.33	33.56	30.77	31.15	31.70	30.42	436.17	



Note: Horizontal distance axis grid lines are 200m furlongs.

Disclaimer.

HRNZ and NZMTC and Thoroughbred Ratings Pty Ltd accepts no responsibility for the completeness or accuracy of any of the information contained herein, and makes no representations about its suitability for any particular purpose. Users should make their own judgements about those matters and/or seek independent advice. You assume all risks associated with use of the data provided on this page.



Race Results



March 04, 2018, Race 7, CHEVIOT BUSINESSES CHEVIOT CUP (HANDICAP PACE), Distance 2600m, Addington - Survey 3200m

Result	TAB no.	Horse (Barrier)	2600 to	2400m to
8th	1	Shezza GNP (4)	2400m	2200m
		Position in running (margin)	-	3(2.5)
		Sectional time (s)	17.73	14.13
		Cumulative time (s)	197.10	179.37
		Speed (m/s)	11.28	14.15
		Stride length (m)	5.05	5.89
		Stride duration (s)	0.417	0.416
		Stride efficiency (%)	39.81	54.21
		Stride count	39.63	33.96

Disclaimer.

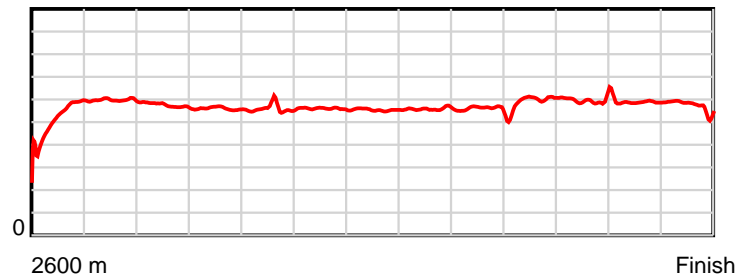
HRNZ and NZMTC and Thoroughbred Ratings Pty Ltd accepts no responsibility for the completeness or accuracy of any of the information contained herein, and makes no representations about its suitability for any particular purpose. Users should make their own judgements about those matters and/or seek independent advice. You assume all risks associated with use of the data provided on this page.

Race Results

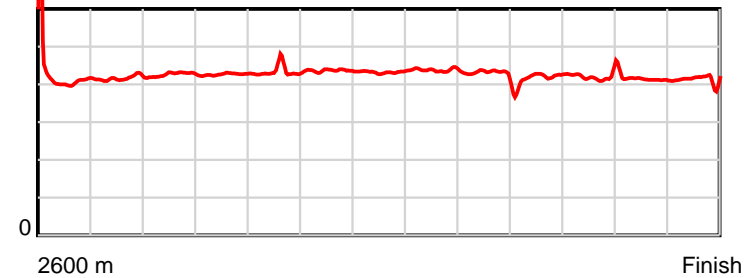
March 04, 2018, Race 7, CHEVIOT BUSINESSES CHEVIOT CUP (HANDICAP PACE), Distance 2600m, Addington - Survey 3200m

Result	TAB no.	Horse (Barrier)	2200m to	2000m to	1800m to	1600m to	1400m to	1200m to	1000m to	800m to	600m to	400m to	200m to	Total or	Margin
8th	1	Shezza GNP (4)	2000m	1800m	1600m	1400m	1200m	1000m	800m	600m	400m	200m	WP	Average	
		Position in running (margin)	2(2.1)	2(2.2)	2(2.6)	2(2.6)	2(2.3)	2(2.5)	2(2.1)	2(2.0)	2(1.9)	3(2.3)	4(3.8)		7.40
		Sectional time (s)	15.10	15.40	15.56	15.51	15.55	15.74	15.41	14.06	14.12	14.06	14.73		
		Cumulative time (s)	165.24	150.14	134.74	119.18	103.67	88.12	72.38	56.97	42.91	28.79	14.73	3:17.10	
		Speed (m/s)	13.25	12.99	12.85	12.89	12.86	12.71	12.98	14.22	14.16	14.22	13.58	13.19	
		Stride length (m)	5.65	5.54	5.55	5.63	5.56	5.57	5.50	5.99	5.95	5.88	5.62	5.63	
		Stride duration (s)	0.426	0.427	0.432	0.437	0.433	0.438	0.424	0.421	0.420	0.413	0.414	0.427	
		Stride efficiency (%)	49.80	47.95	48.08	49.55	48.36	48.43	47.23	56.06	55.38	54.02	49.37	49.59	
		Stride count	35.43	36.11	36.06	35.52	35.95	35.93	36.38	33.39	33.60	34.02	35.58	461.56	

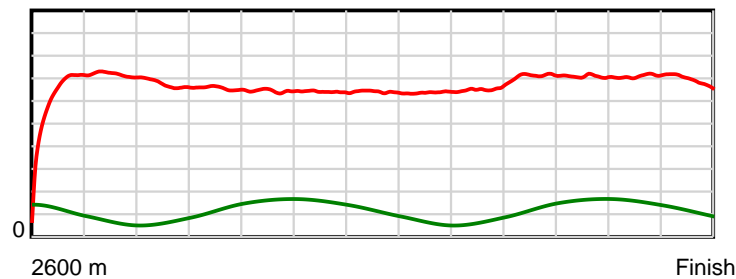
10 m Stride length



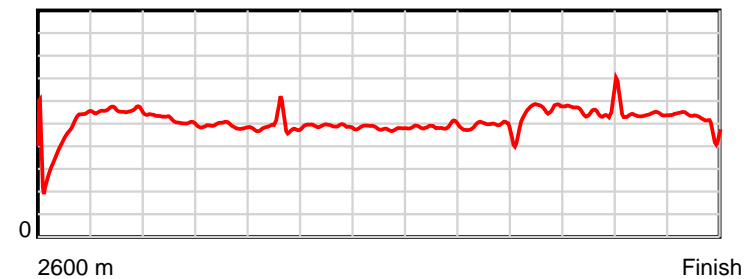
0.5 s Stride duration



20 m/sec Speed



100 % Stride efficiency



Note: Horizontal distance axis grid lines are 200m furlongs.

Disclaimer.

HRNZ and NZMTC and Thoroughbred Ratings Pty Ltd accepts no responsibility for the completeness or accuracy of any of the information contained herein, and makes no representations about its suitability for any particular purpose. Users should make their own judgements about those matters and/or seek independent advice. You assume all risks associated with use of the data provided on this page.



Race Results



March 04, 2018, Race 7, CHEVIOT BUSINESSES CHEVIOT CUP (HANDICAP PACE), Distance 2600m, Addington - Survey 3200m

Result	TAB no.	Horse (Barrier)	2600 to	2400m to
9th	10	Tiger Thompson (0)	2400m	2200m
		Position in running (margin)	-	7(9.7)
		Sectional time (s)	19.01	14.28
		Cumulative time (s)	224.20	205.19
		Speed (m/s)	10.52	14.01
		Stride length (m)	5.90	6.36
		Stride duration (s)	0.443	0.454
		Stride efficiency (%)	54.40	63.30
		Stride count	33.90	31.42

Disclaimer.

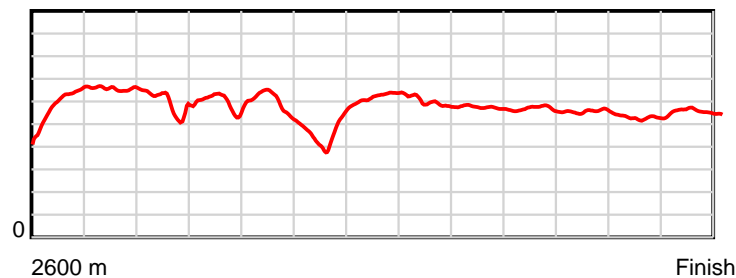
HRNZ and NZMTC and Thoroughbred Ratings Pty Ltd accepts no responsibility for the completeness or accuracy of any of the information contained herein, and makes no representations about its suitability for any particular purpose. Users should make their own judgements about those matters and/or seek independent advice. You assume all risks associated with use of the data provided on this page.

Race Results

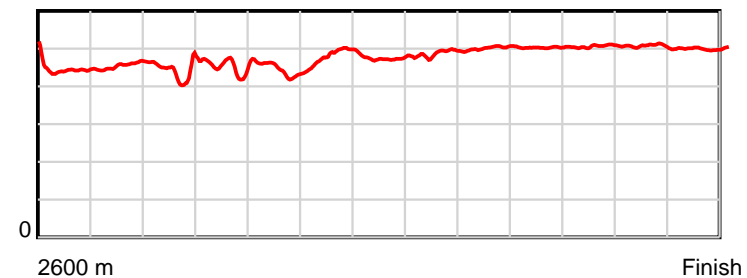
March 04, 2018, Race 7, CHEVIOT BUSINESSES CHEVIOT CUP (HANDICAP PACE), Distance 2600m, Addington - Survey 3200m

Result	TAB no.	Horse (Barrier)	2200m to	2000m to	1800m to	1600m to	1400m to	1200m to	1000m to	800m to	600m to	400m to	200m to	Total or	Margin
9th	10	Tiger Thompson (0)	2000m	1800m	1600m	1400m	1200m	1000m	800m	600m	400m	200m	WP	Average	
		Position in running (margin)	7(10.2)	8(14.5)	9(13.7)	9(14.3)	9(49.0)	9(46.6)	9(50.9)	9(65.4)	9(88.0)	9(115.4)	9(146.8)		157.90
		Sectional time (s)	15.80	15.20	15.66	21.35	15.12	16.51	17.84	17.83	18.63	19.04	17.93		
		Cumulative time (s)	190.91	175.11	159.91	144.25	122.90	107.78	91.27	73.43	55.60	36.97	17.93	3:44.20	
		Speed (m/s)	12.66	13.16	12.77	9.37	13.23	12.11	11.21	11.22	10.74	10.50	11.15	11.60	
		Stride length (m)	5.60	5.96	5.65	4.52	6.26	5.92	5.63	5.64	5.44	5.31	5.58	5.64	
		Stride duration (s)	0.443	0.453	0.442	0.483	0.473	0.489	0.503	0.503	0.506	0.506	0.500	0.486	
		Stride efficiency (%)	49.09	55.51	49.81	31.93	61.16	54.79	49.61	49.74	46.20	44.13	48.60	49.66	
		Stride count	35.68	33.56	35.43	44.24	31.97	33.78	35.50	35.45	36.78	37.64	35.86	461.21	

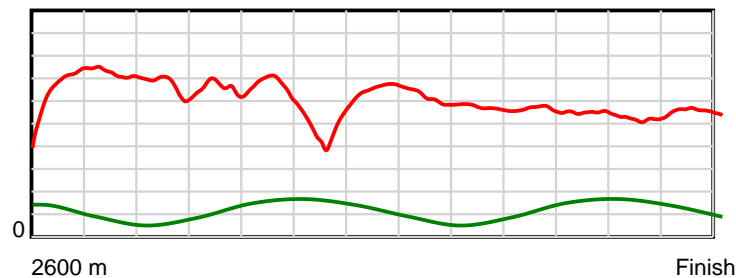
10 m Stride length



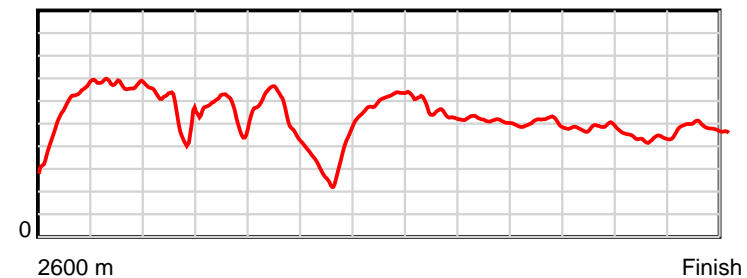
0.6 s Stride duration



20 m/sec Speed



100 % Stride efficiency



Note: Horizontal distance axis grid lines are 200m furlongs.

Disclaimer.

HRNZ and NZMTC and Thoroughbred Ratings Pty Ltd accepts no responsibility for the completeness or accuracy of any of the information contained herein, and makes no representations about its suitability for any particular purpose. Users should make their own judgements about those matters and/or seek independent advice. You assume all risks associated with use of the data provided on this page.