



Race Results

Cheviot Harness Racing Club Inc, HRNZ, March 04, 2018

Compilation date: March 4, 2018, 5:30:13 PM (NZDT)

Copyright © 2018 HRNZ and NZMTC. All rights reserved.

Trademarks.

StrideMASTER is a registered trademark of Thoroughbred Ratings Pty Ltd.

Disclaimer.

HRNZ and NZMTC and Thoroughbred Ratings Pty Ltd accepts no responsibility for the completeness or accuracy of any of the information contained herein, and makes no representations about its suitability for any particular purpose. Users should make their own judgements about those matters and/or seek independent advice. You assume all risks associated with use of the data provided on this page.



Race Results



March 04, 2018, Race 9, PAUL BURNETT MEMORIAL MOBILE PACE, Distance 2600m, Addington - Survey 3200m

Result	TAB no.	Horse (Barrier)	2600 to	2400m to
1st	11	Titanium (10)	2400m	2200m
		Position in running (margin)	-	7(5.2)
		Sectional time (s)	14.54	15.31
		Cumulative time (s)	192.41	177.87
		Speed (m/s)	13.76	13.06
		Stride length (m)	6.37	6.09
		Stride duration (s)	0.451	0.466
		Stride efficiency (%)	63.47	57.98
		Stride count	31.38	32.83

Disclaimer.

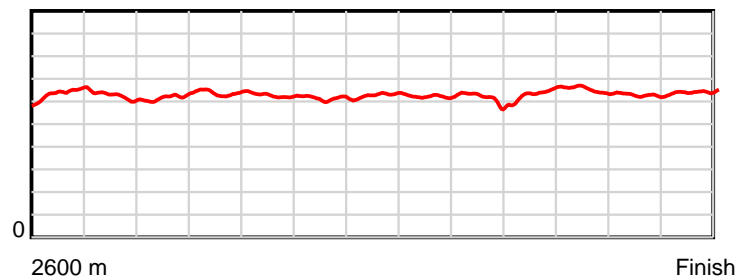
HRNZ and NZMTC and Thoroughbred Ratings Pty Ltd accepts no responsibility for the completeness or accuracy of any of the information contained herein, and makes no representations about its suitability for any particular purpose. Users should make their own judgements about those matters and/or seek independent advice. You assume all risks associated with use of the data provided on this page.

Race Results

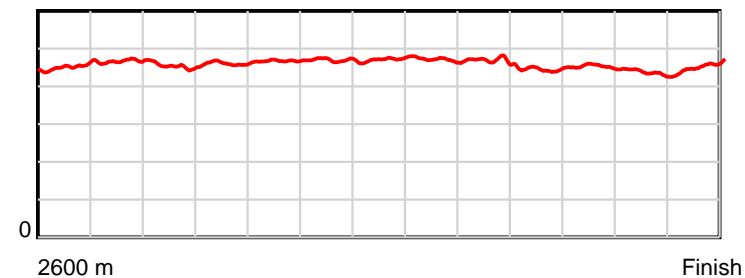
March 04, 2018, Race 9, PAUL BURNETT MEMORIAL MOBILE PACE, Distance 2600m, Addington - Survey 3200m

Result	TAB no.	Horse (Barrier)	2200m to	2000m to	1800m to	1600m to	1400m to	1200m to	1000m to	800m to	600m to	400m to	200m to	Total or	Margin
1st	11	Titanium (10)	2000m	1800m	1600m	1400m	1200m	1000m	800m	600m	400m	200m	WP	Average	
		Position in running (margin)	7(6.4)	8(9.5)	7(6.5)	6(4.8)	6(4.9)	6(4.3)	6(4.2)	5(3.3)	2(0.5)	2(1.1)	2(0.1)		0.00
		Sectional time (s)	15.11	14.53	15.20	15.51	15.08	15.36	15.72	13.90	14.17	13.93	14.05		
		Cumulative time (s)	162.56	147.45	132.92	117.72	102.21	87.13	71.77	56.05	42.15	27.98	14.05	3:12.41	
		Speed (m/s)	13.24	13.76	13.16	12.89	13.26	13.02	12.72	14.39	14.11	14.36	14.23	13.51	
		Stride length (m)	6.01	6.35	6.15	6.05	6.26	6.13	5.95	6.41	6.37	6.25	6.48	6.22	
		Stride duration (s)	0.454	0.461	0.468	0.469	0.472	0.470	0.468	0.445	0.452	0.435	0.455	0.460	
		Stride efficiency (%)	56.43	62.94	59.17	57.26	61.26	58.63	55.30	64.19	63.50	61.08	65.69	60.41	
		Stride count	33.28	31.51	32.50	33.04	31.94	32.65	33.62	31.21	31.37	31.99	30.85	418.17	

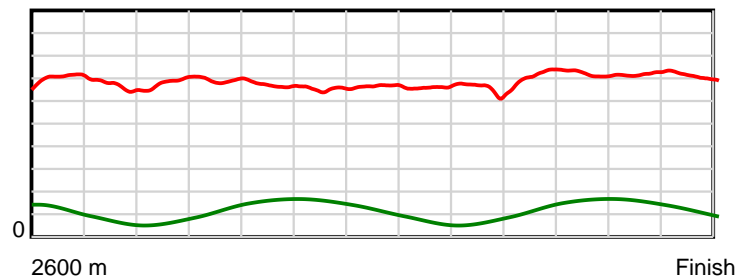
10 m Stride length



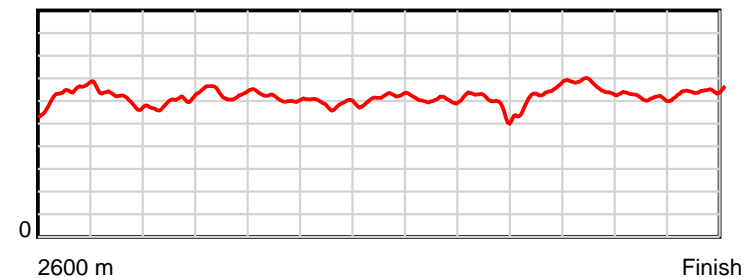
0.6 s Stride duration



20 m/sec Speed



100 % Stride efficiency



Note: Horizontal distance axis grid lines are 200m furlongs.

Disclaimer.

HRNZ and NZMTC and Thoroughbred Ratings Pty Ltd accepts no responsibility for the completeness or accuracy of any of the information contained herein, and makes no representations about its suitability for any particular purpose. Users should make their own judgements about those matters and/or seek independent advice. You assume all risks associated with use of the data provided on this page.



Race Results



March 04, 2018, Race 9, PAUL BURNETT MEMORIAL MOBILE PACE, Distance 2600m, Addington - Survey 3200m

Result	TAB no.	Horse (Barrier)	2600 to	2400m to
2nd	12	Nurburgring (11)	2400m	2200m
		Position in running (margin)	-	8(7.2)
		Sectional time (s)	14.68	15.26
		Cumulative time (s)	192.53	177.85
		Speed (m/s)	13.62	13.11
		Stride length (m)	6.23	6.10
		Stride duration (s)	0.451	0.466
		Stride efficiency (%)	60.59	58.24
		Stride count	32.12	32.76

Disclaimer.

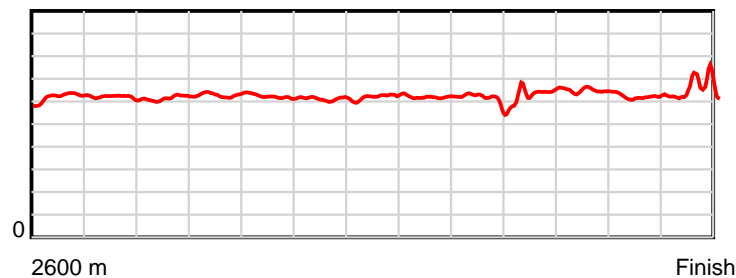
HRNZ and NZMTC and Thoroughbred Ratings Pty Ltd accepts no responsibility for the completeness or accuracy of any of the information contained herein, and makes no representations about its suitability for any particular purpose. Users should make their own judgements about those matters and/or seek independent advice. You assume all risks associated with use of the data provided on this page.

Race Results

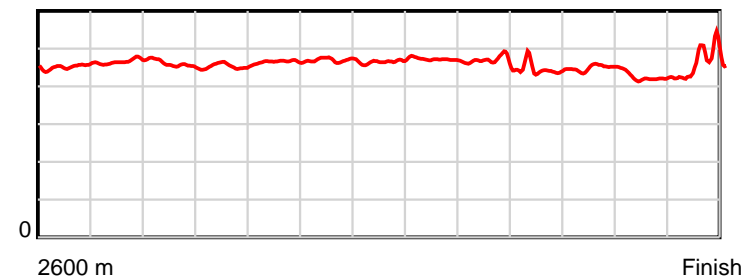
March 04, 2018, Race 9, PAUL BURNETT MEMORIAL MOBILE PACE, Distance 2600m, Addington - Survey 3200m

Result	TAB no.	Horse (Barrier)	2200m to	2000m to	1800m to	1600m to	1400m to	1200m to	1000m to	800m to	600m to	400m to	200m to	Total or	Margin
2nd	12	Nurburgring (11)	2000m	1800m	1600m	1400m	1200m	1000m	800m	600m	400m	200m	WP	Average	
		Position in running (margin)	9(8.1)	9(12.5)	9(8.7)	8(7.3)	8(7.1)	8(6.0)	8(6.0)	7(5.3)	4(2.4)	4(2.9)	3(1.1)		0.70
		Sectional time (s)	15.32	14.39	15.26	15.45	15.00	15.37	15.75	13.88	14.15	13.79	14.23		
		Cumulative time (s)	162.59	147.27	132.88	117.62	102.17	87.17	71.80	56.05	42.17	28.02	14.23	3:12.53	
		Speed (m/s)	13.05	13.90	13.11	12.94	13.33	13.01	12.70	14.41	14.13	14.50	14.05	13.50	
		Stride length (m)	5.99	6.31	6.10	6.08	6.22	6.12	5.92	6.40	6.35	6.11	6.46	6.18	
		Stride duration (s)	0.459	0.454	0.466	0.470	0.466	0.471	0.466	0.444	0.449	0.421	0.459	0.458	
		Stride efficiency (%)	56.11	62.17	58.24	57.77	60.42	58.56	54.81	63.91	62.93	58.26	65.15	59.67	
		Stride count	33.38	31.71	32.76	32.89	32.16	32.67	33.77	31.27	31.52	32.76	30.98	420.75	

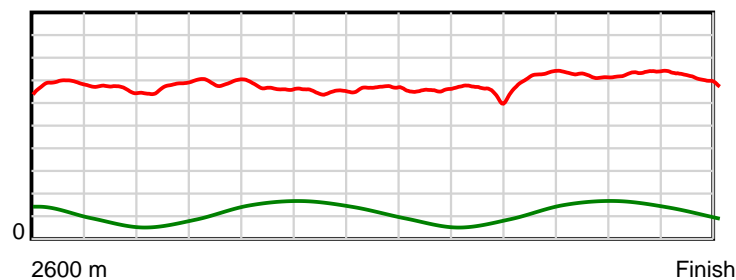
10 m Stride length



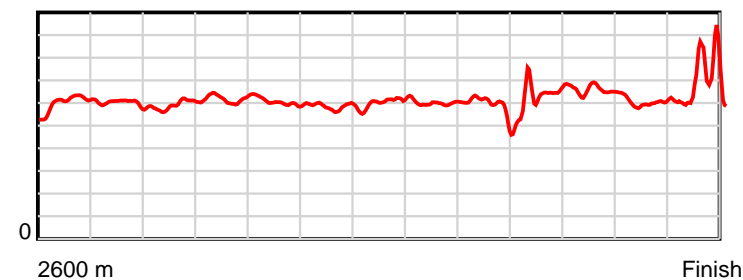
0.6 s Stride duration



20 m/sec Speed



100 % Stride efficiency



Note: Horizontal distance axis grid lines are 200m furlongs.

Disclaimer.

HRNZ and NZMTC and Thoroughbred Ratings Pty Ltd accepts no responsibility for the completeness or accuracy of any of the information contained herein, and makes no representations about its suitability for any particular purpose. Users should make their own judgements about those matters and/or seek independent advice. You assume all risks associated with use of the data provided on this page.



Race Results



March 04, 2018, Race 9, PAUL BURNETT MEMORIAL MOBILE PACE, Distance 2600m, Addington - Survey 3200m

Result	TAB no.	Horse (Barrier)	2600 to	2400m to
3rd	6	Caviar Star (6)	2400m	2200m
		Position in running (margin)	-	3(1.1)
		Sectional time (s)	13.88	15.68
		Cumulative time (s)	192.59	178.71
		Speed (m/s)	14.41	12.76
		Stride length (m)	6.18	5.72
		Stride duration (s)	0.428	0.448
		Stride efficiency (%)	59.62	51.05
		Stride count	32.38	34.99

Disclaimer.

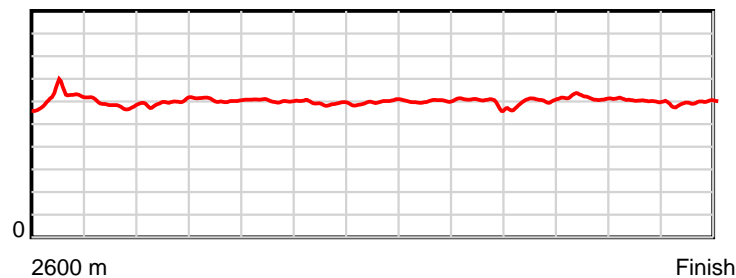
HRNZ and NZMTC and Thoroughbred Ratings Pty Ltd accepts no responsibility for the completeness or accuracy of any of the information contained herein, and makes no representations about its suitability for any particular purpose. Users should make their own judgements about those matters and/or seek independent advice. You assume all risks associated with use of the data provided on this page.

Race Results

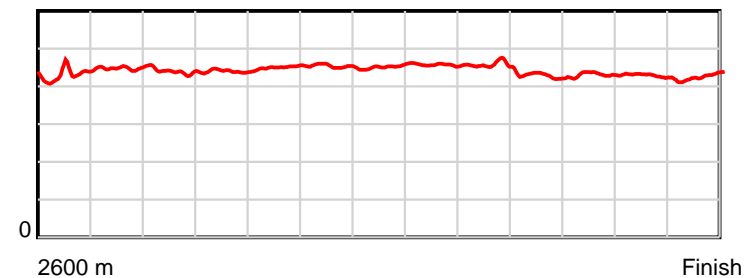
March 04, 2018, Race 9, PAUL BURNETT MEMORIAL MOBILE PACE, Distance 2600m, Addington - Survey 3200m

Result	TAB no.	Horse (Barrier)	2200m to	2000m to	1800m to	1600m to	1400m to	1200m to	1000m to	800m to	600m to	400m to	200m to	Total or	Margin
3rd	6	Caviar Star (6)	2000m	1800m	1600m	1400m	1200m	1000m	800m	600m	400m	200m	WP	Average	
		Position in running (margin)	6(4.5)	6(7.8)	5(4.5)	4(3.4)	4(2.9)	4(2.2)	4(2.1)	3(1.2)	1(0.0)	1(0.0)	1(0.0)		1.00
		Sectional time (s)	15.13	14.47	15.31	15.40	15.08	15.35	15.72	14.16	14.07	14.10	14.24		
		Cumulative time (s)	163.03	147.90	133.43	118.12	102.72	87.64	72.29	56.57	42.41	28.34	14.24	3:12.59	
		Speed (m/s)	13.22	13.82	13.06	12.99	13.26	13.03	12.72	14.12	14.21	14.18	14.04	13.50	
		Stride length (m)	5.81	6.08	5.89	5.88	6.00	5.95	5.79	6.04	6.14	6.07	5.99	5.96	
		Stride duration (s)	0.440	0.440	0.451	0.453	0.453	0.457	0.455	0.428	0.432	0.428	0.426	0.442	
		Stride efficiency (%)	52.78	57.80	54.21	54.10	56.34	55.35	52.30	57.08	58.83	57.49	56.03	55.53	
		Stride count	34.41	32.89	33.96	33.99	33.31	33.61	34.57	33.09	32.60	32.97	33.40	436.17	

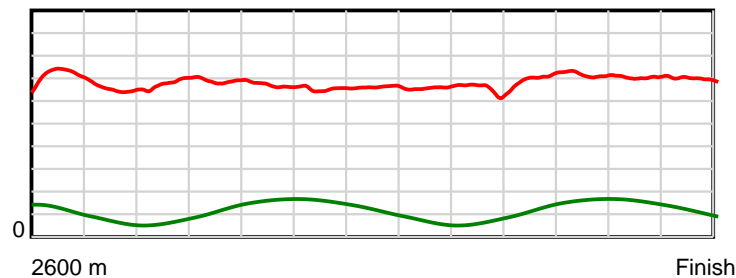
10 m Stride length



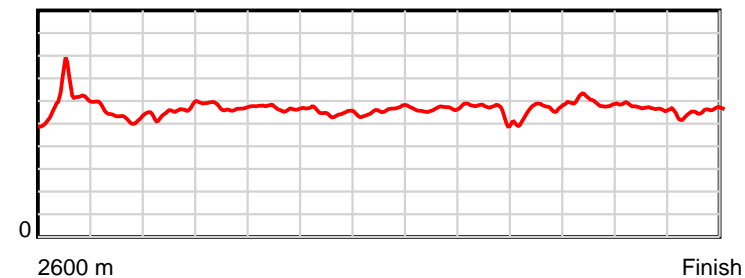
0.6 s Stride duration



20 m/sec Speed



100 % Stride efficiency



Note: Horizontal distance axis grid lines are 200m furlongs.

Disclaimer.

HRNZ and NZMTC and Thoroughbred Ratings Pty Ltd accepts no responsibility for the completeness or accuracy of any of the information contained herein, and makes no representations about its suitability for any particular purpose. Users should make their own judgements about those matters and/or seek independent advice. You assume all risks associated with use of the data provided on this page.



Race Results



March 04, 2018, Race 9, PAUL BURNETT MEMORIAL MOBILE PACE, Distance 2600m, Addington - Survey 3200m

Result	TAB no.	Horse (Barrier)	2600 to	2400m to
4th	8	Karmic Way (7)	2400m	2200m
		Position in running (margin)	-	10(10.0)
		Sectional time (s)	15.18	15.41
		Cumulative time (s)	192.69	177.51
		Speed (m/s)	13.18	12.98
		Stride length (m)	5.58	5.62
		Stride duration (s)	0.425	0.433
		Stride efficiency (%)	48.69	49.34
		Stride count	35.83	35.59

Disclaimer.

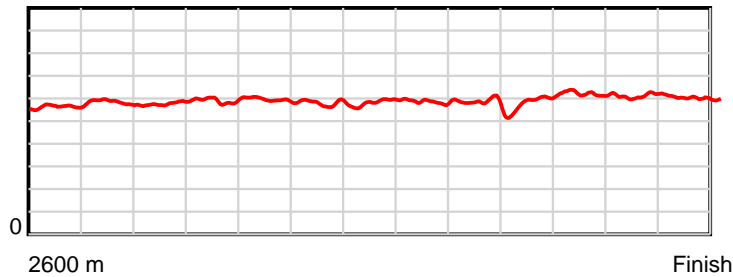
HRNZ and NZMTC and Thoroughbred Ratings Pty Ltd accepts no responsibility for the completeness or accuracy of any of the information contained herein, and makes no representations about its suitability for any particular purpose. Users should make their own judgements about those matters and/or seek independent advice. You assume all risks associated with use of the data provided on this page.

Race Results

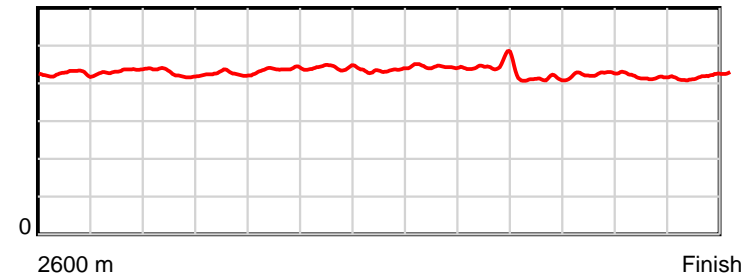
March 04, 2018, Race 9, PAUL BURNETT MEMORIAL MOBILE PACE, Distance 2600m, Addington - Survey 3200m

Result	TAB no.	Horse (Barrier)	2200m to	2000m to	1800m to	1600m to	1400m to	1200m to	1000m to	800m to	600m to	400m to	200m to	Total or	Margin
4th	8	Karmic Way (7)	2000m	1800m	1600m	1400m	1200m	1000m	800m	600m	400m	200m	WP	Average	
		Position in running (margin)	11(11.7)	10(16.2)	10(12.0)	10(11.3)	10(9.2)	9(7.5)	11(8.8)	10(8.2)	7(4.7)	6(6.1)	5(2.9)		1.60
		Sectional time (s)	15.33	14.33	15.36	15.15	14.90	15.58	15.78	13.76	14.31	13.57	14.03		
		Cumulative time (s)	162.10	146.77	132.44	117.08	101.93	87.03	71.45	55.67	41.91	27.60	14.03	3:12.69	
		Speed (m/s)	13.05	13.96	13.02	13.20	13.42	12.84	12.67	14.53	13.98	14.74	14.26	13.49	
		Stride length (m)	5.56	5.95	5.70	5.84	5.85	5.69	5.65	6.00	5.95	6.11	5.99	5.80	
		Stride duration (s)	0.426	0.426	0.438	0.442	0.435	0.443	0.445	0.413	0.426	0.415	0.420	0.430	
		Stride efficiency (%)	48.38	55.24	50.80	53.23	53.42	50.62	49.80	56.17	55.35	58.40	55.99	52.58	
		Stride count	35.94	33.64	35.08	34.27	34.21	35.14	35.43	33.36	33.60	32.72	33.41	448.22	

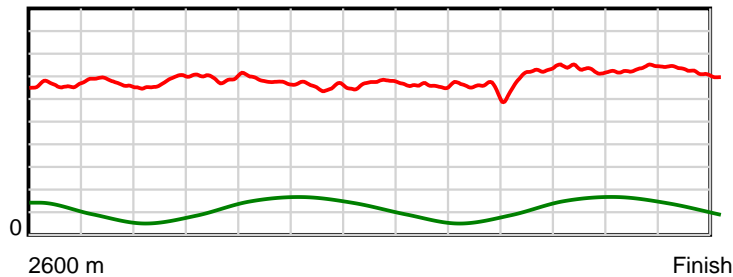
10 m Stride length



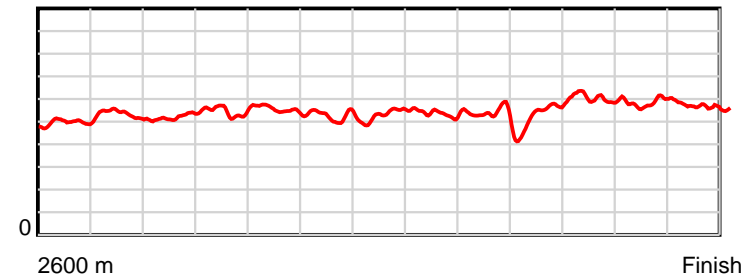
0.6 s Stride duration



20 m/sec Speed



100 % Stride efficiency



Note: Horizontal distance axis grid lines are 200m furlongs.

Disclaimer.

HRNZ and NZMTC and Thoroughbred Ratings Pty Ltd accepts no responsibility for the completeness or accuracy of any of the information contained herein, and makes no representations about its suitability for any particular purpose. Users should make their own judgements about those matters and/or seek independent advice. You assume all risks associated with use of the data provided on this page.



Race Results



March 04, 2018, Race 9, PAUL BURNETT MEMORIAL MOBILE PACE, Distance 2600m, Addington - Survey 3200m

Result	TAB no.	Horse (Barrier)	2600 to	2400m to
5th	10	Go Davey (9)	2400m	2200m
		Position in running (margin)	-	6(4.6)
		Sectional time (s)	14.27	15.05
		Cumulative time (s)	193.61	179.34
		Speed (m/s)	14.02	13.29
		Stride length (m)	6.42	6.22
		Stride duration (s)	0.446	0.468
		Stride efficiency (%)	64.49	60.48
		Stride count	31.13	32.15

Disclaimer.

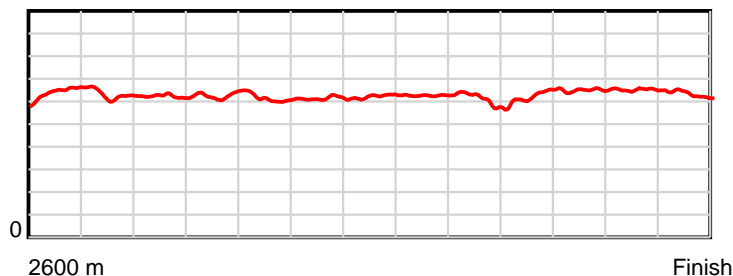
HRNZ and NZMTC and Thoroughbred Ratings Pty Ltd accepts no responsibility for the completeness or accuracy of any of the information contained herein, and makes no representations about its suitability for any particular purpose. Users should make their own judgements about those matters and/or seek independent advice. You assume all risks associated with use of the data provided on this page.

Race Results

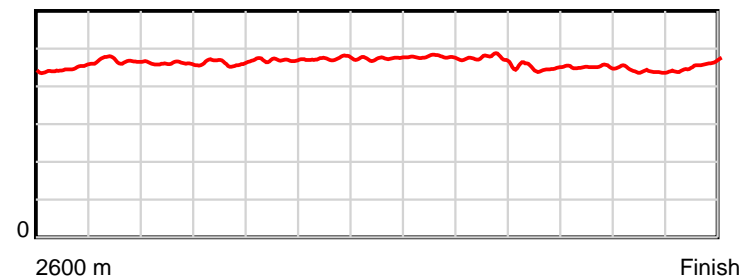
March 04, 2018, Race 9, PAUL BURNETT MEMORIAL MOBILE PACE, Distance 2600m, Addington - Survey 3200m

Result	TAB no.	Horse (Barrier)	2200m to	2000m to	1800m to	1600m to	1400m to	1200m to	1000m to	800m to	600m to	400m to	200m to	Total or	Margin
5th	10	Go Davey (9)	2000m	1800m	1600m	1400m	1200m	1000m	800m	600m	400m	200m	WP	Average	
		Position in running (margin)	5(4.3)	5(7.1)	6(5.7)	7(6.0)	7(5.5)	7(5.6)	7(5.8)	8(5.6)	8(5.6)	7(7.0)	7(5.1)		6.70
		Sectional time (s)	15.07	14.79	15.53	15.40	15.20	15.40	15.85	14.35	14.31	13.79	14.60		
		Cumulative time (s)	164.29	149.22	134.43	118.90	103.50	88.30	72.90	57.05	42.70	28.39	14.60	3:13.61	
		Speed (m/s)	13.27	13.52	12.88	12.99	13.16	12.99	12.62	13.94	13.98	14.50	13.70	13.43	
		Stride length (m)	6.11	6.25	6.04	6.14	6.25	6.20	5.98	6.26	6.31	6.40	6.25	6.22	
		Stride duration (s)	0.460	0.462	0.469	0.473	0.475	0.478	0.474	0.449	0.451	0.441	0.456	0.463	
		Stride efficiency (%)	58.34	61.10	57.10	58.94	60.95	60.08	55.94	61.16	62.19	63.91	61.04	60.37	
		Stride count	32.73	31.99	33.09	32.57	32.02	32.25	33.43	31.97	31.70	31.27	32.00	418.30	

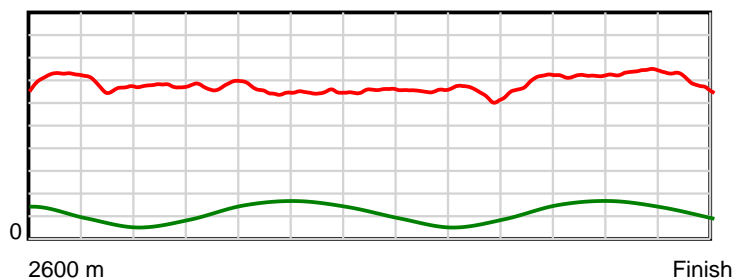
10 m Stride length



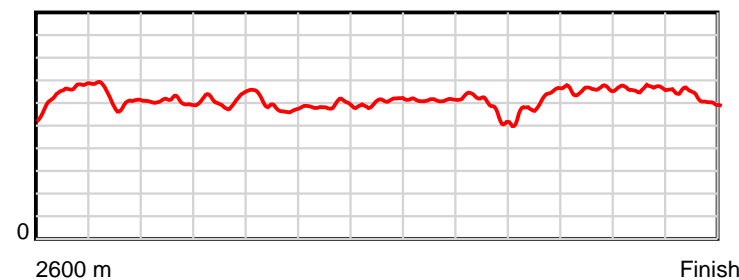
0.6 s Stride duration



20 m/sec Speed



100 % Stride efficiency



Note: Horizontal distance axis grid lines are 200m furlongs.

Disclaimer.

HRNZ and NZMTC and Thoroughbred Ratings Pty Ltd accepts no responsibility for the completeness or accuracy of any of the information contained herein, and makes no representations about its suitability for any particular purpose. Users should make their own judgements about those matters and/or seek independent advice. You assume all risks associated with use of the data provided on this page.



Race Results



March 04, 2018, Race 9, PAUL BURNETT MEMORIAL MOBILE PACE, Distance 2600m, Addington - Survey 3200m

Result	TAB no.	Horse (Barrier)	2600 to	2400m to
6th	3	Hundie (3)	2400m	2200m
		Position in running (margin)	-	2(0.8)
		Sectional time (s)	13.60	14.98
		Cumulative time (s)	193.73	180.13
		Speed (m/s)	14.71	13.35
		Stride length (m)	5.97	5.88
		Stride duration (s)	0.412	0.440
		Stride efficiency (%)	55.69	54.01
		Stride count	33.50	34.02

Disclaimer.

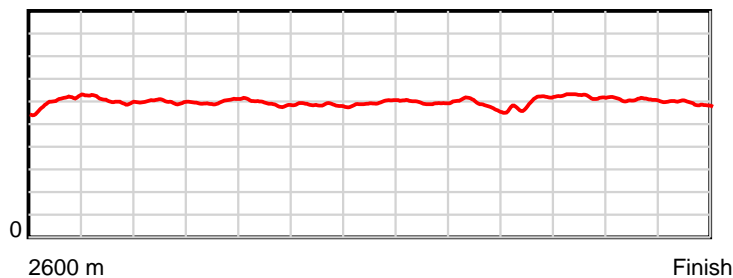
HRNZ and NZMTC and Thoroughbred Ratings Pty Ltd accepts no responsibility for the completeness or accuracy of any of the information contained herein, and makes no representations about its suitability for any particular purpose. Users should make their own judgements about those matters and/or seek independent advice. You assume all risks associated with use of the data provided on this page.

Race Results

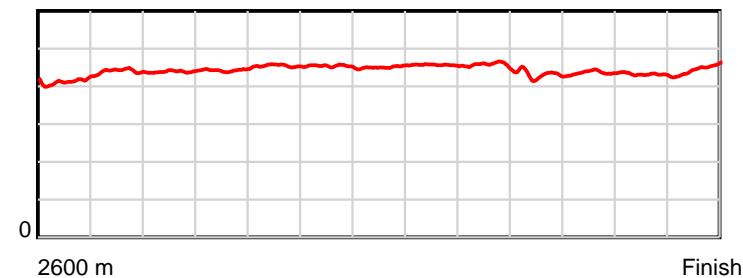
March 04, 2018, Race 9, PAUL BURNETT MEMORIAL MOBILE PACE, Distance 2600m, Addington - Survey 3200m

Result	TAB no.	Horse (Barrier)	2200m to	2000m to	1800m to	1600m to	1400m to	1200m to	1000m to	800m to	600m to	400m to	200m to	Total or	Margin
6th	3	Hundie (3)	2000m	1800m	1600m	1400m	1200m	1000m	800m	600m	400m	200m	WP	Average	
		Position in running (margin)	1(0.0)	2(2.7)	2(1.8)	3(2.1)	3(1.8)	3(1.9)	3(1.8)	4(1.4)	3(1.7)	3(2.4)	4(2.2)		7.40
		Sectional time (s)	15.04	14.86	15.53	15.46	15.19	15.35	15.81	14.41	14.19	14.07	15.24		
		Cumulative time (s)	165.15	150.11	135.25	119.72	104.26	89.07	73.72	57.91	43.50	29.31	15.24	3:13.73	
		Speed (m/s)	13.30	13.46	12.88	12.94	13.17	13.03	12.65	13.88	14.09	14.21	13.12	13.42	
		Stride length (m)	5.84	5.96	5.85	5.87	5.94	5.95	5.76	5.99	6.16	6.12	5.87	5.93	
		Stride duration (s)	0.439	0.443	0.454	0.454	0.451	0.457	0.455	0.432	0.437	0.431	0.448	0.442	
		Stride efficiency (%)	53.27	55.60	53.40	53.84	55.13	55.33	51.81	56.11	59.32	58.60	53.91	55.03	
		Stride count	34.26	33.53	34.21	34.07	33.67	33.61	34.73	33.38	32.46	32.66	34.05	438.15	

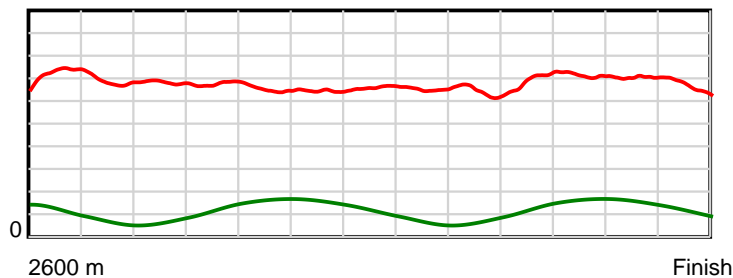
10 m Stride length



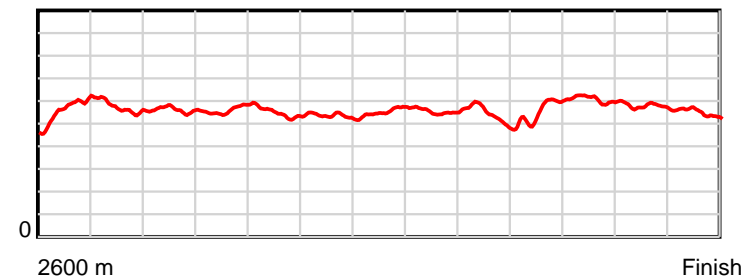
0.6 s Stride duration



20 m/sec Speed



100 % Stride efficiency



Note: Horizontal distance axis grid lines are 200m furlongs.

Disclaimer.

HRNZ and NZMTC and Thoroughbred Ratings Pty Ltd accepts no responsibility for the completeness or accuracy of any of the information contained herein, and makes no representations about its suitability for any particular purpose. Users should make their own judgements about those matters and/or seek independent advice. You assume all risks associated with use of the data provided on this page.



Race Results



March 04, 2018, Race 9, PAUL BURNETT MEMORIAL MOBILE PACE, Distance 2600m, Addington - Survey 3200m

Result	TAB no.	Horse (Barrier)	2600 to	2400m to
7th	5	Western Deligh... (5)	2400m	2200m
		Position in running (margin)	-	1(0.0)
		Sectional time (s)	13.31	15.40
		Cumulative time (s)	194.56	181.25
		Speed (m/s)	15.03	12.99
		Stride length (m)	6.15	5.92
		Stride duration (s)	0.420	0.455
		Stride efficiency (%)	59.20	54.70
		Stride count	32.49	33.80

Disclaimer.

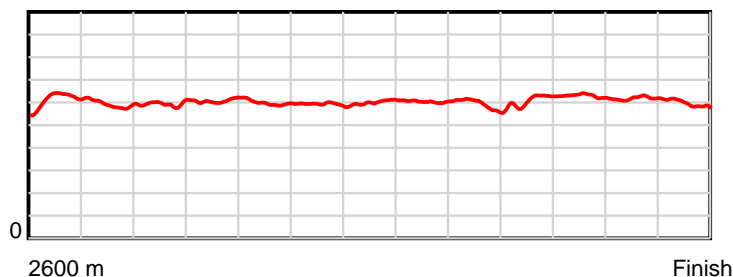
HRNZ and NZMTC and Thoroughbred Ratings Pty Ltd accepts no responsibility for the completeness or accuracy of any of the information contained herein, and makes no representations about its suitability for any particular purpose. Users should make their own judgements about those matters and/or seek independent advice. You assume all risks associated with use of the data provided on this page.

Race Results

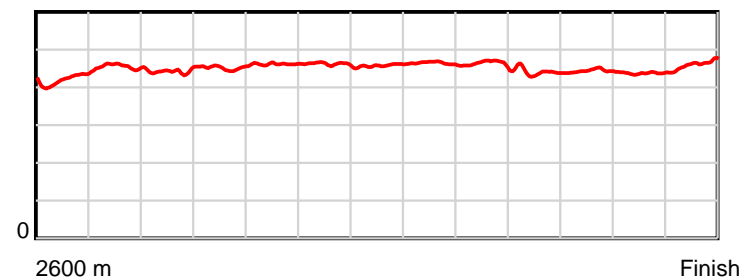
March 04, 2018, Race 9, PAUL BURNETT MEMORIAL MOBILE PACE, Distance 2600m, Addington - Survey 3200m

Result	TAB no.	Horse (Barrier)	2200m to	2000m to	1800m to	1600m to	1400m to	1200m to	1000m to	800m to	600m to	400m to	200m to	Total or	Margin
7th	5	Western Deligh... (5)	2000m	1800m	1600m	1400m	1200m	1000m	800m	600m	400m	200m	WP	Average	
		Position in running (margin)	3(1.7)	3(4.9)	4(3.9)	5(4.3)	5(3.5)	5(3.7)	5(3.3)	6(3.4)	6(4.0)	5(5.4)	6(4.9)		11.90
		Sectional time (s)	15.11	14.86	15.55	15.36	15.21	15.31	15.89	14.46	14.29	14.02	15.79		
		Cumulative time (s)	165.85	150.74	135.88	120.33	104.97	89.76	74.45	58.56	44.10	29.81	15.79	3:14.56	
		Speed (m/s)	13.24	13.46	12.86	13.02	13.15	13.06	12.59	13.83	14.00	14.27	12.67	13.36	
		Stride length (m)	5.86	6.08	5.94	6.01	6.02	6.07	5.82	6.11	6.21	6.24	5.85	6.02	
		Stride duration (s)	0.443	0.452	0.462	0.462	0.458	0.464	0.463	0.442	0.444	0.437	0.462	0.450	
		Stride efficiency (%)	53.63	57.72	55.17	56.53	56.66	57.49	52.95	58.35	60.23	60.84	53.49	56.61	
		Stride count	34.14	32.91	33.66	33.25	33.21	32.97	34.36	32.73	32.21	32.05	34.18	431.96	

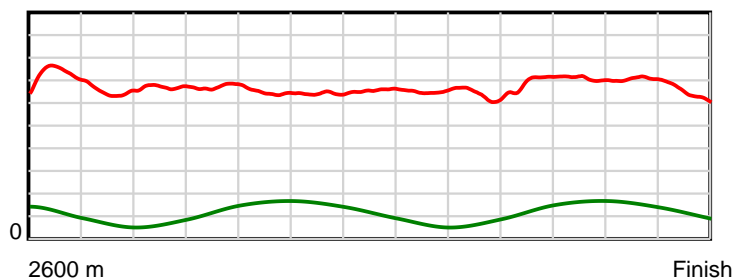
10 m Stride length



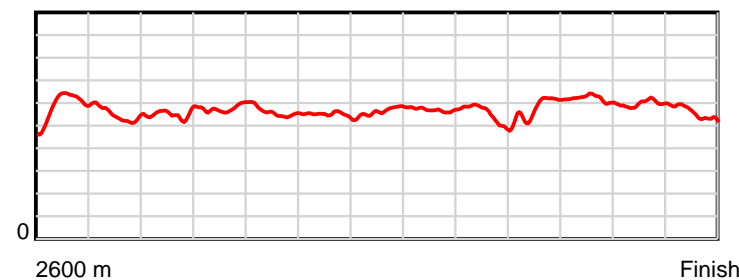
0.6 s Stride duration



20 m/sec Speed



100 % Stride efficiency



Note: Horizontal distance axis grid lines are 200m furlongs.

Disclaimer.

HRNZ and NZMTC and Thoroughbred Ratings Pty Ltd accepts no responsibility for the completeness or accuracy of any of the information contained herein, and makes no representations about its suitability for any particular purpose. Users should make their own judgements about those matters and/or seek independent advice. You assume all risks associated with use of the data provided on this page.



Race Results



March 04, 2018, Race 9, PAUL BURNETT MEMORIAL MOBILE PACE, Distance 2600m, Addington - Survey 3200m

Result	TAB no.	Horse (Barrier)	2600 to	2400m to
8th	4	Pay Me The Cha... (4)	2400m	2200m
		Position in running (margin)	-	9(9.3)
		Sectional time (s)	15.13	14.89
		Cumulative time (s)	194.66	179.53
		Speed (m/s)	13.22	13.43
		Stride length (m)	6.91	6.98
		Stride duration (s)	0.523	0.519
		Stride efficiency (%)	74.66	76.07
		Stride count	28.94	28.66

Disclaimer.

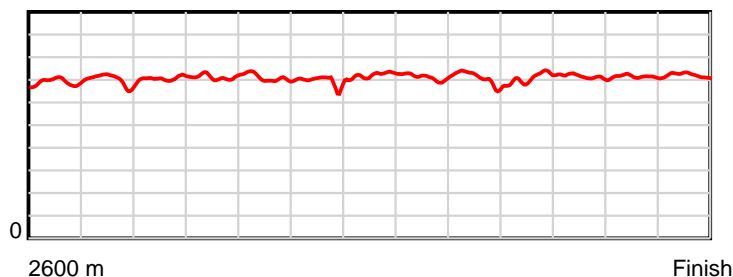
HRNZ and NZMTC and Thoroughbred Ratings Pty Ltd accepts no responsibility for the completeness or accuracy of any of the information contained herein, and makes no representations about its suitability for any particular purpose. Users should make their own judgements about those matters and/or seek independent advice. You assume all risks associated with use of the data provided on this page.

Race Results

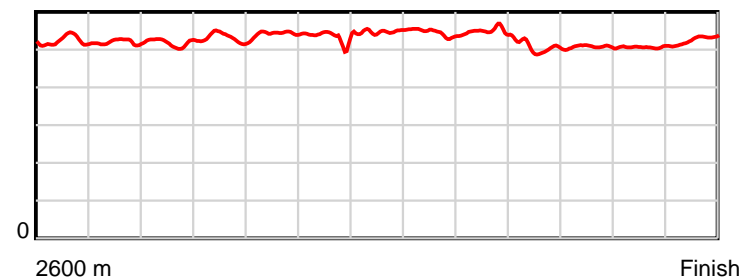
March 04, 2018, Race 9, PAUL BURNETT MEMORIAL MOBILE PACE, Distance 2600m, Addington - Survey 3200m

Result	TAB no.	Horse (Barrier)	2200m to	2000m to	1800m to	1600m to	1400m to	1200m to	1000m to	800m to	600m to	400m to	200m to	Total or	Margin
8th	4	Pay Me The Cha... (4)	2000m	1800m	1600m	1400m	1200m	1000m	800m	600m	400m	200m	WP	Average	
		Position in running (margin)	8(7.9)	7(8.9)	8(8.1)	9(8.4)	9(7.8)	10(7.8)	9(7.2)	9(7.3)	10(7.9)	9(10.0)	8(9.7)		12.50
		Sectional time (s)	14.76	14.88	15.54	15.38	15.19	15.27	15.90	14.45	14.41	14.05	14.81		
		Cumulative time (s)	164.64	149.88	135.00	119.46	104.08	88.89	73.62	57.72	43.27	28.86	14.81	3:14.66	
		Speed (m/s)	13.55	13.44	12.87	13.00	13.17	13.10	12.58	13.84	13.88	14.23	13.50	13.36	
		Stride length (m)	7.03	7.13	7.00	6.86	7.21	7.13	6.91	6.99	7.05	7.22	7.12	7.04	
		Stride duration (s)	0.519	0.531	0.544	0.528	0.548	0.544	0.549	0.505	0.508	0.507	0.528	0.527	
		Stride efficiency (%)	77.22	79.48	76.54	73.62	81.19	79.34	74.63	76.37	77.65	81.38	79.31	77.44	
		Stride count	28.45	28.04	28.58	29.14	27.75	28.07	28.94	28.61	28.37	27.71	28.07	369.33	

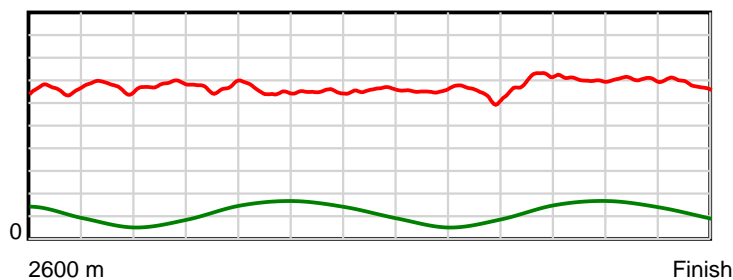
10 m Stride length



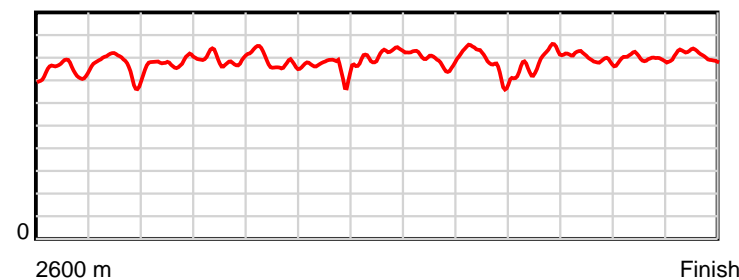
0.6 s Stride duration



20 m/sec Speed



100 % Stride efficiency



Note: Horizontal distance axis grid lines are 200m furlongs.

Disclaimer.

HRNZ and NZMTC and Thoroughbred Ratings Pty Ltd accepts no responsibility for the completeness or accuracy of any of the information contained herein, and makes no representations about its suitability for any particular purpose. Users should make their own judgements about those matters and/or seek independent advice. You assume all risks associated with use of the data provided on this page.



Race Results



March 04, 2018, Race 9, PAUL BURNETT MEMORIAL MOBILE PACE, Distance 2600m, Addington - Survey 3200m

Result	TAB no.	Horse (Barrier)	2600 to	2400m to
9th	9	Red Terror (8)	2400m	2200m
		Position in running (margin)	-	11(11.3)
		Sectional time (s)	15.60	15.12
		Cumulative time (s)	196.23	180.63
		Speed (m/s)	12.82	13.23
		Stride length (m)	5.59	5.70
		Stride duration (s)	0.431	0.431
		Stride efficiency (%)	48.79	50.81
		Stride count	35.79	35.08

Disclaimer.

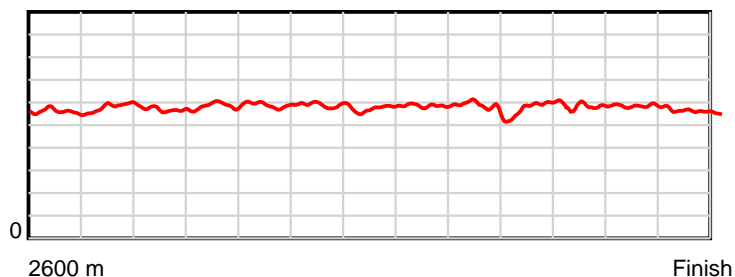
HRNZ and NZMTC and Thoroughbred Ratings Pty Ltd accepts no responsibility for the completeness or accuracy of any of the information contained herein, and makes no representations about its suitability for any particular purpose. Users should make their own judgements about those matters and/or seek independent advice. You assume all risks associated with use of the data provided on this page.

Race Results

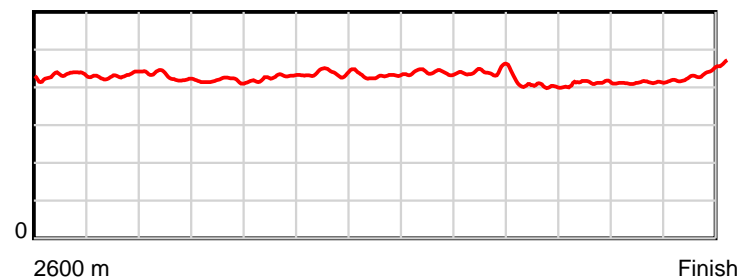
March 04, 2018, Race 9, PAUL BURNETT MEMORIAL MOBILE PACE, Distance 2600m, Addington - Survey 3200m

Result	TAB no.	Horse (Barrier)	2200m to	2000m to	1800m to	1600m to	1400m to	1200m to	1000m to	800m to	600m to	400m to	200m to	Total or	Margin
9th	9	Red Terror (8)	2000m	1800m	1600m	1400m	1200m	1000m	800m	600m	400m	200m	WP	Average	
		Position in running (margin)	10(11.3)	11(18.7)	11(14.4)	11(13.1)	11(11.4)	11(9.9)	10(8.2)	11(9.6)	9(6.5)	10(10.7)	9(13.0)		21.20
		Sectional time (s)	15.81	14.30	15.28	15.19	14.95	15.07	16.12	13.83	14.77	14.48	15.71		
		Cumulative time (s)	165.51	149.70	135.40	120.12	104.93	89.98	74.91	58.79	44.96	30.19	15.71	3:16.23	
		Speed (m/s)	12.65	13.99	13.09	13.17	13.38	13.27	12.41	14.46	13.54	13.81	12.73	13.25	
		Stride length (m)	5.42	5.84	5.60	5.78	5.75	5.84	5.46	5.81	5.58	5.71	5.63	5.67	
		Stride duration (s)	0.429	0.417	0.428	0.439	0.430	0.440	0.440	0.401	0.412	0.414	0.442	0.428	
		Stride efficiency (%)	45.95	53.24	48.93	52.19	51.70	53.31	46.61	52.66	48.67	51.00	49.60	50.18	
		Stride count	36.88	34.27	35.74	34.61	34.77	34.24	36.62	34.45	35.84	35.01	35.50	458.80	

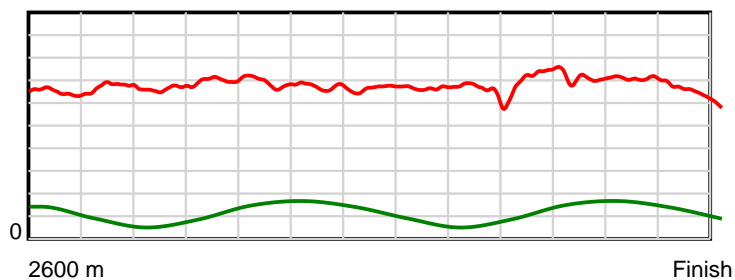
10 m Stride length



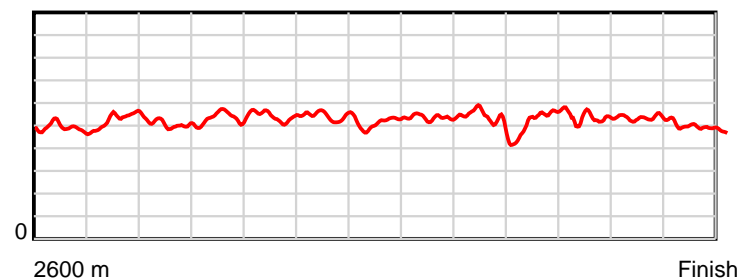
0.6 s Stride duration



20 m/sec Speed



100 % Stride efficiency



Note: Horizontal distance axis grid lines are 200m furlongs.

Disclaimer.

HRNZ and NZMTC and Thoroughbred Ratings Pty Ltd accepts no responsibility for the completeness or accuracy of any of the information contained herein, and makes no representations about its suitability for any particular purpose. Users should make their own judgements about those matters and/or seek independent advice. You assume all risks associated with use of the data provided on this page.



Race Results



March 04, 2018, Race 9, PAUL BURNETT MEMORIAL MOBILE PACE, Distance 2600m, Addington - Survey 3200m

Result	TAB no.	Horse (Barrier)	2600 to	2400m to
10th	1	Franco Exeter (1)	2400m	2200m
		Position in running (margin)	-	4(1.4)
		Sectional time (s)	13.63	15.35
		Cumulative time (s)	199.23	185.60
		Speed (m/s)	14.67	13.03
		Stride length (m)	6.51	6.16
		Stride duration (s)	0.450	0.473
		Stride efficiency (%)	66.21	59.39
		Stride count	30.73	32.44

Disclaimer.

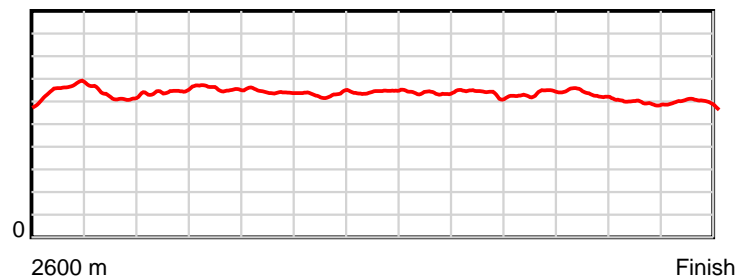
HRNZ and NZMTC and Thoroughbred Ratings Pty Ltd accepts no responsibility for the completeness or accuracy of any of the information contained herein, and makes no representations about its suitability for any particular purpose. Users should make their own judgements about those matters and/or seek independent advice. You assume all risks associated with use of the data provided on this page.

Race Results

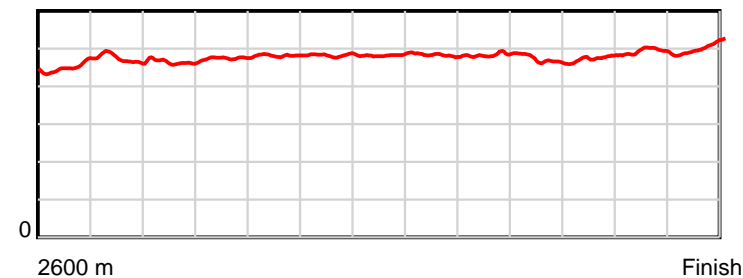
March 04, 2018, Race 9, PAUL BURNETT MEMORIAL MOBILE PACE, Distance 2600m, Addington - Survey 3200m

Result	TAB no.	Horse (Barrier)	2200m to	2000m to	1800m to	1600m to	1400m to	1200m to	1000m to	800m to	600m to	400m to	200m to	Total or	Margin
10th	1	Franco Exeter (1)	2000m	1800m	1600m	1400m	1200m	1000m	800m	600m	400m	200m	WP	Average	
		Position in running (margin)	4(2.8)	4(5.3)	3(2.1)	2(1.4)	2(0.6)	2(0.4)	2(0.3)	2(0.1)	5(2.8)	8(9.8)	10(24.4)		37.90
		Sectional time (s)	15.01	14.48	15.38	15.35	15.16	15.35	15.83	14.82	15.22	16.53	17.12		
		Cumulative time (s)	170.25	155.24	140.76	125.38	110.03	94.87	79.52	63.69	48.87	33.65	17.12	3:19.23	
		Speed (m/s)	13.32	13.81	13.00	13.03	13.19	13.03	12.63	13.50	13.14	12.10	11.68	13.05	
		Stride length (m)	6.20	6.56	6.26	6.29	6.37	6.29	6.11	6.32	6.26	5.96	5.90	6.24	
		Stride duration (s)	0.465	0.475	0.482	0.483	0.483	0.483	0.484	0.468	0.476	0.493	0.505	0.478	
		Stride efficiency (%)	60.03	67.20	61.31	61.76	63.40	61.74	58.39	62.49	61.18	55.60	54.46	60.86	
		Stride count	32.27	30.50	31.93	31.81	31.40	31.82	32.72	31.63	31.96	33.53	33.88	416.62	

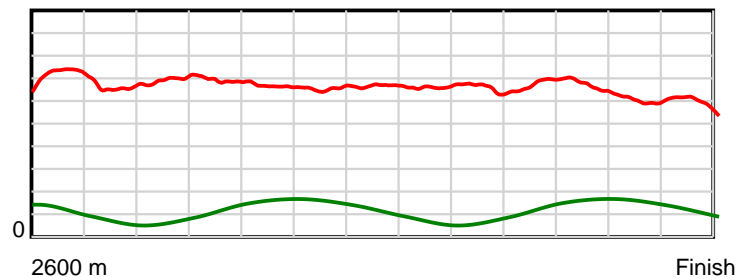
10 m Stride length



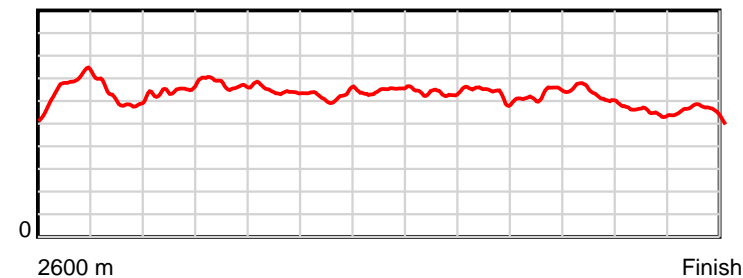
0.6 s Stride duration



20 m/sec Speed



100 % Stride efficiency



Note: Horizontal distance axis grid lines are 200m furlongs.

Disclaimer.

HRNZ and NZMTC and Thoroughbred Ratings Pty Ltd accepts no responsibility for the completeness or accuracy of any of the information contained herein, and makes no representations about its suitability for any particular purpose. Users should make their own judgements about those matters and/or seek independent advice. You assume all risks associated with use of the data provided on this page.



Race Results



March 04, 2018, Race 9, PAUL BURNETT MEMORIAL MOBILE PACE, Distance 2600m, Addington - Survey 3200m

Result	TAB no.	Horse (Barrier)	2600 to	2400m to
11th	2	Frankie D (2)	2400m	2200m
		Position in running (margin)	-	5(3.4)
		Sectional time (s)	14.02	14.59
		Cumulative time (s)	216.57	202.55
		Speed (m/s)	14.27	13.71
		Stride length (m)	6.62	6.59
		Stride duration (s)	0.470	0.480
		Stride efficiency (%)	68.50	67.76
		Stride count	30.21	30.37

Disclaimer.

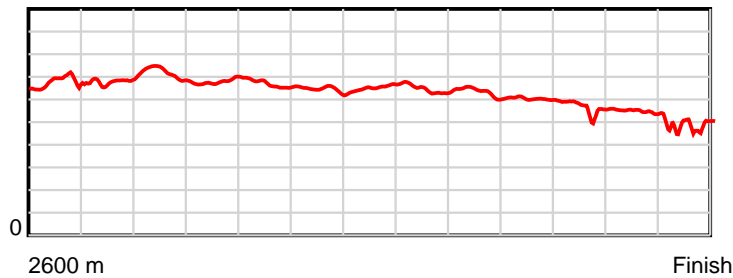
HRNZ and NZMTC and Thoroughbred Ratings Pty Ltd accepts no responsibility for the completeness or accuracy of any of the information contained herein, and makes no representations about its suitability for any particular purpose. Users should make their own judgements about those matters and/or seek independent advice. You assume all risks associated with use of the data provided on this page.

Race Results

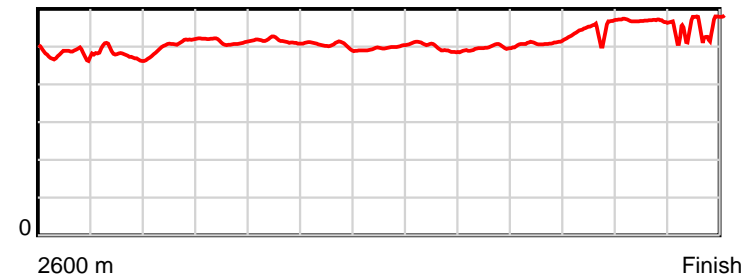
March 04, 2018, Race 9, PAUL BURNETT MEMORIAL MOBILE PACE, Distance 2600m, Addington - Survey 3200m

Result	TAB no.	Horse (Barrier)	2200m to	2000m to	1800m to	1600m to	1400m to	1200m to	1000m to	800m to	600m to	400m to	200m to	Total or	Margin
11th	2	Frankie D (2)	2000m	1800m	1600m	1400m	1200m	1000m	800m	600m	400m	200m	WP	Average	
		Position in running (margin)	2(0.2)	1(0.0)	1(0.0)	1(0.0)	1(0.0)	1(0.0)	1(0.0)	1(0.0)	11(15.5)	11(51.0)	11(93.4)		134.20
		Sectional time (s)	14.55	15.02	15.49	15.49	15.19	15.37	15.88	16.94	19.99	21.16	22.88		
		Cumulative time (s)	187.96	173.41	158.39	142.90	127.41	112.22	96.85	80.97	64.03	44.04	22.88	3:36.57	
		Speed (m/s)	13.75	13.32	12.91	12.91	13.17	13.01	12.59	11.81	10.01	9.45	8.74	12.01	
		Stride length (m)	6.98	6.83	6.65	6.49	6.55	6.47	6.27	6.03	5.44	5.37	4.63	6.14	
		Stride duration (s)	0.508	0.513	0.515	0.503	0.498	0.497	0.497	0.511	0.544	0.568	0.529	0.512	
		Stride efficiency (%)	76.11	72.92	69.09	65.85	67.11	65.42	61.35	56.89	46.23	45.01	33.46	58.99	
		Stride count	28.66	29.28	30.08	30.81	30.52	30.91	31.92	33.15	36.77	37.27	43.22	423.17	

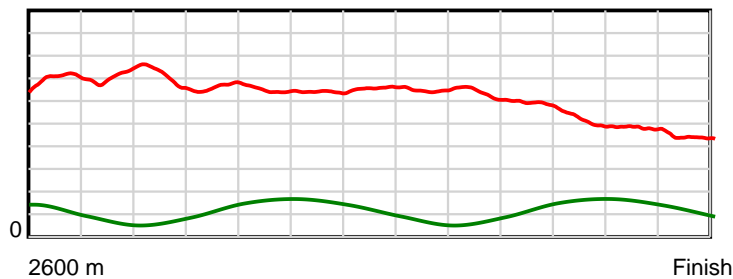
10 m Stride length



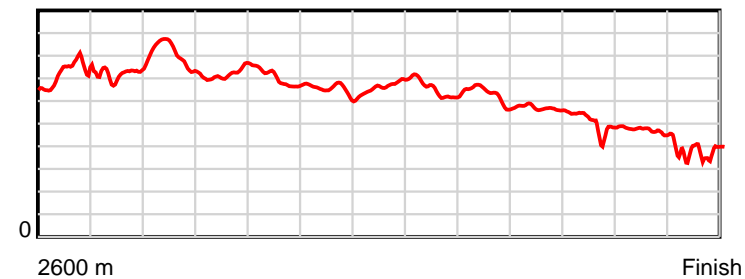
0.6 s Stride duration



20 m/sec Speed



100 % Stride efficiency



Note: Horizontal distance axis grid lines are 200m furlongs.

Disclaimer.

HRNZ and NZMTC and Thoroughbred Ratings Pty Ltd accepts no responsibility for the completeness or accuracy of any of the information contained herein, and makes no representations about its suitability for any particular purpose. Users should make their own judgements about those matters and/or seek independent advice. You assume all risks associated with use of the data provided on this page.