



Race Results

NZ Metropolitan Trotting Club Inc, HRNZ, March 16, 2018

Compilation date: March 16, 2018, 7:10:40 PM (NZDT)

Copyright © 2018 HRNZ and NZMTC. All rights reserved.

Trademarks.

StrideMASTER is a registered trademark of Thoroughbred Ratings Pty Ltd.

Disclaimer.

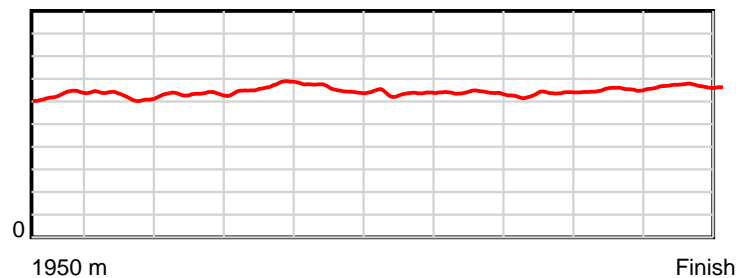
HRNZ and NZMTC and Thoroughbred Ratings Pty Ltd accepts no responsibility for the completeness or accuracy of any of the information contained herein, and makes no representations about its suitability for any particular purpose. Users should make their own judgements about those matters and/or seek independent advice. You assume all risks associated with use of the data provided on this page.

Race Results

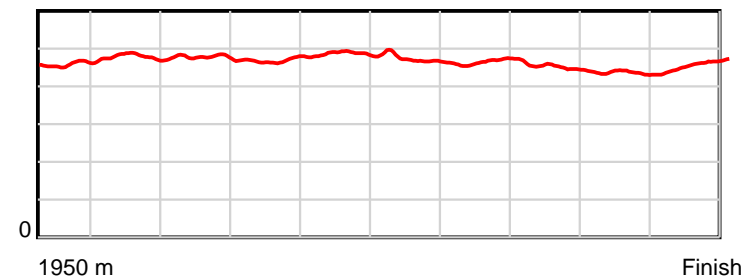
March 16, 2018, Race 4, NEVELE R FILLIES SERIES No 40 (HEAT 4) MOBILE PACE, Distance 1950m, Addington - Survey 1950m

Result	TAB no.	Horse (Barrier)	1950 to	1800m to	1600m to	1400m to	1200m to	1000m to	800m to	600m to	400m to	200m to	Total or	Margin
1st	12	Elle Mac (12)	1800m	1600m	1400m	1200m	1000m	800m	600m	400m	200m	WP	Average	
		Position in running (margin)	-	8(5.6)	10(10.4)	10(10.9)	10(10.5)	10(12.3)	8(7.0)	4(1.8)	2(1.4)	2(0.2)		0.00
		Sectional time (s)	11.22	15.76	15.46	13.97	15.14	15.06	14.56	14.64	13.61	13.80		
		Cumulative time (s)	143.22	132.00	116.24	100.78	86.81	71.67	56.61	42.05	27.41	13.80	2:23.22	
		Speed (m/s)	13.37	12.69	12.94	14.32	13.21	13.28	13.74	13.66	14.70	14.49	13.62	
		Stride length (m)	6.32	6.06	6.18	6.72	6.42	6.28	6.39	6.14	6.40	6.67	6.35	
		Stride duration (s)	0.458	0.478	0.477	0.469	0.486	0.473	0.465	0.450	0.436	0.460	0.467	
		Stride efficiency (%)	62.43	57.43	59.61	70.54	64.46	61.57	63.84	58.96	64.05	69.43	63.06	
		Stride count	23.73	32.99	32.38	29.77	31.14	31.86	31.29	32.56	31.24	30.00	306.96	

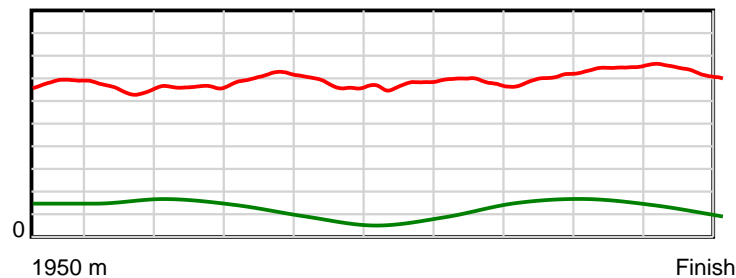
10 m Stride length



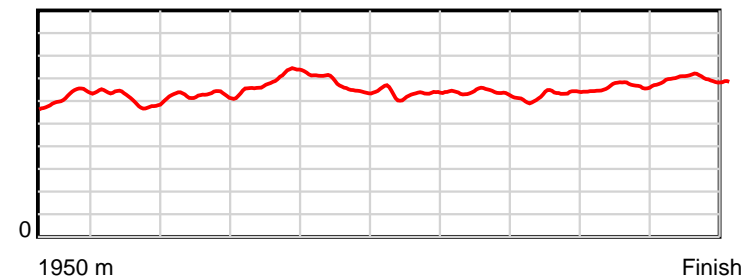
0.6 s Stride duration



20 m/sec Speed



100 % Stride efficiency



Note: Horizontal distance axis grid lines are 200m furlongs.

Disclaimer.

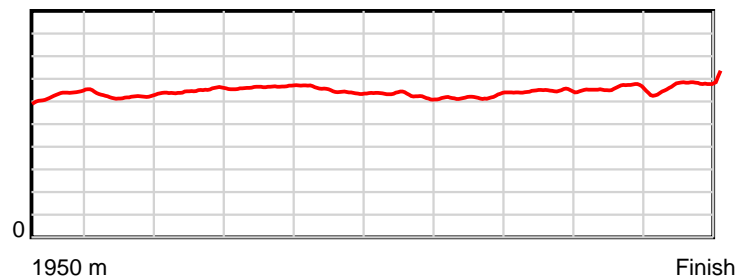
HRNZ and NZMTC and Thoroughbred Ratings Pty Ltd accepts no responsibility for the completeness or accuracy of any of the information contained herein, and makes no representations about its suitability for any particular purpose. Users should make their own judgements about those matters and/or seek independent advice. You assume all risks associated with use of the data provided on this page.

Race Results

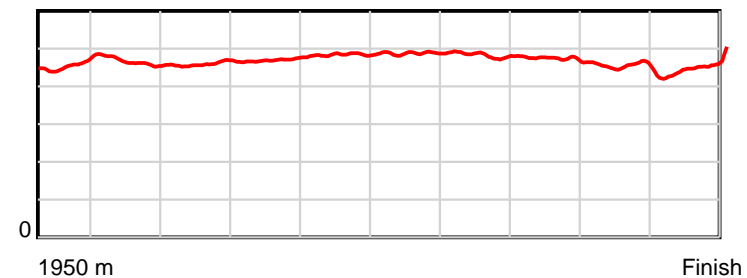
March 16, 2018, Race 4, NEVELE R FILLIES SERIES No 40 (HEAT 4) MOBILE PACE, Distance 1950m, Addington - Survey 1950m

Result	TAB no.	Horse (Barrier)	1950 to 1800m	1800m to 1600m	1600m to 1400m	1400m to 1200m	1200m to 1000m	1000m to 800m	800m to 600m	600m to 400m	400m to 200m	200m to WP	Total or Average	Margin
2nd	5	Bettor Trix (5)												
		Position in running (margin)	-	6(3.8)	5(6.7)	2(1.3)	3(1.7)	4(3.8)	4(3.4)	6(3.3)	6(3.9)	5(4.0)		1.10
		Sectional time (s)	10.91	15.45	14.47	14.11	15.18	15.88	15.41	14.81	13.83	13.38		
		Cumulative time (s)	143.43	132.52	117.07	102.60	88.49	73.31	57.43	42.02	27.21	13.38	2:23.43	
		Speed (m/s)	13.74	12.94	13.82	14.17	13.18	12.59	12.98	13.50	14.46	14.95	13.60	
		Stride length (m)	6.32	6.03	6.35	6.66	6.38	6.14	6.26	6.38	6.50	6.80	6.38	
		Stride duration (s)	0.455	0.466	0.460	0.470	0.484	0.488	0.482	0.473	0.450	0.455	0.469	
		Stride efficiency (%)	62.37	56.89	63.08	69.36	63.52	58.98	61.16	63.67	66.01	72.18	63.53	
		Stride count	23.74	33.15	31.48	30.02	31.37	32.56	31.97	31.33	30.77	29.43	305.82	

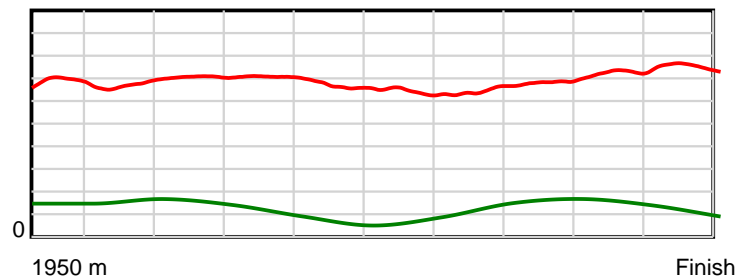
10 m Stride length



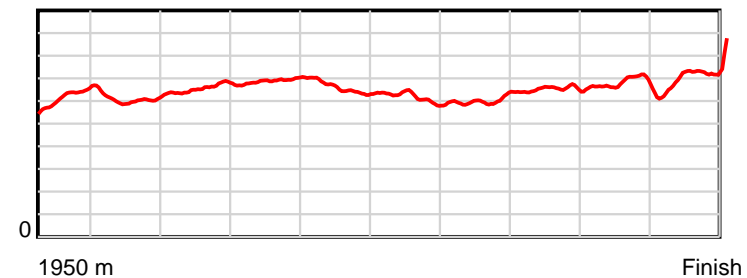
0.6 s Stride duration



20 m/sec Speed



100 % Stride efficiency



Note: Horizontal distance axis grid lines are 200m furlongs.

Disclaimer.

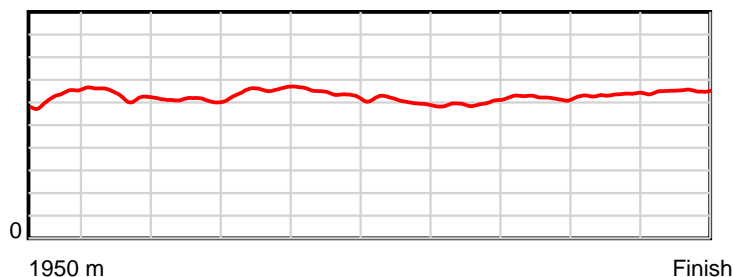
HRNZ and NZMTC and Thoroughbred Ratings Pty Ltd accepts no responsibility for the completeness or accuracy of any of the information contained herein, and makes no representations about its suitability for any particular purpose. Users should make their own judgements about those matters and/or seek independent advice. You assume all risks associated with use of the data provided on this page.

Race Results

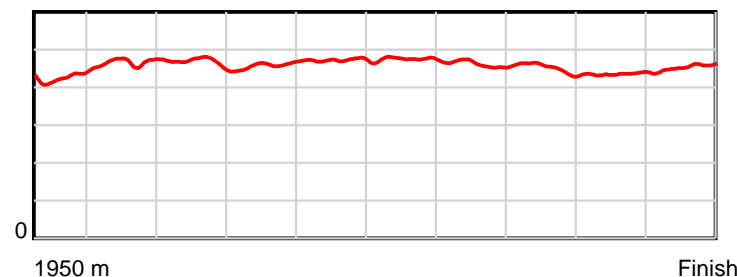
March 16, 2018, Race 4, NEVELE R FILLIES SERIES No 40 (HEAT 4) MOBILE PACE, Distance 1950m, Addington - Survey 1950m

Result	TAB no.	Horse (Barrier)	1950 to	1800m to	1600m to	1400m to	1200m to	1000m to	800m to	600m to	400m to	200m to	Total or	Margin
3rd	2	Bettor Joy (2)	1800m	1600m	1400m	1200m	1000m	800m	600m	400m	200m	WP	Average	
		Position in running (margin)	-	1(0.0)	1(0.0)	1(0.0)	1(0.0)	1(0.0)	1(0.0)	1(0.0)	1(0.0)	1(0.0)		1.50
		Sectional time (s)	10.42	14.95	15.38	14.04	14.84	15.95	15.42	14.72	13.81	13.97		
		Cumulative time (s)	143.50	133.08	118.13	102.75	88.71	73.87	57.92	42.50	27.78	13.97	2:23.50	
		Speed (m/s)	14.39	13.38	13.00	14.25	13.48	12.54	12.97	13.59	14.48	14.32	13.59	
		Stride length (m)	6.29	6.24	6.08	6.52	6.36	5.96	5.98	6.12	6.30	6.51	6.23	
		Stride duration (s)	0.425	0.467	0.467	0.458	0.472	0.475	0.461	0.451	0.435	0.455	0.458	
		Stride efficiency (%)	61.75	60.89	57.68	66.52	63.12	55.45	55.96	58.55	62.10	66.24	60.63	
		Stride count	23.86	32.04	32.92	30.65	31.47	33.57	33.42	32.67	31.73	30.72	313.05	

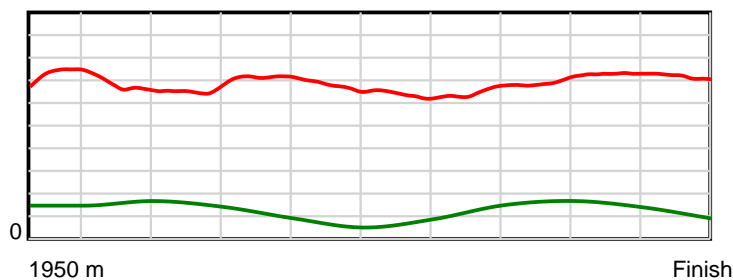
10 m Stride length



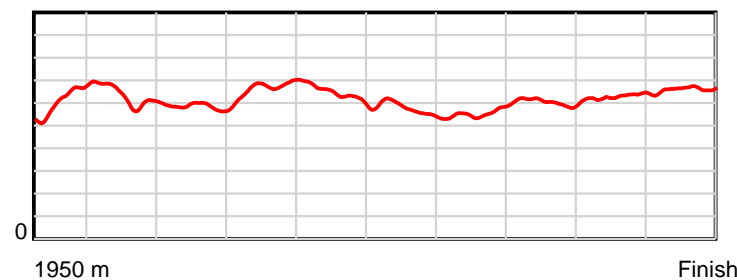
0.6 s Stride duration



20 m/sec Speed



100 % Stride efficiency



Note: Horizontal distance axis grid lines are 200m furlongs.

Disclaimer.

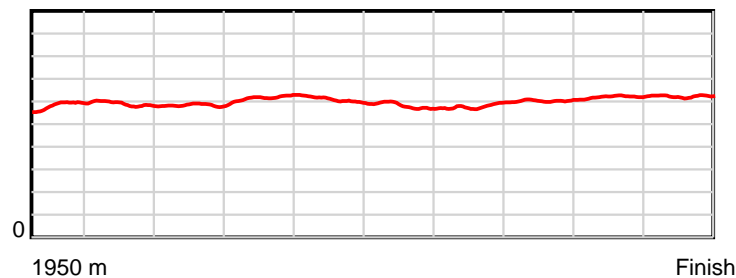
HRNZ and NZMTC and Thoroughbred Ratings Pty Ltd accepts no responsibility for the completeness or accuracy of any of the information contained herein, and makes no representations about its suitability for any particular purpose. Users should make their own judgements about those matters and/or seek independent advice. You assume all risks associated with use of the data provided on this page.

Race Results

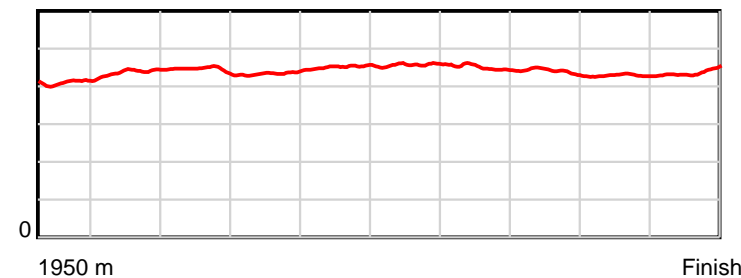
March 16, 2018, Race 4, NEVELE R FILLIES SERIES No 40 (HEAT 4) MOBILE PACE, Distance 1950m, Addington - Survey 1950m

Result	TAB no.	Horse (Barrier)	1950 to	1800m to	1600m to	1400m to	1200m to	1000m to	800m to	600m to	400m to	200m to	Total or	Margin
4th	1	Shebang (1)	1800m	1600m	1400m	1200m	1000m	800m	600m	400m	200m	WP	Average	
		Position in running (margin)	-	3(1.5)	2(2.2)	3(1.9)	4(2.0)	2(2.3)	3(1.4)	3(1.6)	3(1.5)	3(2.3)		3.80
		Sectional time (s)	10.59	15.07	15.32	14.06	14.90	15.78	15.46	14.71	13.94	14.07		
		Cumulative time (s)	143.90	133.31	118.24	102.92	88.86	73.96	58.18	42.72	28.01	14.07	2:23.90	
		Speed (m/s)	14.16	13.27	13.05	14.22	13.42	12.67	12.94	13.60	14.35	14.21	13.55	
		Stride length (m)	5.87	5.81	5.81	6.19	6.06	5.79	5.82	5.98	6.15	6.22	5.97	
		Stride duration (s)	0.410	0.438	0.445	0.435	0.451	0.457	0.450	0.440	0.429	0.437	0.440	
		Stride efficiency (%)	53.88	52.74	52.73	59.79	57.38	52.33	52.96	55.88	59.14	60.44	55.65	
		Stride count	25.55	34.43	34.43	32.33	33.00	34.56	34.36	33.44	32.51	32.16	326.77	

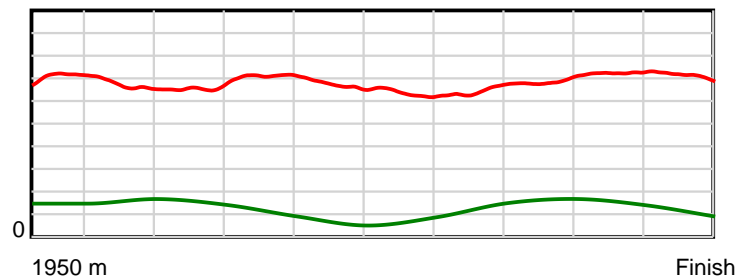
10 m Stride length



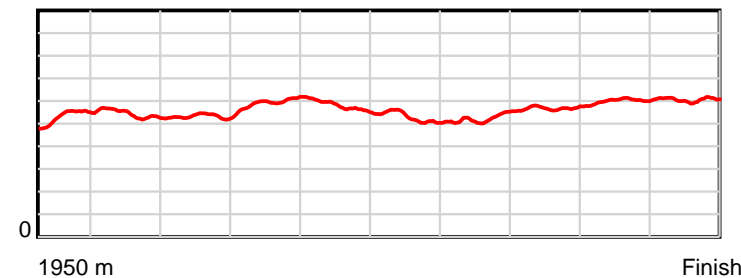
0.6 s Stride duration



20 m/sec Speed



100 % Stride efficiency



Note: Horizontal distance axis grid lines are 200m furlongs.

Disclaimer.

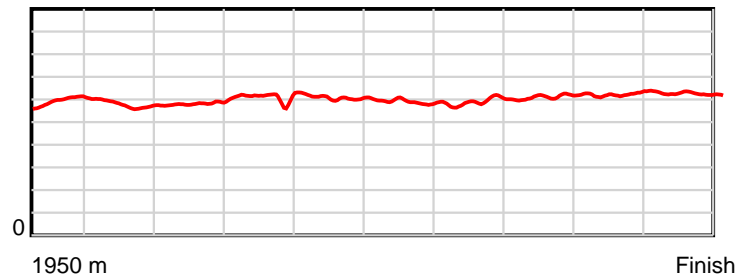
HRNZ and NZMTC and Thoroughbred Ratings Pty Ltd accepts no responsibility for the completeness or accuracy of any of the information contained herein, and makes no representations about its suitability for any particular purpose. Users should make their own judgements about those matters and/or seek independent advice. You assume all risks associated with use of the data provided on this page.

Race Results

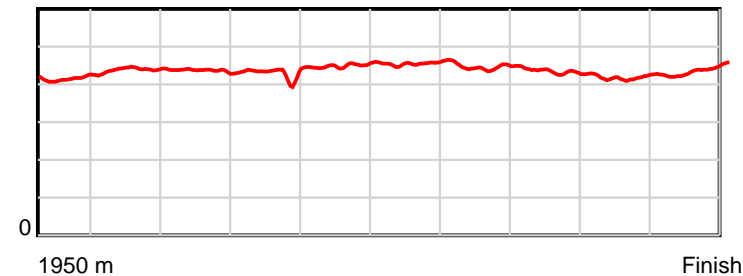
March 16, 2018, Race 4, NEVELE R FILLIES SERIES No 40 (HEAT 4) MOBILE PACE, Distance 1950m, Addington - Survey 1950m

Result	TAB no.	Horse (Barrier)	1950 to	1800m to	1600m to	1400m to	1200m to	1000m to	800m to	600m to	400m to	200m to	Total or	Margin
5th	4	Dizzy Miss Liz... (4)	1800m	1600m	1400m	1200m	1000m	800m	600m	400m	200m	WP	Average	
		Position in running (margin)	-	2(0.9)	4(4.6)	4(3.7)	5(3.7)	6(6.0)	6(5.5)	7(3.8)	5(3.2)	4(3.4)		4.90
		Sectional time (s)	10.46	15.57	15.23	14.04	15.21	15.87	15.13	14.63	13.83	14.13		
		Cumulative time (s)	144.10	133.64	118.07	102.84	88.80	73.59	57.72	42.59	27.96	14.13	2:24.10	
		Speed (m/s)	14.34	12.85	13.13	14.25	13.15	12.60	13.22	13.67	14.46	14.15	13.53	
		Stride length (m)	6.00	5.63	5.73	6.13	5.92	5.74	5.90	5.92	6.05	6.20	5.92	
		Stride duration (s)	0.415	0.439	0.436	0.430	0.450	0.455	0.446	0.433	0.419	0.438	0.437	
		Stride efficiency (%)	56.34	49.61	51.34	58.70	54.72	51.44	54.32	54.77	57.24	60.10	54.68	
		Stride count	24.98	35.50	34.89	32.63	33.80	34.86	33.92	33.78	33.05	32.25	329.66	

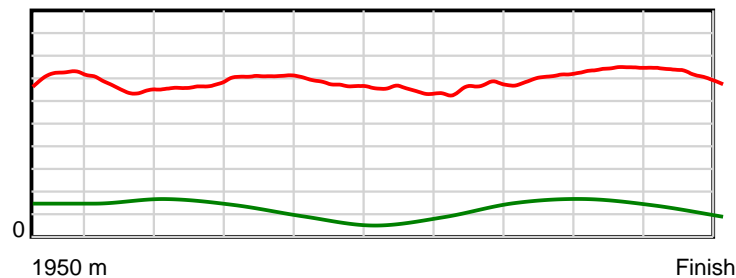
10 m Stride length



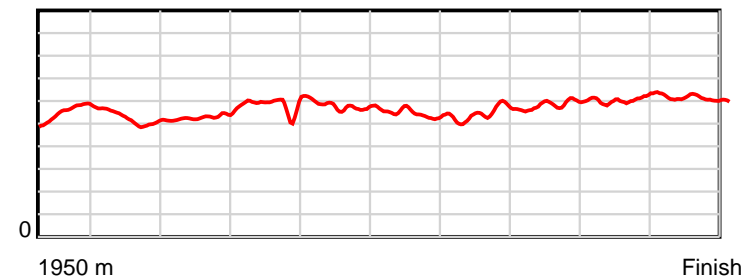
0.6 s Stride duration



20 m/sec Speed



100 % Stride efficiency



Note: Horizontal distance axis grid lines are 200m furlongs.

Disclaimer.

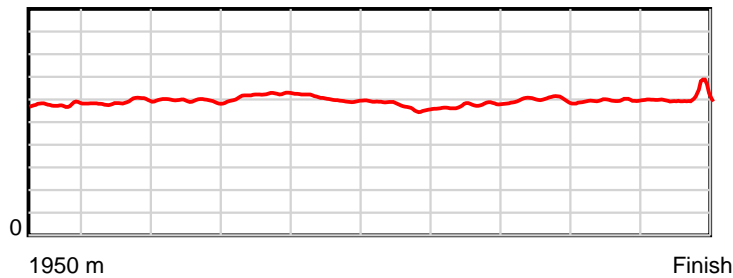
HRNZ and NZMTC and Thoroughbred Ratings Pty Ltd accepts no responsibility for the completeness or accuracy of any of the information contained herein, and makes no representations about its suitability for any particular purpose. Users should make their own judgements about those matters and/or seek independent advice. You assume all risks associated with use of the data provided on this page.

Race Results

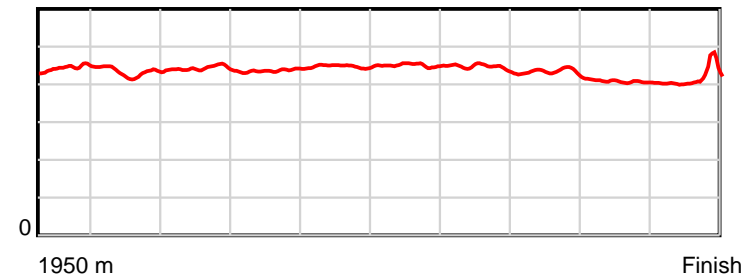
March 16, 2018, Race 4, NEVELE R FILLIES SERIES No 40 (HEAT 4) MOBILE PACE, Distance 1950m, Addington - Survey 1950m

Result	TAB no.	Horse (Barrier)	1950 to	1800m to	1600m to	1400m to	1200m to	1000m to	800m to	600m to	400m to	200m to	Total or	Margin
6th	9	Double O Heave... (9)	1800m	1600m	1400m	1200m	1000m	800m	600m	400m	200m	WP	Average	
		Position in running (margin)	-	12(9.1)	7(8.8)	8(6.0)	8(6.1)	7(6.1)	7(5.7)	10(6.2)	9(6.1)	6(5.6)		5.40
		Sectional time (s)	12.04	14.90	14.92	14.05	14.84	15.88	15.51	14.70	13.73	13.62		
		Cumulative time (s)	144.19	132.15	117.25	102.33	88.28	73.44	57.56	42.05	27.35	13.62	2:24.19	
		Speed (m/s)	12.46	13.42	13.40	14.23	13.48	12.59	12.89	13.61	14.57	14.68	13.52	
		Stride length (m)	5.74	5.82	5.93	6.21	6.03	5.67	5.75	5.89	5.93	6.05	5.90	
		Stride duration (s)	0.444	0.433	0.442	0.436	0.448	0.450	0.446	0.433	0.407	0.412	0.436	
		Stride efficiency (%)	51.56	52.89	54.93	60.30	56.88	50.26	51.66	54.14	54.99	57.26	54.44	
		Stride count	26.11	34.38	33.73	32.20	33.15	35.27	34.79	33.98	33.72	33.04	330.37	

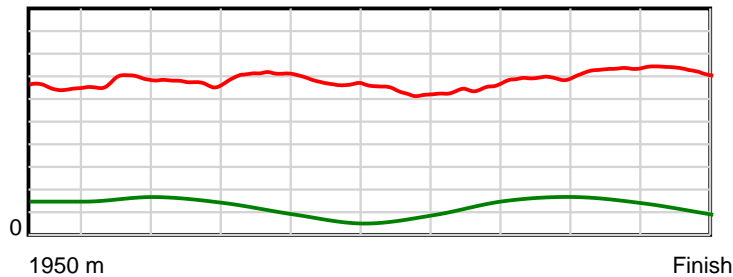
10 m Stride length



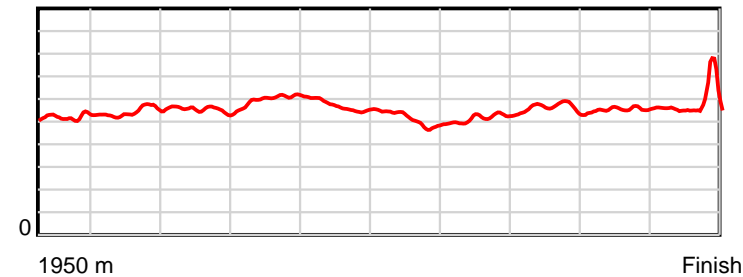
0.6 s Stride duration



20 m/sec Speed



100 % Stride efficiency



Note: Horizontal distance axis grid lines are 200m furlongs.

Disclaimer.

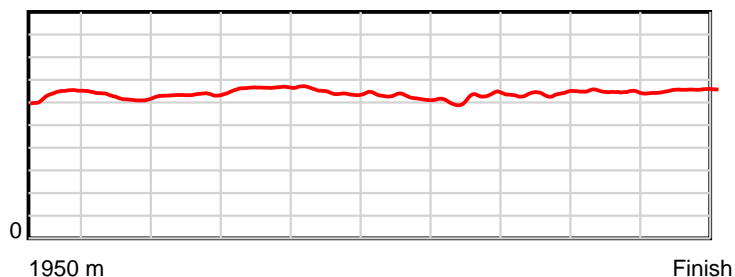
HRNZ and NZMTC and Thoroughbred Ratings Pty Ltd accepts no responsibility for the completeness or accuracy of any of the information contained herein, and makes no representations about its suitability for any particular purpose. Users should make their own judgements about those matters and/or seek independent advice. You assume all risks associated with use of the data provided on this page.

Race Results

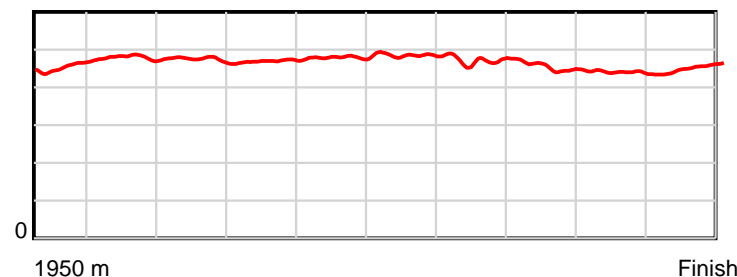
March 16, 2018, Race 4, NEVELE R FILLIES SERIES No 40 (HEAT 4) MOBILE PACE, Distance 1950m, Addington - Survey 1950m

Result	TAB no.	Horse (Barrier)	1950 to	1800m to	1600m to	1400m to	1200m to	1000m to	800m to	600m to	400m to	200m to	Total or	Margin
7th	3	Kensington Kat... (3)	1800m	1600m	1400m	1200m	1000m	800m	600m	400m	200m	WP	Average	
		Position in running (margin)	-	4(2.6)	6(6.9)	7(5.4)	7(5.7)	8(7.8)	9(7.2)	9(5.5)	7(4.9)	8(6.2)		6.20
		Sectional time (s)	10.87	15.66	15.14	14.08	15.19	15.85	15.13	14.62	14.03	13.76		
		Cumulative time (s)	144.33	133.46	117.80	102.66	88.58	73.39	57.54	42.41	27.79	13.76	2:24.33	
		Speed (m/s)	13.80	12.77	13.21	14.20	13.17	12.62	13.22	13.68	14.26	14.53	13.51	
		Stride length (m)	6.42	6.11	6.27	6.67	6.32	6.12	6.23	6.20	6.26	6.59	6.31	
		Stride duration (s)	0.453	0.479	0.475	0.469	0.480	0.485	0.471	0.453	0.439	0.453	0.467	
		Stride efficiency (%)	64.32	58.41	61.44	69.44	62.36	58.60	60.65	60.01	61.27	67.85	62.24	
		Stride count	23.38	32.71	31.90	30.00	31.66	32.66	32.10	32.27	31.94	30.35	308.97	

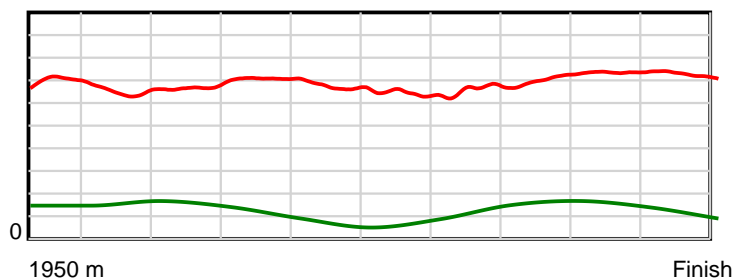
10 m Stride length



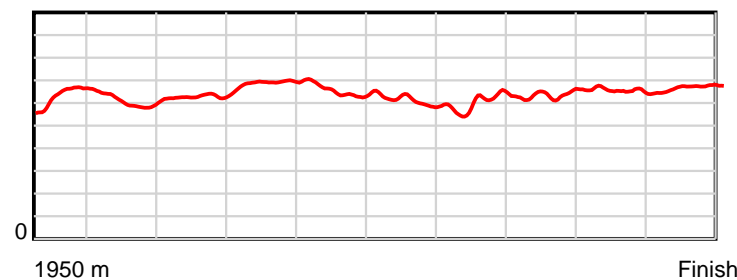
0.6 s Stride duration



20 m/sec Speed



100 % Stride efficiency



Note: Horizontal distance axis grid lines are 200m furlongs.

Disclaimer.

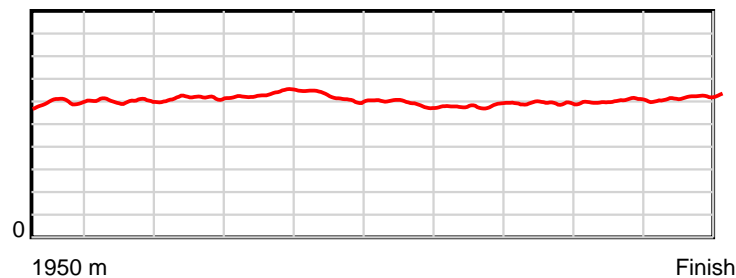
HRNZ and NZMTC and Thoroughbred Ratings Pty Ltd accepts no responsibility for the completeness or accuracy of any of the information contained herein, and makes no representations about its suitability for any particular purpose. Users should make their own judgements about those matters and/or seek independent advice. You assume all risks associated with use of the data provided on this page.

Race Results

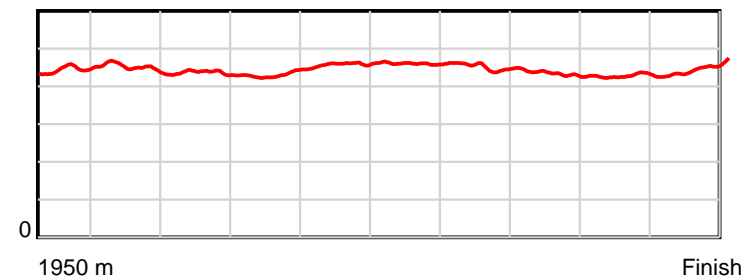
March 16, 2018, Race 4, NEVELE R FILLIES SERIES No 40 (HEAT 4) MOBILE PACE, Distance 1950m, Addington - Survey 1950m

Result	TAB no.	Horse (Barrier)	1950 to	1800m to	1600m to	1400m to	1200m to	1000m to	800m to	600m to	400m to	200m to	Total or	Margin
8th	6	Feel The Money (6)	1800m	1600m	1400m	1200m	1000m	800m	600m	400m	200m	WP	Average	
		Position in running (margin)	-	9(5.9)	9(9.0)	6(4.0)	2(0.9)	3(2.4)	2(1.3)	2(1.5)	4(2.4)	7(5.9)		9.40
		Sectional time (s)	11.36	15.48	14.53	13.54	15.08	15.77	15.45	14.87	14.39	14.45		
		Cumulative time (s)	144.92	133.56	118.08	103.55	90.01	74.93	59.16	43.71	28.84	14.45	2:24.92	
		Speed (m/s)	13.20	12.92	13.76	14.77	13.26	12.68	12.94	13.45	13.90	13.84	13.46	
		Stride length (m)	6.02	5.83	6.00	6.38	6.08	5.84	5.83	5.82	5.94	6.22	5.99	
		Stride duration (s)	0.445	0.451	0.436	0.432	0.459	0.461	0.451	0.433	0.428	0.449	0.445	
		Stride efficiency (%)	56.58	53.04	56.23	63.63	57.77	53.35	53.19	52.90	55.20	60.46	56.08	
		Stride count	24.93	34.33	33.34	31.34	32.89	34.23	34.28	34.37	33.65	32.15	325.51	

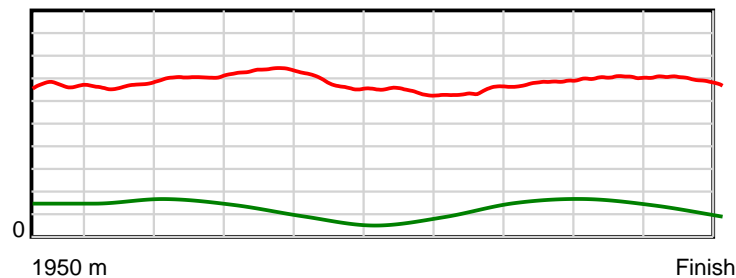
10 m Stride length



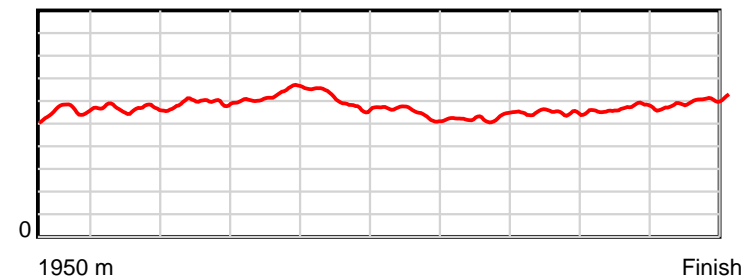
0.6 s Stride duration



20 m/sec Speed



100 % Stride efficiency



Note: Horizontal distance axis grid lines are 200m furlongs.

Disclaimer.

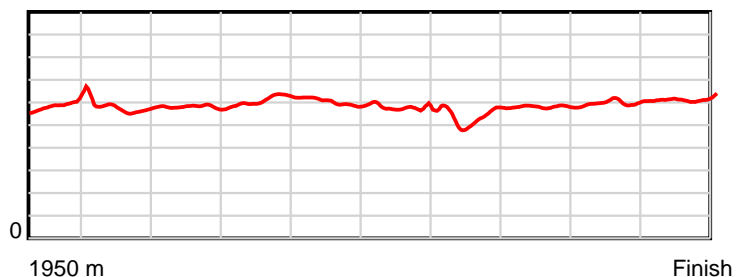
HRNZ and NZMTC and Thoroughbred Ratings Pty Ltd accepts no responsibility for the completeness or accuracy of any of the information contained herein, and makes no representations about its suitability for any particular purpose. Users should make their own judgements about those matters and/or seek independent advice. You assume all risks associated with use of the data provided on this page.

Race Results

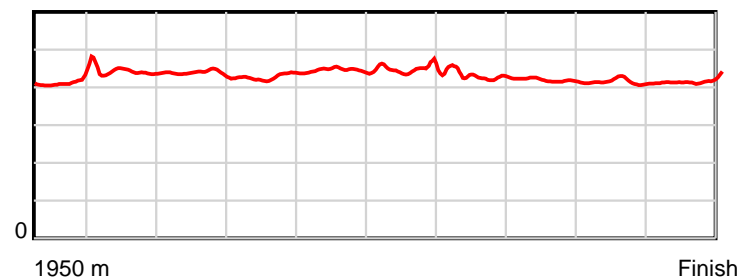
March 16, 2018, Race 4, NEVELE R FILLIES SERIES No 40 (HEAT 4) MOBILE PACE, Distance 1950m, Addington - Survey 1950m

Result	TAB no.	Horse (Barrier)	1950 to	1800m to	1600m to	1400m to	1200m to	1000m to	800m to	600m to	400m to	200m to	Total or	Margin
9th	11	Lilac Star (11)	1800m	1600m	1400m	1200m	1000m	800m	600m	400m	200m	WP	Average	
		Position in running (margin)	-	7(4.2)	8(8.9)	9(8.4)	9(7.9)	9(9.8)	11(9.1)	11(12.7)	11(11.4)	10(12.8)		11.30
		Sectional time (s)	11.05	15.73	15.29	13.97	15.15	15.84	16.02	14.51	14.04	13.65		
		Cumulative time (s)	145.25	134.20	118.47	103.18	89.21	74.06	58.22	42.20	27.69	13.65	2:25.25	
		Speed (m/s)	13.57	12.71	13.08	14.32	13.20	12.63	12.48	13.78	14.25	14.65	13.42	
		Stride length (m)	5.89	5.61	5.73	6.13	5.88	5.62	5.38	5.77	5.90	6.13	5.79	
		Stride duration (s)	0.414	0.441	0.438	0.428	0.445	0.445	0.431	0.418	0.415	0.418	0.432	
		Stride efficiency (%)	54.30	49.26	51.26	58.78	54.07	49.40	45.15	51.97	54.48	58.63	52.45	
		Stride count	25.45	35.62	34.92	32.61	34.00	35.57	37.21	34.68	33.87	32.65	336.58	

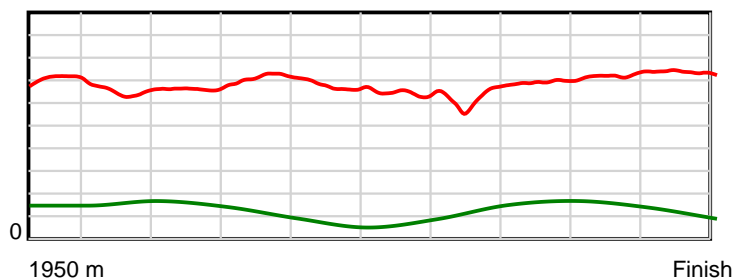
10 m Stride length



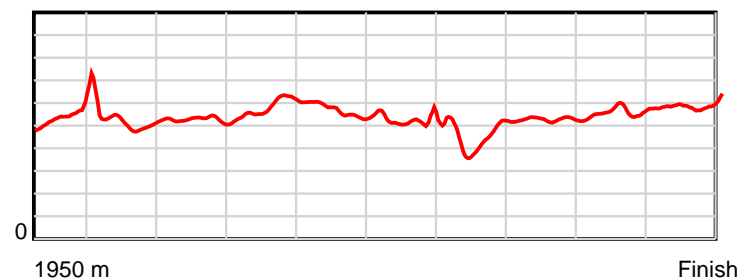
0.6 s Stride duration



20 m/sec Speed



100 % Stride efficiency



Note: Horizontal distance axis grid lines are 200m furlongs.

Disclaimer.

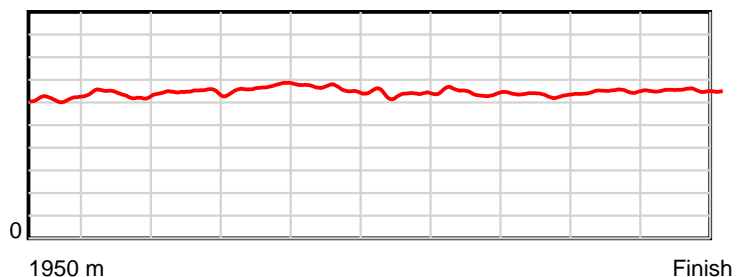
HRNZ and NZMTC and Thoroughbred Ratings Pty Ltd accepts no responsibility for the completeness or accuracy of any of the information contained herein, and makes no representations about its suitability for any particular purpose. Users should make their own judgements about those matters and/or seek independent advice. You assume all risks associated with use of the data provided on this page.

Race Results

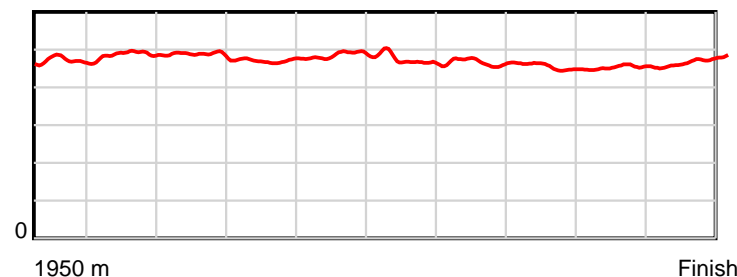
March 16, 2018, Race 4, NEVELE R FILLIES SERIES No 40 (HEAT 4) MOBILE PACE, Distance 1950m, Addington - Survey 1950m

Result	TAB no.	Horse (Barrier)	1950 to	1800m to	1600m to	1400m to	1200m to	1000m to	800m to	600m to	400m to	200m to	Total or	Margin
10th	8	Sweet Mary (8)	1800m	1600m	1400m	1200m	1000m	800m	600m	400m	200m	WP	Average	
		Position in running (margin)	-	11(7.5)	11(12.3)	11(12.7)	11(12.9)	11(13.7)	10(8.4)	5(3.1)	8(4.9)	9(9.4)		12.30
		Sectional time (s)	11.61	15.75	15.45	14.07	14.98	15.07	14.53	15.02	14.55	14.41		
		Cumulative time (s)	145.44	133.83	118.08	102.63	88.56	73.58	58.51	43.98	28.96	14.41	2:25.44	
		Speed (m/s)	12.92	12.70	12.94	14.21	13.35	13.27	13.76	13.32	13.75	13.88	13.41	
		Stride length (m)	6.19	6.18	6.30	6.70	6.48	6.26	6.43	6.03	6.23	6.54	6.33	
		Stride duration (s)	0.472	0.487	0.487	0.471	0.485	0.472	0.467	0.453	0.453	0.472	0.472	
		Stride efficiency (%)	59.94	59.71	62.10	70.11	65.64	61.31	64.53	56.90	60.72	66.89	62.69	
		Stride count	24.22	32.36	31.73	29.86	30.86	31.93	31.12	33.14	32.09	30.57	307.88	

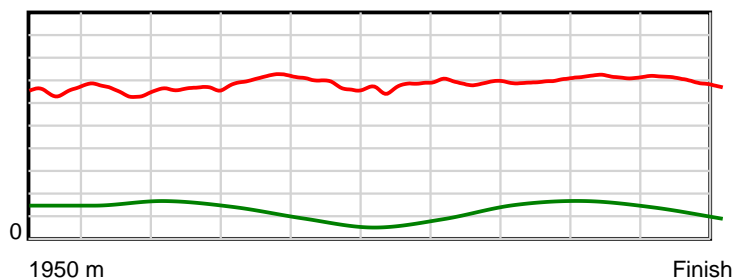
10 m Stride length



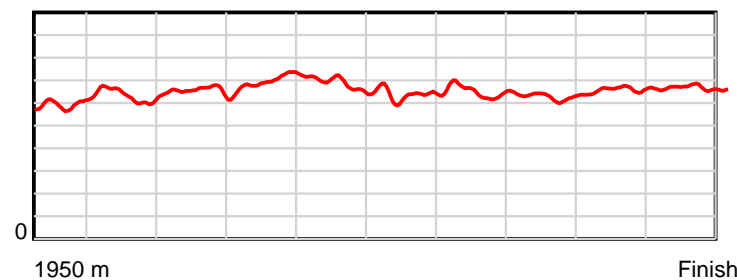
0.6 s Stride duration



20 m/sec Speed



100 % Stride efficiency



Note: Horizontal distance axis grid lines are 200m furlongs.

Disclaimer.

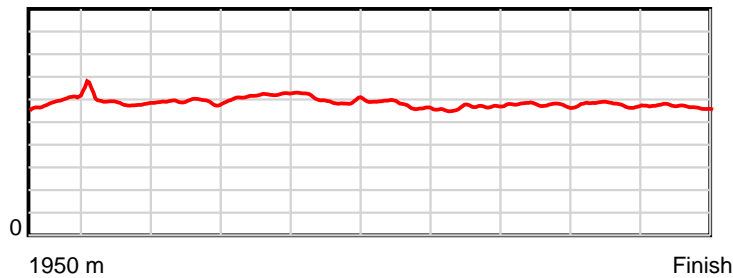
HRNZ and NZMTC and Thoroughbred Ratings Pty Ltd accepts no responsibility for the completeness or accuracy of any of the information contained herein, and makes no representations about its suitability for any particular purpose. Users should make their own judgements about those matters and/or seek independent advice. You assume all risks associated with use of the data provided on this page.

Race Results

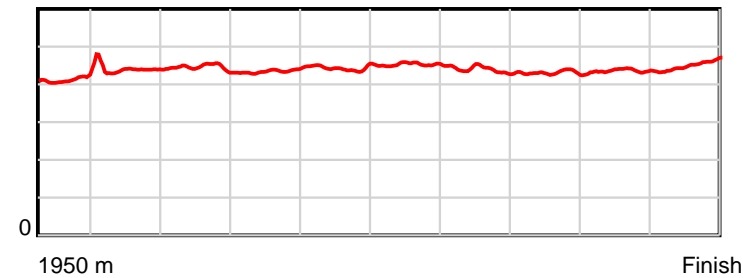
March 16, 2018, Race 4, NEVELE R FILLIES SERIES No 40 (HEAT 4) MOBILE PACE, Distance 1950m, Addington - Survey 1950m

Result	TAB no.	Horse (Barrier)	1950 to	1800m to	1600m to	1400m to	1200m to	1000m to	800m to	600m to	400m to	200m to	Total or	Margin
11th	10	I'mallaboutthe... (10)	1800m	1600m	1400m	1200m	1000m	800m	600m	400m	200m	WP	Average	
		Position in running (margin)	-	5(3.4)	3(4.6)	5(3.9)	6(4.5)	5(4.6)	5(3.6)	8(4.5)	10(6.4)	11(14.9)		25.60
		Sectional time (s)	10.86	15.14	15.27	14.13	14.87	15.78	15.56	15.05	15.22	15.95		
		Cumulative time (s)	147.83	136.97	121.83	106.56	92.43	77.56	61.78	46.22	31.17	15.95	2:27.83	
		Speed (m/s)	13.81	13.21	13.10	14.15	13.45	12.67	12.85	13.29	13.14	12.54	13.19	
		Stride length (m)	5.89	5.82	5.83	6.16	5.96	5.73	5.64	5.72	5.73	5.67	5.81	
		Stride duration (s)	0.410	0.441	0.445	0.435	0.443	0.452	0.439	0.430	0.436	0.452	0.440	
		Stride efficiency (%)	54.24	52.93	53.05	59.27	55.58	51.39	49.75	51.12	51.33	50.15	52.74	
		Stride count	25.46	34.36	34.33	32.48	33.53	34.88	35.45	34.97	34.89	35.30	335.65	

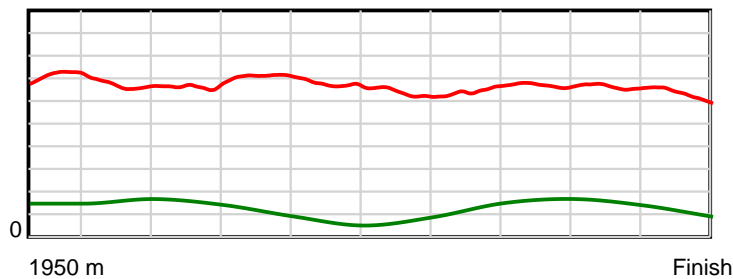
10 m Stride length



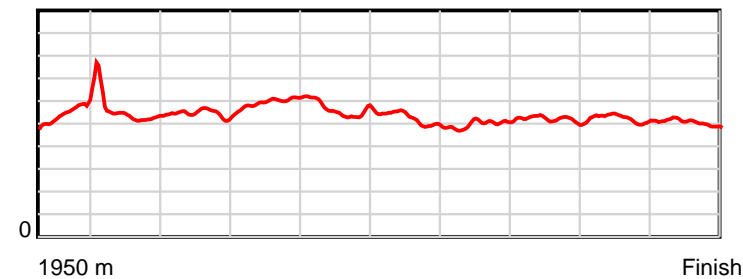
0.6 s Stride duration



20 m/sec Speed



100 % Stride efficiency



Note: Horizontal distance axis grid lines are 200m furlongs.

Disclaimer.

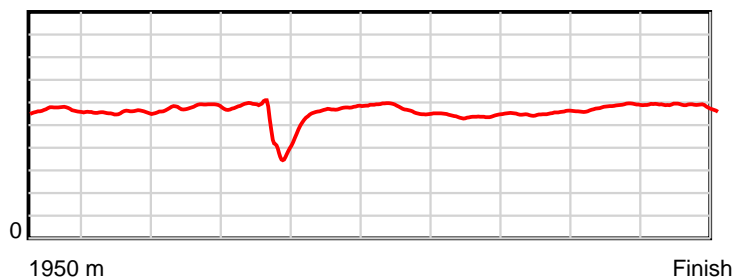
HRNZ and NZMTC and Thoroughbred Ratings Pty Ltd accepts no responsibility for the completeness or accuracy of any of the information contained herein, and makes no representations about its suitability for any particular purpose. Users should make their own judgements about those matters and/or seek independent advice. You assume all risks associated with use of the data provided on this page.

Race Results

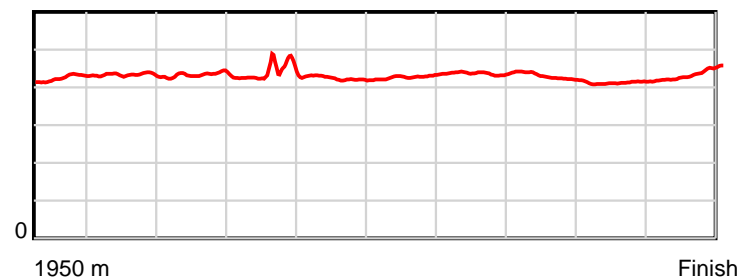
March 16, 2018, Race 4, NEVELE R FILLIES SERIES No 40 (HEAT 4) MOBILE PACE, Distance 1950m, Addington - Survey 1950m

Result	TAB no.	Horse (Barrier)	1950 to 1800m	1800m to 1600m	1600m to 1400m	1400m to 1200m	1200m to 1000m	1000m to 800m	800m to 600m	600m to 400m	400m to 200m	200m to WP	Total or Average	Margin
12th	7	Kotare Elite (7)												
		Position in running (margin)	-	10(6.2)	12(14.3)	12(14.8)	12(39.1)	12(40.0)	12(35.7)	12(41.0)	12(47.8)	12(51.9)		55.10
		Sectional time (s)	11.27	16.31	15.46	18.09	14.98	15.23	16.30	15.85	14.50	15.14		
		Cumulative time (s)	153.13	141.86	125.55	110.09	92.00	77.02	61.79	45.49	29.64	15.14	2:33.13	
		Speed (m/s)	13.31	12.26	12.94	11.06	13.35	13.13	12.27	12.62	13.79	13.21	12.73	
		Stride length (m)	5.64	5.31	5.60	4.86	5.66	5.63	5.36	5.41	5.68	5.77	5.48	
		Stride duration (s)	0.425	0.433	0.433	0.440	0.424	0.428	0.437	0.428	0.412	0.437	0.430	
		Stride efficiency (%)	49.68	44.13	49.03	36.90	49.99	49.45	44.92	45.66	50.46	52.11	46.85	
		Stride count	26.60	37.64	35.70	41.16	35.36	35.55	37.30	37.00	35.19	34.63	356.13	

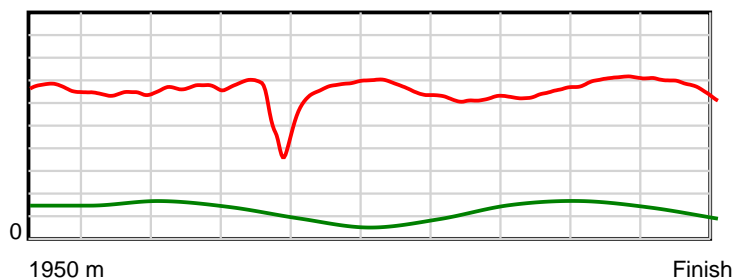
10 m Stride length



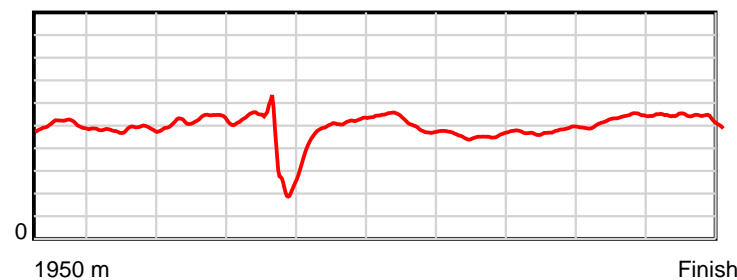
0.6 s Stride duration



20 m/sec Speed



100 % Stride efficiency



Note: Horizontal distance axis grid lines are 200m furlongs.

Disclaimer.

HRNZ and NZMTC and Thoroughbred Ratings Pty Ltd accepts no responsibility for the completeness or accuracy of any of the information contained herein, and makes no representations about its suitability for any particular purpose. Users should make their own judgements about those matters and/or seek independent advice. You assume all risks associated with use of the data provided on this page.