



Race Results

NZ Metropolitan Trotting Club Inc, HRNZ, March 16, 2018

Compilation date: March 16, 2018, 7:43:55 PM (NZDT)

Copyright © 2018 HRNZ and NZMTC. All rights reserved.

Trademarks.

StrideMASTER is a registered trademark of Thoroughbred Ratings Pty Ltd.

Disclaimer.

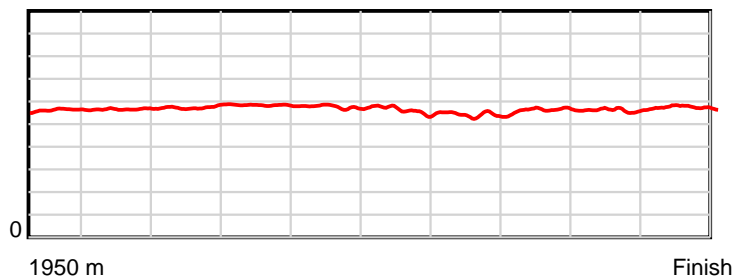
HRNZ and NZMTC and Thoroughbred Ratings Pty Ltd accepts no responsibility for the completeness or accuracy of any of the information contained herein, and makes no representations about its suitability for any particular purpose. Users should make their own judgements about those matters and/or seek independent advice. You assume all risks associated with use of the data provided on this page.

Race Results

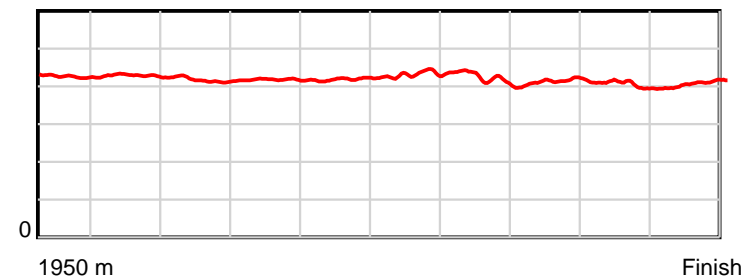
March 16, 2018, Race 5, THE LLOYD HUBBER MEMORIAL MOBILE TROT, Distance 1950m, Addington - Survey 1950m

Result	TAB no.	Horse (Barrier)	1950 to	1800m to	1600m to	1400m to	1200m to	1000m to	800m to	600m to	400m to	200m to	Total or	Margin
1st	13	Tijuana Taxi (0)	1800m	1600m	1400m	1200m	1000m	800m	600m	400m	200m	WP	Average	
		Position in running (margin)	-	11(7.9)	11(13.9)	10(14.5)	10(14.4)	10(11.0)	10(10.7)	11(7.9)	8(4.4)	2(1.8)		0.00
		Sectional time (s)	11.87	15.45	14.70	14.28	14.73	15.71	15.66	15.17	14.92	14.19		
		Cumulative time (s)	146.68	134.81	119.36	104.66	90.38	75.65	59.94	44.28	29.11	14.19	2:26.68	
		Speed (m/s)	12.64	12.94	13.61	14.01	13.58	12.73	12.77	13.18	13.40	14.09	13.29	
		Stride length (m)	5.60	5.55	5.68	5.85	5.68	5.49	5.41	5.45	5.42	5.74	5.58	
		Stride duration (s)	0.426	0.428	0.417	0.418	0.418	0.431	0.424	0.413	0.405	0.407	0.420	
		Stride efficiency (%)	49.03	48.05	50.36	53.51	50.49	47.13	45.76	46.34	45.97	51.55	48.71	
		Stride count	26.78	36.07	35.23	34.18	35.19	36.42	36.96	36.73	36.87	34.82	349.25	

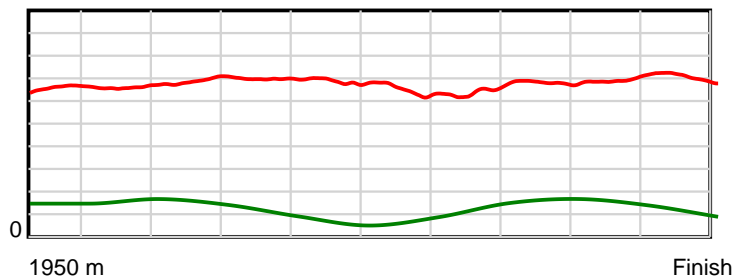
10 m Stride length



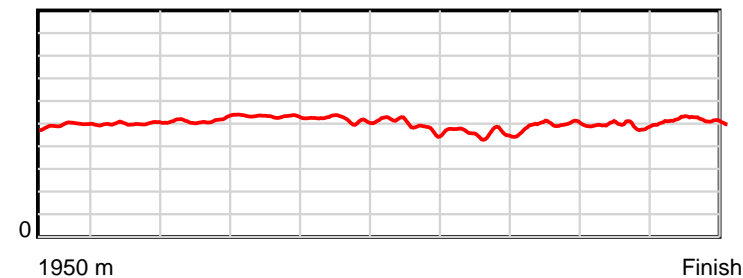
0.6 s Stride duration



20 m/sec Speed



100 % Stride efficiency



Note: Horizontal distance axis grid lines are 200m furlongs.

Disclaimer.

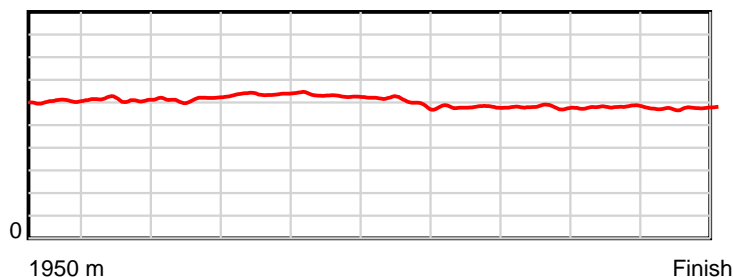
HRNZ and NZMTC and Thoroughbred Ratings Pty Ltd accepts no responsibility for the completeness or accuracy of any of the information contained herein, and makes no representations about its suitability for any particular purpose. Users should make their own judgements about those matters and/or seek independent advice. You assume all risks associated with use of the data provided on this page.

Race Results

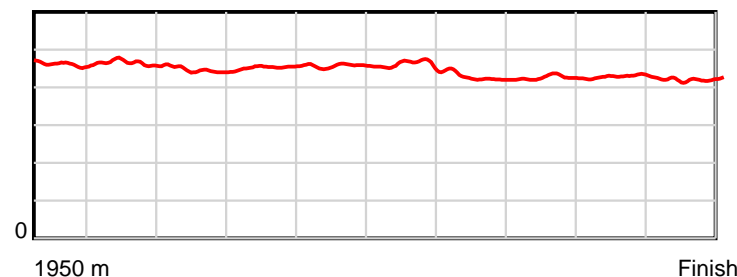
March 16, 2018, Race 5, THE LLOYD HUBBER MEMORIAL MOBILE TROT, Distance 1950m, Addington - Survey 1950m

Result	TAB no.	Horse (Barrier)	1950 to	1800m to	1600m to	1400m to	1200m to	1000m to	800m to	600m to	400m to	200m to	Total or	Margin
2nd	14	Rum In The Sun (1)	1800m	1600m	1400m	1200m	1000m	800m	600m	400m	200m	WP	Average	
		Position in running (margin)	-	13(9.9)	13(16.8)	11(16.9)	12(16.7)	13(13.1)	11(11.9)	6(3.4)	3(0.5)	1(0.0)		0.70
		Sectional time (s)	12.11	15.59	14.63	14.27	14.68	15.57	14.71	15.27	15.26	14.71		
		Cumulative time (s)	146.80	134.69	119.10	104.47	90.20	75.52	59.95	45.24	29.97	14.71	2:26.80	
		Speed (m/s)	12.39	12.83	13.67	14.02	13.62	12.85	13.60	13.10	13.11	13.60	13.28	
		Stride length (m)	6.02	5.96	6.10	6.35	6.22	5.90	5.80	5.58	5.62	5.72	5.92	
		Stride duration (s)	0.460	0.464	0.446	0.453	0.457	0.460	0.427	0.426	0.429	0.421	0.445	
		Stride efficiency (%)	56.69	55.44	58.23	63.05	60.50	54.48	52.60	48.58	49.37	51.12	54.68	
		Stride count	24.91	33.58	32.76	31.49	32.14	33.87	34.47	35.87	35.58	34.97	329.64	

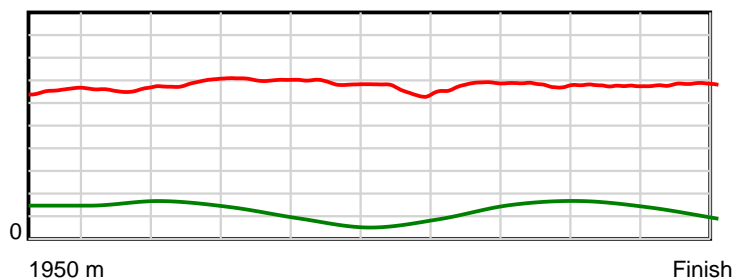
10 m Stride length



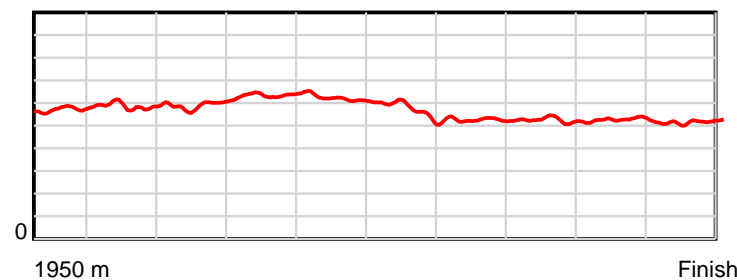
0.6 s Stride duration



20 m/sec Speed



100 % Stride efficiency



Note: Horizontal distance axis grid lines are 200m furlongs.

Disclaimer.

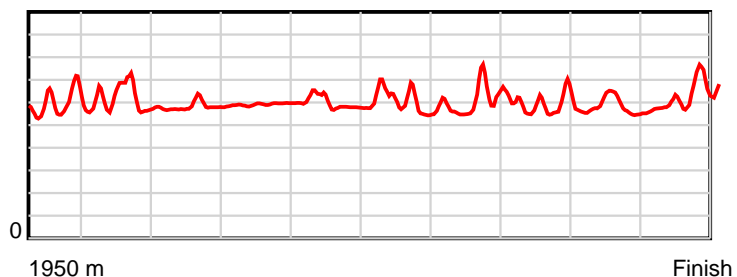
HRNZ and NZMTC and Thoroughbred Ratings Pty Ltd accepts no responsibility for the completeness or accuracy of any of the information contained herein, and makes no representations about its suitability for any particular purpose. Users should make their own judgements about those matters and/or seek independent advice. You assume all risks associated with use of the data provided on this page.

Race Results

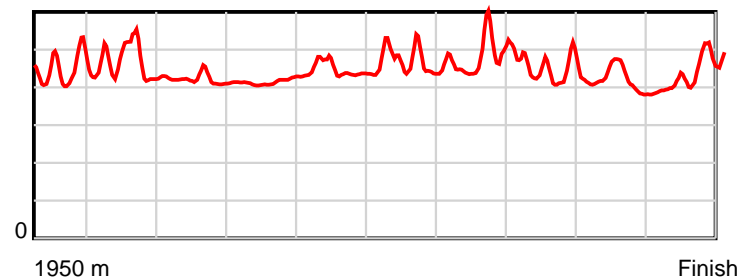
March 16, 2018, Race 5, THE LLOYD HUBBER MEMORIAL MOBILE TROT, Distance 1950m, Addington - Survey 1950m

Result	TAB no.	Horse (Barrier)	1950 to	1800m to	1600m to	1400m to	1200m to	1000m to	800m to	600m to	400m to	200m to	Total or	Margin
3rd	8	Diana Harbour (10)	1800m	1600m	1400m	1200m	1000m	800m	600m	400m	200m	WP	Average	
		Position in running (margin)	-	9(5.0)	10(11.8)	9(11.5)	9(9.6)	9(9.4)	9(9.2)	10(7.2)	10(6.2)	5(3.6)		0.80
		Sectional time (s)	11.41	15.57	14.56	13.98	15.26	15.72	15.81	15.58	14.90	14.04		
		Cumulative time (s)	146.83	135.42	119.85	105.29	91.31	76.05	60.33	44.52	28.94	14.04	2:26.83	
		Speed (m/s)	13.15	12.85	13.74	14.31	13.11	12.72	12.65	12.84	13.42	14.25	13.28	
		Stride length (m)	5.88	5.75	5.75	5.94	5.78	5.76	6.00	5.63	5.51	6.40	5.83	
		Stride duration (s)	0.442	0.448	0.419	0.415	0.441	0.452	0.475	0.439	0.410	0.450	0.439	
		Stride efficiency (%)	54.04	51.69	51.75	55.08	52.14	51.77	56.34	49.54	47.40	64.10	53.12	
		Stride count	25.51	34.77	34.75	33.69	34.62	34.75	33.31	35.52	36.31	31.23	334.46	

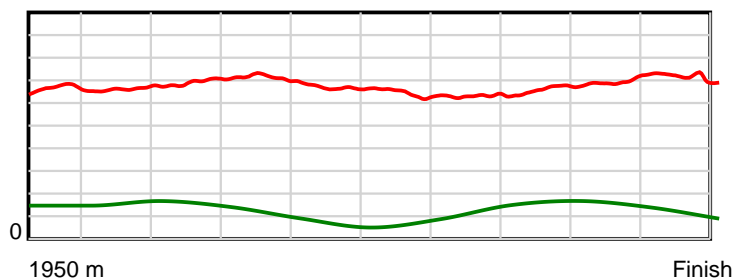
10 m Stride length



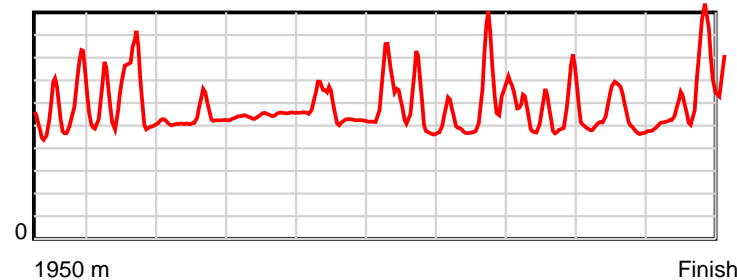
0.6 s Stride duration



20 m/sec Speed



100 % Stride efficiency



Note: Horizontal distance axis grid lines are 200m furlongs.

Disclaimer.

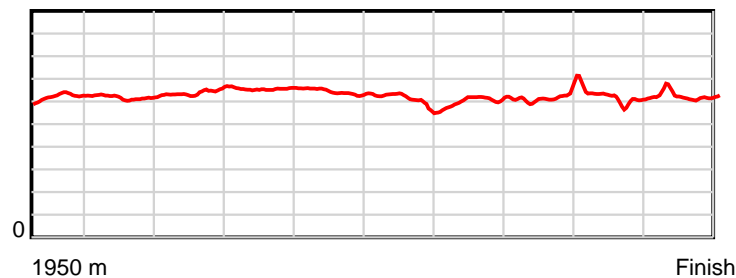
HRNZ and NZMTC and Thoroughbred Ratings Pty Ltd accepts no responsibility for the completeness or accuracy of any of the information contained herein, and makes no representations about its suitability for any particular purpose. Users should make their own judgements about those matters and/or seek independent advice. You assume all risks associated with use of the data provided on this page.

Race Results

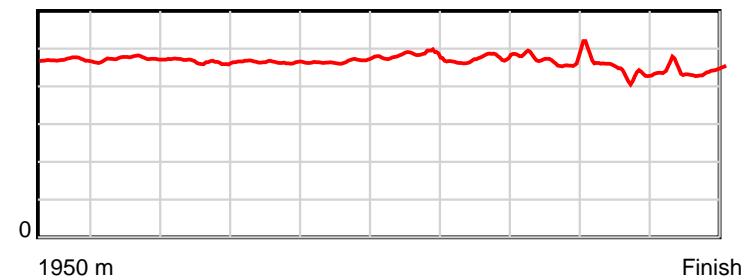
March 16, 2018, Race 5, THE LLOYD HUBBER MEMORIAL MOBILE TROT, Distance 1950m, Addington - Survey 1950m

Result	TAB no.	Horse (Barrier)	1950 to	1800m to	1600m to	1400m to	1200m to	1000m to	800m to	600m to	400m to	200m to	Total or	Margin
4th	12	No Fears (2)	1800m	1600m	1400m	1200m	1000m	800m	600m	400m	200m	WP	Average	
		Position in running (margin)	-	12(9.8)	12(16.8)	12(17.5)	11(15.8)	11(12.1)	12(12.4)	12(8.9)	12(8.0)	10(6.3)		4.00
		Sectional time (s)	12.14	15.61	14.73	14.02	14.68	15.81	15.55	15.60	15.06	14.20		
		Cumulative time (s)	147.40	135.26	119.65	104.92	90.90	76.22	60.41	44.86	29.26	14.20	2:27.40	
		Speed (m/s)	12.36	12.81	13.58	14.27	13.62	12.65	12.86	12.82	13.28	14.08	13.23	
		Stride length (m)	6.25	6.06	6.31	6.60	6.36	5.97	6.09	6.05	5.83	6.21	6.16	
		Stride duration (s)	0.470	0.473	0.465	0.463	0.467	0.472	0.473	0.472	0.439	0.441	0.466	
		Stride efficiency (%)	60.95	57.43	62.30	68.11	63.18	55.78	57.90	57.21	53.17	60.25	59.38	
		Stride count	24.02	32.99	31.68	30.30	31.45	33.48	32.86	33.05	34.29	32.21	316.33	

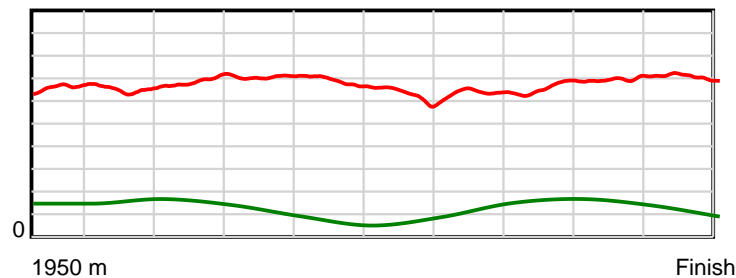
10 m Stride length



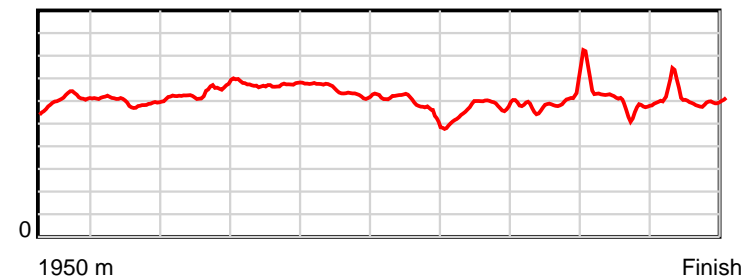
0.6 s Stride duration



20 m/sec Speed



100 % Stride efficiency



Note: Horizontal distance axis grid lines are 200m furlongs.

Disclaimer.

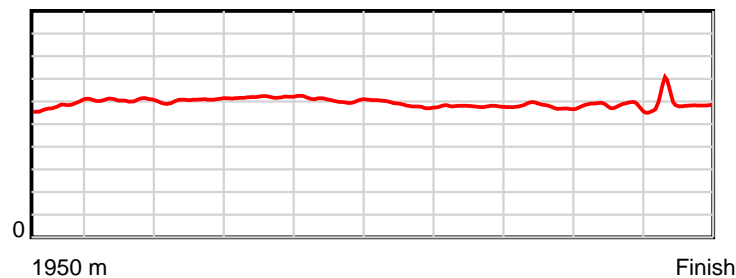
HRNZ and NZMTC and Thoroughbred Ratings Pty Ltd accepts no responsibility for the completeness or accuracy of any of the information contained herein, and makes no representations about its suitability for any particular purpose. Users should make their own judgements about those matters and/or seek independent advice. You assume all risks associated with use of the data provided on this page.

Race Results

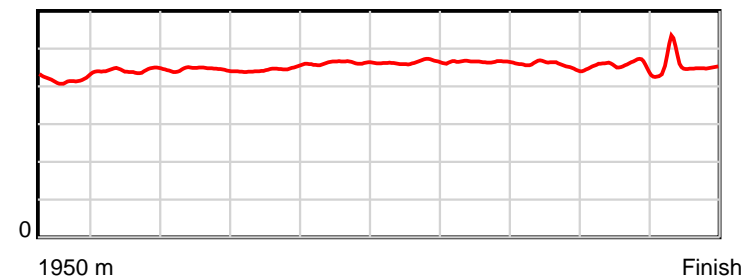
March 16, 2018, Race 5, THE LLOYD HUBBER MEMORIAL MOBILE TROT, Distance 1950m, Addington - Survey 1950m

Result	TAB no.	Horse (Barrier)	1950 to	1800m to	1600m to	1400m to	1200m to	1000m to	800m to	600m to	400m to	200m to	Total or	Margin
5th	4	Westar Maggie (6)	1800m	1600m	1400m	1200m	1000m	800m	600m	400m	200m	WP	Average	
		Position in running (margin)	-	4(1.3)	3(2.7)	4(2.7)	4(3.1)	4(2.6)	3(2.5)	4(2.1)	6(3.1)	8(5.0)		8.90
		Sectional time (s)	10.71	14.69	14.60	14.36	15.22	15.73	16.08	15.91	15.65	15.32		
		Cumulative time (s)	148.27	137.56	122.87	108.27	93.91	78.69	62.96	46.88	30.97	15.32	2:28.27	
		Speed (m/s)	14.01	13.61	13.70	13.93	13.14	12.71	12.44	12.57	12.78	13.05	13.15	
		Stride length (m)	5.83	6.03	6.10	6.20	6.08	5.90	5.79	5.74	5.82	5.96	5.94	
		Stride duration (s)	0.418	0.443	0.445	0.445	0.462	0.464	0.465	0.456	0.455	0.457	0.452	
		Stride efficiency (%)	53.07	56.78	58.10	60.08	57.69	54.31	52.33	51.41	52.93	55.55	55.17	
		Stride count	25.74	33.18	32.80	32.26	32.92	33.92	34.56	34.87	34.37	33.55	328.17	

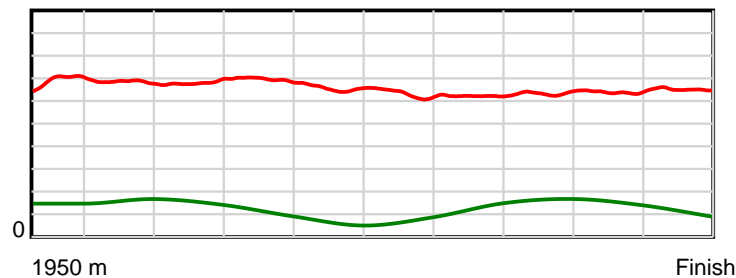
10 m Stride length



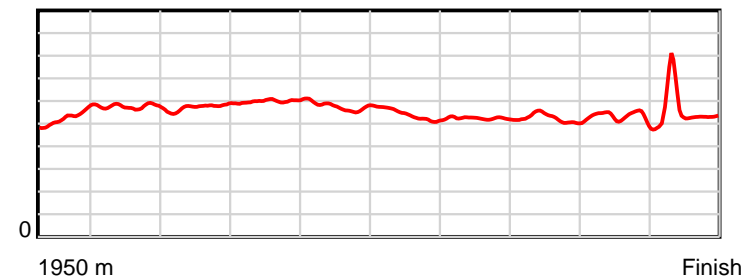
0.6 s Stride duration



20 m/sec Speed



100 % Stride efficiency



Note: Horizontal distance axis grid lines are 200m furlongs.

Disclaimer.

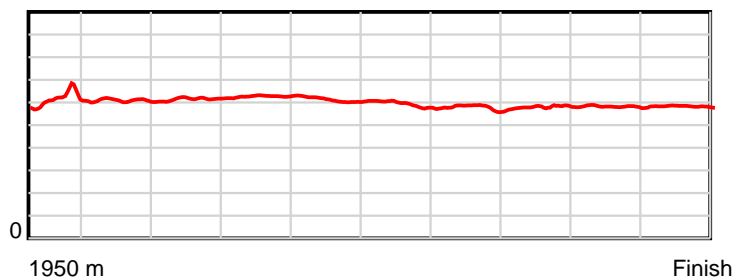
HRNZ and NZMTC and Thoroughbred Ratings Pty Ltd accepts no responsibility for the completeness or accuracy of any of the information contained herein, and makes no representations about its suitability for any particular purpose. Users should make their own judgements about those matters and/or seek independent advice. You assume all risks associated with use of the data provided on this page.

Race Results

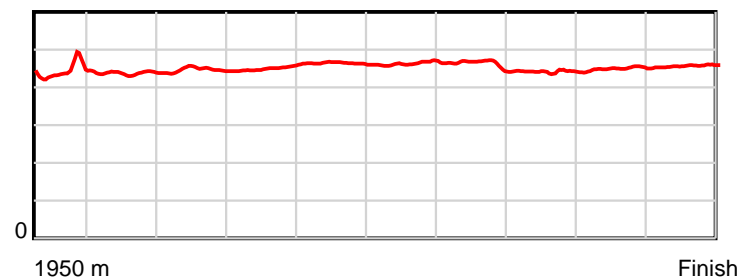
March 16, 2018, Race 5, THE LLOYD HUBBER MEMORIAL MOBILE TROT, Distance 1950m, Addington - Survey 1950m

Result	TAB no.	Horse (Barrier)	1950 to	1800m to	1600m to	1400m to	1200m to	1000m to	800m to	600m to	400m to	200m to	Total or	Margin
6th	9	Justamollyarch... (11)	1800m	1600m	1400m	1200m	1000m	800m	600m	400m	200m	WP	Average	
		Position in running (margin)	-	3(1.1)	4(3.2)	3(2.5)	3(2.3)	3(2.4)	4(2.7)	3(2.0)	2(0.0)	3(2.4)		9.10
		Sectional time (s)	10.84	14.79	14.49	14.27	15.31	15.80	16.02	15.43	15.73	15.64		
		Cumulative time (s)	148.32	137.48	122.69	108.20	93.93	78.62	62.82	46.80	31.37	15.64	2:28.32	
		Speed (m/s)	13.84	13.52	13.80	14.02	13.06	12.66	12.48	12.96	12.71	12.79	13.15	
		Stride length (m)	6.15	5.92	6.17	6.31	6.06	5.86	5.77	5.71	5.73	5.84	5.94	
		Stride duration (s)	0.440	0.438	0.447	0.450	0.464	0.463	0.462	0.440	0.450	0.457	0.452	
		Stride efficiency (%)	59.01	54.75	59.45	62.29	57.40	53.66	51.94	50.89	51.23	53.38	55.12	
		Stride count	24.41	33.79	32.42	31.68	33.00	34.13	34.69	35.05	34.93	34.22	328.32	

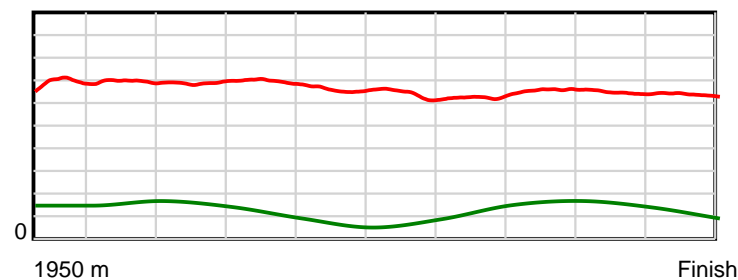
10 m Stride length



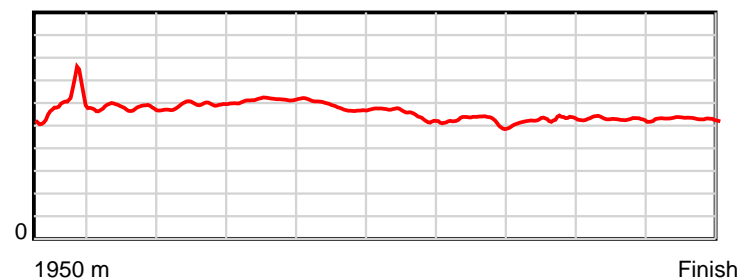
0.6 s Stride duration



20 m/sec Speed



100 % Stride efficiency



Note: Horizontal distance axis grid lines are 200m furlongs.

Disclaimer.

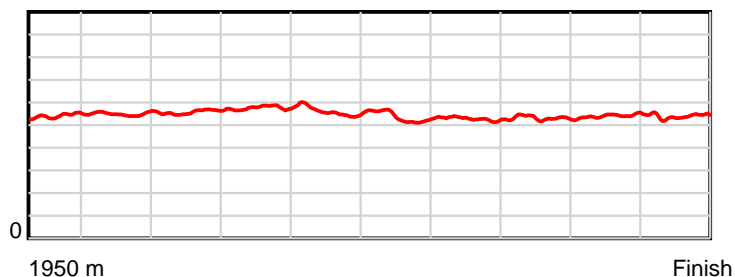
HRNZ and NZMTC and Thoroughbred Ratings Pty Ltd accepts no responsibility for the completeness or accuracy of any of the information contained herein, and makes no representations about its suitability for any particular purpose. Users should make their own judgements about those matters and/or seek independent advice. You assume all risks associated with use of the data provided on this page.

Race Results

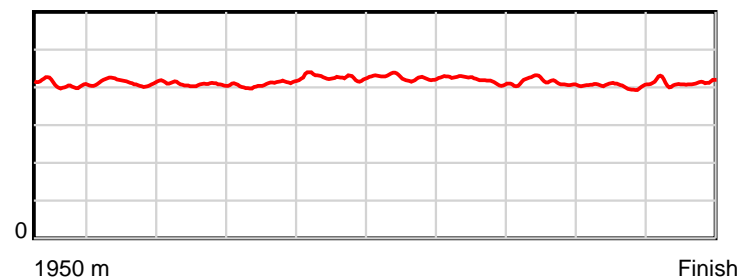
March 16, 2018, Race 5, THE LLOYD HUBBER MEMORIAL MOBILE TROT, Distance 1950m, Addington - Survey 1950m

Result	TAB no.	Horse (Barrier)	1950 to	1800m to	1600m to	1400m to	1200m to	1000m to	800m to	600m to	400m to	200m to	Total or	Margin
7th	5	Galleons Glory (7)	1800m	1600m	1400m	1200m	1000m	800m	600m	400m	200m	WP	Average	
		Position in running (margin)	-	10(5.2)	8(8.8)	7(8.3)	7(7.4)	8(6.7)	8(7.3)	9(6.0)	11(6.4)	9(6.2)		10.40
		Sectional time (s)	11.32	15.05	14.52	14.14	15.18	15.85	15.93	15.81	15.31	15.43		
		Cumulative time (s)	148.54	137.22	122.17	107.65	93.51	78.33	62.48	46.55	30.74	15.43	2:28.54	
		Speed (m/s)	13.25	13.29	13.77	14.14	13.18	12.62	12.55	12.65	13.06	12.96	13.13	
		Stride length (m)	5.43	5.49	5.62	5.78	5.61	5.37	5.27	5.23	5.28	5.34	5.44	
		Stride duration (s)	0.408	0.413	0.408	0.409	0.426	0.426	0.420	0.414	0.404	0.412	0.414	
		Stride efficiency (%)	46.04	47.11	49.32	52.15	49.20	45.11	43.40	42.82	43.60	44.64	46.21	
		Stride count	27.63	36.43	35.60	34.62	35.64	37.22	37.95	38.21	37.86	37.42	358.58	

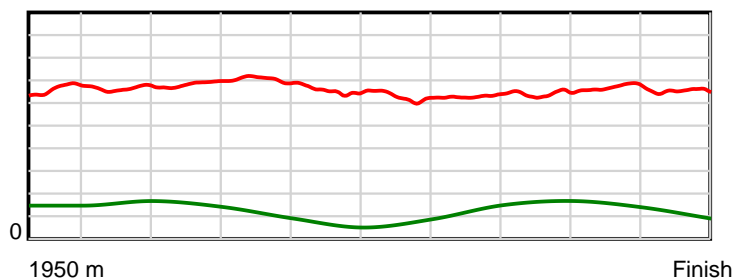
10 m Stride length



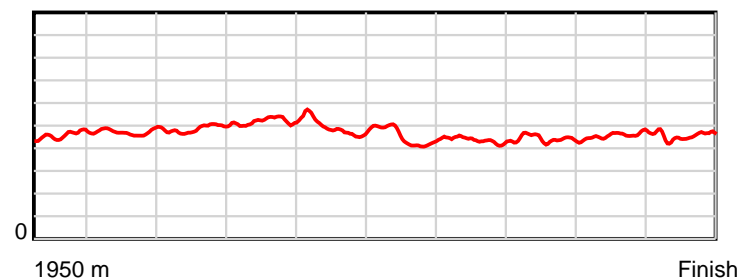
0.6 s Stride duration



20 m/sec Speed



100 % Stride efficiency



Note: Horizontal distance axis grid lines are 200m furlongs.

Disclaimer.

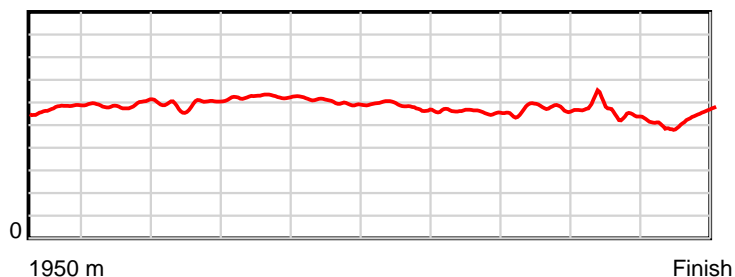
HRNZ and NZMTC and Thoroughbred Ratings Pty Ltd accepts no responsibility for the completeness or accuracy of any of the information contained herein, and makes no representations about its suitability for any particular purpose. Users should make their own judgements about those matters and/or seek independent advice. You assume all risks associated with use of the data provided on this page.

Race Results

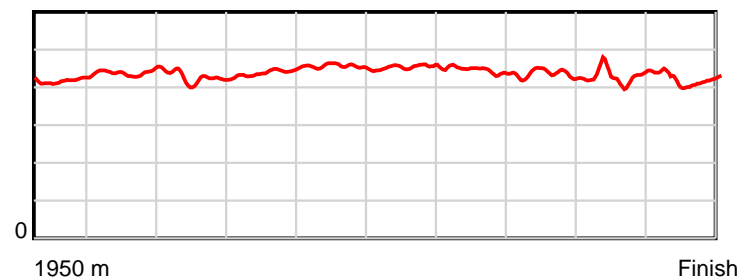
March 16, 2018, Race 5, THE LLOYD HUBBER MEMORIAL MOBILE TROT, Distance 1950m, Addington - Survey 1950m

Result	TAB no.	Horse (Barrier)	1950 to	1800m to	1600m to	1400m to	1200m to	1000m to	800m to	600m to	400m to	200m to	Total or	Margin
8th	3	Theodosia (5)	1800m	1600m	1400m	1200m	1000m	800m	600m	400m	200m	WP	Average	
		Position in running (margin)	-	6(2.5)	7(6.9)	6(5.8)	5(4.8)	5(4.4)	5(4.3)	5(3.2)	5(2.4)	7(4.8)		12.00
		Sectional time (s)	10.93	15.17	14.43	14.14	15.22	15.75	15.94	15.63	15.74	15.89		
		Cumulative time (s)	148.84	137.91	122.74	108.31	94.17	78.95	63.20	47.26	31.63	15.89	2:28.84	
		Speed (m/s)	13.73	13.18	13.86	14.14	13.14	12.70	12.55	12.80	12.71	12.59	13.10	
		Stride length (m)	5.70	5.80	5.89	6.23	5.98	5.76	5.59	5.56	5.44	5.27	5.71	
		Stride duration (s)	0.416	0.440	0.425	0.440	0.455	0.453	0.446	0.434	0.428	0.419	0.436	
		Stride efficiency (%)	50.75	52.56	54.22	60.57	55.86	51.83	48.88	48.29	46.29	43.44	50.96	
		Stride count	26.32	34.48	33.95	32.12	33.45	34.73	35.76	35.98	36.75	37.93	341.47	

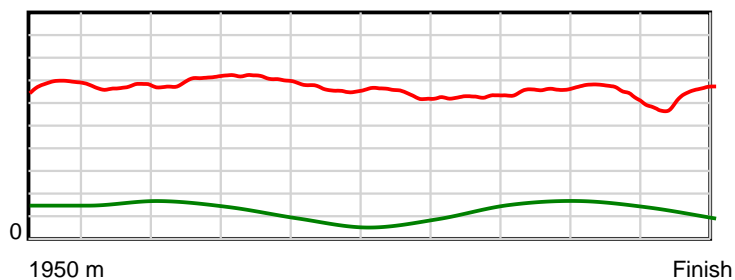
10 m Stride length



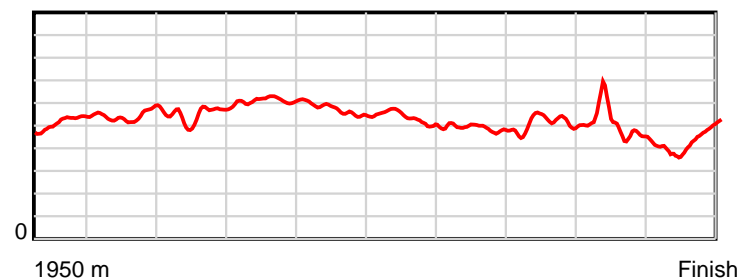
0.6 s Stride duration



20 m/sec Speed



100 % Stride efficiency



Note: Horizontal distance axis grid lines are 200m furlongs.

Disclaimer.

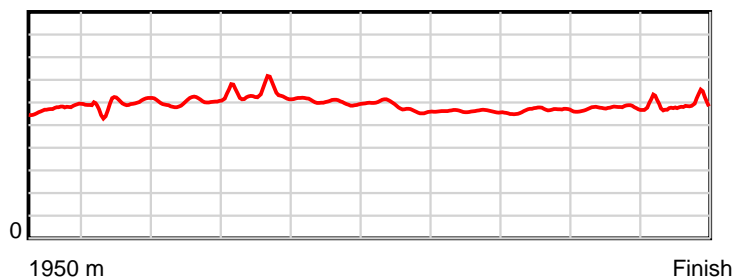
HRNZ and NZMTC and Thoroughbred Ratings Pty Ltd accepts no responsibility for the completeness or accuracy of any of the information contained herein, and makes no representations about its suitability for any particular purpose. Users should make their own judgements about those matters and/or seek independent advice. You assume all risks associated with use of the data provided on this page.

Race Results

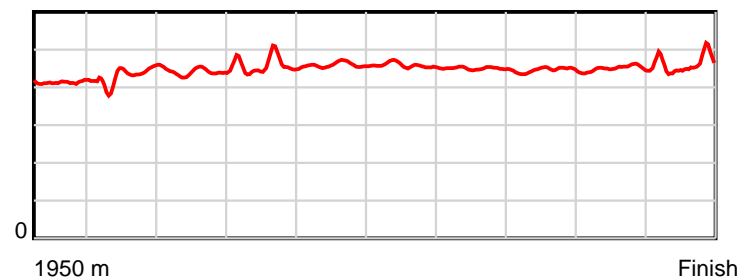
March 16, 2018, Race 5, THE LLOYD HUBBER MEMORIAL MOBILE TROT, Distance 1950m, Addington - Survey 1950m

Result	TAB no.	Horse (Barrier)	1950 to	1800m to	1600m to	1400m to	1200m to	1000m to	800m to	600m to	400m to	200m to	Total or	Margin
9th	10	Chivasion (12)	1800m	1600m	1400m	1200m	1000m	800m	600m	400m	200m	WP	Average	
		Position in running (margin)	-	8(4.2)	6(4.8)	5(4.8)	6(4.9)	6(4.9)	6(5.2)	7(4.8)	9(4.8)	11(6.9)		12.40
		Sectional time (s)	11.34	14.55	14.60	14.31	15.30	15.80	16.06	15.77	15.69	15.50		
		Cumulative time (s)	148.92	137.58	123.03	108.43	94.12	78.82	63.02	46.96	31.19	15.50	2:28.92	
		Speed (m/s)	13.23	13.75	13.70	13.98	13.07	12.66	12.45	12.68	12.75	12.90	13.09	
		Stride length (m)	5.75	5.91	6.02	6.36	6.00	5.80	5.60	5.65	5.73	5.87	5.87	
		Stride duration (s)	0.412	0.430	0.440	0.455	0.459	0.458	0.450	0.445	0.450	0.455	0.448	
		Stride efficiency (%)	51.59	54.63	56.70	63.22	56.28	52.55	49.02	49.91	51.35	53.86	53.76	
		Stride count	26.11	33.82	33.20	31.44	33.33	34.49	35.71	35.39	34.89	34.07	332.45	

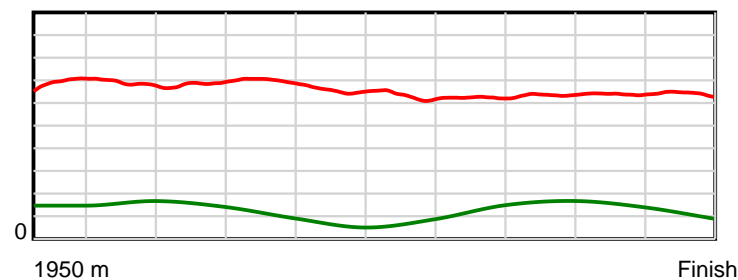
10 m Stride length



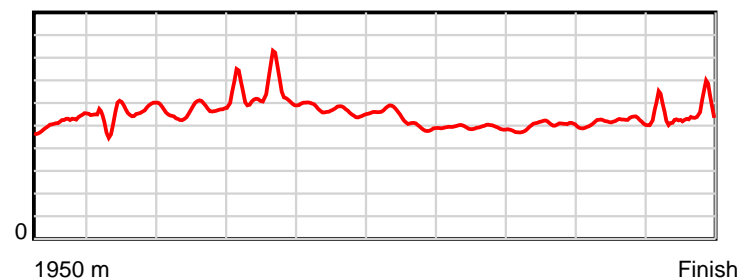
0.6 s Stride duration



20 m/sec Speed



100 % Stride efficiency



Note: Horizontal distance axis grid lines are 200m furlongs.

Disclaimer.

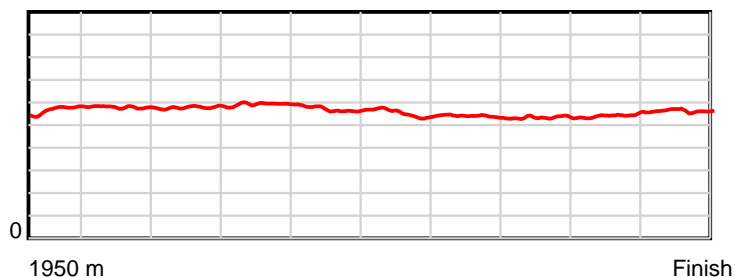
HRNZ and NZMTC and Thoroughbred Ratings Pty Ltd accepts no responsibility for the completeness or accuracy of any of the information contained herein, and makes no representations about its suitability for any particular purpose. Users should make their own judgements about those matters and/or seek independent advice. You assume all risks associated with use of the data provided on this page.

Race Results

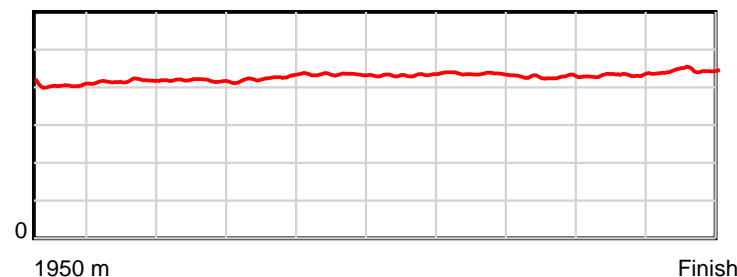
March 16, 2018, Race 5, THE LLOYD HUBBER MEMORIAL MOBILE TROT, Distance 1950m, Addington - Survey 1950m

Result	TAB no.	Horse (Barrier)	1950 to	1800m to	1600m to	1400m to	1200m to	1000m to	800m to	600m to	400m to	200m to	Total or	Margin
10th	2	Sugar Cane (4)	1800m	1600m	1400m	1200m	1000m	800m	600m	400m	200m	WP	Average	
		Position in running (margin)	-	2(0.0)	2(0.9)	2(0.3)	1(0.0)	1(0.0)	1(0.0)	1(0.0)	4(2.3)	12(7.2)		13.30
		Sectional time (s)	10.37	14.58	14.51	14.26	15.29	15.76	16.13	16.13	16.16	15.89		
		Cumulative time (s)	149.08	138.71	124.13	109.62	95.36	80.07	64.31	48.18	32.05	15.89	2:29.08	
		Speed (m/s)	14.47	13.72	13.78	14.03	13.08	12.69	12.40	12.40	12.38	12.59	13.08	
		Stride length (m)	5.75	5.71	5.76	5.95	5.68	5.49	5.41	5.30	5.35	5.58	5.59	
		Stride duration (s)	0.404	0.416	0.418	0.424	0.434	0.432	0.436	0.428	0.432	0.444	0.427	
		Stride efficiency (%)	51.62	50.97	51.93	55.37	50.41	47.03	45.70	43.90	44.75	48.70	48.78	
		Stride count	26.10	35.02	34.69	33.60	35.21	36.46	36.98	37.73	37.38	35.83	349.00	

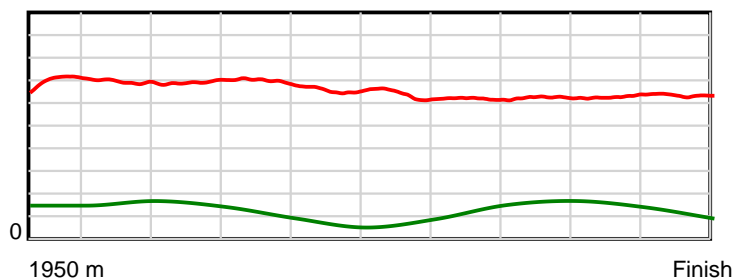
10 m Stride length



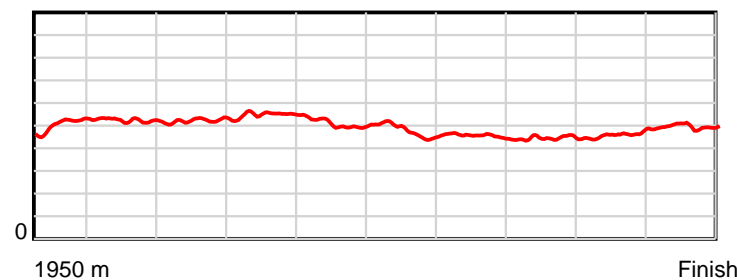
0.6 s Stride duration



20 m/sec Speed



100 % Stride efficiency



Note: Horizontal distance axis grid lines are 200m furlongs.

Disclaimer.

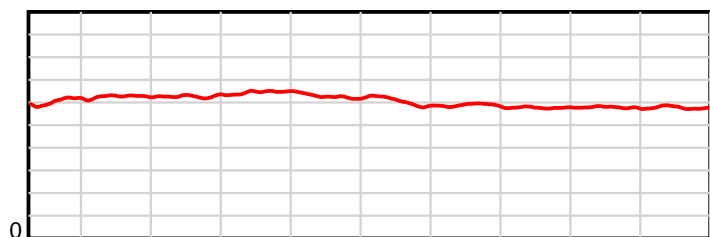
HRNZ and NZMTC and Thoroughbred Ratings Pty Ltd accepts no responsibility for the completeness or accuracy of any of the information contained herein, and makes no representations about its suitability for any particular purpose. Users should make their own judgements about those matters and/or seek independent advice. You assume all risks associated with use of the data provided on this page.

Race Results

March 16, 2018, Race 5, THE LLOYD HUBBER MEMORIAL MOBILE TROT, Distance 1950m, Addington - Survey 1950m

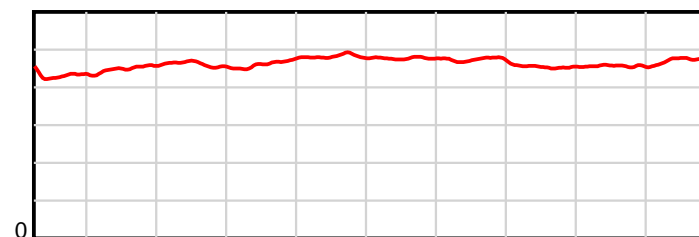
Result	TAB no.	Horse (Barrier)	1950 to	1800m to	1600m to	1400m to	1200m to	1000m to	800m to	600m to	400m to	200m to	Total or	Margin
11th	1	Say Your Pres (3)	1800m	1600m	1400m	1200m	1000m	800m	600m	400m	200m	WP	Average	
		Position in running (margin)	-	1(0.0)	1(0.0)	1(0.0)	2(0.2)	2(0.2)	2(0.5)	2(0.2)	1(0.0)	4(3.3)		13.50
		Sectional time (s)	10.62	14.44	14.61	14.34	15.29	15.80	16.08	15.73	15.89	16.30		
		Cumulative time (s)	149.10	138.48	124.04	109.43	95.09	79.80	64.00	47.92	32.19	16.30	2:29.10	
		Speed (m/s)	14.13	13.85	13.69	13.95	13.08	12.66	12.44	12.71	12.59	12.27	13.08	
		Stride length (m)	6.11	6.22	6.32	6.45	6.30	6.04	5.89	5.78	5.75	5.81	6.06	
		Stride duration (s)	0.430	0.449	0.461	0.463	0.482	0.477	0.474	0.454	0.457	0.474	0.463	
		Stride efficiency (%)	58.40	60.50	62.34	65.10	62.05	57.03	54.23	52.13	51.60	52.79	57.32	
		Stride count	24.54	32.14	31.66	30.99	31.74	33.11	33.95	34.63	34.80	34.41	321.97	

10 m Stride length



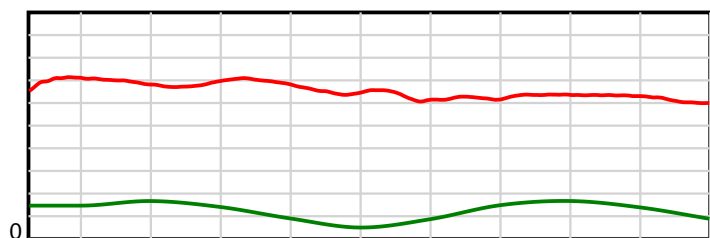
1950 m Finish

0.6 s Stride duration



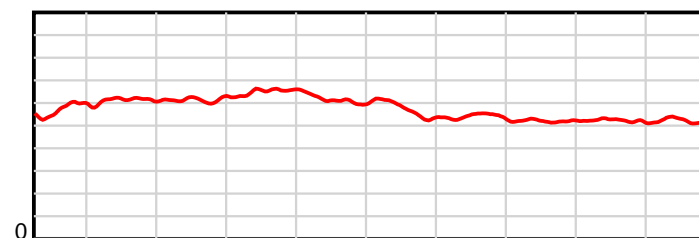
1950 m Finish

20 m/sec Speed



1950 m Finish

100 % Stride efficiency



1950 m Finish

Note: Horizontal distance axis grid lines are 200m furlongs.

Disclaimer.

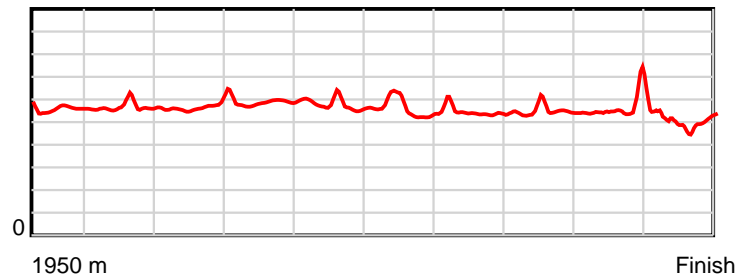
HRNZ and NZMTC and Thoroughbred Ratings Pty Ltd accepts no responsibility for the completeness or accuracy of any of the information contained herein, and makes no representations about its suitability for any particular purpose. Users should make their own judgements about those matters and/or seek independent advice. You assume all risks associated with use of the data provided on this page.

Race Results

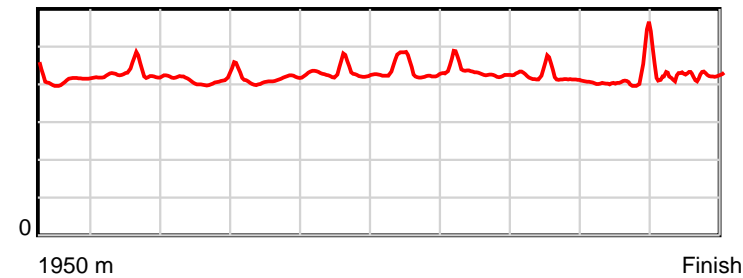
March 16, 2018, Race 5, THE LLOYD HUBBER MEMORIAL MOBILE TROT, Distance 1950m, Addington - Survey 1950m

Result	TAB no.	Horse (Barrier)	1950 to	1800m to	1600m to	1400m to	1200m to	1000m to	800m to	600m to	400m to	200m to	Total or	Margin
12th	6	Borntobeastar (8)	1800m	1600m	1400m	1200m	1000m	800m	600m	400m	200m	WP	Average	
		Position in running (margin)	-	7(2.8)	9(9.0)	8(8.7)	8(7.7)	7(6.5)	7(6.4)	8(5.1)	7(4.0)	6(4.4)		16.20
		Sectional time (s)	10.82	15.48	14.56	14.13	15.09	15.74	15.91	15.57	15.41	16.87		
		Cumulative time (s)	149.58	138.76	123.28	108.72	94.59	79.50	63.76	47.85	32.28	16.87	2:29.58	
		Speed (m/s)	13.87	12.92	13.74	14.15	13.25	12.71	12.57	12.85	12.98	11.86	13.04	
		Stride length (m)	5.57	5.53	5.68	5.83	5.70	5.48	5.43	5.39	5.41	4.94	5.49	
		Stride duration (s)	0.409	0.428	0.413	0.412	0.430	0.432	0.432	0.420	0.417	0.417	0.421	
		Stride efficiency (%)	48.47	47.82	50.40	53.18	50.81	46.97	46.15	45.46	45.79	38.14	47.03	
		Stride count	26.93	36.15	35.22	34.29	35.07	36.48	36.80	37.08	36.95	40.48	355.45	

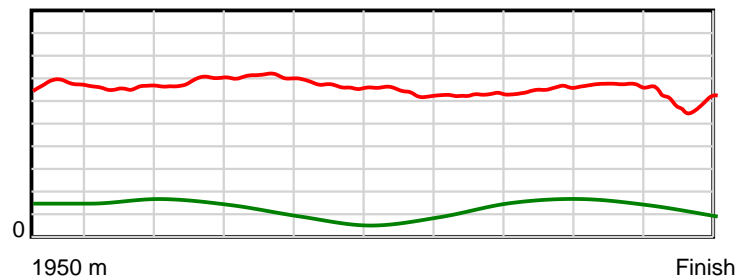
10 m Stride length



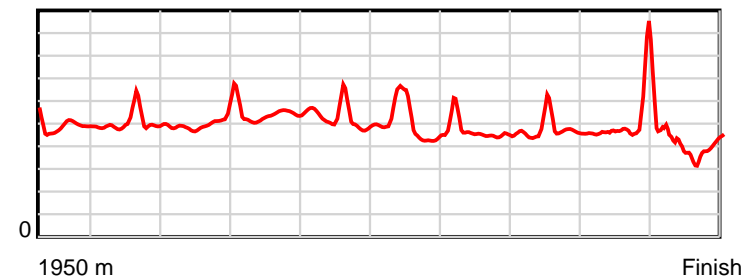
0.6 s Stride duration



20 m/sec Speed



100 % Stride efficiency



Note: Horizontal distance axis grid lines are 200m furlongs.

Disclaimer.

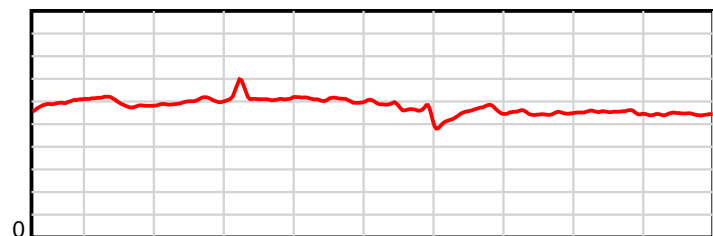
HRNZ and NZMTC and Thoroughbred Ratings Pty Ltd accepts no responsibility for the completeness or accuracy of any of the information contained herein, and makes no representations about its suitability for any particular purpose. Users should make their own judgements about those matters and/or seek independent advice. You assume all risks associated with use of the data provided on this page.

Race Results

March 16, 2018, Race 5, THE LLOYD HUBBER MEMORIAL MOBILE TROT, Distance 1950m, Addington - Survey 1950m

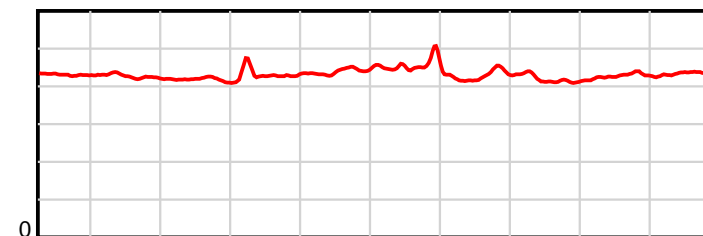
Result	TAB no.	Horse (Barrier)	1950 to	1800m to	1600m to	1400m to	1200m to	1000m to	800m to	600m to	400m to	200m to	Total or	Margin
13th	11	Just Anything (13)	1800m	1600m	1400m	1200m	1000m	800m	600m	400m	200m	WP	Average	
		Position in running (margin)	-	14(23.9)	14(24.2)	13(19.8)	13(17.2)	12(12.6)	13(14.4)	13(11.4)	13(9.1)	13(10.8)		18.00
		Sectional time (s)	14.53	14.49	13.88	13.87	14.52	16.06	15.62	15.37	15.62	15.95		
		Cumulative time (s)	149.91	135.38	120.89	107.01	93.14	78.62	62.56	46.94	31.57	15.95	2:29.91	
		Speed (m/s)	10.33	13.80	14.41	14.42	13.77	12.45	12.80	13.01	12.80	12.54	13.01	
		Stride length (m)	5.96	5.89	6.03	6.22	6.07	5.68	5.48	5.46	5.47	5.45	5.75	
		Stride duration (s)	0.430	0.427	0.418	0.432	0.440	0.456	0.428	0.419	0.427	0.435	0.442	
		Stride efficiency (%)	55.54	54.21	56.75	60.53	57.49	50.37	47.00	46.53	46.78	46.47	51.71	
		Stride count	25.16	33.95	33.19	32.14	32.97	35.23	36.47	36.65	36.55	36.68	338.99	

10 m Stride length



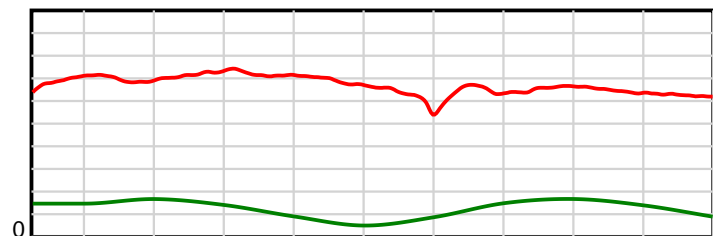
1950 m Finish

0.6 s Stride duration



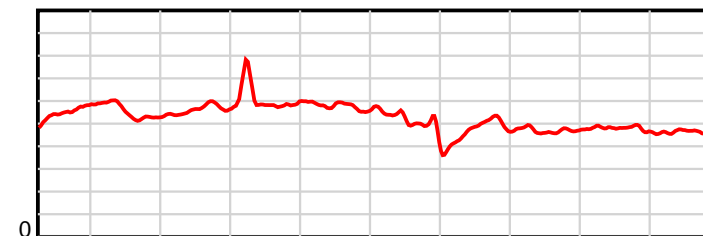
1950 m Finish

20 m/sec Speed



1950 m Finish

100 % Stride efficiency



1950 m Finish

Note: Horizontal distance axis grid lines are 200m furlongs.

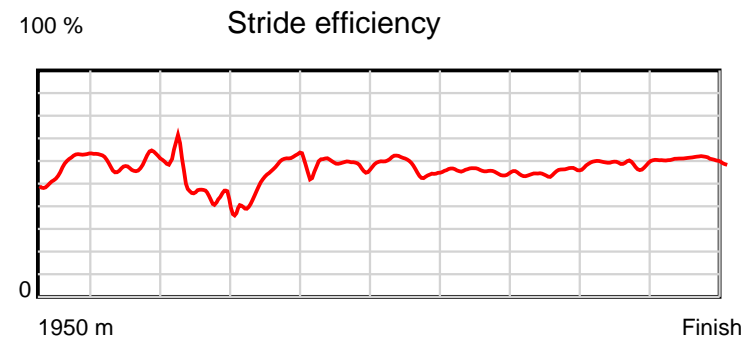
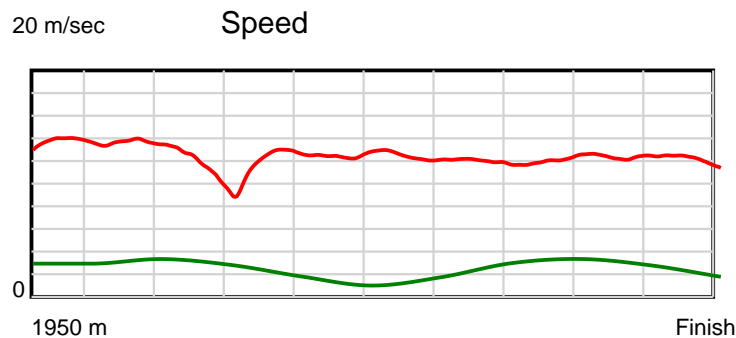
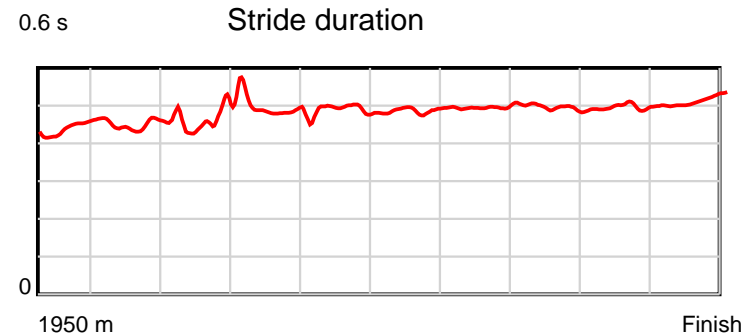
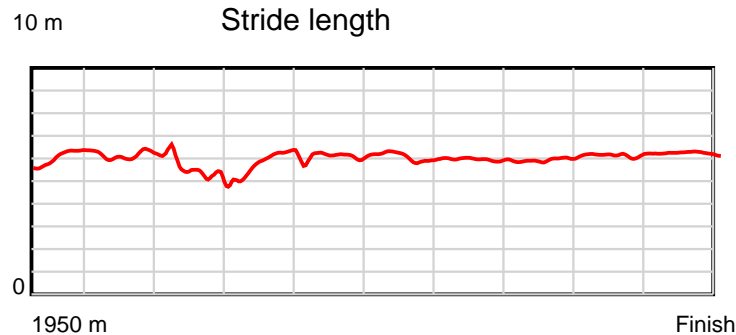
Disclaimer.

HRNZ and NZMTC and Thoroughbred Ratings Pty Ltd accepts no responsibility for the completeness or accuracy of any of the information contained herein, and makes no representations about its suitability for any particular purpose. Users should make their own judgements about those matters and/or seek independent advice. You assume all risks associated with use of the data provided on this page.

Race Results

March 16, 2018, Race 5, THE LLOYD HUBBER MEMORIAL MOBILE TROT, Distance 1950m, Addington - Survey 1950m

Result	TAB no.	Horse (Barrier)	1950 to	1800m to	1600m to	1400m to	1200m to	1000m to	800m to	600m to	400m to	200m to	Total or	Margin
14th	7	Tehoro Dazzle (9)	1800m	1600m	1400m	1200m	1000m	800m	600m	400m	200m	WP	Average	
		Position in running (margin)	-	5(1.4)	5(4.3)	14(20.6)	14(37.3)	14(43.0)	14(46.7)	14(49.7)	14(56.8)	14(63.4)		69.50
		Sectional time (s)	10.60	14.93	17.31	17.09	16.25	16.38	16.63	16.93	16.44	16.62		
		Cumulative time (s)	159.18	148.58	133.65	116.34	99.25	83.00	66.62	49.99	33.06	16.62	2:39.18	
		Speed (m/s)	14.15	13.40	11.55	11.70	12.31	12.21	12.03	11.81	12.17	12.03	12.25	
		Stride length (m)	6.12	6.04	5.32	5.85	5.96	5.95	5.96	5.85	6.04	6.20	5.91	
		Stride duration (s)	0.439	0.451	0.460	0.500	0.484	0.487	0.496	0.495	0.497	0.515	0.483	
		Stride efficiency (%)	58.57	57.08	44.23	53.50	55.43	55.31	55.54	53.40	57.05	60.02	54.67	
		Stride count	24.50	33.09	37.59	34.18	33.58	33.62	33.55	34.21	33.10	32.27	329.69	



Note: Horizontal distance axis grid lines are 200m furlongs.

Disclaimer.

HRNZ and NZMTC and Thoroughbred Ratings Pty Ltd accepts no responsibility for the completeness or accuracy of any of the information contained herein, and makes no representations about its suitability for any particular purpose. Users should make their own judgements about those matters and/or seek independent advice. You assume all risks associated with use of the data provided on this page.