



Race Results

NZ Metropolitan Trotting Club Inc, HRNZ, April 06, 2018

Compilation date: April 6, 2018, 6:58:01 PM (NZST)

Copyright © 2018 HRNZ and NZMTC. All rights reserved.

Trademarks.

StrideMASTER is a registered trademark of Thoroughbred Ratings Pty Ltd.

Disclaimer.

HRNZ and NZMTC and Thoroughbred Ratings Pty Ltd accepts no responsibility for the completeness or accuracy of any of the information contained herein, and makes no representations about its suitability for any particular purpose. Users should make their own judgements about those matters and/or seek independent advice. You assume all risks associated with use of the data provided on this page.



Race Results



April 06, 2018, Race 2, , Distance 2600m, Addington - Survey 3200m

Result	TAB no.	Horse (Barrier)	2600 to	2400m to
1st	15	Le Lievre's Gi... (3)	2400m	2200m
		Position in running (margin)	-	4(5.8)
		Sectional time (s)	17.86	15.31
		Cumulative time (s)	198.31	180.45
		Speed (m/s)	11.20	13.06
		Stride length (m)	5.61	5.91
		Stride duration (s)	0.447	0.452
		Stride efficiency (%)	49.14	54.58
		Stride count	35.66	33.84

Disclaimer.

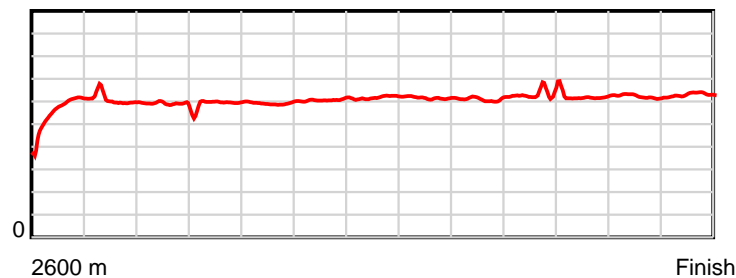
HRNZ and NZMTC and Thoroughbred Ratings Pty Ltd accepts no responsibility for the completeness or accuracy of any of the information contained herein, and makes no representations about its suitability for any particular purpose. Users should make their own judgements about those matters and/or seek independent advice. You assume all risks associated with use of the data provided on this page.

Race Results

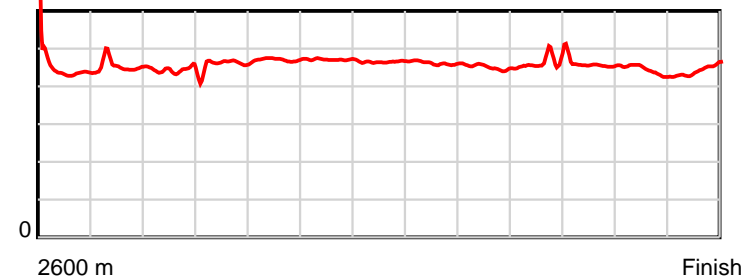
April 06, 2018, Race 2, , Distance 2600m, Addington - Survey 3200m

Result	TAB no.	Horse (Barrier)	2200m to	2000m to	1800m to	1600m to	1400m to	1200m to	1000m to	800m to	600m to	400m to	200m to	Total or	Margin
1st	15	Le Lievre's Gi... (3)	2000m	1800m	1600m	1400m	1200m	1000m	800m	600m	400m	200m	WP	Average	
		Position in running (margin)	2(2.2)	1(0.0)	1(0.0)	1(0.0)	1(0.0)	1(0.0)	1(0.0)	1(0.0)	1(0.0)	1(0.0)	1(0.0)		0.00
		Sectional time (s)	15.35	15.52	15.97	15.53	15.08	15.07	14.78	14.68	14.81	14.29	14.06		
		Cumulative time (s)	165.14	149.79	134.27	118.30	102.77	87.69	72.62	57.84	43.16	28.35	14.06	3:18.31	
		Speed (m/s)	13.03	12.89	12.52	12.88	13.26	13.27	13.53	13.62	13.50	14.00	14.22	13.11	
		Stride length (m)	5.70	5.97	5.90	6.06	6.16	6.12	6.08	6.28	6.16	6.17	6.34	6.03	
		Stride duration (s)	0.438	0.464	0.471	0.471	0.465	0.461	0.450	0.461	0.456	0.441	0.445	0.460	
		Stride efficiency (%)	50.79	55.77	54.37	57.42	59.35	58.59	57.86	61.65	59.20	59.43	62.72	56.80	
		Stride count	35.08	33.48	33.91	32.99	32.45	32.66	32.87	31.84	32.49	32.43	31.57	431.27	

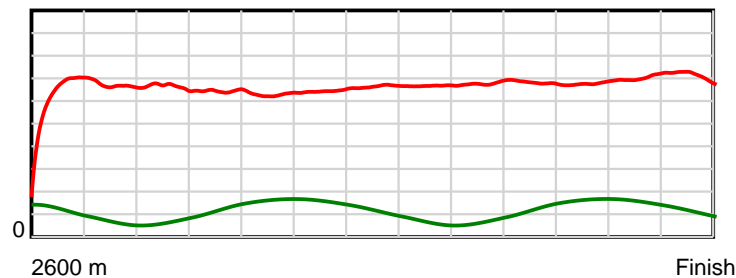
10 m Stride length



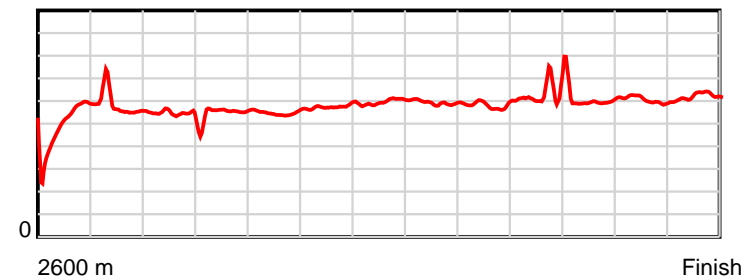
0.6 s Stride duration



20 m/sec Speed



100 % Stride efficiency



Note: Horizontal distance axis grid lines are 200m furlongs.

Disclaimer.

HRNZ and NZMTC and Thoroughbred Ratings Pty Ltd accepts no responsibility for the completeness or accuracy of any of the information contained herein, and makes no representations about its suitability for any particular purpose. Users should make their own judgements about those matters and/or seek independent advice. You assume all risks associated with use of the data provided on this page.



Race Results



April 06, 2018, Race 2, , Distance 2600m, Addington - Survey 3200m

Result	TAB no.	Horse (Barrier)	2600 to	2400m to
2nd	1	McLovin (4)	2400m	2200m
		Position in running (margin)	-	1(0.0)
		Sectional time (s)	16.76	15.90
		Cumulative time (s)	198.48	181.72
		Speed (m/s)	11.93	12.58
		Stride length (m)	5.70	6.19
		Stride duration (s)	0.467	0.492
		Stride efficiency (%)	50.72	59.79
		Stride count	35.11	32.33

Disclaimer.

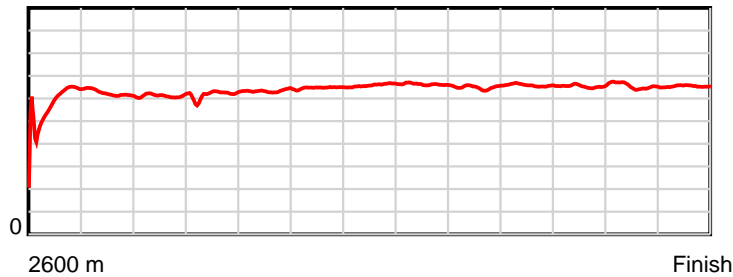
HRNZ and NZMTC and Thoroughbred Ratings Pty Ltd accepts no responsibility for the completeness or accuracy of any of the information contained herein, and makes no representations about its suitability for any particular purpose. Users should make their own judgements about those matters and/or seek independent advice. You assume all risks associated with use of the data provided on this page.

Race Results

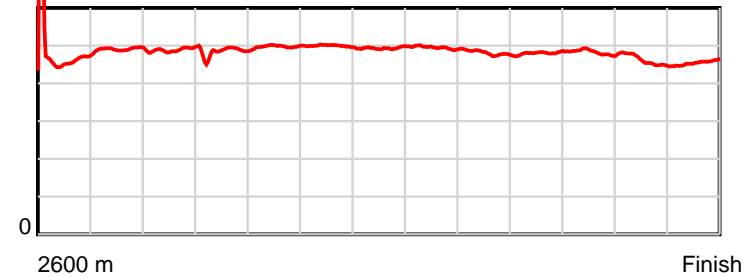
April 06, 2018, Race 2, , Distance 2600m, Addington - Survey 3200m

Result	TAB no.	Horse (Barrier)	2200m to	2000m to	1800m to	1600m to	1400m to	1200m to	1000m to	800m to	600m to	400m to	200m to	Total or	Margin
2nd	1	McLovin (4)	2000m	1800m	1600m	1400m	1200m	1000m	800m	600m	400m	200m	WP	Average	
		Position in running (margin)	1(0.0)	2(1.7)	2(2.5)	2(2.5)	2(2.2)	2(2.1)	2(1.5)	3(2.3)	2(2.0)	2(2.5)	2(1.7)		0.90
		Sectional time (s)	16.01	15.65	15.97	15.48	15.05	14.97	14.92	14.63	14.89	14.16	14.09		
		Cumulative time (s)	165.82	149.81	134.16	118.19	102.71	87.66	72.69	57.77	43.14	28.25	14.09	3:18.48	
		Speed (m/s)	12.49	12.78	12.52	12.92	13.29	13.36	13.40	13.67	13.43	14.12	14.19	13.10	
		Stride length (m)	6.11	6.17	6.23	6.44	6.56	6.60	6.44	6.57	6.48	6.49	6.46	6.33	
		Stride duration (s)	0.489	0.483	0.498	0.499	0.494	0.494	0.480	0.481	0.482	0.459	0.455	0.483	
		Stride efficiency (%)	58.27	59.52	60.72	64.84	67.23	68.10	64.74	67.48	65.55	65.76	65.26	62.63	
		Stride count	32.75	32.41	32.08	31.05	30.49	30.30	31.07	30.43	30.88	30.83	30.95	410.68	

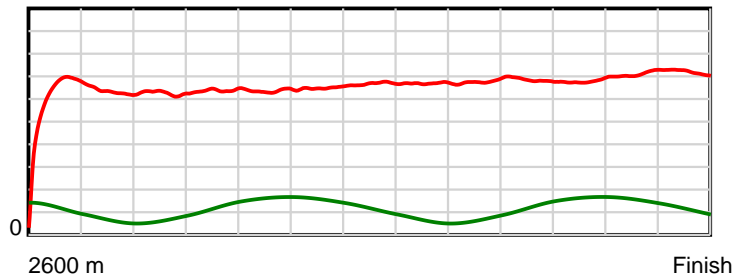
10 m Stride length



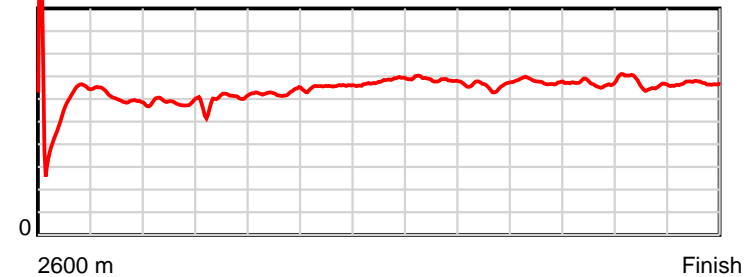
0.5 s Stride duration



20 m/sec Speed



100 % Stride efficiency



Note: Horizontal distance axis grid lines are 200m furlongs.

Disclaimer.

HRNZ and NZMTC and Thoroughbred Ratings Pty Ltd accepts no responsibility for the completeness or accuracy of any of the information contained herein, and makes no representations about its suitability for any particular purpose. Users should make their own judgements about those matters and/or seek independent advice. You assume all risks associated with use of the data provided on this page.



Race Results



April 06, 2018, Race 2, , Distance 2600m, Addington - Survey 3200m

Result	TAB no.	Horse (Barrier)	2600 to	2400m to
3rd	17	War Machine (0)	2400m	2200m
		Position in running (margin)	-	8(10.1)
		Sectional time (s)	18.39	15.49
		Cumulative time (s)	198.59	180.20
		Speed (m/s)	10.87	12.91
		Stride length (m)	6.10	6.11
		Stride duration (s)	0.461	0.474
		Stride efficiency (%)	58.19	58.38
		Stride count	32.78	32.72

Disclaimer.

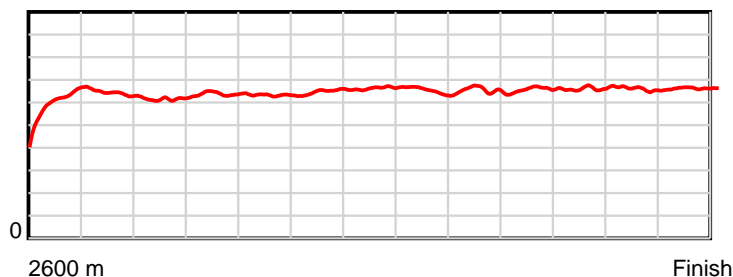
HRNZ and NZMTC and Thoroughbred Ratings Pty Ltd accepts no responsibility for the completeness or accuracy of any of the information contained herein, and makes no representations about its suitability for any particular purpose. Users should make their own judgements about those matters and/or seek independent advice. You assume all risks associated with use of the data provided on this page.

Race Results

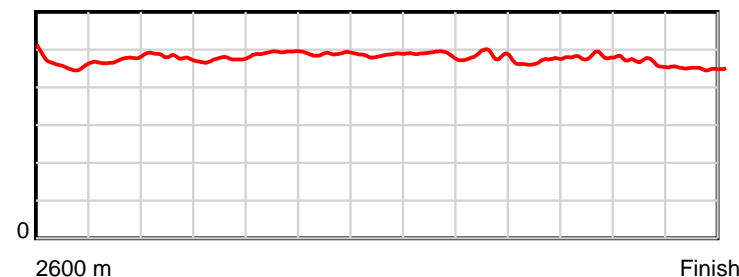
April 06, 2018, Race 2, , Distance 2600m, Addington - Survey 3200m

Result	TAB no.	Horse (Barrier)	2200m to	2000m to	1800m to	1600m to	1400m to	1200m to	1000m to	800m to	600m to	400m to	200m to	Total or	Margin
3rd	17	War Machine (0)	2000m	1800m	1600m	1400m	1200m	1000m	800m	600m	400m	200m	WP	Average	
		Position in running (margin)	7(7.6)	8(10.0)	4(6.5)	4(6.6)	3(4.7)	3(2.5)	6(5.0)	5(6.1)	4(4.2)	4(4.9)	3(4.5)		1.50
		Sectional time (s)	16.11	14.94	15.99	15.21	14.72	15.48	14.97	14.36	14.91	14.24	13.78		
		Cumulative time (s)	164.71	148.60	133.66	117.67	102.46	87.74	72.26	57.29	42.93	28.02	13.78	3:18.59	
		Speed (m/s)	12.41	13.39	12.51	13.15	13.59	12.92	13.36	13.93	13.41	14.04	14.51	13.09	
		Stride length (m)	5.96	6.37	6.17	6.42	6.60	6.28	6.44	6.56	6.45	6.51	6.54	6.34	
		Stride duration (s)	0.480	0.475	0.493	0.489	0.486	0.486	0.482	0.471	0.481	0.464	0.451	0.484	
		Stride efficiency (%)	55.56	63.33	59.39	64.46	68.17	61.68	64.89	67.32	65.04	66.32	66.86	62.86	
		Stride count	33.54	31.42	32.44	31.14	30.28	31.83	31.04	30.47	31.00	30.70	30.58	409.94	

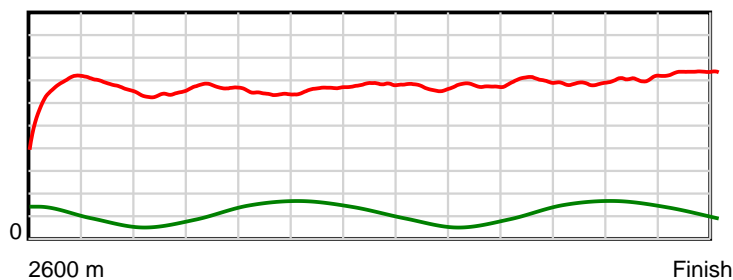
10 m Stride length



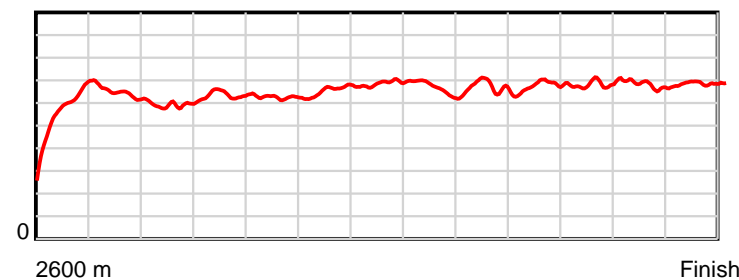
0.6 s Stride duration



20 m/sec Speed



100 % Stride efficiency



Note: Horizontal distance axis grid lines are 200m furlongs.

Disclaimer.

HRNZ and NZMTC and Thoroughbred Ratings Pty Ltd accepts no responsibility for the completeness or accuracy of any of the information contained herein, and makes no representations about its suitability for any particular purpose. Users should make their own judgements about those matters and/or seek independent advice. You assume all risks associated with use of the data provided on this page.



Race Results



April 06, 2018, Race 2, , Distance 2600m, Addington - Survey 3200m

Result	TAB no.	Horse (Barrier)	2600 to	2400m to
4th	6	Red Hot Rocket (14)	2400m	2200m
		Position in running (margin)	-	5(6.8)
		Sectional time (s)	17.84	15.68
		Cumulative time (s)	199.56	181.72
		Speed (m/s)	11.21	12.76
		Stride length (m)	5.38	5.73
		Stride duration (s)	0.483	0.449
		Stride efficiency (%)	45.21	51.33
		Stride count	37.18	34.90

Disclaimer.

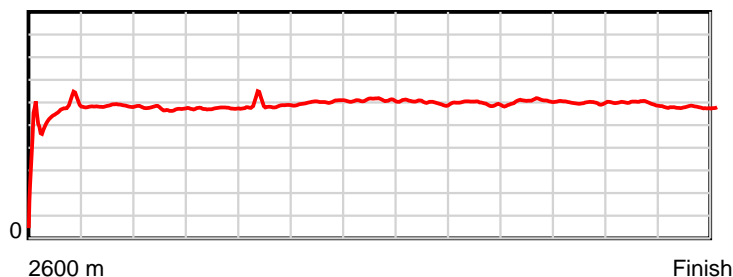
HRNZ and NZMTC and Thoroughbred Ratings Pty Ltd accepts no responsibility for the completeness or accuracy of any of the information contained herein, and makes no representations about its suitability for any particular purpose. Users should make their own judgements about those matters and/or seek independent advice. You assume all risks associated with use of the data provided on this page.

Race Results

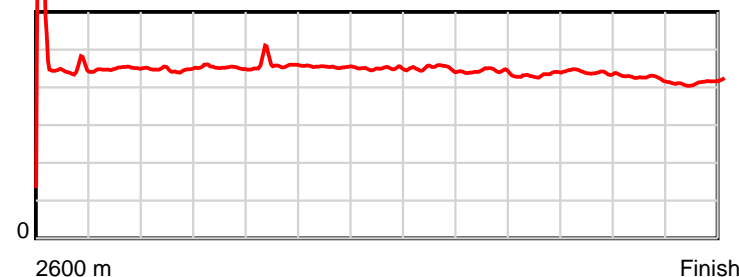
April 06, 2018, Race 2, , Distance 2600m, Addington - Survey 3200m

Result	TAB no.	Horse (Barrier)	2200m to	2000m to	1800m to	1600m to	1400m to	1200m to	1000m to	800m to	600m to	400m to	200m to	Total or	Margin
4th	6	Red Hot Rocket (14)	2000m	1800m	1600m	1400m	1200m	1000m	800m	600m	400m	200m	WP	Average	
		Position in running (margin)	5(5.5)	4(6.3)	6(7.7)	6(8.0)	5(6.5)	6(4.6)	7(6.3)	7(8.3)	6(6.1)	5(6.5)	4(6.8)		6.90
		Sectional time (s)	15.86	15.76	16.01	15.28	14.77	15.35	15.12	14.30	14.89	14.35	14.35		
		Cumulative time (s)	166.04	150.18	134.42	118.41	103.13	88.36	73.01	57.89	43.59	28.70	14.35	3:19.56	
		Speed (m/s)	12.61	12.69	12.49	13.09	13.54	13.03	13.23	13.99	13.43	13.94	13.94	13.03	
		Stride length (m)	5.63	5.74	5.74	5.95	6.09	5.87	5.84	6.08	5.90	5.90	5.77	5.81	
		Stride duration (s)	0.447	0.453	0.460	0.454	0.450	0.450	0.442	0.435	0.439	0.423	0.414	0.446	
		Stride efficiency (%)	49.60	51.54	51.51	55.25	57.93	53.77	53.32	57.79	54.32	54.31	52.00	52.75	
		Stride count	35.50	34.83	34.84	33.64	32.85	34.10	34.24	32.89	33.92	33.93	34.67	447.49	

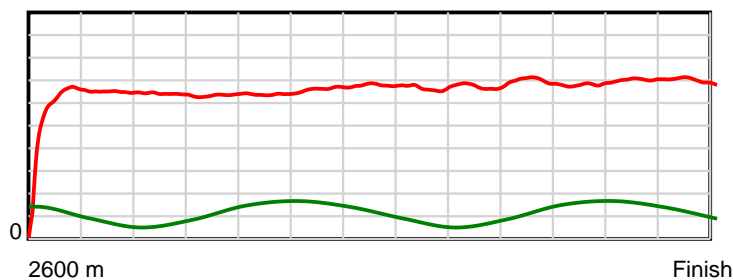
10 m Stride length



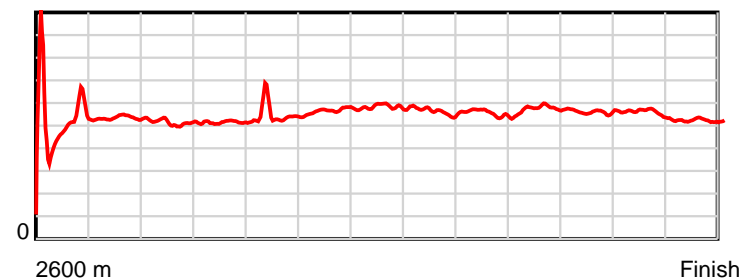
0.5 s Stride duration



20 m/sec Speed



100 % Stride efficiency



Note: Horizontal distance axis grid lines are 200m furlongs.

Disclaimer.

HRNZ and NZMTC and Thoroughbred Ratings Pty Ltd accepts no responsibility for the completeness or accuracy of any of the information contained herein, and makes no representations about its suitability for any particular purpose. Users should make their own judgements about those matters and/or seek independent advice. You assume all risks associated with use of the data provided on this page.



Race Results



April 06, 2018, Race 2, , Distance 2600m, Addington - Survey 3200m

Result	TAB no.	Horse (Barrier)	2600 to	2400m to
5th	4	Another Chapte... (10)	2400m	2200m
		Position in running (margin)	-	3(4.8)
		Sectional time (s)	17.54	15.97
		Cumulative time (s)	199.67	182.13
		Speed (m/s)	11.40	12.52
		Stride length (m)	6.11	6.65
		Stride duration (s)	0.529	0.531
		Stride efficiency (%)	58.42	69.04
		Stride count	32.71	30.09

Disclaimer.

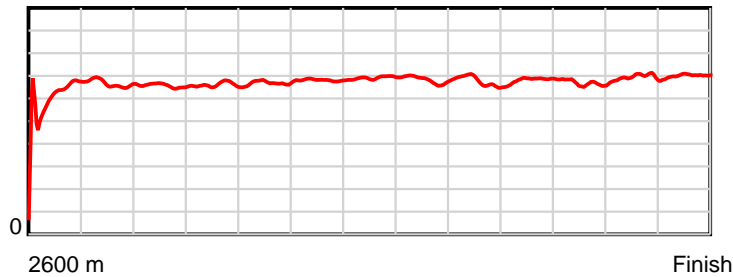
HRNZ and NZMTC and Thoroughbred Ratings Pty Ltd accepts no responsibility for the completeness or accuracy of any of the information contained herein, and makes no representations about its suitability for any particular purpose. Users should make their own judgements about those matters and/or seek independent advice. You assume all risks associated with use of the data provided on this page.

Race Results

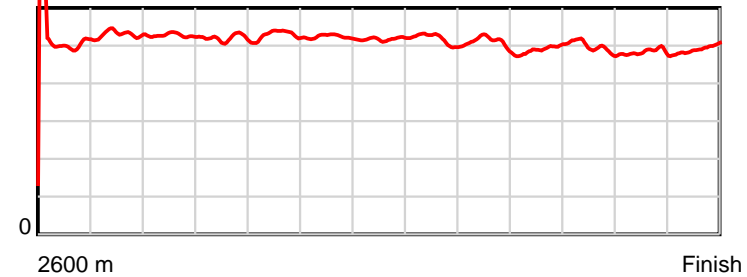
April 06, 2018, Race 2, , Distance 2600m, Addington - Survey 3200m

Result	TAB no.	Horse (Barrier)	2200m to	2000m to	1800m to	1600m to	1400m to	1200m to	1000m to	800m to	600m to	400m to	200m to	Total or	Margin
5th	4	Another Chapte... (10)	2000m	1800m	1600m	1400m	1200m	1000m	800m	600m	400m	200m	WP	Average	
		Position in running (margin)	4(5.2)	5(6.5)	5(7.7)	5(7.5)	6(6.7)	9(6.1)	8(6.8)	8(8.8)	7(7.2)	7(8.6)	6(8.5)		7.50
		Sectional time (s)	15.94	15.72	15.94	15.41	14.97	15.19	15.11	14.41	15.04	14.28	14.15		
		Cumulative time (s)	166.16	150.22	134.50	118.56	103.15	88.18	72.99	57.88	43.47	28.43	14.15	3:19.67	
		Speed (m/s)	12.55	12.72	12.55	12.98	13.36	13.17	13.24	13.88	13.30	14.01	14.13	13.02	
		Stride length (m)	6.61	6.61	6.64	6.79	6.92	6.80	6.73	6.80	6.59	6.75	6.97	6.68	
		Stride duration (s)	0.527	0.519	0.529	0.523	0.518	0.517	0.509	0.490	0.495	0.482	0.493	0.513	
		Stride efficiency (%)	68.29	68.20	68.80	72.06	74.75	72.31	70.86	72.16	67.81	71.15	75.94	69.79	
		Stride count	30.25	30.27	30.14	29.45	28.92	29.40	29.70	29.43	30.36	29.64	28.69	389.05	

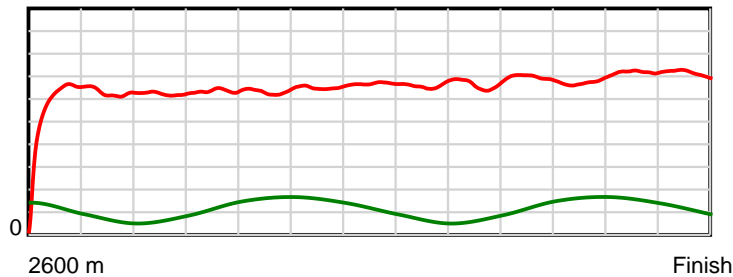
10 m Stride length



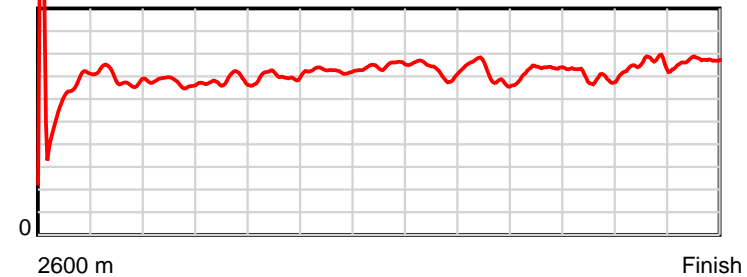
0.6 s Stride duration



20 m/sec Speed



100 % Stride efficiency



Note: Horizontal distance axis grid lines are 200m furlongs.

Disclaimer.

HRNZ and NZMTC and Thoroughbred Ratings Pty Ltd accepts no responsibility for the completeness or accuracy of any of the information contained herein, and makes no representations about its suitability for any particular purpose. Users should make their own judgements about those matters and/or seek independent advice. You assume all risks associated with use of the data provided on this page.



Race Results



April 06, 2018, Race 2, , Distance 2600m, Addington - Survey 3200m

Result	TAB no.	Horse (Barrier)	2600 to	2400m to
6th	3	Zoey's Gift (9)	2400m	2200m
		Position in running (margin)	-	12(13.0)
		Sectional time (s)	19.23	16.34
		Cumulative time (s)	199.82	180.59
		Speed (m/s)	10.40	12.24
		Stride length (m)	5.62	6.18
		Stride duration (s)	0.516	0.505
		Stride efficiency (%)	49.44	59.62
		Stride count	35.56	32.38

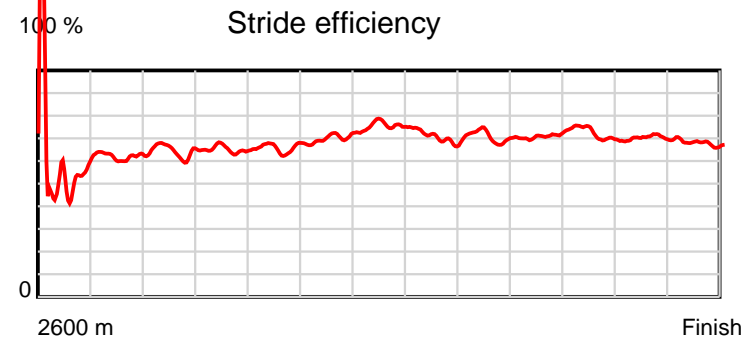
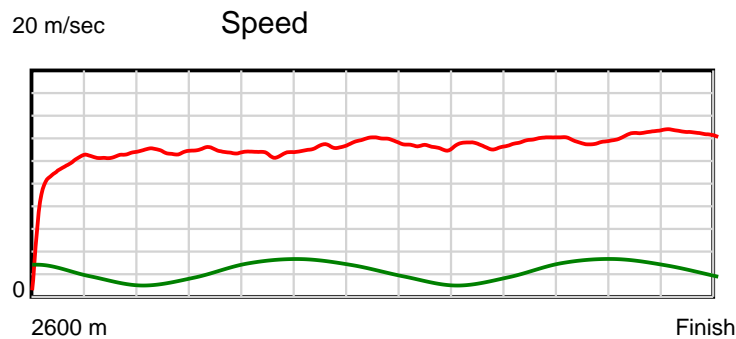
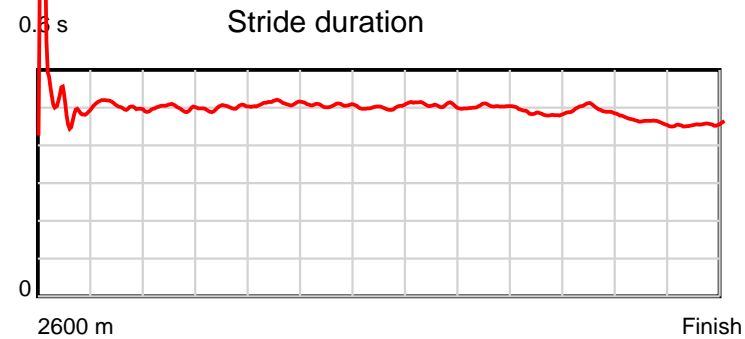
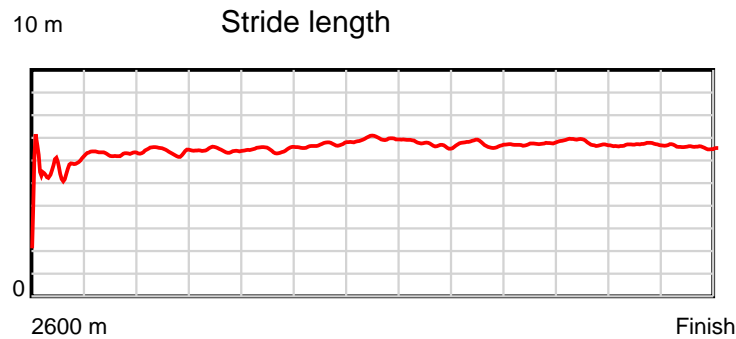
Disclaimer.

HRNZ and NZMTC and Thoroughbred Ratings Pty Ltd accepts no responsibility for the completeness or accuracy of any of the information contained herein, and makes no representations about its suitability for any particular purpose. Users should make their own judgements about those matters and/or seek independent advice. You assume all risks associated with use of the data provided on this page.

Race Results

April 06, 2018, Race 2, , Distance 2600m, Addington - Survey 3200m

Result	TAB no.	Horse (Barrier)	2200m to	2000m to	1800m to	1600m to	1400m to	1200m to	1000m to	800m to	600m to	400m to	200m to	Total or	Margin
6th	3	Zoey's Gift (9)	2000m	1800m	1600m	1400m	1200m	1000m	800m	600m	400m	200m	WP	Average	
		Position in running (margin)	12(15.6)	12(16.2)	12(15.7)	12(16.6)	12(14.8)	13(10.8)	13(12.6)	13(14.9)	12(12.9)	12(13.0)	9(10.4)		8.40
		Sectional time (s)	15.83	15.43	16.12	15.24	14.41	15.36	15.17	14.34	14.83	13.85	13.67		
		Cumulative time (s)	164.25	148.42	132.99	116.87	101.63	87.22	71.86	56.69	42.35	27.52	13.67	3:19.82	
		Speed (m/s)	12.63	12.96	12.41	13.12	13.88	13.02	13.18	13.95	13.49	14.44	14.63	13.01	
		Stride length (m)	6.32	6.48	6.36	6.63	6.96	6.59	6.63	6.75	6.67	6.67	6.67	6.49	
		Stride duration (s)	0.500	0.500	0.512	0.506	0.502	0.506	0.503	0.484	0.495	0.462	0.456	0.499	
		Stride efficiency (%)	62.39	65.64	63.13	68.78	75.81	67.94	68.70	71.22	69.52	69.50	69.58	65.74	
		Stride count	31.65	30.86	31.47	30.15	28.72	30.33	30.16	29.63	29.98	29.99	29.97	400.85	



Note: Horizontal distance axis grid lines are 200m furlongs.

Disclaimer.

HRNZ and NZMTC and Thoroughbred Ratings Pty Ltd accepts no responsibility for the completeness or accuracy of any of the information contained herein, and makes no representations about its suitability for any particular purpose. Users should make their own judgements about those matters and/or seek independent advice. You assume all risks associated with use of the data provided on this page.



Race Results



April 06, 2018, Race 2, , Distance 2600m, Addington - Survey 3200m

Result	TAB no.	Horse (Barrier)	2600 to	2400m to
7th	11	Miracle Rising (8)	2400m	2200m
		Position in running (margin)	-	10(12.7)
		Sectional time (s)	18.75	15.93
		Cumulative time (s)	199.96	181.21
		Speed (m/s)	10.66	12.55
		Stride length (m)	5.40	5.72
		Stride duration (s)	0.456	0.456
		Stride efficiency (%)	45.50	51.14
		Stride count	37.07	34.96

Disclaimer.

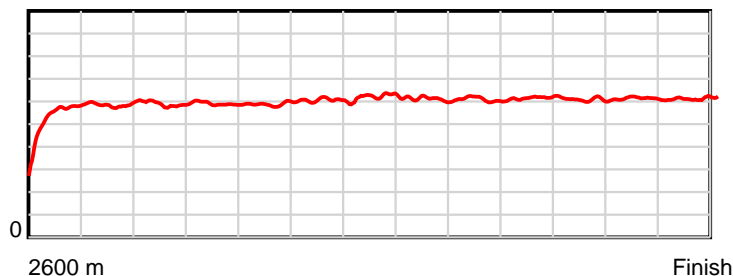
HRNZ and NZMTC and Thoroughbred Ratings Pty Ltd accepts no responsibility for the completeness or accuracy of any of the information contained herein, and makes no representations about its suitability for any particular purpose. Users should make their own judgements about those matters and/or seek independent advice. You assume all risks associated with use of the data provided on this page.

Race Results

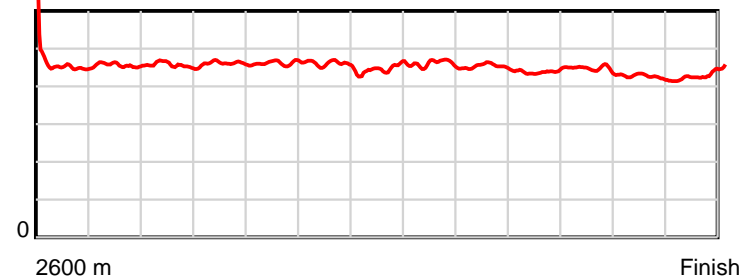
April 06, 2018, Race 2, , Distance 2600m, Addington - Survey 3200m

Result	TAB no.	Horse (Barrier)	2200m to	2000m to	1800m to	1600m to	1400m to	1200m to	1000m to	800m to	600m to	400m to	200m to	Total or	Margin
7th	11	Miracle Rising (8)	2000m	1800m	1600m	1400m	1200m	1000m	800m	600m	400m	200m	WP	Average	
		Position in running (margin)	11(12.9)	11(13.6)	11(14.4)	11(14.2)	11(12.2)	11(8.2)	11(10.5)	11(12.6)	9(9.9)	10(10.5)	8(10.1)		9.10
		Sectional time (s)	15.85	15.65	15.93	15.20	14.42	15.44	15.15	14.22	14.91	14.23	14.28		
		Cumulative time (s)	165.28	149.43	133.78	117.85	102.65	88.23	72.79	57.64	43.42	28.51	14.28	3:19.96	
		Speed (m/s)	12.62	12.78	12.55	13.16	13.87	12.95	13.20	14.06	13.41	14.05	14.01	13.00	
		Stride length (m)	5.75	5.89	5.80	6.03	6.19	5.95	5.97	6.19	5.97	5.96	6.06	5.91	
		Stride duration (s)	0.455	0.461	0.462	0.459	0.446	0.460	0.452	0.440	0.445	0.424	0.432	0.454	
		Stride efficiency (%)	51.59	54.29	52.64	56.91	59.94	55.35	55.69	59.80	55.71	55.48	57.29	54.52	
		Stride count	34.81	33.93	34.46	33.14	32.29	33.60	33.50	32.33	33.50	33.57	33.03	440.19	

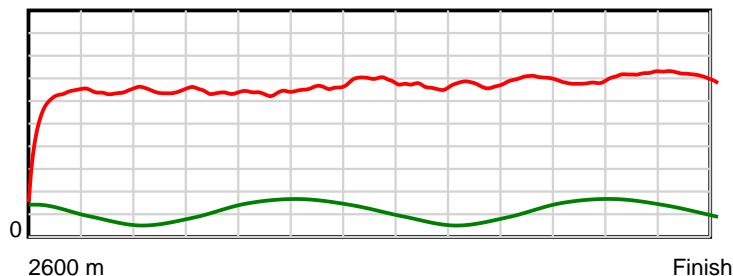
10 m Stride length



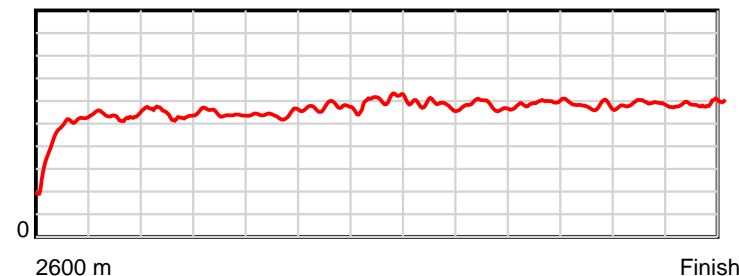
0.6 s Stride duration



20 m/sec Speed



100 % Stride efficiency



Note: Horizontal distance axis grid lines are 200m furlongs.

Disclaimer.

HRNZ and NZMTC and Thoroughbred Ratings Pty Ltd accepts no responsibility for the completeness or accuracy of any of the information contained herein, and makes no representations about its suitability for any particular purpose. Users should make their own judgements about those matters and/or seek independent advice. You assume all risks associated with use of the data provided on this page.



Race Results



April 06, 2018, Race 2, , Distance 2600m, Addington - Survey 3200m

Result	TAB no.	Horse (Barrier)	2600 to	2400m to
8th	12	Izmok (11)	2400m	2200m
		Position in running (margin)	-	6(7.2)
		Sectional time (s)	18.16	15.93
		Cumulative time (s)	200.11	181.95
		Speed (m/s)	11.01	12.55
		Stride length (m)	5.33	5.72
		Stride duration (s)	0.447	0.456
		Stride efficiency (%)	44.32	51.20
		Stride count	37.56	34.94

Disclaimer.

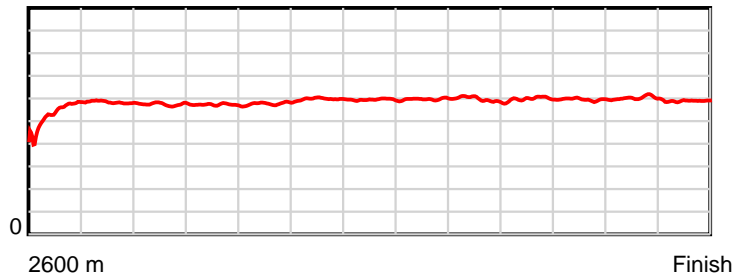
HRNZ and NZMTC and Thoroughbred Ratings Pty Ltd accepts no responsibility for the completeness or accuracy of any of the information contained herein, and makes no representations about its suitability for any particular purpose. Users should make their own judgements about those matters and/or seek independent advice. You assume all risks associated with use of the data provided on this page.

Race Results

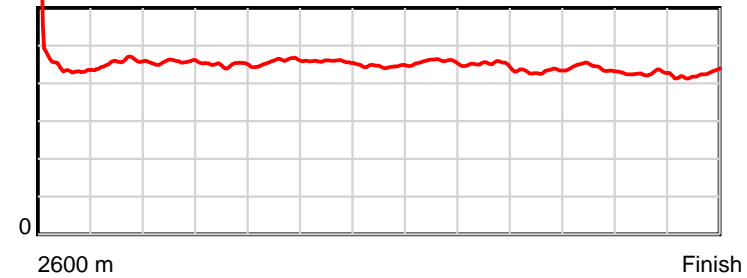
April 06, 2018, Race 2, , Distance 2600m, Addington - Survey 3200m

Result	TAB no.	Horse (Barrier)	2200m to	2000m to	1800m to	1600m to	1400m to	1200m to	1000m to	800m to	600m to	400m to	200m to	Total or	Margin
8th	12	Izmok (11)	2000m	1800m	1600m	1400m	1200m	1000m	800m	600m	400m	200m	WP	Average	
		Position in running (margin)	6(7.4)	7(9.9)	8(11.2)	8(9.7)	8(7.8)	10(7.4)	10(9.9)	10(12.4)	10(10.5)	9(9.8)	7(9.0)		10.00
		Sectional time (s)	16.15	15.74	15.73	15.22	15.00	15.49	15.20	14.35	14.69	14.17	14.28		
		Cumulative time (s)	166.02	149.87	134.13	118.40	103.18	88.18	72.69	57.49	43.14	28.45	14.28	3:20.11	
		Speed (m/s)	12.38	12.71	12.71	13.14	13.33	12.91	13.16	13.94	13.61	14.11	14.01	12.99	
		Stride length (m)	5.66	5.71	5.82	6.02	5.94	5.91	5.92	6.03	6.01	6.02	5.93	5.84	
		Stride duration (s)	0.457	0.450	0.458	0.458	0.446	0.457	0.450	0.433	0.442	0.426	0.424	0.450	
		Stride efficiency (%)	50.02	51.03	53.02	56.69	55.14	54.49	54.77	56.76	56.52	56.62	55.01	53.32	
		Stride count	35.35	35.00	34.34	33.21	33.67	33.87	33.78	33.19	33.25	33.22	33.71	445.09	

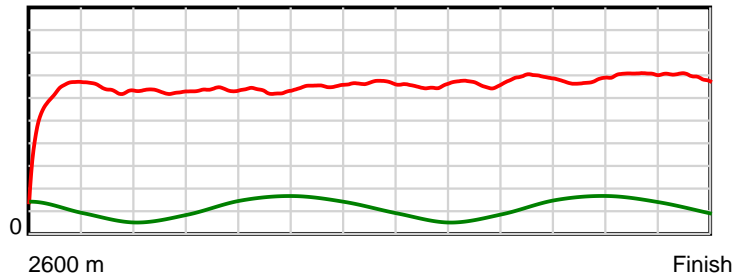
10 m Stride length



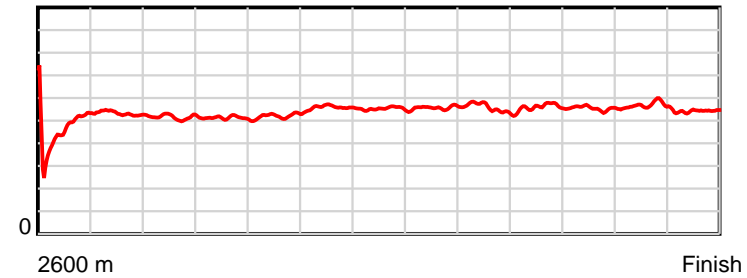
0.6 s Stride duration



20 m/sec Speed



100 % Stride efficiency



Note: Horizontal distance axis grid lines are 200m furlongs.

Disclaimer.

HRNZ and NZMTC and Thoroughbred Ratings Pty Ltd accepts no responsibility for the completeness or accuracy of any of the information contained herein, and makes no representations about its suitability for any particular purpose. Users should make their own judgements about those matters and/or seek independent advice. You assume all risks associated with use of the data provided on this page.



Race Results



April 06, 2018, Race 2, , Distance 2600m, Addington - Survey 3200m

Result	TAB no.	Horse (Barrier)	2600 to	2400m to
9th	16	Monkey's Way (1)	2400m	2200m
		Position in running (margin)	-	13(15.6)
		Sectional time (s)	19.28	16.35
		Cumulative time (s)	200.41	181.13
		Speed (m/s)	10.37	12.23
		Stride length (m)	5.76	5.73
		Stride duration (s)	0.457	0.469
		Stride efficiency (%)	51.78	51.37
		Stride count	34.74	34.88

Disclaimer.

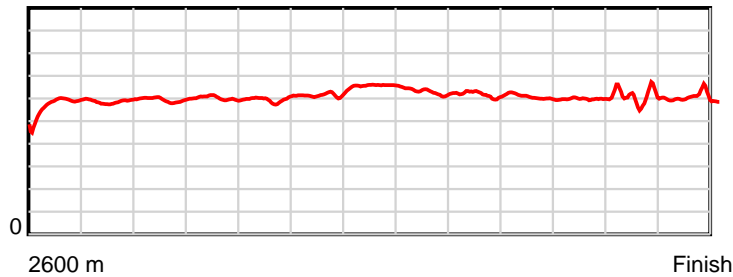
HRNZ and NZMTC and Thoroughbred Ratings Pty Ltd accepts no responsibility for the completeness or accuracy of any of the information contained herein, and makes no representations about its suitability for any particular purpose. Users should make their own judgements about those matters and/or seek independent advice. You assume all risks associated with use of the data provided on this page.

Race Results

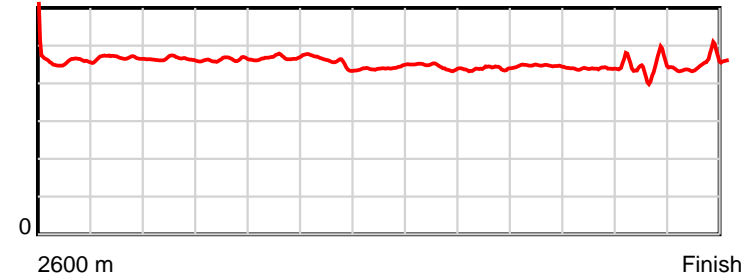
April 06, 2018, Race 2, , Distance 2600m, Addington - Survey 3200m

Result	TAB no.	Horse (Barrier)	2200m to	2000m to	1800m to	1600m to	1400m to	1200m to	1000m to	800m to	600m to	400m to	200m to	Total or	Margin
9th	16	Monkey's Way (1)	2000m	1800m	1600m	1400m	1200m	1000m	800m	600m	400m	200m	WP	Average	
		Position in running (margin)	13(18.3)	13(18.5)	13(18.0)	13(18.4)	13(15.2)	7(5.3)	4(2.6)	2(1.5)	3(2.1)	3(2.8)	5(6.9)		11.70
		Sectional time (s)	15.76	15.44	16.04	15.00	13.42	14.62	14.61	14.77	14.92	14.97	15.23		
		Cumulative time (s)	164.78	149.02	133.58	117.54	102.54	89.12	74.50	59.89	45.12	30.20	15.23	3:20.41	
		Speed (m/s)	12.69	12.95	12.47	13.33	14.90	13.68	13.69	13.54	13.40	13.36	13.13	12.97	
		Stride length (m)	5.89	6.00	5.84	6.07	6.59	6.06	6.02	6.03	5.92	5.85	5.97	5.97	
		Stride duration (s)	0.464	0.463	0.469	0.455	0.442	0.443	0.440	0.446	0.442	0.438	0.454	0.460	
		Stride efficiency (%)	54.26	56.23	53.35	57.65	67.87	57.44	56.58	56.91	54.83	53.40	55.63	55.76	
		Stride count	33.94	33.34	34.23	32.93	30.35	32.99	33.24	33.14	33.76	34.21	33.52	435.27	

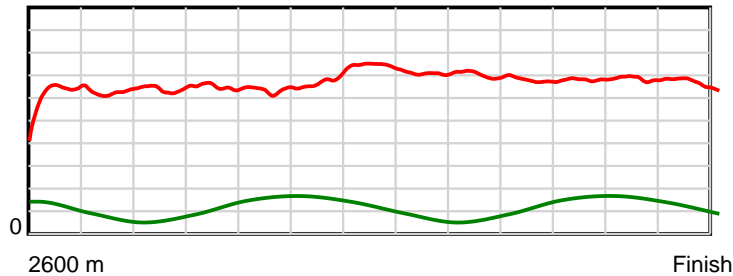
10 m Stride length



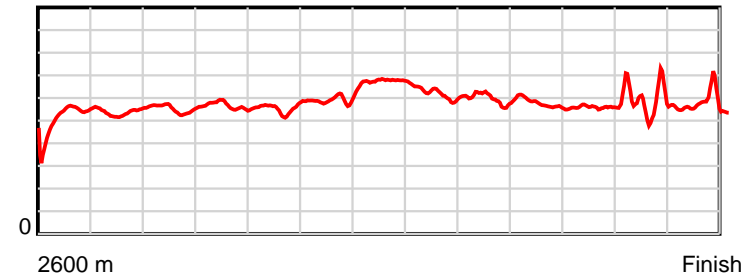
0.6 s Stride duration



20 m/sec Speed



100 % Stride efficiency



Note: Horizontal distance axis grid lines are 200m furlongs.

Disclaimer.

HRNZ and NZMTC and Thoroughbred Ratings Pty Ltd accepts no responsibility for the completeness or accuracy of any of the information contained herein, and makes no representations about its suitability for any particular purpose. Users should make their own judgements about those matters and/or seek independent advice. You assume all risks associated with use of the data provided on this page.



Race Results



April 06, 2018, Race 2, , Distance 2600m, Addington - Survey 3200m

Result	TAB no.	Horse (Barrier)	2600 to	2400m to
10th	9	We'll Meet Aga... (5)	2400m	2200m
		Position in running (margin)	-	11(12.8)
		Sectional time (s)	18.90	15.31
		Cumulative time (s)	200.58	181.68
		Speed (m/s)	10.58	13.06
		Stride length (m)	5.58	6.02
		Stride duration (s)	0.444	0.460
		Stride efficiency (%)	48.64	56.56
		Stride count	35.85	33.24

Disclaimer.

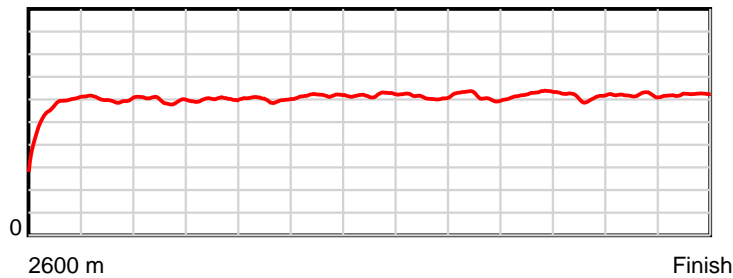
HRNZ and NZMTC and Thoroughbred Ratings Pty Ltd accepts no responsibility for the completeness or accuracy of any of the information contained herein, and makes no representations about its suitability for any particular purpose. Users should make their own judgements about those matters and/or seek independent advice. You assume all risks associated with use of the data provided on this page.

Race Results

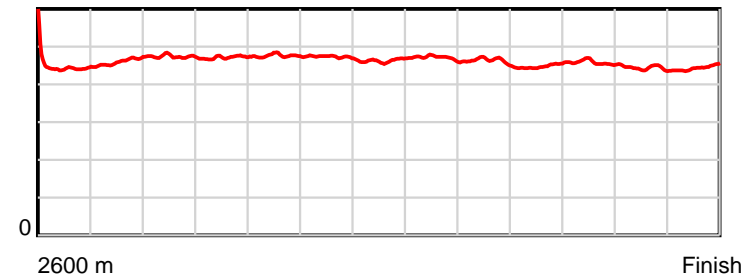
April 06, 2018, Race 2, , Distance 2600m, Addington - Survey 3200m

Result	TAB no.	Horse (Barrier)	2200m to	2000m to	1800m to	1600m to	1400m to	1200m to	1000m to	800m to	600m to	400m to	200m to	Total or	Margin
10th	9	We'll Meet Aga... (5)	2000m	1800m	1600m	1400m	1200m	1000m	800m	600m	400m	200m	WP	Average	
		Position in running (margin)	9(9.2)	9(10.7)	9(12.0)	9(11.8)	10(10.3)	12(9.6)	12(12.0)	12(14.1)	11(11.8)	11(12.9)	12(12.9)		12.60
		Sectional time (s)	15.98	15.73	15.94	15.28	14.96	15.47	15.14	14.28	15.00	14.29	14.30		
		Cumulative time (s)	166.37	150.39	134.66	118.72	103.44	88.48	73.01	57.87	43.59	28.59	14.30	3:20.58	
		Speed (m/s)	12.52	12.71	12.55	13.09	13.37	12.93	13.21	14.01	13.33	14.00	13.99	12.96	
		Stride length (m)	5.93	5.99	5.97	6.19	6.19	6.08	6.11	6.27	6.11	6.20	6.22	6.06	
		Stride duration (s)	0.474	0.471	0.476	0.473	0.463	0.471	0.463	0.448	0.458	0.443	0.444	0.467	
		Stride efficiency (%)	54.87	56.04	55.67	59.89	59.84	57.84	58.37	61.45	58.25	60.06	60.41	57.38	
		Stride count	33.75	33.40	33.51	32.31	32.32	32.87	32.73	31.89	32.76	32.26	32.17	429.06	

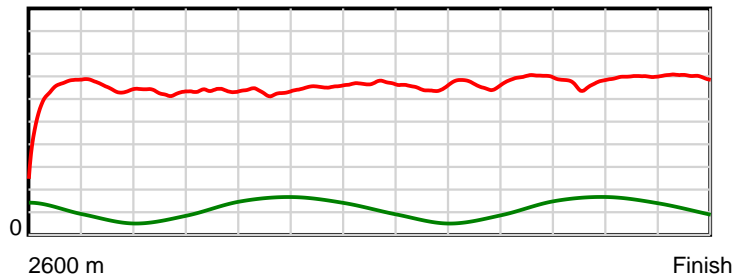
10 m Stride length



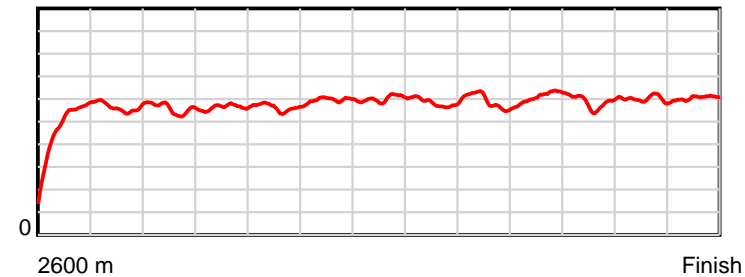
0.6 s Stride duration



20 m/sec Speed



100 % Stride efficiency



Note: Horizontal distance axis grid lines are 200m furlongs.

Disclaimer.

HRNZ and NZMTC and Thoroughbred Ratings Pty Ltd accepts no responsibility for the completeness or accuracy of any of the information contained herein, and makes no representations about its suitability for any particular purpose. Users should make their own judgements about those matters and/or seek independent advice. You assume all risks associated with use of the data provided on this page.



Race Results



April 06, 2018, Race 2, , Distance 2600m, Addington - Survey 3200m

Result	TAB no.	Horse (Barrier)	2600 to	2400m to
11th	14	Red Hot Poker (15)	2400m	2200m
		Position in running (margin)	-	7(7.4)
		Sectional time (s)	18.01	15.99
		Cumulative time (s)	202.28	184.27
		Speed (m/s)	11.10	12.51
		Stride length (m)	5.76	6.03
		Stride duration (s)	0.464	0.482
		Stride efficiency (%)	51.79	56.84
		Stride count	34.74	33.16

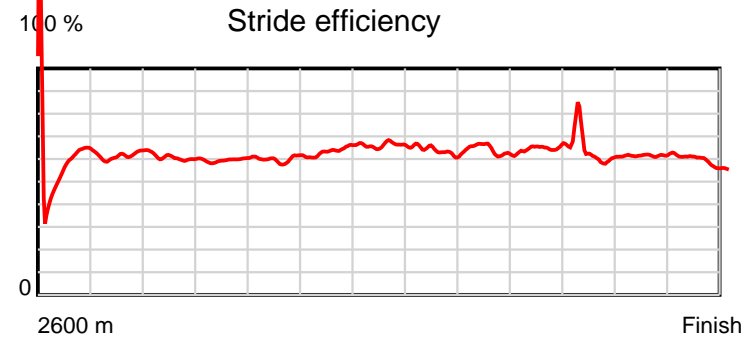
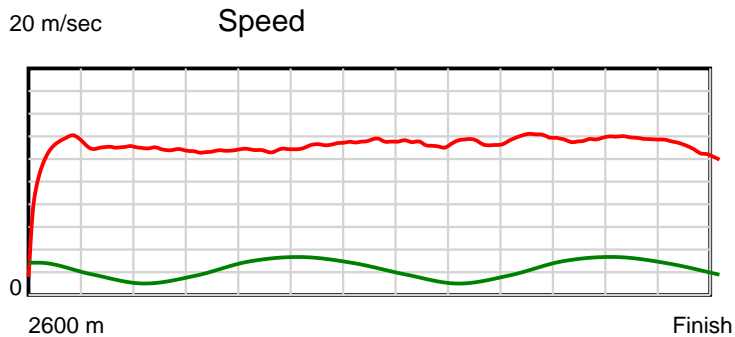
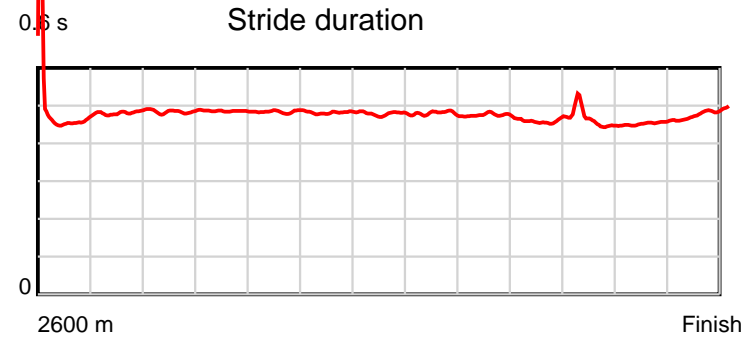
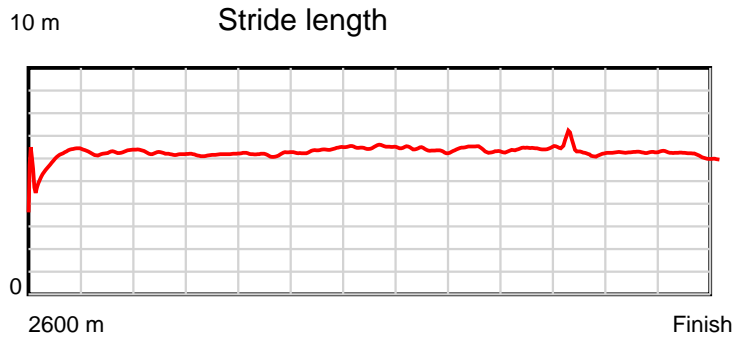
Disclaimer.

HRNZ and NZMTC and Thoroughbred Ratings Pty Ltd accepts no responsibility for the completeness or accuracy of any of the information contained herein, and makes no representations about its suitability for any particular purpose. Users should make their own judgements about those matters and/or seek independent advice. You assume all risks associated with use of the data provided on this page.

Race Results

April 06, 2018, Race 2, , Distance 2600m, Addington - Survey 3200m

Result	TAB no.	Horse (Barrier)	2200m to	2000m to	1800m to	1600m to	1400m to	1200m to	1000m to	800m to	600m to	400m to	200m to	Total or	Margin
11th	14	Red Hot Poker (15)	2000m	1800m	1600m	1400m	1200m	1000m	800m	600m	400m	200m	WP	Average	
		Position in running (margin)	8(8.0)	6(9.1)	7(10.5)	7(9.6)	7(7.3)	8(5.5)	9(8.6)	9(11.2)	8(8.7)	8(8.8)	11(12.8)		22.00
		Sectional time (s)	15.92	15.76	15.81	15.16	14.78	15.59	15.21	14.27	14.82	14.96	16.00		
		Cumulative time (s)	168.28	152.36	136.60	120.79	105.63	90.85	75.26	60.05	45.78	30.96	16.00	3:22.28	
		Speed (m/s)	12.56	12.69	12.65	13.19	13.53	12.83	13.15	14.02	13.50	13.37	12.50	12.85	
		Stride length (m)	6.08	6.16	6.12	6.35	6.47	6.14	6.25	6.44	6.20	6.08	6.03	6.16	
		Stride duration (s)	0.484	0.486	0.484	0.481	0.478	0.479	0.475	0.460	0.459	0.455	0.483	0.479	
		Stride efficiency (%)	57.71	59.36	58.54	63.01	65.43	58.96	60.96	64.91	60.04	57.74	56.89	59.24	
		Stride count	32.91	32.45	32.68	31.50	30.91	32.56	32.02	31.03	32.27	32.90	33.15	422.28	



Note: Horizontal distance axis grid lines are 200m furlongs.

Disclaimer.

HRNZ and NZMTC and Thoroughbred Ratings Pty Ltd accepts no responsibility for the completeness or accuracy of any of the information contained herein, and makes no representations about its suitability for any particular purpose. Users should make their own judgements about those matters and/or seek independent advice. You assume all risks associated with use of the data provided on this page.



Race Results



April 06, 2018, Race 2, , Distance 2600m, Addington - Survey 3200m

Result	TAB no.	Horse (Barrier)	2600 to	2400m to
12th	5	Kingdom Come (12)	2400m	2200m
		Position in running (margin)	-	2(2.5)
		Sectional time (s)	17.31	15.96
		Cumulative time (s)	202.65	185.34
		Speed (m/s)	11.55	12.53
		Stride length (m)	5.12	5.61
		Stride duration (s)	0.440	0.448
		Stride efficiency (%)	40.92	49.26
		Stride count	39.08	35.62

Disclaimer.

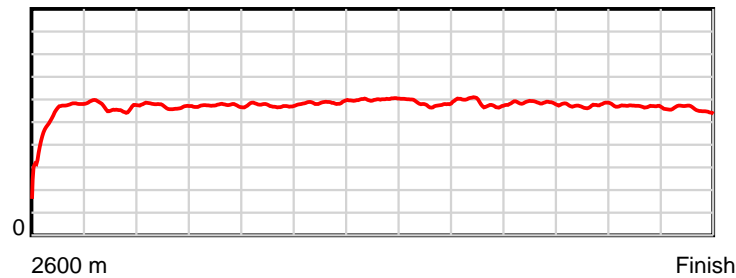
HRNZ and NZMTC and Thoroughbred Ratings Pty Ltd accepts no responsibility for the completeness or accuracy of any of the information contained herein, and makes no representations about its suitability for any particular purpose. Users should make their own judgements about those matters and/or seek independent advice. You assume all risks associated with use of the data provided on this page.

Race Results

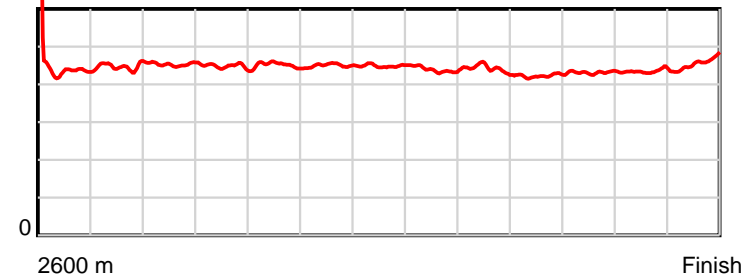
April 06, 2018, Race 2, , Distance 2600m, Addington - Survey 3200m

Result	TAB no.	Horse (Barrier)	2200m to	2000m to	1800m to	1600m to	1400m to	1200m to	1000m to	800m to	600m to	400m to	200m to	Total or	Margin
12th	5	Kingdom Come (12)	2000m	1800m	1600m	1400m	1200m	1000m	800m	600m	400m	200m	WP	Average	
		Position in running (margin)	3(2.8)	3(4.3)	3(5.4)	3(5.3)	4(4.7)	5(4.2)	5(4.4)	6(6.7)	5(5.2)	6(6.9)	10(12.3)		24.10
		Sectional time (s)	15.98	15.70	15.95	15.44	14.98	15.11	15.17	14.42	15.09	15.19	16.35		
		Cumulative time (s)	169.38	153.40	137.70	121.75	106.31	91.33	76.22	61.05	46.63	31.54	16.35	3:22.65	
		Speed (m/s)	12.52	12.74	12.54	12.95	13.35	13.24	13.18	13.87	13.25	13.17	12.23	12.83	
		Stride length (m)	5.68	5.70	5.66	5.83	5.99	5.80	5.81	5.87	5.72	5.73	5.60	5.69	
		Stride duration (s)	0.454	0.447	0.452	0.450	0.449	0.438	0.441	0.423	0.432	0.435	0.458	0.444	
		Stride efficiency (%)	50.38	50.73	50.15	53.12	56.11	52.58	52.71	53.77	51.12	51.23	48.97	50.66	
		Stride count	35.22	35.10	35.31	34.30	33.38	34.48	34.43	34.10	34.97	34.93	35.73	456.65	

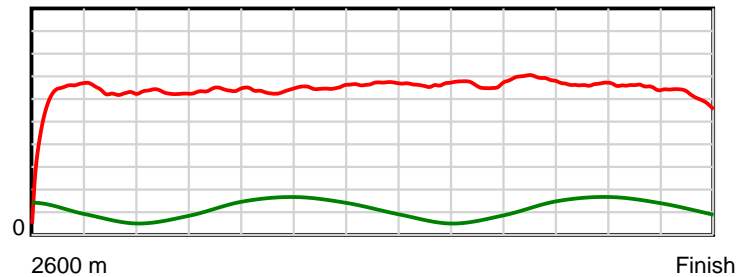
10 m Stride length



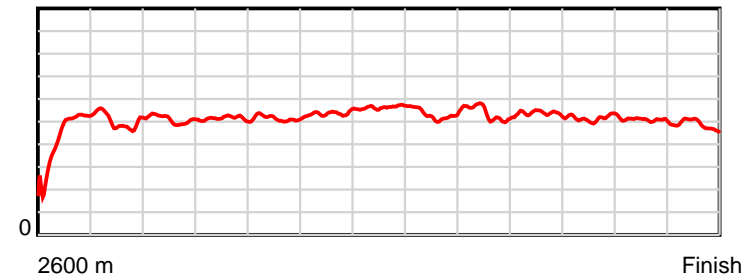
0.5 s Stride duration



20 m/sec Speed



100 % Stride efficiency



Note: Horizontal distance axis grid lines are 200m furlongs.

Disclaimer.

HRNZ and NZMTC and Thoroughbred Ratings Pty Ltd accepts no responsibility for the completeness or accuracy of any of the information contained herein, and makes no representations about its suitability for any particular purpose. Users should make their own judgements about those matters and/or seek independent advice. You assume all risks associated with use of the data provided on this page.



Race Results



April 06, 2018, Race 2, , Distance 2600m, Addington - Survey 3200m

Result	TAB no.	Horse (Barrier)	2600 to	2400m to
13th	10	Bonnie Highlan... (6)	2400m	2200m
		Position in running (margin)	-	9(10.2)
		Sectional time (s)	18.61	15.89
		Cumulative time (s)	205.94	187.33
		Speed (m/s)	10.74	12.59
		Stride length (m)	5.64	6.11
		Stride duration (s)	0.473	0.485
		Stride efficiency (%)	49.78	58.25
		Stride count	35.44	32.76

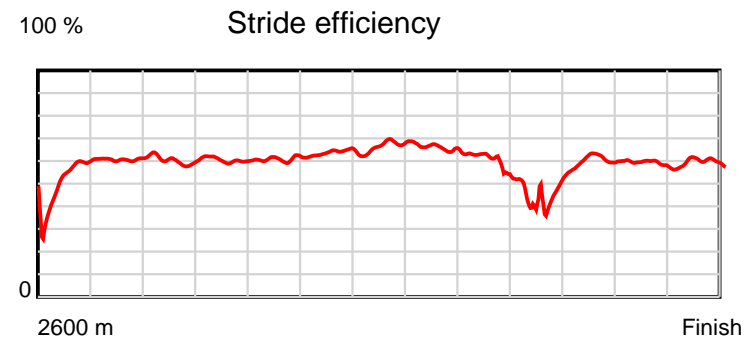
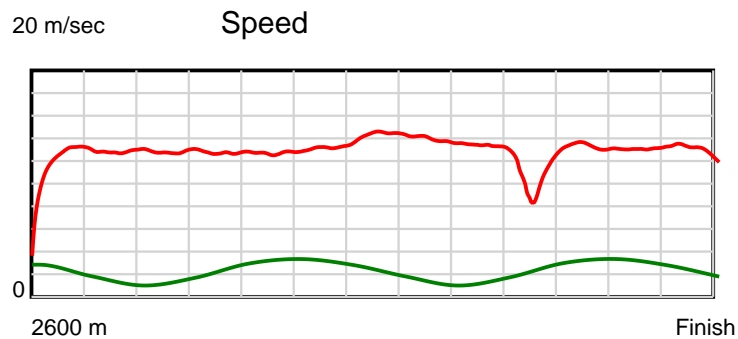
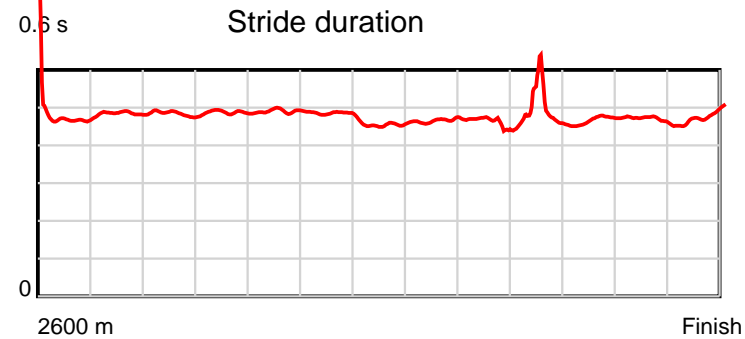
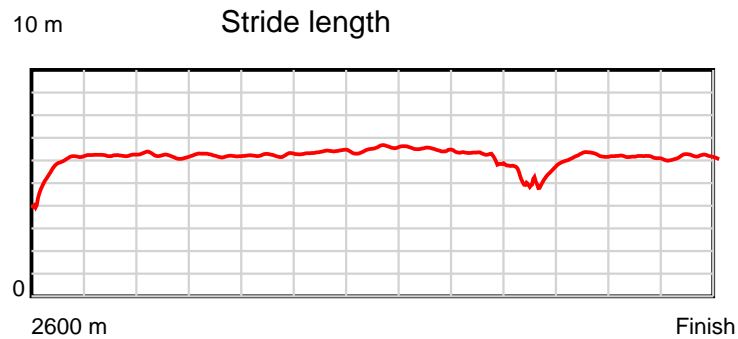
Disclaimer.

HRNZ and NZMTC and Thoroughbred Ratings Pty Ltd accepts no responsibility for the completeness or accuracy of any of the information contained herein, and makes no representations about its suitability for any particular purpose. Users should make their own judgements about those matters and/or seek independent advice. You assume all risks associated with use of the data provided on this page.

Race Results

April 06, 2018, Race 2, , Distance 2600m, Addington - Survey 3200m

Result	TAB no.	Horse (Barrier)	2200m to	2000m to	1800m to	1600m to	1400m to	1200m to	1000m to	800m to	600m to	400m to	200m to	Total or	Margin
13th	10	Bonnie Highlan... (6)	2000m	1800m	1600m	1400m	1200m	1000m	800m	600m	400m	200m	WP	Average	
		Position in running (margin)	10(10.1)	10(11.3)	10(12.1)	10(12.1)	9(10.2)	4(3.3)	3(1.9)	4(5.0)	13(28.9)	13(30.9)	13(36.5)		42.40
		Sectional time (s)	15.93	15.64	15.98	15.21	13.93	14.85	15.30	18.66	15.13	15.23	15.58		
		Cumulative time (s)	171.44	155.51	139.87	123.89	108.68	94.75	79.90	64.60	45.94	30.81	15.58	3:25.94	
		Speed (m/s)	12.55	12.79	12.52	13.15	14.36	13.47	13.07	10.72	13.22	13.13	12.84	12.62	
		Stride length (m)	6.07	6.24	6.14	6.36	6.53	6.27	5.95	5.13	6.19	6.14	6.16	6.05	
		Stride duration (s)	0.484	0.488	0.491	0.484	0.455	0.466	0.455	0.479	0.468	0.468	0.480	0.479	
		Stride efficiency (%)	57.65	60.76	58.96	63.28	66.69	61.46	55.41	41.19	59.88	58.95	59.31	57.25	
		Stride count	32.93	32.07	32.56	31.43	30.61	31.89	33.59	38.95	32.31	32.56	32.46	429.56	



Note: Horizontal distance axis grid lines are 200m furlongs.

Disclaimer.

HRNZ and NZMTC and Thoroughbred Ratings Pty Ltd accepts no responsibility for the completeness or accuracy of any of the information contained herein, and makes no representations about its suitability for any particular purpose. Users should make their own judgements about those matters and/or seek independent advice. You assume all risks associated with use of the data provided on this page.



Race Results



April 06, 2018, Race 2, , Distance 2600m, Addington - Survey 3200m

Result	TAB no.	Horse (Barrier)	2600 to	2400m to
14th	13	Arnold (13)	2400m	2200m
		Position in running (margin)	-	14(16.2)
		Sectional time (s)	19.80	21.08
		Cumulative time (s)	212.45	192.65
		Speed (m/s)	10.10	9.49
		Stride length (m)	5.33	4.77
		Stride duration (s)	0.470	0.503
		Stride efficiency (%)	44.42	35.62
		Stride count	37.51	41.89

Disclaimer.

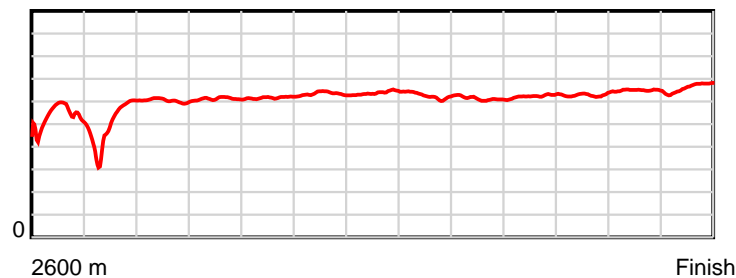
HRNZ and NZMTC and Thoroughbred Ratings Pty Ltd accepts no responsibility for the completeness or accuracy of any of the information contained herein, and makes no representations about its suitability for any particular purpose. Users should make their own judgements about those matters and/or seek independent advice. You assume all risks associated with use of the data provided on this page.

Race Results

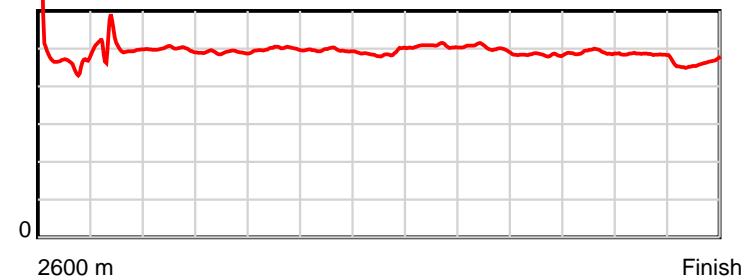
April 06, 2018, Race 2, , Distance 2600m, Addington - Survey 3200m

Result	TAB no.	Horse (Barrier)	2200m to	2000m to	1800m to	1600m to	1400m to	1200m to	1000m to	800m to	600m to	400m to	200m to	Total or	Margin
14th	13	Arnold (13)	2000m	1800m	1600m	1400m	1200m	1000m	800m	600m	400m	200m	WP	Average	
		Position in running (margin)	15(47.3)	15(52.4)	15(55.1)	15(55.0)	15(54.2)	15(55.5)	15(63.1)	15(73.6)	15(78.2)	15(82.2)	15(85.5)		78.50
		Sectional time (s)	16.57	15.98	15.95	15.40	15.29	16.34	16.53	15.44	15.49	14.84	13.74		
		Cumulative time (s)	171.57	155.00	139.02	123.07	107.67	92.38	76.04	59.51	44.07	28.58	13.74	3:32.45	
		Speed (m/s)	12.07	12.52	12.54	12.99	13.08	12.24	12.10	12.95	12.91	13.48	14.56	12.24	
		Stride length (m)	6.02	6.13	6.26	6.44	6.39	6.19	6.06	6.27	6.33	6.52	6.70	6.06	
		Stride duration (s)	0.498	0.490	0.499	0.496	0.489	0.506	0.501	0.484	0.490	0.484	0.461	0.495	
		Stride efficiency (%)	56.56	58.79	61.26	64.84	63.84	59.97	57.34	61.43	62.52	66.46	70.24	57.44	
		Stride count	33.24	32.61	31.94	31.05	31.29	32.29	33.02	31.90	31.62	30.67	29.83	428.86	

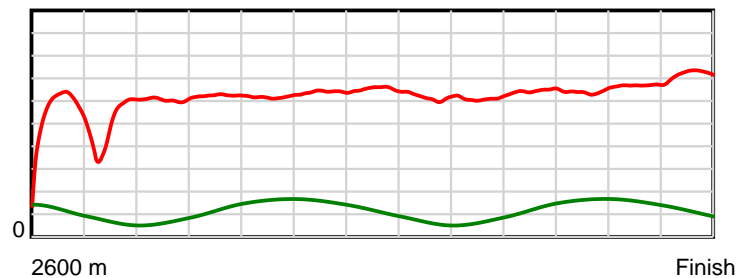
10 m Stride length



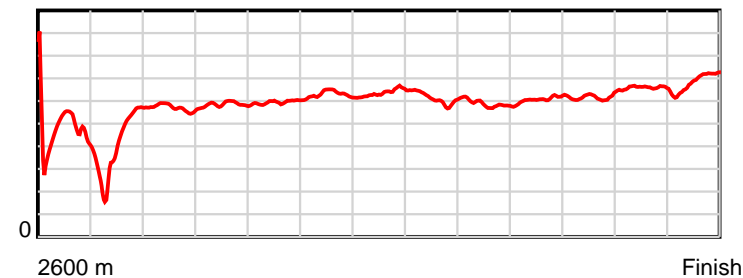
0.6 s Stride duration



20 m/sec Speed



100 % Stride efficiency



Note: Horizontal distance axis grid lines are 200m furlongs.

Disclaimer.

HRNZ and NZMTC and Thoroughbred Ratings Pty Ltd accepts no responsibility for the completeness or accuracy of any of the information contained herein, and makes no representations about its suitability for any particular purpose. Users should make their own judgements about those matters and/or seek independent advice. You assume all risks associated with use of the data provided on this page.



Race Results



April 06, 2018, Race 2, , Distance 2600m, Addington - Survey 3200m

Result	TAB no.	Horse (Barrier)	2600 to	2400m to
15th	7	Tijuana Taxi (2)	2400m	2200m
		Position in running (margin)	-	15(20.4)
		Sectional time (s)	20.26	19.87
		Cumulative time (s)	212.76	192.50
		Speed (m/s)	9.87	10.07
		Stride length (m)	4.37	4.63
		Stride duration (s)	0.444	0.460
		Stride efficiency (%)	29.90	33.50
		Stride count	45.72	43.19

Disclaimer.

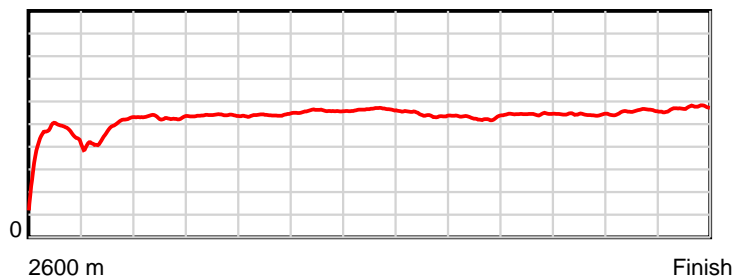
HRNZ and NZMTC and Thoroughbred Ratings Pty Ltd accepts no responsibility for the completeness or accuracy of any of the information contained herein, and makes no representations about its suitability for any particular purpose. Users should make their own judgements about those matters and/or seek independent advice. You assume all risks associated with use of the data provided on this page.

Race Results

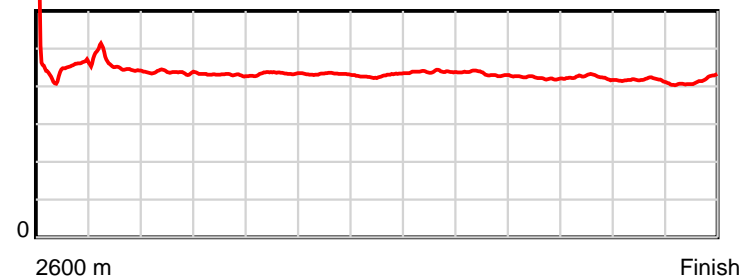
April 06, 2018, Race 2, , Distance 2600m, Addington - Survey 3200m

Result	TAB no.	Horse (Barrier)	2200m to	2000m to	1800m to	1600m to	1400m to	1200m to	1000m to	800m to	600m to	400m to	200m to	Total or	Margin
15th	7	Tijuana Taxi (2)	2000m	1800m	1600m	1400m	1200m	1000m	800m	600m	400m	200m	WP	Average	
		Position in running (margin)	14(44.3)	14(49.1)	14(52.3)	14(52.9)	14(52.8)	14(54.1)	14(60.8)	14(70.7)	14(75.6)	14(80.9)	14(84.3)		80.30
		Sectional time (s)	16.53	16.04	16.08	15.51	15.29	16.19	16.43	15.49	15.69	14.86	14.52		
		Cumulative time (s)	172.63	156.10	140.06	123.98	108.47	93.18	76.99	60.56	45.07	29.38	14.52	3:32.76	
		Speed (m/s)	12.10	12.47	12.44	12.89	13.08	12.35	12.17	12.91	12.75	13.46	13.77	12.22	
		Stride length (m)	5.29	5.37	5.40	5.58	5.60	5.42	5.28	5.45	5.41	5.61	5.72	5.29	
		Stride duration (s)	0.437	0.430	0.434	0.433	0.428	0.439	0.434	0.422	0.424	0.417	0.415	0.433	
		Stride efficiency (%)	43.77	45.00	45.54	48.65	49.08	45.88	43.50	46.48	45.66	49.14	51.17	43.70	
		Stride count	37.79	37.27	37.05	35.84	35.69	36.91	37.91	36.67	37.00	35.67	34.95	491.66	

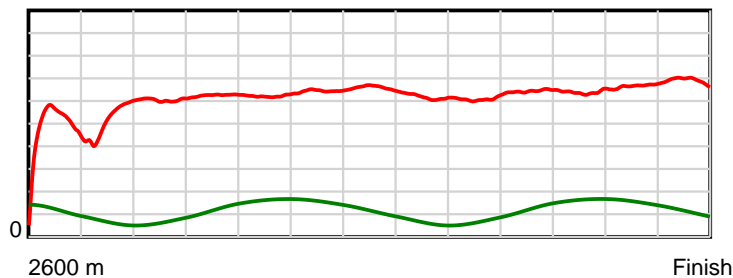
10 m Stride length



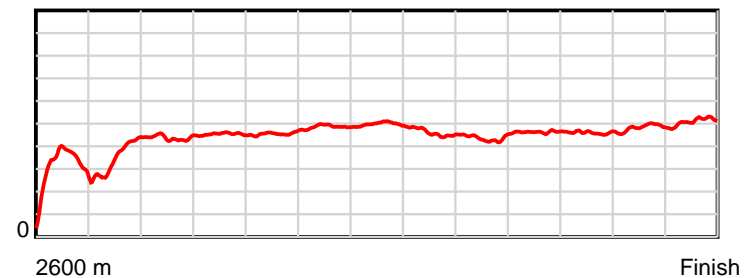
0.6 s Stride duration



20 m/sec Speed



100 % Stride efficiency



Note: Horizontal distance axis grid lines are 200m furlongs.

Disclaimer.

HRNZ and NZMTC and Thoroughbred Ratings Pty Ltd accepts no responsibility for the completeness or accuracy of any of the information contained herein, and makes no representations about its suitability for any particular purpose. Users should make their own judgements about those matters and/or seek independent advice. You assume all risks associated with use of the data provided on this page.



Race Results



April 06, 2018, Race 2, , Distance 2600m, Addington - Survey 3200m

Result	TAB no.	Horse (Barrier)	2600 to	2400m to
16th	2	Musculus (7)	2400m	2200m
		Position in running (margin)	-	16(42.4)
		Sectional time (s)	23.79	20.21
		Cumulative time (s)	223.85	200.06
		Speed (m/s)	8.41	9.90
		Stride length (m)	3.79	4.74
		Stride duration (s)	0.443	0.479
		Stride efficiency (%)	22.46	35.16
		Stride count	52.75	42.16

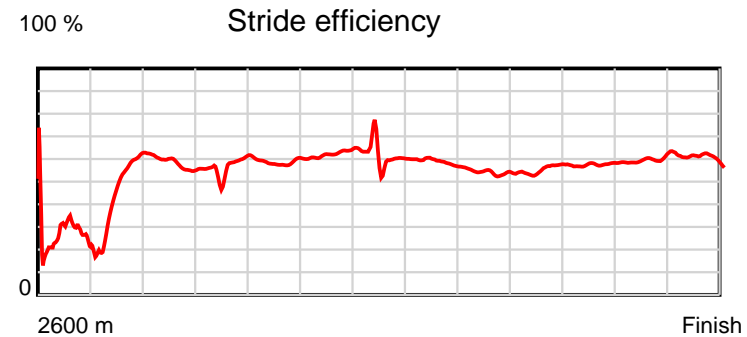
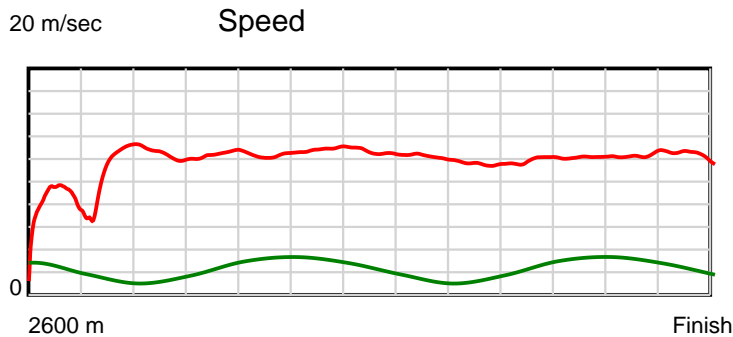
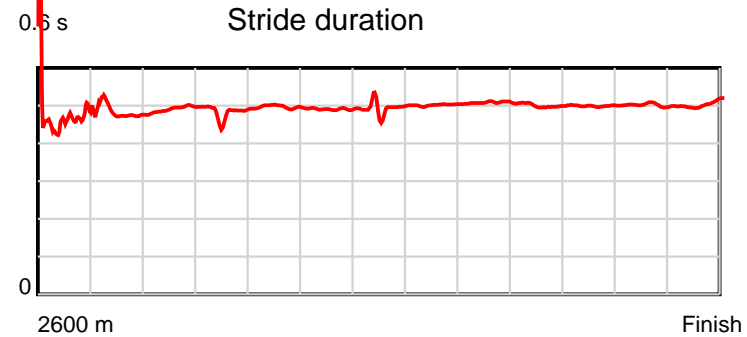
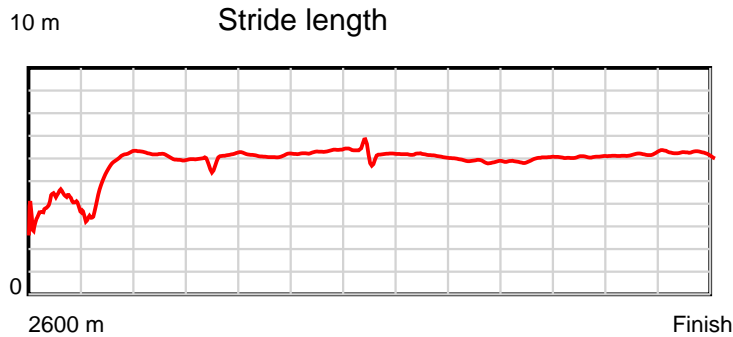
Disclaimer.

HRNZ and NZMTC and Thoroughbred Ratings Pty Ltd accepts no responsibility for the completeness or accuracy of any of the information contained herein, and makes no representations about its suitability for any particular purpose. Users should make their own judgements about those matters and/or seek independent advice. You assume all risks associated with use of the data provided on this page.

Race Results

April 06, 2018, Race 2, , Distance 2600m, Addington - Survey 3200m

Result	TAB no.	Horse (Barrier)	2200m to	2000m to	1800m to	1600m to	1400m to	1200m to	1000m to	800m to	600m to	400m to	200m to	Total or	Margin
16th	2	Musculus (7)	2000m	1800m	1600m	1400m	1200m	1000m	800m	600m	400m	200m	WP	Average	
		Position in running (margin)	16(68.2)	16(71.5)	16(74.8)	16(76.6)	16(76.6)	16(81.8)	16(90.0)	16(106.3)	16(118.6)	16(128.8)	16(140.8)		141.90
		Sectional time (s)	16.28	16.07	16.26	15.54	15.94	16.44	17.51	16.72	16.50	16.29	16.30		
		Cumulative time (s)	179.85	163.57	147.50	131.24	115.70	99.76	83.32	65.81	49.09	32.59	16.30	3:43.85	
		Speed (m/s)	12.29	12.45	12.30	12.87	12.55	12.17	11.42	11.96	12.12	12.28	12.27	11.61	
		Stride length (m)	6.05	6.00	6.11	6.32	6.15	6.11	5.80	5.98	6.04	6.16	6.19	5.69	
		Stride duration (s)	0.493	0.482	0.497	0.491	0.490	0.502	0.508	0.500	0.499	0.502	0.505	0.490	
		Stride efficiency (%)	57.22	56.19	58.26	62.42	59.18	58.27	52.62	55.97	57.08	59.25	59.91	50.64	
		Stride count	33.05	33.35	32.75	31.64	32.50	32.75	34.47	33.42	33.09	32.48	32.30	456.71	



Note: Horizontal distance axis grid lines are 200m furlongs.

Disclaimer.

HRNZ and NZMTC and Thoroughbred Ratings Pty Ltd accepts no responsibility for the completeness or accuracy of any of the information contained herein, and makes no representations about its suitability for any particular purpose. Users should make their own judgements about those matters and/or seek independent advice. You assume all risks associated with use of the data provided on this page.