



## Race Results

NZ Metropolitan Trotting Club Inc, HRNZ, April 06, 2018

Compilation date: April 6, 2018, 7:58:44 PM (NZST)

Copyright © 2018 HRNZ and NZMTC. All rights reserved.

### Trademarks.

StrideMASTER is a registered trademark of Thoroughbred Ratings Pty Ltd.

### Disclaimer.

HRNZ and NZMTC and Thoroughbred Ratings Pty Ltd accepts no responsibility for the completeness or accuracy of any of the information contained herein, and makes no representations about its suitability for any particular purpose. Users should make their own judgements about those matters and/or seek independent advice. You assume all risks associated with use of the data provided on this page.



# Race Results



April 06, 2018, Race 5, INKWISE NEW ZEALAND TROTting DERBY (MOBILE), Distance 2600m, Addington - Survey 3200m

Result	TAB no.	Horse (Barrier)	2600 to	2400m to
1st	14	<b>Luby Lou (12)</b>	<b>2400m</b>	<b>2200m</b>
		Position in running (margin)	-	11(7.3)
		Sectional time (s)	14.32	16.22
		Cumulative time (s)	194.28	179.96
		Speed (m/s)	13.97	12.33
		Stride length (m)	6.81	6.10
		Stride duration (s)	0.473	0.495
		Stride efficiency (%)	72.44	58.16
		Stride count	29.37	32.78

#### Disclaimer.

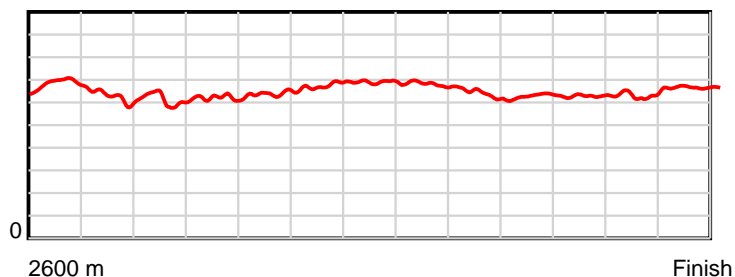
HRNZ and NZMTC and Thoroughbred Ratings Pty Ltd accepts no responsibility for the completeness or accuracy of any of the information contained herein, and makes no representations about its suitability for any particular purpose. Users should make their own judgements about those matters and/or seek independent advice. You assume all risks associated with use of the data provided on this page.

# Race Results

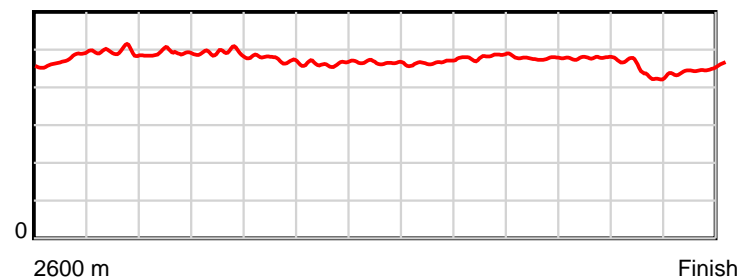
April 06, 2018, Race 5, INKWISSE NEW ZEALAND TROTTING DERBY (MOBILE), Distance 2600m, Addington - Survey 3200m

Result	TAB no.	Horse (Barrier)	2200m to	2000m to	1800m to	1600m to	1400m to	1200m to	1000m to	800m to	600m to	400m to	200m to	Total or	Margin
1st	14	Luby Lou (12)	2000m	1800m	1600m	1400m	1200m	1000m	800m	600m	400m	200m	WP	Average	
		Position in running (margin)	10(14.9)	10(15.5)	11(14.1)	11(8.9)	9(6.6)	6(3.9)	6(4.1)	7(5.2)	6(3.3)	6(2.7)	1(0.0)		0.00
		Sectional time (s)	16.48	15.99	15.34	14.12	13.55	14.09	15.68	15.15	15.57	14.19	13.58		
		Cumulative time (s)	163.74	147.26	131.27	115.93	101.81	88.26	74.17	58.49	43.34	27.77	13.58	3:14.28	
		Speed (m/s)	12.14	12.51	13.04	14.16	14.76	14.19	12.76	13.20	12.85	14.09	14.73	13.38	
		Stride length (m)	5.96	6.15	6.17	6.57	6.85	6.64	6.15	6.30	6.12	6.22	6.65	6.35	
		Stride duration (s)	0.491	0.492	0.474	0.464	0.464	0.468	0.482	0.477	0.476	0.441	0.451	0.474	
		Stride efficiency (%)	55.45	59.14	59.56	67.48	73.37	68.95	59.05	62.00	58.53	60.52	69.00	62.97	
		Stride count	33.58	32.51	32.40	30.44	29.19	30.11	32.53	31.75	32.68	32.14	30.10	409.58	

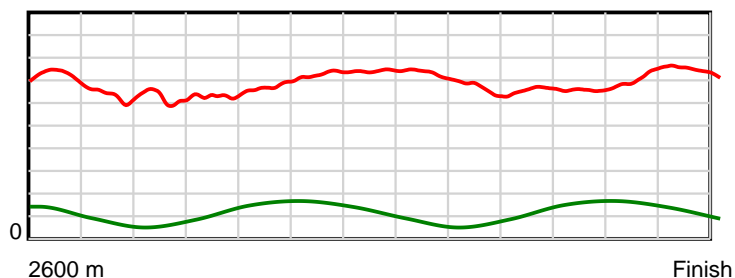
10 m Stride length



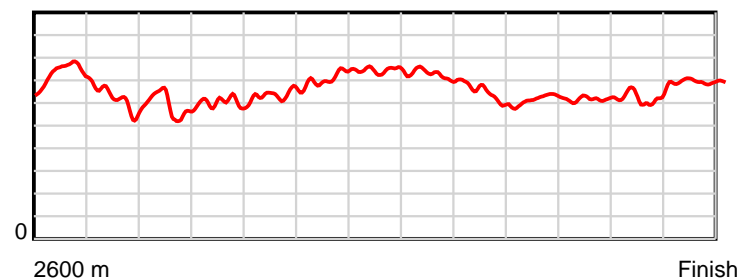
0.6 s Stride duration



20 m/sec Speed



100 % Stride efficiency



Note: Horizontal distance axis grid lines are 200m furlongs.

## Disclaimer.

HRNZ and NZMTC and Thoroughbred Ratings Pty Ltd accepts no responsibility for the completeness or accuracy of any of the information contained herein, and makes no representations about its suitability for any particular purpose. Users should make their own judgements about those matters and/or seek independent advice. You assume all risks associated with use of the data provided on this page.



# Race Results



April 06, 2018, Race 5, INKWISSE NEW ZEALAND TROTting DERBY (MOBILE), Distance 2600m, Addington - Survey 3200m

Result	TAB no.	Horse (Barrier)	2600 to	2400m to
2nd	13	Winterfell (11)	2400m	2200m
		Position in running (margin)	-	8(5.9)
		Sectional time (s)	14.18	16.10
		Cumulative time (s)	194.93	180.75
		Speed (m/s)	14.11	12.42
		Stride length (m)	6.54	5.94
		Stride duration (s)	0.448	0.478
		Stride efficiency (%)	66.80	55.10
		Stride count	30.59	33.68

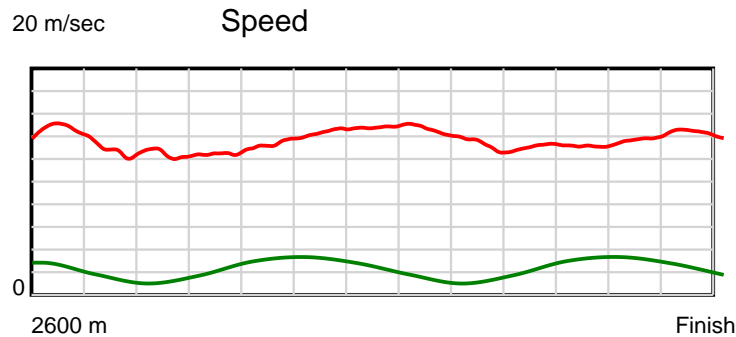
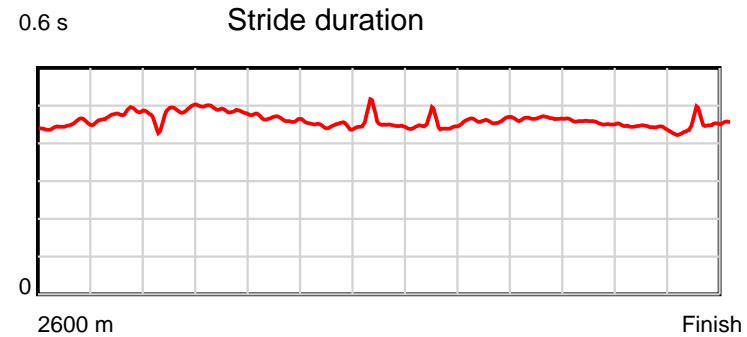
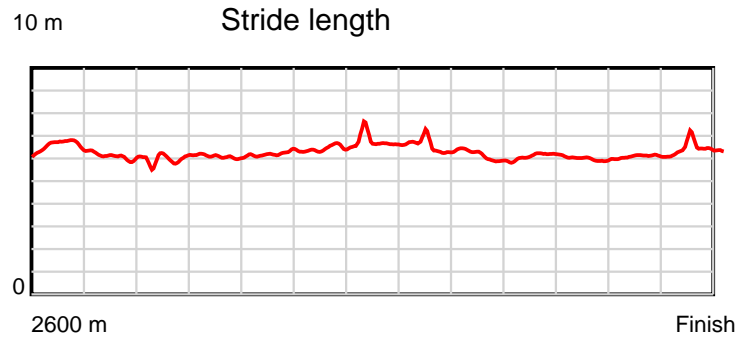
#### Disclaimer.

HRNZ and NZMTC and Thoroughbred Ratings Pty Ltd accepts no responsibility for the completeness or accuracy of any of the information contained herein, and makes no representations about its suitability for any particular purpose. Users should make their own judgements about those matters and/or seek independent advice. You assume all risks associated with use of the data provided on this page.

# Race Results

April 06, 2018, Race 5, INKWISSE NEW ZEALAND TROTTING DERBY (MOBILE), Distance 2600m, Addington - Survey 3200m

Result	TAB no.	Horse (Barrier)	2200m to	2000m to	1800m to	1600m to	1400m to	1200m to	1000m to	800m to	600m to	400m to	200m to	Total or	Margin
2nd	13	Winterfell (11)	2000m	1800m	1600m	1400m	1200m	1000m	800m	600m	400m	200m	WP	Average	
		Position in running (margin)	9(12.6)	9(13.1)	10(11.7)	9(6.6)	7(5.0)	4(1.7)	4(2.5)	4(3.2)	3(1.4)	3(0.9)	2(0.9)		3.70
		Sectional time (s)	16.45	15.99	15.37	14.23	13.46	14.18	15.60	15.17	15.58	14.64	13.98		
		Cumulative time (s)	164.65	148.20	132.21	116.84	102.61	89.15	74.97	59.37	44.20	28.62	13.98	3:14.93	
		Speed (m/s)	12.16	12.51	13.01	14.05	14.86	14.10	12.82	13.18	12.84	13.66	14.31	13.34	
		Stride length (m)	5.82	6.09	6.05	6.27	6.74	6.34	5.91	6.15	5.83	5.99	6.46	6.15	
		Stride duration (s)	0.478	0.487	0.465	0.446	0.453	0.449	0.461	0.466	0.454	0.438	0.452	0.461	
		Stride efficiency (%)	52.89	57.99	57.15	61.45	70.93	62.72	54.58	59.01	53.02	56.07	65.30	59.11	
		Stride count	34.38	32.83	33.07	31.89	29.69	31.57	33.84	32.55	34.33	33.39	30.94	422.75	



Note: Horizontal distance axis grid lines are 200m furlongs.

#### Disclaimer.

HRNZ and NZMTC and Thoroughbred Ratings Pty Ltd accepts no responsibility for the completeness or accuracy of any of the information contained herein, and makes no representations about its suitability for any particular purpose. Users should make their own judgements about those matters and/or seek independent advice. You assume all risks associated with use of the data provided on this page.



# Race Results



April 06, 2018, Race 5, INKWISSE NEW ZEALAND TROTting DERBY (MOBILE), Distance 2600m, Addington - Survey 3200m

Result	TAB no.	Horse (Barrier)	2600 to	2400m to
3rd	11	<b>Majestic Man (9)</b>	<b>2400m</b>	<b>2200m</b>
		Position in running (margin)	-	6(4.8)
		Sectional time (s)	13.95	15.45
		Cumulative time (s)	195.91	181.96
		Speed (m/s)	14.34	12.94
		Stride length (m)	6.65	6.25
		Stride duration (s)	0.449	0.483
		Stride efficiency (%)	69.03	61.04
		Stride count	30.09	32.00

#### Disclaimer.

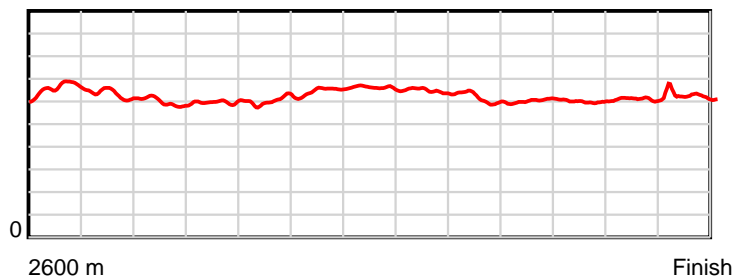
HRNZ and NZMTC and Thoroughbred Ratings Pty Ltd accepts no responsibility for the completeness or accuracy of any of the information contained herein, and makes no representations about its suitability for any particular purpose. Users should make their own judgements about those matters and/or seek independent advice. You assume all risks associated with use of the data provided on this page.

# Race Results

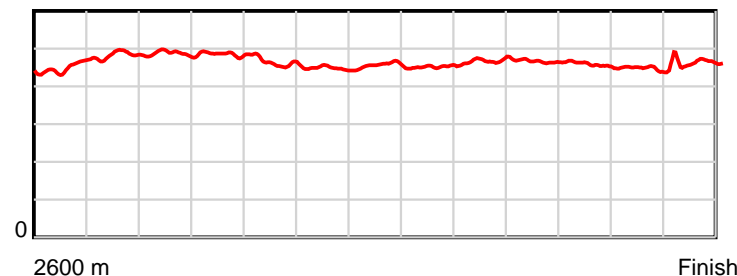
April 06, 2018, Race 5, INKWISSE NEW ZEALAND TROTTING DERBY (MOBILE), Distance 2600m, Addington - Survey 3200m

Result	TAB no.	Horse (Barrier)	2200m to	2000m to	1800m to	1600m to	1400m to	1200m to	1000m to	800m to	600m to	400m to	200m to	Total or	Margin
3rd	11	<b>Majestic Man (9)</b>	<b>2000m</b>	<b>1800m</b>	<b>1600m</b>	<b>1400m</b>	<b>1200m</b>	<b>1000m</b>	<b>800m</b>	<b>600m</b>	<b>400m</b>	<b>200m</b>	<b>WP</b>	<b>Average</b>	
		Position in running (margin)	7(7.7)	7(8.4)	7(7.8)	6(4.9)	3(2.2)	2(0.7)	2(1.1)	2(1.6)	2(1.0)	2(0.3)	3(1.7)		9.10
		Sectional time (s)	16.49	16.12	15.74	14.06	13.74	14.12	15.58	15.38	15.53	14.88	14.87		
		Cumulative time (s)	166.51	150.02	133.90	118.16	104.10	90.36	76.24	60.66	45.28	29.75	14.87	3:15.91	
		Speed (m/s)	12.13	12.41	12.71	14.22	14.56	14.16	12.84	13.00	12.88	13.44	13.45	13.27	
		Stride length (m)	5.90	6.03	5.89	6.36	6.65	6.41	6.01	6.06	5.88	6.05	6.19	6.17	
		Stride duration (s)	0.486	0.486	0.464	0.447	0.457	0.452	0.468	0.466	0.457	0.450	0.460	0.465	
		Stride efficiency (%)	54.37	56.82	54.27	63.30	69.05	64.11	56.49	57.39	54.06	57.18	59.94	59.47	
		Stride count	33.91	33.17	33.94	31.42	30.09	31.23	33.27	33.00	34.00	33.06	32.29	421.47	

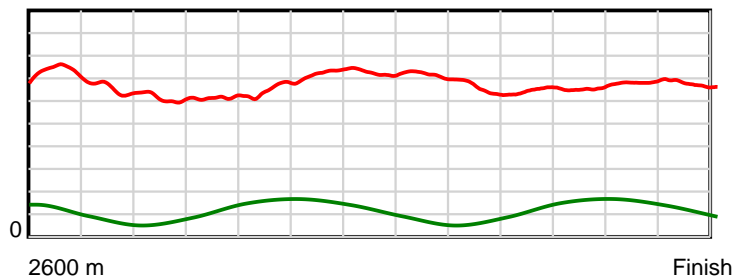
10 m Stride length



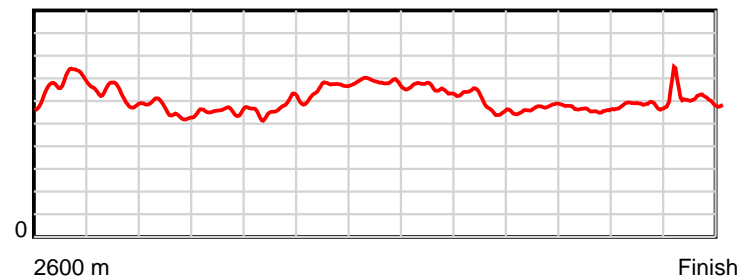
0.6 s Stride duration



20 m/sec Speed



100 % Stride efficiency



Note: Horizontal distance axis grid lines are 200m furlongs.

## Disclaimer.

HRNZ and NZMTC and Thoroughbred Ratings Pty Ltd accepts no responsibility for the completeness or accuracy of any of the information contained herein, and makes no representations about its suitability for any particular purpose. Users should make their own judgements about those matters and/or seek independent advice. You assume all risks associated with use of the data provided on this page.



# Race Results



April 06, 2018, Race 5, INKWISE NEW ZEALAND TROTting DERBY (MOBILE), Distance 2600m, Addington - Survey 3200m

Result	TAB no.	Horse (Barrier)	2600 to	2400m to
4th	15	Majestic Hurri... (0)	2400m	2200m
		Position in running (margin)	-	13(11.0)
		Sectional time (s)	14.85	16.33
		Cumulative time (s)	196.06	181.21
		Speed (m/s)	13.47	12.25
		Stride length (m)	6.26	5.67
		Stride duration (s)	0.442	0.463
		Stride efficiency (%)	61.33	50.21
		Stride count	31.92	35.28

#### Disclaimer.

HRNZ and NZMTC and Thoroughbred Ratings Pty Ltd accepts no responsibility for the completeness or accuracy of any of the information contained herein, and makes no representations about its suitability for any particular purpose. Users should make their own judgements about those matters and/or seek independent advice. You assume all risks associated with use of the data provided on this page.

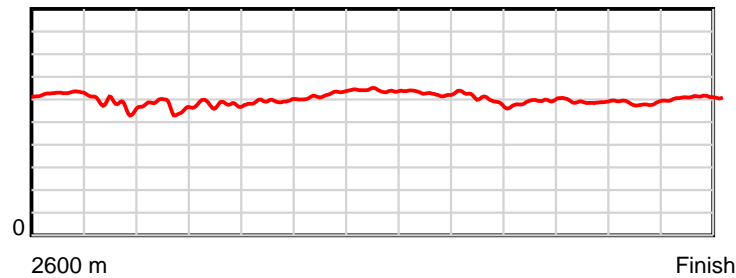


# Race Results

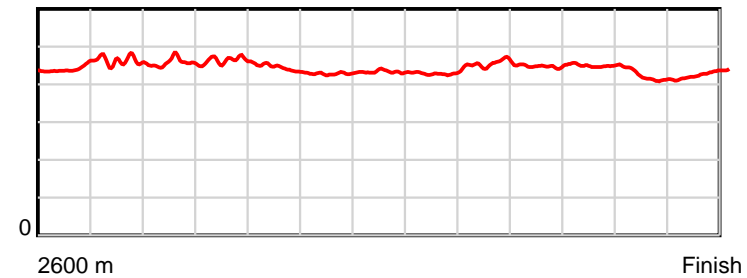
April 06, 2018, Race 5, INKWISSE NEW ZEALAND TROTTING DERBY (MOBILE), Distance 2600m, Addington - Survey 3200m

Result	TAB no.	Horse (Barrier)	2200m to	2000m to	1800m to	1600m to	1400m to	1200m to	1000m to	800m to	600m to	400m to	200m to	Total or	Margin
4th	15	Majestic Hurri... (0)	2000m	1800m	1600m	1400m	1200m	1000m	800m	600m	400m	200m	WP	Average	
		Position in running (margin)	12(19.2)	13(19.3)	13(18.1)	13(13.1)	13(10.4)	13(7.7)	11(8.0)	12(9.3)	11(6.8)	11(6.7)	8(7.1)		9.90
		Sectional time (s)	16.38	16.03	15.38	14.05	13.56	14.09	15.70	15.06	15.66	14.70	14.27		
		Cumulative time (s)	164.88	148.50	132.47	117.09	103.04	89.48	75.39	59.69	44.63	28.97	14.27	3:16.06	
		Speed (m/s)	12.21	12.48	13.00	14.23	14.75	14.19	12.74	13.28	12.77	13.61	14.02	13.26	
		Stride length (m)	5.58	5.79	5.77	6.10	6.38	6.12	5.80	5.96	5.73	5.68	6.03	5.90	
		Stride duration (s)	0.457	0.464	0.443	0.429	0.433	0.431	0.455	0.449	0.449	0.418	0.430	0.445	
		Stride efficiency (%)	48.66	52.37	51.95	58.17	63.62	58.47	52.51	55.51	51.32	50.50	56.86	54.46	
		Stride count	35.84	34.55	34.69	32.78	31.35	32.70	34.50	33.56	34.90	35.18	33.16	440.41	

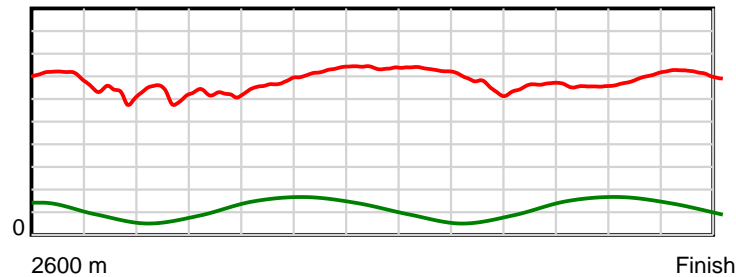
10 m Stride length



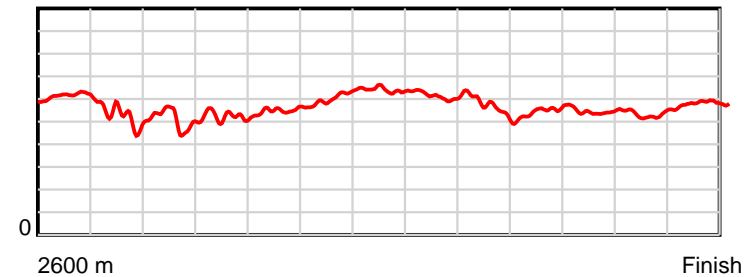
0.6 s Stride duration



20 m/sec Speed



100 % Stride efficiency



Note: Horizontal distance axis grid lines are 200m furlongs.

## Disclaimer.

HRNZ and NZMTC and Thoroughbred Ratings Pty Ltd accepts no responsibility for the completeness or accuracy of any of the information contained herein, and makes no representations about its suitability for any particular purpose. Users should make their own judgements about those matters and/or seek independent advice. You assume all risks associated with use of the data provided on this page.



# Race Results



April 06, 2018, Race 5, INKWISE NEW ZEALAND TROTting DERBY (MOBILE), Distance 2600m, Addington - Survey 3200m

Result	TAB no.	Horse (Barrier)	2600 to	2400m to
5th	8	<b>Sundees Son (6)</b>	<b>2400m</b>	<b>2200m</b>
		Position in running (margin)	-	4(1.9)
		Sectional time (s)	13.41	15.22
		Cumulative time (s)	196.20	182.79
		Speed (m/s)	14.92	13.14
		Stride length (m)	6.35	6.09
		Stride duration (s)	0.422	0.464
		Stride efficiency (%)	63.08	58.05
		Stride count	31.48	32.81

#### Disclaimer.

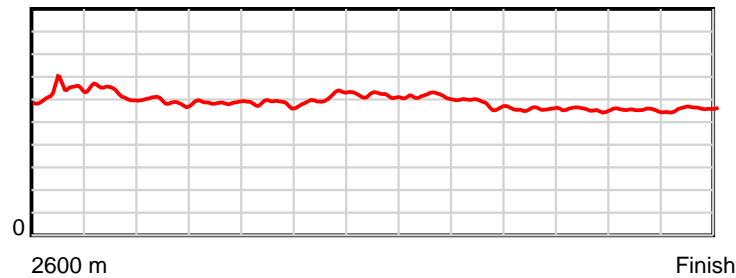
HRNZ and NZMTC and Thoroughbred Ratings Pty Ltd accepts no responsibility for the completeness or accuracy of any of the information contained herein, and makes no representations about its suitability for any particular purpose. Users should make their own judgements about those matters and/or seek independent advice. You assume all risks associated with use of the data provided on this page.

# Race Results

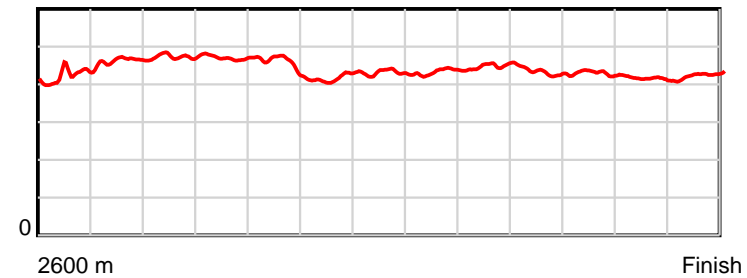
April 06, 2018, Race 5, INKWISSE NEW ZEALAND TROTTING DERBY (MOBILE), Distance 2600m, Addington - Survey 3200m

Result	TAB no.	Horse (Barrier)	2200m to	2000m to	1800m to	1600m to	1400m to	1200m to	1000m to	800m to	600m to	400m to	200m to	Total or	Margin
5th	8	<b>Sundees Son (6)</b>	<b>2000m</b>	<b>1800m</b>	<b>1600m</b>	<b>1400m</b>	<b>1200m</b>	<b>1000m</b>	<b>800m</b>	<b>600m</b>	<b>400m</b>	<b>200m</b>	<b>WP</b>	<b>Average</b>	
		Position in running (margin)	4(3.4)	4(4.0)	4(3.5)	4(3.4)	1(0.0)	1(0.0)	1(0.0)	1(0.0)	1(0.0)	1(0.0)	4(2.3)		10.70
		Sectional time (s)	16.47	16.14	16.20	13.95	14.00	14.05	15.49	15.47	15.66	15.02	15.12		
		Cumulative time (s)	167.57	151.10	134.96	118.76	104.81	90.81	76.76	61.27	45.80	30.14	15.12	3:16.20	
		Speed (m/s)	12.14	12.39	12.35	14.34	14.29	14.23	12.91	12.93	12.77	13.32	13.23	13.25	
		Stride length (m)	5.75	5.83	5.64	5.99	6.15	6.18	5.80	5.58	5.49	5.53	5.62	5.83	
		Stride duration (s)	0.473	0.470	0.457	0.418	0.430	0.434	0.449	0.432	0.430	0.415	0.425	0.440	
		Stride efficiency (%)	51.62	53.12	49.78	56.09	59.08	59.61	52.51	48.72	47.09	47.77	49.36	53.20	
		Stride count	34.80	34.30	35.43	33.38	32.53	32.38	34.50	35.82	36.43	36.17	35.58	445.61	

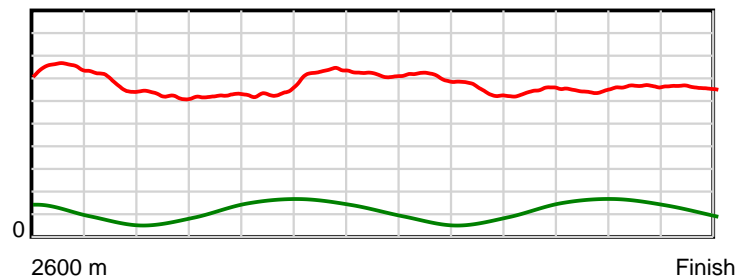
10 m Stride length



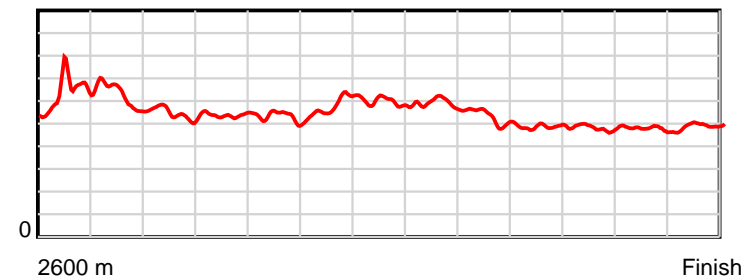
0.6 s Stride duration



20 m/sec Speed



100 % Stride efficiency



Note: Horizontal distance axis grid lines are 200m furlongs.

## Disclaimer.

HRNZ and NZMTC and Thoroughbred Ratings Pty Ltd accepts no responsibility for the completeness or accuracy of any of the information contained herein, and makes no representations about its suitability for any particular purpose. Users should make their own judgements about those matters and/or seek independent advice. You assume all risks associated with use of the data provided on this page.



# Race Results



April 06, 2018, Race 5, INKWISSE NEW ZEALAND TROTting DERBY (MOBILE), Distance 2600m, Addington - Survey 3200m

Result	TAB no.	Horse (Barrier)	2600 to	2400m to
6th	7	Zsa Zoe (5)	2400m	2200m
		Position in running (margin)	-	1(0.0)
		Sectional time (s)	13.23	15.16
		Cumulative time (s)	196.36	183.13
		Speed (m/s)	15.12	13.19
		Stride length (m)	6.53	6.26
		Stride duration (s)	0.428	0.474
		Stride efficiency (%)	66.69	61.22
		Stride count	30.61	31.95

## Disclaimer.

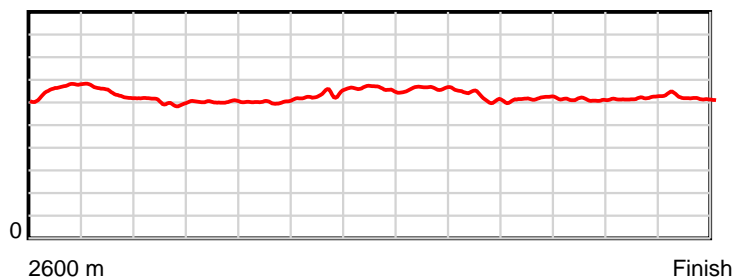
HRNZ and NZMTC and Thoroughbred Ratings Pty Ltd accepts no responsibility for the completeness or accuracy of any of the information contained herein, and makes no representations about its suitability for any particular purpose. Users should make their own judgements about those matters and/or seek independent advice. You assume all risks associated with use of the data provided on this page.

# Race Results

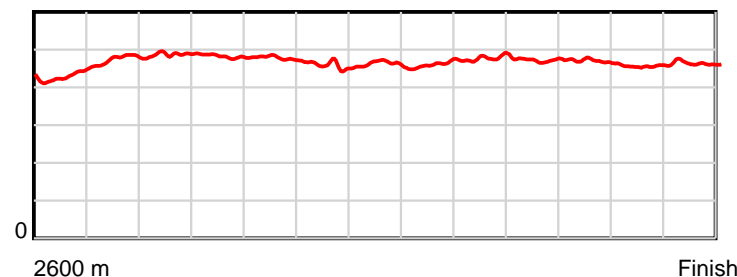
April 06, 2018, Race 5, INKWISSE NEW ZEALAND TROTTING DERBY (MOBILE), Distance 2600m, Addington - Survey 3200m

Result	TAB no.	Horse (Barrier)	2200m to	2000m to	1800m to	1600m to	1400m to	1200m to	1000m to	800m to	600m to	400m to	200m to	Total or	Margin
6th	7	Zsa Zoe (5)	2000m	1800m	1600m	1400m	1200m	1000m	800m	600m	400m	200m	WP	Average	
		Position in running (margin)	2(1.2)	2(2.2)	2(1.7)	3(1.7)	4(2.5)	5(2.6)	5(3.3)	6(3.8)	5(3.1)	5(2.4)	5(3.8)		11.60
		Sectional time (s)	16.55	16.13	16.22	14.64	14.02	14.17	15.58	15.36	15.54	14.88	14.88		
		Cumulative time (s)	167.97	151.42	135.29	119.07	104.43	90.41	76.24	60.66	45.30	29.76	14.88	3:16.36	
		Speed (m/s)	12.08	12.40	12.33	13.66	14.27	14.11	12.84	13.02	12.87	13.44	13.44	13.24	
		Stride length (m)	5.89	5.98	5.89	6.27	6.60	6.51	6.13	6.15	6.04	6.13	6.23	6.19	
		Stride duration (s)	0.487	0.482	0.478	0.459	0.462	0.461	0.478	0.472	0.470	0.456	0.464	0.468	
		Stride efficiency (%)	54.25	55.82	54.30	61.34	68.04	66.31	58.72	59.05	57.07	58.74	60.72	59.94	
		Stride count	33.94	33.46	33.93	31.92	30.31	30.70	32.63	32.54	33.10	32.62	32.08	419.79	

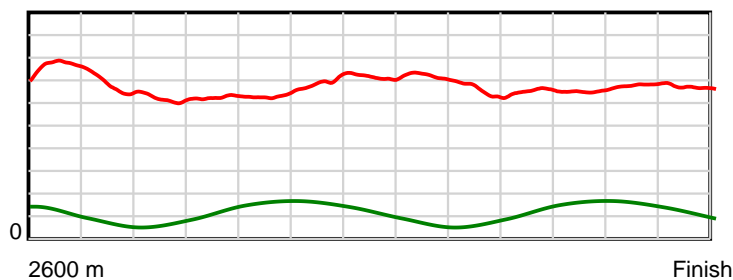
10 m Stride length



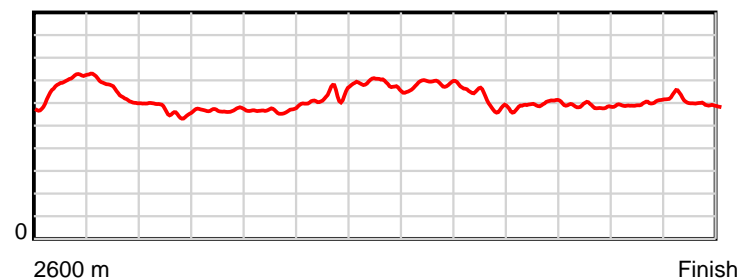
0.6 s Stride duration



20 m/sec Speed



100 % Stride efficiency



Note: Horizontal distance axis grid lines are 200m furlongs.

## Disclaimer.

HRNZ and NZMTC and Thoroughbred Ratings Pty Ltd accepts no responsibility for the completeness or accuracy of any of the information contained herein, and makes no representations about its suitability for any particular purpose. Users should make their own judgements about those matters and/or seek independent advice. You assume all risks associated with use of the data provided on this page.



# Race Results



April 06, 2018, Race 5, INKWISE NEW ZEALAND TROTting DERBY (MOBILE), Distance 2600m, Addington - Survey 3200m

Result	TAB no.	Horse (Barrier)	2600 to	2400m to
7th	5	<b>Sallywag Sam (4)</b>	<b>2400m</b>	<b>2200m</b>
		Position in running (margin)	-	5(3.3)
		Sectional time (s)	13.80	15.30
		Cumulative time (s)	196.58	182.78
		Speed (m/s)	14.49	13.07
		Stride length (m)	6.57	6.29
		Stride duration (s)	0.445	0.481
		Stride efficiency (%)	67.54	61.74
		Stride count	30.42	31.82

#### Disclaimer.

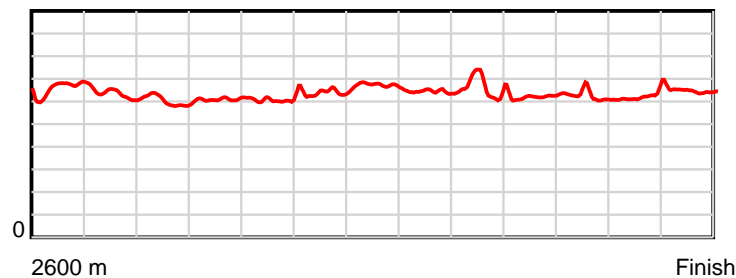
HRNZ and NZMTC and Thoroughbred Ratings Pty Ltd accepts no responsibility for the completeness or accuracy of any of the information contained herein, and makes no representations about its suitability for any particular purpose. Users should make their own judgements about those matters and/or seek independent advice. You assume all risks associated with use of the data provided on this page.

# Race Results

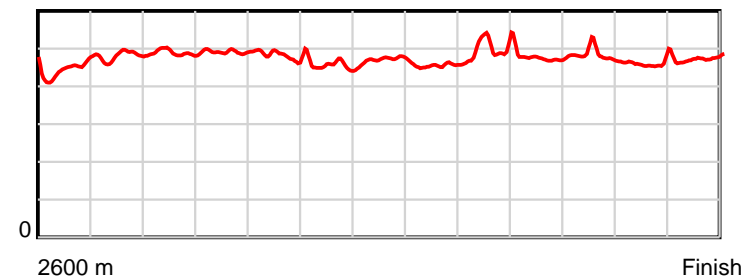
April 06, 2018, Race 5, INKWISSE NEW ZEALAND TROTTING DERBY (MOBILE), Distance 2600m, Addington - Survey 3200m

Result	TAB no.	Horse (Barrier)	2200m to	2000m to	1800m to	1600m to	1400m to	1200m to	1000m to	800m to	600m to	400m to	200m to	Total or	Margin
7th	5	<b>Sallywag Sam (4)</b>	<b>2000m</b>	<b>1800m</b>	<b>1600m</b>	<b>1400m</b>	<b>1200m</b>	<b>1000m</b>	<b>800m</b>	<b>600m</b>	<b>400m</b>	<b>200m</b>	<b>WP</b>	<b>Average</b>	
		Position in running (margin)	6(5.3)	6(6.3)	6(5.9)	7(5.1)	6(4.5)	8(4.8)	9(6.4)	8(5.8)	8(5.1)	8(5.1)	7(6.0)		12.80
		Sectional time (s)	16.54	16.15	16.09	14.40	14.06	14.31	15.40	15.35	15.68	14.79	14.71		
		Cumulative time (s)	167.48	150.94	134.79	118.70	104.30	90.24	75.93	60.53	45.18	29.50	14.71	3:16.58	
		Speed (m/s)	12.09	12.38	12.43	13.89	14.22	13.98	12.99	13.03	12.76	13.52	13.60	13.23	
		Stride length (m)	5.91	6.09	6.01	6.29	6.71	6.36	6.41	6.18	6.12	6.23	6.43	6.27	
		Stride duration (s)	0.489	0.492	0.483	0.453	0.472	0.455	0.494	0.474	0.480	0.461	0.473	0.474	
		Stride efficiency (%)	54.54	57.92	56.45	61.91	70.37	63.14	64.28	59.61	58.62	60.61	64.66	61.44	
		Stride count	33.85	32.85	33.28	31.77	29.80	31.46	31.18	32.38	32.65	32.11	31.09	414.66	

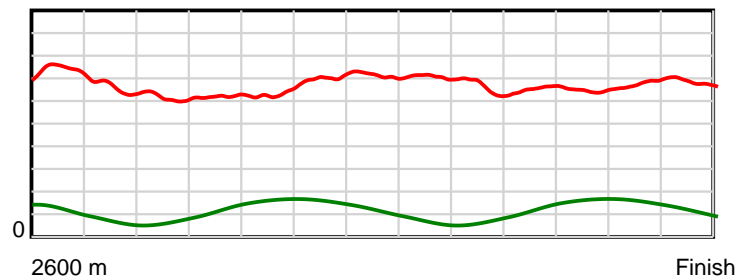
10 m Stride length



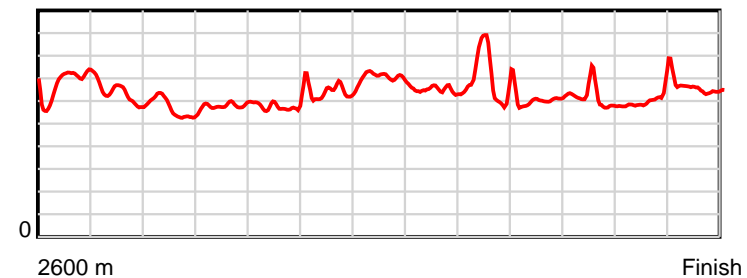
0.6 s Stride duration



20 m/sec Speed



100 % Stride efficiency



Note: Horizontal distance axis grid lines are 200m furlongs.

## Disclaimer.

HRNZ and NZMTC and Thoroughbred Ratings Pty Ltd accepts no responsibility for the completeness or accuracy of any of the information contained herein, and makes no representations about its suitability for any particular purpose. Users should make their own judgements about those matters and/or seek independent advice. You assume all risks associated with use of the data provided on this page.



# Race Results



April 06, 2018, Race 5, INKWISSE NEW ZEALAND TROTGING DERBY (MOBILE), Distance 2600m, Addington - Survey 3200m

Result	TAB no.	Horse (Barrier)	2600 to 2400m	2400m to 2200m
8th	4	<b>Show Gait (3)</b>		
		Position in running (margin)	-	3(1.3)
		Sectional time (s)	13.43	15.09
		Cumulative time (s)	196.73	183.30
		Speed (m/s)	14.89	13.25
		Stride length (m)	6.35	6.06
		Stride duration (s)	0.419	0.457
		Stride efficiency (%)	63.02	57.36
		Stride count	31.49	33.01

#### Disclaimer.

HRNZ and NZMTC and Thoroughbred Ratings Pty Ltd accepts no responsibility for the completeness or accuracy of any of the information contained herein, and makes no representations about its suitability for any particular purpose. Users should make their own judgements about those matters and/or seek independent advice. You assume all risks associated with use of the data provided on this page.

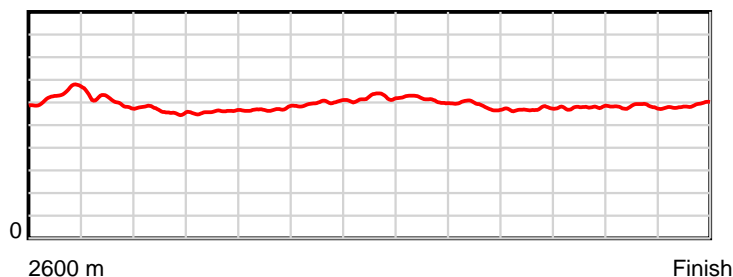


# Race Results

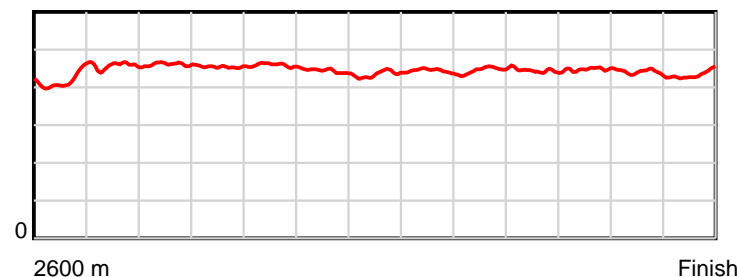
April 06, 2018, Race 5, INKWISSE NEW ZEALAND TROTTING DERBY (MOBILE), Distance 2600m, Addington - Survey 3200m

Result	TAB no.	Horse (Barrier)	2200m to	2000m to	1800m to	1600m to	1400m to	1200m to	1000m to	800m to	600m to	400m to	200m to	Total or	Margin
8th	4	Show Gait (3)	2000m	1800m	1600m	1400m	1200m	1000m	800m	600m	400m	200m	WP	Average	
		Position in running (margin)	3(2.0)	3(2.4)	3(2.2)	2(1.5)	5(4.0)	7(4.0)	8(6.2)	5(3.8)	7(4.2)	7(3.9)	9(7.3)		13.60
		Sectional time (s)	16.44	16.20	16.10	14.92	13.99	14.42	15.10	15.55	15.61	15.20	14.68		
		Cumulative time (s)	168.21	151.77	135.57	119.47	104.55	90.56	76.14	61.04	45.49	29.88	14.68	3:16.73	
		Speed (m/s)	12.17	12.35	12.42	13.40	14.30	13.87	13.25	12.86	12.81	13.16	13.62	13.22	
		Stride length (m)	5.61	5.61	5.70	5.95	6.22	6.16	5.91	5.72	5.74	5.79	5.92	5.89	
		Stride duration (s)	0.461	0.454	0.459	0.444	0.435	0.444	0.446	0.445	0.448	0.440	0.435	0.446	
		Stride efficiency (%)	49.16	49.20	50.74	55.32	60.38	59.23	54.52	51.10	51.49	52.36	54.77	54.27	
		Stride count	35.66	35.64	35.10	33.62	32.17	32.49	33.86	34.97	34.84	34.55	33.78	441.18	

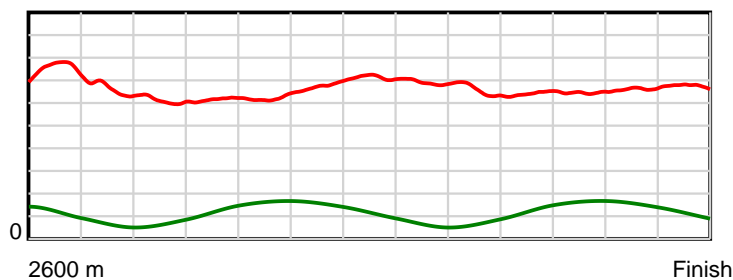
10 m Stride length



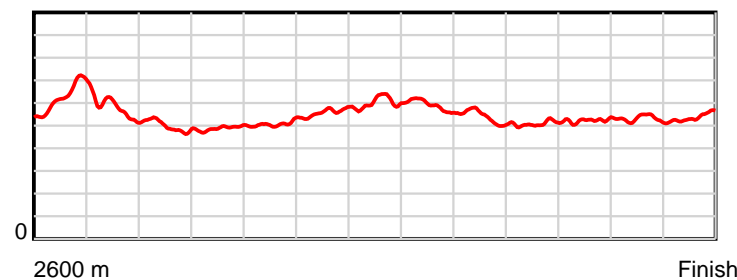
0.6 s Stride duration



20 m/sec Speed



100 % Stride efficiency



Note: Horizontal distance axis grid lines are 200m furlongs.

## Disclaimer.

HRNZ and NZMTC and Thoroughbred Ratings Pty Ltd accepts no responsibility for the completeness or accuracy of any of the information contained herein, and makes no representations about its suitability for any particular purpose. Users should make their own judgements about those matters and/or seek independent advice. You assume all risks associated with use of the data provided on this page.



# Race Results



April 06, 2018, Race 5, INKWISSE NEW ZEALAND TROTting DERBY (MOBILE), Distance 2600m, Addington - Survey 3200m

Result	TAB no.	Horse (Barrier)	2600 to	2400m to
9th	10	<b>Forget The Pri... (8)</b>	<b>2400m</b>	<b>2200m</b>
		Position in running (margin)	-	10(7.1)
		Sectional time (s)	14.49	15.44
		Cumulative time (s)	196.78	182.29
		Speed (m/s)	13.80	12.95
		Stride length (m)	6.39	6.23
		Stride duration (s)	0.440	0.481
		Stride efficiency (%)	63.82	60.73
		Stride count	31.29	32.08

#### Disclaimer.

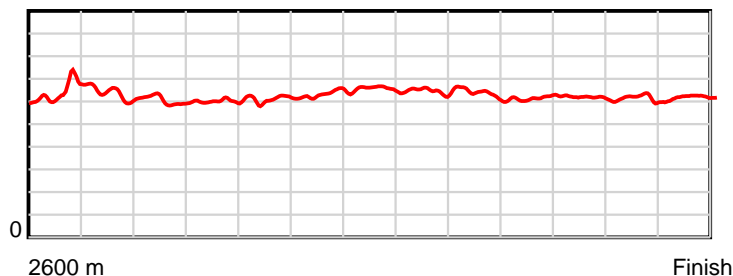
HRNZ and NZMTC and Thoroughbred Ratings Pty Ltd accepts no responsibility for the completeness or accuracy of any of the information contained herein, and makes no representations about its suitability for any particular purpose. Users should make their own judgements about those matters and/or seek independent advice. You assume all risks associated with use of the data provided on this page.

# Race Results

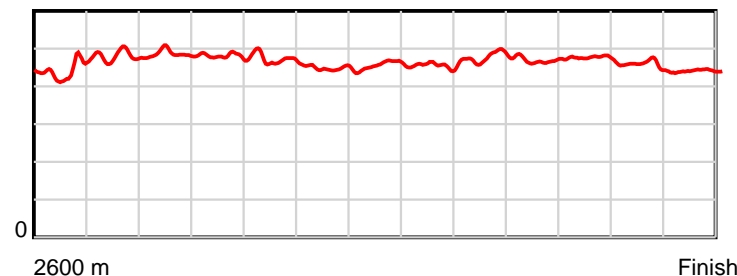
April 06, 2018, Race 5, INKWISSE NEW ZEALAND TROTTING DERBY (MOBILE), Distance 2600m, Addington - Survey 3200m

Result	TAB no.	Horse (Barrier)	2200m to	2000m to	1800m to	1600m to	1400m to	1200m to	1000m to	800m to	600m to	400m to	200m to	Total or	Margin
9th	10	<b>Forget The Pri... (8)</b>	<b>2000m</b>	<b>1800m</b>	<b>1600m</b>	<b>1400m</b>	<b>1200m</b>	<b>1000m</b>	<b>800m</b>	<b>600m</b>	<b>400m</b>	<b>200m</b>	<b>WP</b>	<b>Average</b>	
		Position in running (margin)	8(9.9)	8(10.7)	9(10.0)	10(7.7)	10(6.9)	12(7.2)	12(8.4)	11(8.1)	12(7.0)	12(7.5)	12(10.6)		13.90
		Sectional time (s)	16.51	16.10	15.83	14.38	14.04	14.26	15.44	15.29	15.73	15.16	14.11		
		Cumulative time (s)	166.85	150.34	134.24	118.41	104.03	89.99	75.73	60.29	45.00	29.27	14.11	3:16.78	
		Speed (m/s)	12.11	12.42	12.63	13.91	14.25	14.03	12.95	13.08	12.71	13.19	14.17	13.21	
		Stride length (m)	5.89	5.96	5.98	6.22	6.51	6.40	6.19	6.13	6.03	6.02	6.25	6.16	
		Stride duration (s)	0.486	0.480	0.473	0.447	0.457	0.456	0.477	0.469	0.475	0.456	0.441	0.467	
		Stride efficiency (%)	54.19	55.58	55.84	60.50	66.15	64.03	59.79	58.78	56.89	56.61	60.99	59.38	
		Stride count	33.96	33.54	33.46	32.14	30.74	31.24	32.33	32.61	33.15	33.23	32.01	421.78	

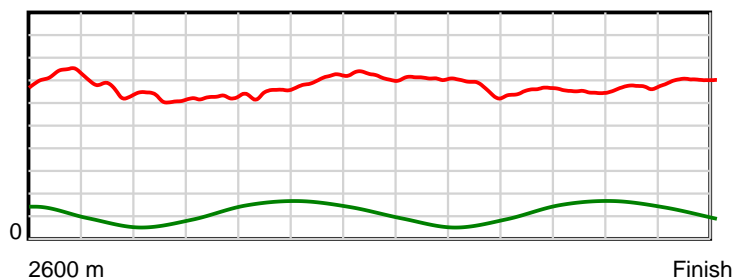
10 m Stride length



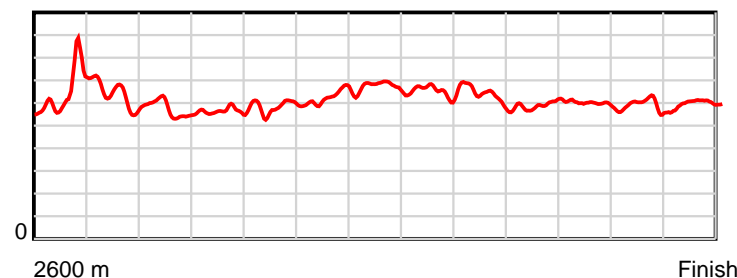
0.6 s Stride duration



20 m/sec Speed



100 % Stride efficiency



Note: Horizontal distance axis grid lines are 200m furlongs.

## Disclaimer.

HRNZ and NZMTC and Thoroughbred Ratings Pty Ltd accepts no responsibility for the completeness or accuracy of any of the information contained herein, and makes no representations about its suitability for any particular purpose. Users should make their own judgements about those matters and/or seek independent advice. You assume all risks associated with use of the data provided on this page.



# Race Results



April 06, 2018, Race 5, INKWISSE NEW ZEALAND TROTting DERBY (MOBILE), Distance 2600m, Addington - Survey 3200m

Result	TAB no.	Horse (Barrier)	2600 to	2400m to
10th	1	Rachmaninov (1)	2400m	2200m
		Position in running (margin)	-	7(4.9)
		Sectional time (s)	13.79	14.87
		Cumulative time (s)	196.80	183.01
		Speed (m/s)	14.50	13.45
		Stride length (m)	6.57	6.46
		Stride duration (s)	0.451	0.481
		Stride efficiency (%)	67.42	65.29
		Stride count	30.45	30.94

## Disclaimer.

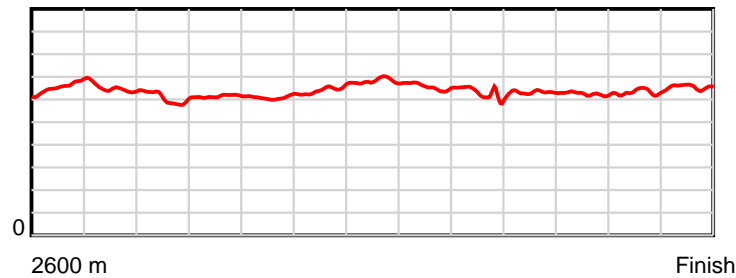
HRNZ and NZMTC and Thoroughbred Ratings Pty Ltd accepts no responsibility for the completeness or accuracy of any of the information contained herein, and makes no representations about its suitability for any particular purpose. Users should make their own judgements about those matters and/or seek independent advice. You assume all risks associated with use of the data provided on this page.

# Race Results

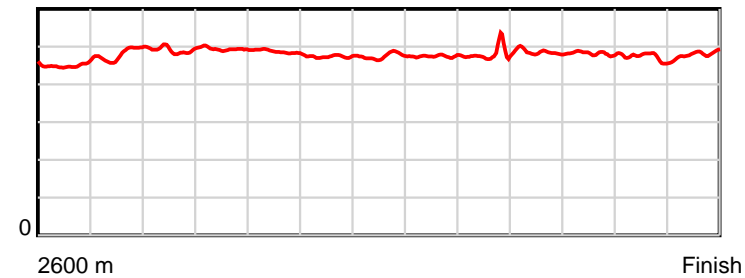
April 06, 2018, Race 5, INKWISSE NEW ZEALAND TROTTING DERBY (MOBILE), Distance 2600m, Addington - Survey 3200m

Result	TAB no.	Horse (Barrier)	2200m to	2000m to	1800m to	1600m to	1400m to	1200m to	1000m to	800m to	600m to	400m to	200m to	Total or	Margin
10th	1	Rachmaninov (1)	2000m	1800m	1600m	1400m	1200m	1000m	800m	600m	400m	200m	WP	Average	
		Position in running (margin)	5(4.4)	5(4.4)	5(4.3)	5(3.9)	8(5.1)	9(5.5)	10(7.6)	9(7.1)	10(6.5)	10(6.3)	10(7.9)		14.00
		Sectional time (s)	16.37	16.20	16.16	14.71	14.05	14.42	15.40	15.37	15.62	14.92	14.92		
		Cumulative time (s)	168.14	151.77	135.57	119.41	104.70	90.65	76.23	60.83	45.46	29.84	14.92	3:16.80	
		Speed (m/s)	12.22	12.35	12.38	13.60	14.23	13.87	12.99	13.01	12.80	13.40	13.40	13.21	
		Stride length (m)	6.00	6.09	6.02	6.44	6.75	6.58	6.21	6.32	6.17	6.32	6.45	6.33	
		Stride duration (s)	0.491	0.494	0.487	0.473	0.475	0.474	0.478	0.486	0.482	0.471	0.481	0.479	
		Stride efficiency (%)	56.20	58.00	56.70	64.79	71.30	67.66	60.33	62.45	59.44	62.38	65.10	62.62	
		Stride count	33.35	32.83	33.20	31.06	29.61	30.39	32.19	31.64	32.43	31.65	30.99	410.73	

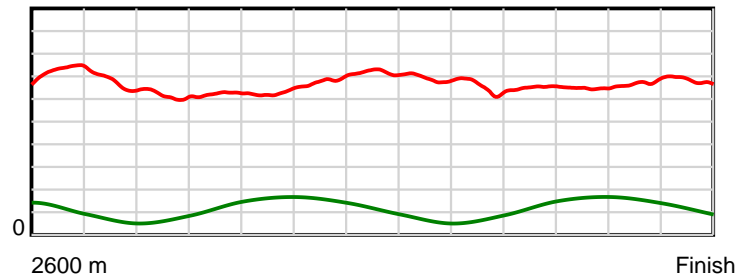
10 m Stride length



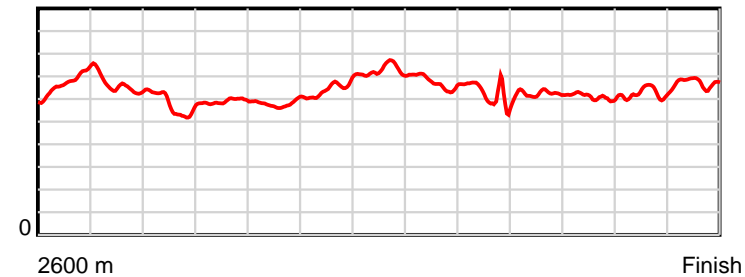
0.6 s Stride duration



20 m/sec Speed



100 % Stride efficiency



Note: Horizontal distance axis grid lines are 200m furlongs.

## Disclaimer.

HRNZ and NZMTC and Thoroughbred Ratings Pty Ltd accepts no responsibility for the completeness or accuracy of any of the information contained herein, and makes no representations about its suitability for any particular purpose. Users should make their own judgements about those matters and/or seek independent advice. You assume all risks associated with use of the data provided on this page.



# Race Results



April 06, 2018, Race 5, INKWISSE NEW ZEALAND TROTting DERBY (MOBILE), Distance 2600m, Addington - Survey 3200m

Result	TAB no.	Horse (Barrier)	2600 to	2400m to
11th	2	Valloria (2)	2400m	2200m
		Position in running (margin)	-	2(0.4)
		Sectional time (s)	13.15	14.90
		Cumulative time (s)	197.15	184.00
		Speed (m/s)	15.21	13.42
		Stride length (m)	6.52	6.38
		Stride duration (s)	0.425	0.475
		Stride efficiency (%)	66.34	63.61
		Stride count	30.70	31.35

#### Disclaimer.

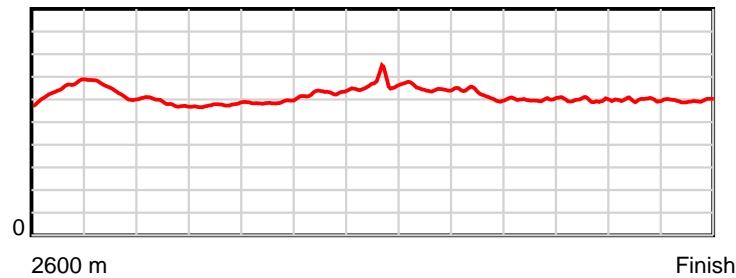
HRNZ and NZMTC and Thoroughbred Ratings Pty Ltd accepts no responsibility for the completeness or accuracy of any of the information contained herein, and makes no representations about its suitability for any particular purpose. Users should make their own judgements about those matters and/or seek independent advice. You assume all risks associated with use of the data provided on this page.

# Race Results

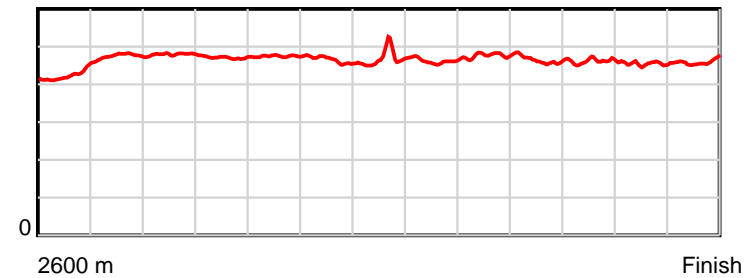
April 06, 2018, Race 5, INKWISSE NEW ZEALAND TROTTING DERBY (MOBILE), Distance 2600m, Addington - Survey 3200m

Result	TAB no.	Horse (Barrier)	2200m to	2000m to	1800m to	1600m to	1400m to	1200m to	1000m to	800m to	600m to	400m to	200m to	Total or	Margin
11th	2	Valloria (2)	2000m	1800m	1600m	1400m	1200m	1000m	800m	600m	400m	200m	WP	Average	
		Position in running (margin)	1(0.0)	1(0.0)	1(0.0)	1(0.0)	2(1.4)	3(1.7)	3(2.4)	3(2.4)	4(2.9)	4(2.4)	6(5.2)		15.90
		Sectional time (s)	16.37	16.22	16.22	14.75	14.03	14.18	15.49	15.56	15.58	15.11	15.59		
		Cumulative time (s)	169.10	152.73	136.51	120.29	105.54	91.51	77.33	61.84	46.28	30.70	15.59	3:17.15	
		Speed (m/s)	12.22	12.33	12.33	13.56	14.26	14.10	12.91	12.85	12.84	13.24	12.83	13.19	
		Stride length (m)	5.86	5.81	5.85	6.30	6.65	6.51	6.15	5.97	5.92	6.02	5.91	6.13	
		Stride duration (s)	0.480	0.471	0.474	0.464	0.467	0.462	0.476	0.464	0.461	0.455	0.461	0.465	
		Stride efficiency (%)	53.66	52.70	53.50	61.99	69.12	66.29	59.11	55.60	54.73	56.58	54.56	58.69	
		Stride count	34.13	34.44	34.18	31.75	30.07	30.71	32.52	33.53	33.79	33.24	33.85	424.26	

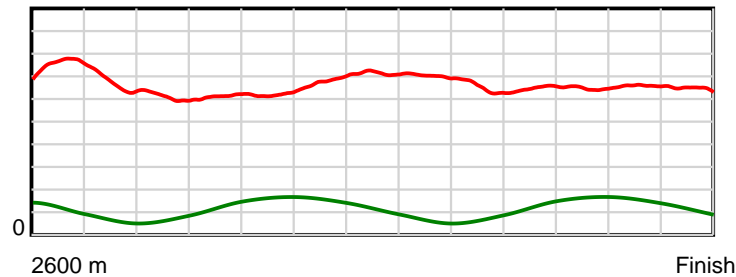
10 m Stride length



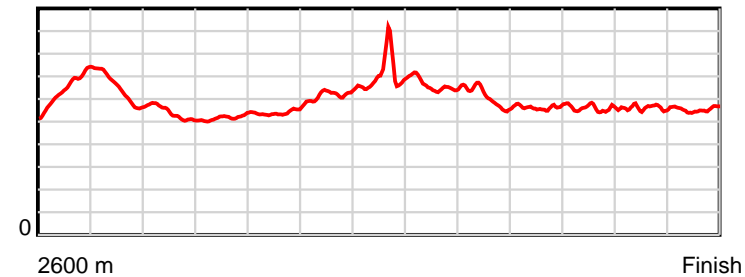
0.6 s Stride duration



20 m/sec Speed



100 % Stride efficiency



Note: Horizontal distance axis grid lines are 200m furlongs.

## Disclaimer.

HRNZ and NZMTC and Thoroughbred Ratings Pty Ltd accepts no responsibility for the completeness or accuracy of any of the information contained herein, and makes no representations about its suitability for any particular purpose. Users should make their own judgements about those matters and/or seek independent advice. You assume all risks associated with use of the data provided on this page.



# Race Results



April 06, 2018, Race 5, INKWISSE NEW ZEALAND TROTting DERBY (MOBILE), Distance 2600m, Addington - Survey 3200m

Result	TAB no.	Horse (Barrier)	2600 to	2400m to
12th	9	Springbank Lac... (7)	2400m	2200m
		Position in running (margin)	-	9(6.8)
		Sectional time (s)	14.19	17.21
		Cumulative time (s)	199.83	185.64
		Speed (m/s)	14.10	11.62
		Stride length (m)	6.38	5.67
		Stride duration (s)	0.449	0.488
		Stride efficiency (%)	63.51	50.32
		Stride count	31.37	35.25

#### Disclaimer.

HRNZ and NZMTC and Thoroughbred Ratings Pty Ltd accepts no responsibility for the completeness or accuracy of any of the information contained herein, and makes no representations about its suitability for any particular purpose. Users should make their own judgements about those matters and/or seek independent advice. You assume all risks associated with use of the data provided on this page.

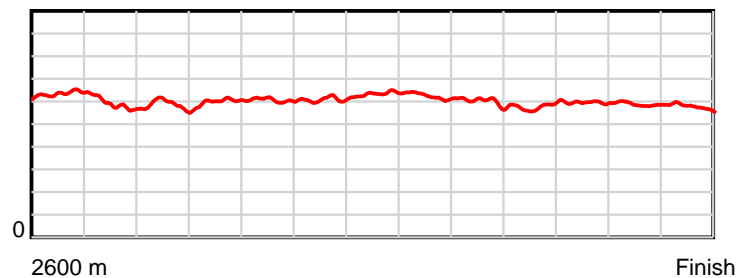


# Race Results

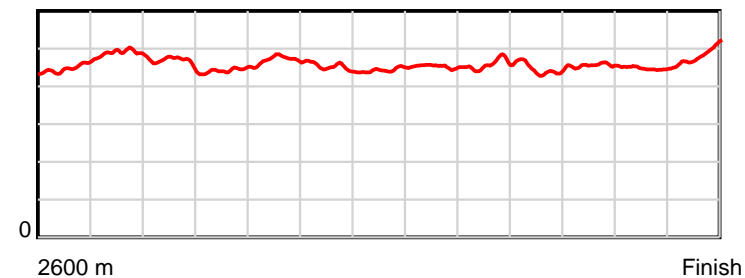
April 06, 2018, Race 5, INKWISSE NEW ZEALAND TROTTING DERBY (MOBILE), Distance 2600m, Addington - Survey 3200m

Result	TAB no.	Horse (Barrier)	2200m to	2000m to	1800m to	1600m to	1400m to	1200m to	1000m to	800m to	600m to	400m to	200m to	Total or	Margin
12th	9	Springbank Lac... (7)	2000m	1800m	1600m	1400m	1200m	1000m	800m	600m	400m	200m	WP	Average	
		Position in running (margin)	13(20.2)	12(18.1)	8(9.2)	8(5.8)	11(7.3)	11(7.2)	13(10.0)	13(9.3)	13(9.3)	13(8.8)	13(12.7)		30.90
		Sectional time (s)	16.02	14.74	15.65	14.76	13.97	14.52	15.37	15.46	15.58	15.30	17.06		
		Cumulative time (s)	168.43	152.41	137.67	122.02	107.26	93.29	78.77	63.40	47.94	32.36	17.06	3:19.83	
		Speed (m/s)	12.48	13.57	12.78	13.55	14.32	13.77	13.01	12.94	12.84	13.07	11.72	13.01	
		Stride length (m)	5.80	6.01	6.02	6.11	6.36	6.23	5.97	5.76	5.84	5.85	5.70	5.97	
		Stride duration (s)	0.464	0.443	0.471	0.451	0.444	0.452	0.459	0.446	0.455	0.448	0.486	0.459	
		Stride efficiency (%)	52.55	56.48	56.65	58.25	63.19	60.58	55.71	51.92	53.21	53.57	50.83	55.66	
		Stride count	34.49	33.27	33.22	32.76	31.45	32.12	33.50	34.70	34.27	34.16	35.07	435.63	

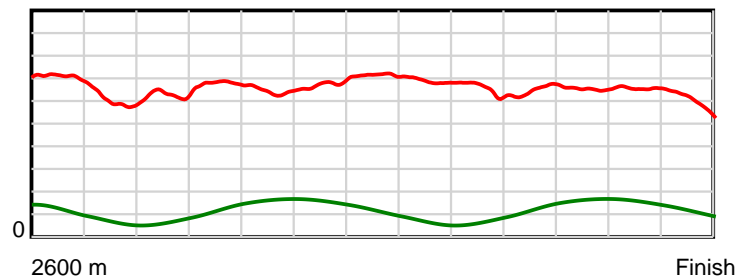
10 m Stride length



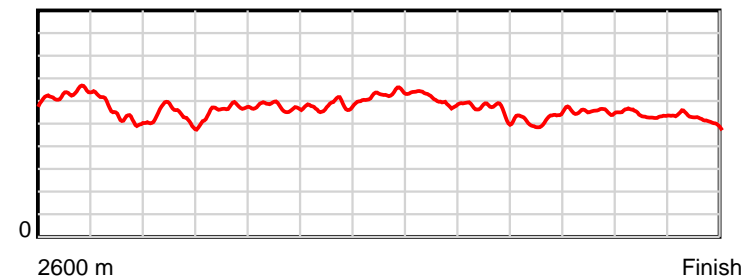
0.6 s Stride duration



20 m/sec Speed



100 % Stride efficiency



Note: Horizontal distance axis grid lines are 200m furlongs.

## Disclaimer.

HRNZ and NZMTC and Thoroughbred Ratings Pty Ltd accepts no responsibility for the completeness or accuracy of any of the information contained herein, and makes no representations about its suitability for any particular purpose. Users should make their own judgements about those matters and/or seek independent advice. You assume all risks associated with use of the data provided on this page.



# Race Results



April 06, 2018, Race 5, INKWISSE NEW ZEALAND TROTting DERBY (MOBILE), Distance 2600m, Addington - Survey 3200m

Result	TAB no.	Horse (Barrier)	2600 to	2400m to
13th	12	<b>Paramount King (10)</b>	<b>2400m</b>	<b>2200m</b>
		Position in running (margin)	-	12(9.1)
		Sectional time (s)	14.62	16.30
		Cumulative time (s)	200.22	185.60
		Speed (m/s)	13.68	12.27
		Stride length (m)	6.84	6.33
		Stride duration (s)	0.477	0.516
		Stride efficiency (%)	73.13	62.62
		Stride count	29.24	31.59

#### Disclaimer.

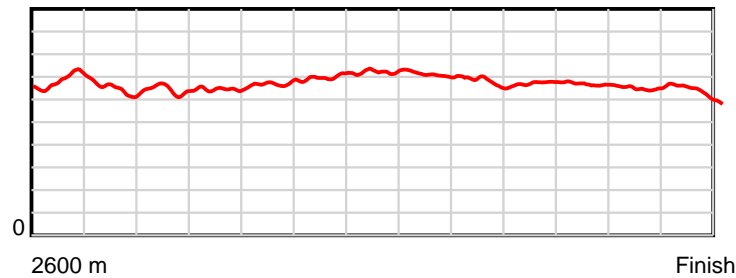
HRNZ and NZMTC and Thoroughbred Ratings Pty Ltd accepts no responsibility for the completeness or accuracy of any of the information contained herein, and makes no representations about its suitability for any particular purpose. Users should make their own judgements about those matters and/or seek independent advice. You assume all risks associated with use of the data provided on this page.

# Race Results

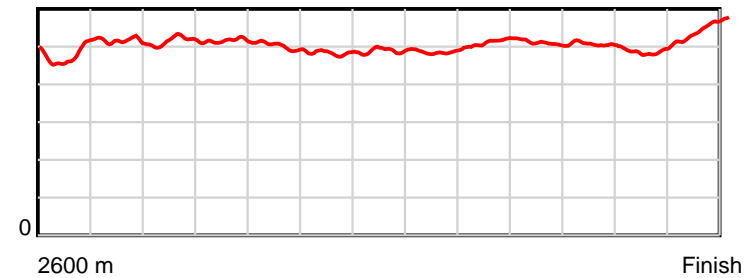
April 06, 2018, Race 5, INKWISSE NEW ZEALAND TROTTING DERBY (MOBILE), Distance 2600m, Addington - Survey 3200m

Result	TAB no.	Horse (Barrier)	2200m to	2000m to	1800m to	1600m to	1400m to	1200m to	1000m to	800m to	600m to	400m to	200m to	Total or	Margin
13th	12	<b>Paramount King (10)</b>	<b>2000m</b>	<b>1800m</b>	<b>1600m</b>	<b>1400m</b>	<b>1200m</b>	<b>1000m</b>	<b>800m</b>	<b>600m</b>	<b>400m</b>	<b>200m</b>	<b>WP</b>	<b>Average</b>	
		Position in running (margin)	11(17.1)	11(17.5)	12(15.9)	12(11.1)	12(8.4)	10(5.8)	7(5.9)	10(7.5)	9(5.4)	9(5.2)	11(9.5)		33.00
		Sectional time (s)	16.44	15.96	15.42	14.06	13.55	14.08	15.75	15.14	15.62	15.37	17.91		
		Cumulative time (s)	169.30	152.86	136.90	121.48	107.42	93.87	79.79	64.04	48.90	33.28	17.91	3:20.22	
		Speed (m/s)	12.17	12.53	12.97	14.22	14.76	14.20	12.70	13.21	12.80	13.01	11.17	12.99	
		Stride length (m)	6.27	6.46	6.49	6.87	7.22	6.92	6.52	6.73	6.46	6.38	6.19	6.58	
		Stride duration (s)	0.515	0.516	0.500	0.483	0.490	0.487	0.513	0.509	0.504	0.490	0.554	0.507	
		Stride efficiency (%)	61.42	65.26	65.84	73.72	81.53	74.85	66.35	70.72	65.17	63.65	59.87	67.62	
		Stride count	31.90	30.95	30.81	29.12	27.69	28.90	30.69	29.73	30.97	31.34	32.31	395.24	

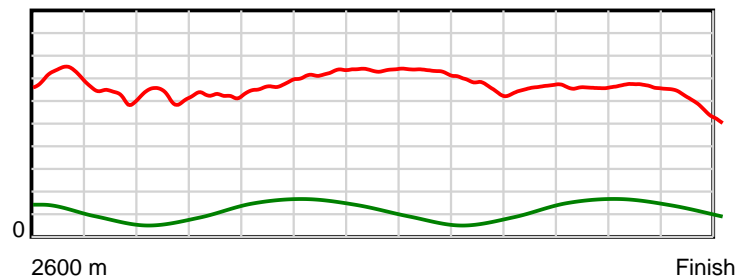
10 m Stride length



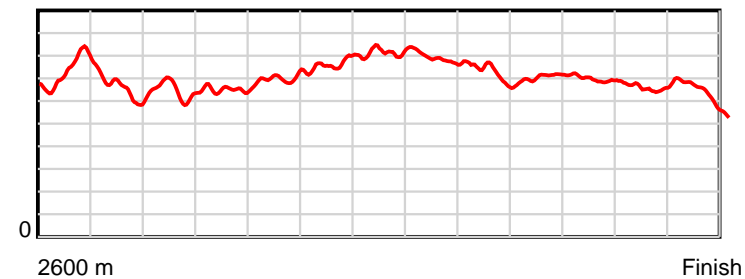
0.6 s Stride duration



20 m/sec Speed



100 % Stride efficiency



Note: Horizontal distance axis grid lines are 200m furlongs.

## Disclaimer.

HRNZ and NZMTC and Thoroughbred Ratings Pty Ltd accepts no responsibility for the completeness or accuracy of any of the information contained herein, and makes no representations about its suitability for any particular purpose. Users should make their own judgements about those matters and/or seek independent advice. You assume all risks associated with use of the data provided on this page.