



Race Results

NZ Metropolitan Trotting Club Inc, HRNZ, April 06, 2018

Compilation date: April 6, 2018, 8:20:15 PM (NZST)

Copyright © 2018 HRNZ and NZMTC. All rights reserved.

Trademarks.

StrideMASTER is a registered trademark of Thoroughbred Ratings Pty Ltd.

Disclaimer.

HRNZ and NZMTC and Thoroughbred Ratings Pty Ltd accepts no responsibility for the completeness or accuracy of any of the information contained herein, and makes no representations about its suitability for any particular purpose. Users should make their own judgements about those matters and/or seek independent advice. You assume all risks associated with use of the data provided on this page.



Race Results



April 06, 2018, Race 6, RESOURCE RECYCLING TECHNOLOGIES SUPERSTARS CHAMPIONSHIP(MOB), Distance 2600m, Addington - Survey 3200m

Result	TAB no.	Horse (Barrier)	2600 to	2400m to
1st	7	More The Bette... (6)	2400m	2200m
		Position in running (margin)	-	6(10.6)
		Sectional time (s)	15.26	15.44
		Cumulative time (s)	193.08	177.82
		Speed (m/s)	13.11	12.95
		Stride length (m)	6.17	6.14
		Stride duration (s)	0.465	0.474
		Stride efficiency (%)	59.43	58.97
		Stride count	32.43	32.56

Disclaimer.

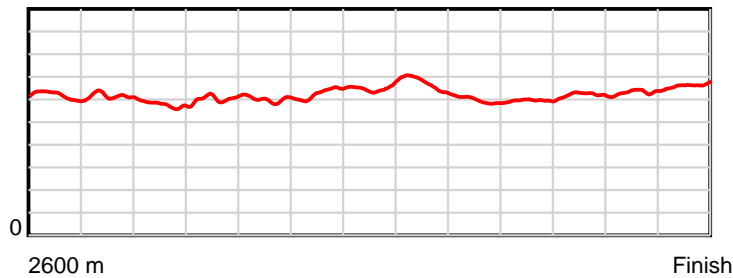
HRNZ and NZMTC and Thoroughbred Ratings Pty Ltd accepts no responsibility for the completeness or accuracy of any of the information contained herein, and makes no representations about its suitability for any particular purpose. Users should make their own judgements about those matters and/or seek independent advice. You assume all risks associated with use of the data provided on this page.

Race Results

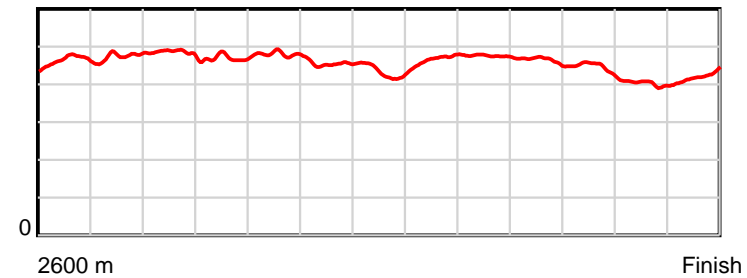
April 06, 2018, Race 6, RESOURCE RECYCLING TECHNOLOGIES SUPERSTARS CHAMPIONSHIP(MOB), Distance 2600m, Addington - Survey 3200m

Result	TAB no.	Horse (Barrier)	2200m to	2000m to	1800m to	1600m to	1400m to	1200m to	1000m to	800m to	600m to	400m to	200m to	Total or	Margin
1st	7	More The Bette... (6)	2000m	1800m	1600m	1400m	1200m	1000m	800m	600m	400m	200m	WP	Average	
		Position in running (margin)	6(11.2)	6(10.9)	6(10.3)	6(9.8)	5(5.7)	1(0.0)	1(0.0)	1(0.0)	1(0.0)	1(0.0)	1(0.0)		0.00
		Sectional time (s)	16.79	15.54	16.15	14.76	13.31	14.18	15.98	15.65	14.41	12.77	12.84		
		Cumulative time (s)	162.38	145.59	130.05	113.90	99.14	85.83	71.65	55.67	40.02	25.61	12.84	3:13.08	
		Speed (m/s)	11.91	12.87	12.38	13.55	15.03	14.10	12.52	12.78	13.88	15.66	15.58	13.47	
		Stride length (m)	5.78	6.04	5.95	6.16	6.51	6.60	5.95	5.93	6.16	6.30	6.58	6.16	
		Stride duration (s)	0.485	0.469	0.480	0.455	0.433	0.468	0.475	0.464	0.444	0.402	0.422	0.458	
		Stride efficiency (%)	52.12	56.94	55.27	59.36	66.23	68.06	55.26	55.03	59.37	62.08	67.66	59.39	
		Stride count	34.63	33.13	33.63	32.45	30.72	30.30	33.63	33.70	32.45	31.73	30.39	421.75	

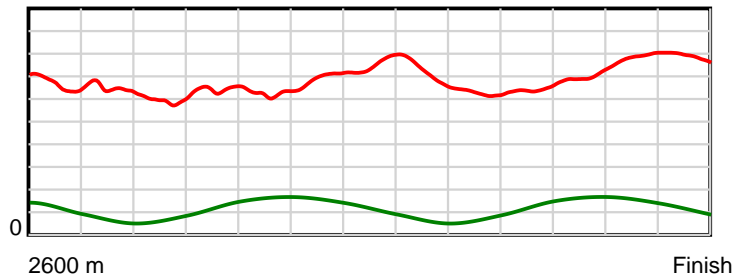
10 m Stride length



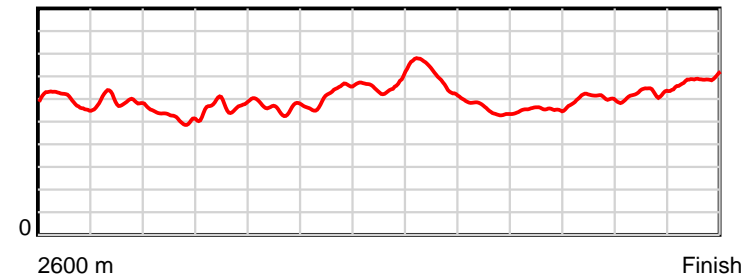
0.6 s Stride duration



20 m/sec Speed



100 % Stride efficiency



Note: Horizontal distance axis grid lines are 200m furlongs.

Disclaimer.

HRNZ and NZMTC and Thoroughbred Ratings Pty Ltd accepts no responsibility for the completeness or accuracy of any of the information contained herein, and makes no representations about its suitability for any particular purpose. Users should make their own judgements about those matters and/or seek independent advice. You assume all risks associated with use of the data provided on this page.



Race Results



April 06, 2018, Race 6, RESOURCE RECYCLING TECHNOLOGIES SUPERSTARS CHAMPIONSHIP(MOB), Distance 2600m, Addington - Survey 3200m

Result	TAB no.	Horse (Barrier)	2600 to	2400m to
2nd	5	A G's White So... (4)	2400m	2200m
		Position in running (margin)	-	4(6.1)
		Sectional time (s)	14.61	15.52
		Cumulative time (s)	193.31	178.70
		Speed (m/s)	13.69	12.89
		Stride length (m)	6.89	6.60
		Stride duration (s)	0.498	0.512
		Stride efficiency (%)	74.29	67.99
		Stride count	29.01	30.32

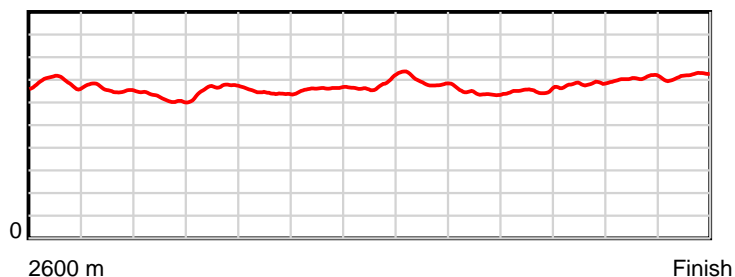
Disclaimer.

HRNZ and NZMTC and Thoroughbred Ratings Pty Ltd accepts no responsibility for the completeness or accuracy of any of the information contained herein, and makes no representations about its suitability for any particular purpose. Users should make their own judgements about those matters and/or seek independent advice. You assume all risks associated with use of the data provided on this page.

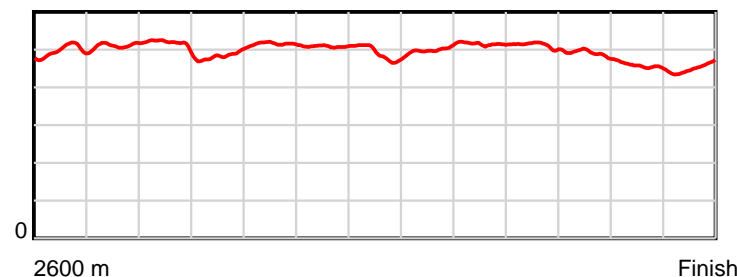
April 06, 2018, Race 6, RESOURCE RECYCLING TECHNOLOGIES SUPERSTARS CHAMPIONSHIP(MOB), Distance 2600m, Addington - Survey 3200m

Result	TAB no.	Horse (Barrier)	2200m to	2000m to	1800m to	1600m to	1400m to	1200m to	1000m to	800m to	600m to	400m to	200m to	Total or	Margin
2nd	5	A G's White So... (4)	2000m	1800m	1600m	1400m	1200m	1000m	800m	600m	400m	200m	WP	Average	
		Position in running (margin)	4(7.1)	4(6.6)	1(0.0)	1(0.0)	1(0.0)	2(0.2)	2(1.5)	2(2.3)	2(2.0)	3(2.1)	3(2.2)		1.30
		Sectional time (s)	16.74	14.55	16.23	15.44	14.29	14.39	16.12	15.60	14.43	12.78	12.61		
		Cumulative time (s)	163.18	146.44	131.89	115.66	100.22	85.93	71.54	55.42	39.82	25.39	12.61	3:13.31	
		Speed (m/s)	11.95	13.75	12.32	12.95	14.00	13.90	12.41	12.82	13.86	15.65	15.86	13.45	
		Stride length (m)	6.16	6.65	6.36	6.58	6.85	6.96	6.39	6.56	6.78	7.14	7.19	6.69	
		Stride duration (s)	0.516	0.484	0.516	0.508	0.490	0.501	0.515	0.511	0.489	0.456	0.453	0.497	
		Stride efficiency (%)	59.38	69.16	63.12	67.75	73.38	75.80	63.74	67.15	71.75	79.59	80.80	69.90	
		Stride count	32.45	30.06	31.47	30.37	29.19	28.72	31.31	30.51	29.52	28.02	27.81	388.76	

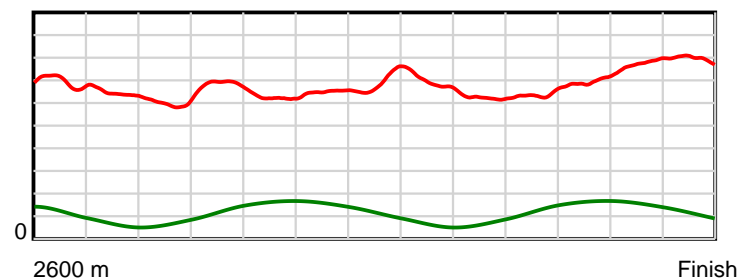
10 m Stride length



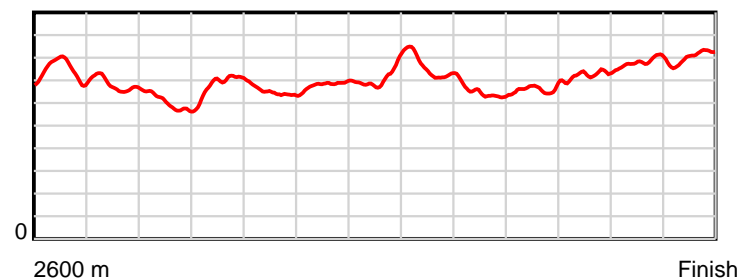
0.6 s Stride duration



20 m/sec Speed



100 % Stride efficiency



Note: Horizontal distance axis grid lines are 200m furlongs.

Disclaimer.

HRNZ and NZMTC and Thoroughbred Ratings Pty Ltd accepts no responsibility for the completeness or accuracy of any of the information contained herein, and makes no representations about its suitability for any particular purpose. Users should make their own judgements about those matters and/or seek independent advice. You assume all risks associated with use of the data provided on this page.



Race Results



April 06, 2018, Race 6, RESOURCE RECYCLING TECHNOLOGIES SUPERSTARS CHAMPIONSHIP(MOB), Distance 2600m, Addington - Survey 3200m

Result	TAB no.	Horse (Barrier)	2600 to	2400m to
3rd	1	Billy Badger (1)	2400m	2200m
		Position in running (margin)	-	1(0.0)
		Sectional time (s)	13.62	15.34
		Cumulative time (s)	193.62	180.00
		Speed (m/s)	14.69	13.04
		Stride length (m)	6.61	6.29
		Stride duration (s)	0.445	0.482
		Stride efficiency (%)	68.21	61.79
		Stride count	30.27	31.81

Disclaimer.

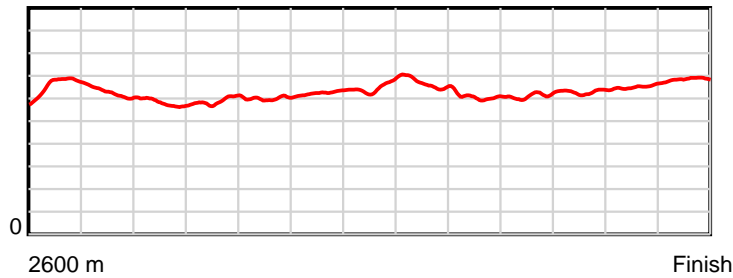
HRNZ and NZMTC and Thoroughbred Ratings Pty Ltd accepts no responsibility for the completeness or accuracy of any of the information contained herein, and makes no representations about its suitability for any particular purpose. Users should make their own judgements about those matters and/or seek independent advice. You assume all risks associated with use of the data provided on this page.

Race Results

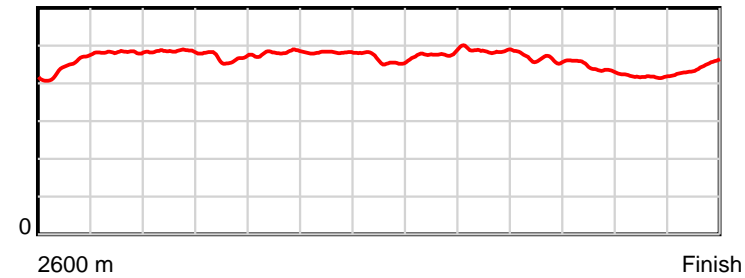
April 06, 2018, Race 6, RESOURCE RECYCLING TECHNOLOGIES SUPERSTARS CHAMPIONSHIP(MOB), Distance 2600m, Addington - Survey 3200m

Result	TAB no.	Horse (Barrier)	2200m to	2000m to	1800m to	1600m to	1400m to	1200m to	1000m to	800m to	600m to	400m to	200m to	Total or	Margin
3rd	1	Billy Badger (1)	2000m	1800m	1600m	1400m	1200m	1000m	800m	600m	400m	200m	WP	Average	
		Position in running (margin)	1(0.0)	1(0.0)	2(2.0)	2(2.1)	2(1.9)	3(2.2)	3(2.9)	3(4.4)	3(2.1)	2(1.5)	2(1.7)		3.00
		Sectional time (s)	16.83	15.98	16.24	15.42	14.30	14.30	16.23	15.26	14.31	12.81	12.98		
		Cumulative time (s)	164.66	147.83	131.85	115.61	100.19	85.89	71.59	55.36	40.10	25.79	12.98	3:13.62	
		Speed (m/s)	11.88	12.52	12.32	12.97	13.99	13.99	12.32	13.11	13.98	15.61	15.41	13.43	
		Stride length (m)	5.77	5.87	5.92	6.25	6.49	6.69	6.00	6.11	6.19	6.53	6.84	6.26	
		Stride duration (s)	0.485	0.469	0.481	0.482	0.464	0.478	0.487	0.466	0.443	0.418	0.444	0.466	
		Stride efficiency (%)	51.94	53.82	54.83	61.02	65.73	69.87	56.23	58.31	59.82	66.72	73.08	61.14	
		Stride count	34.69	34.08	33.77	32.01	30.84	29.91	33.34	32.74	32.33	30.61	29.25	415.65	

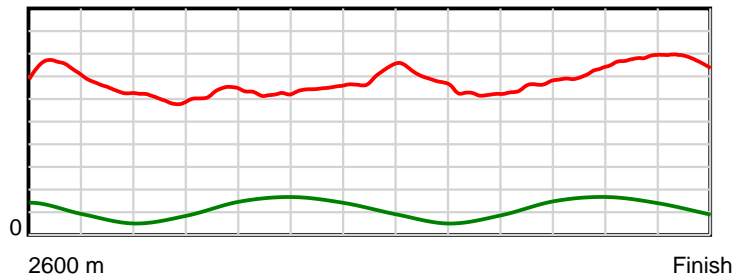
10 m Stride length



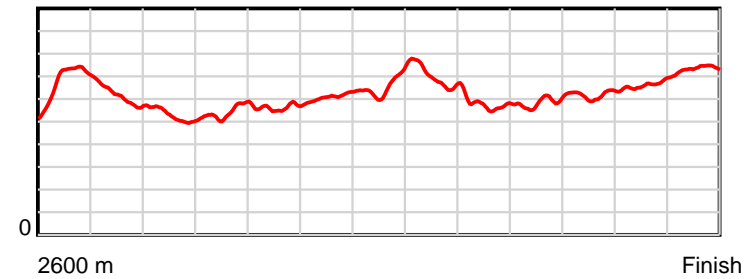
0.6 s Stride duration



20 m/sec Speed



100 % Stride efficiency



Note: Horizontal distance axis grid lines are 200m furlongs.

Disclaimer.

HRNZ and NZMTC and Thoroughbred Ratings Pty Ltd accepts no responsibility for the completeness or accuracy of any of the information contained herein, and makes no representations about its suitability for any particular purpose. Users should make their own judgements about those matters and/or seek independent advice. You assume all risks associated with use of the data provided on this page.



Race Results



April 06, 2018, Race 6, RESOURCE RECYCLING TECHNOLOGIES SUPERSTARS CHAMPIONSHIP(MOB), Distance 2600m, Addington - Survey 3200m

Result	TAB no.	Horse (Barrier)	2600 to	2400m to
4th	6	Raukapuka Rule... (5)	2400m	2200m
		Position in running (margin)	-	5(8.0)
		Sectional time (s)	14.77	15.51
		Cumulative time (s)	194.25	179.48
		Speed (m/s)	13.54	12.89
		Stride length (m)	6.34	6.18
		Stride duration (s)	0.468	0.479
		Stride efficiency (%)	62.73	59.62
		Stride count	31.57	32.38

Disclaimer.

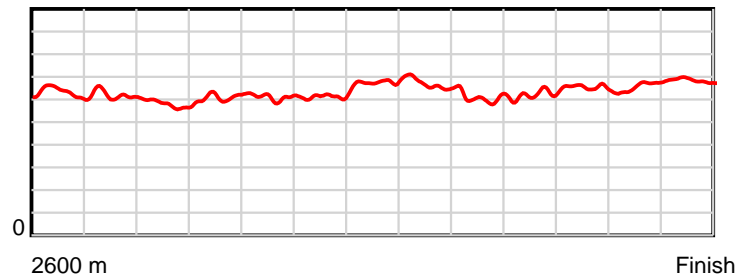
HRNZ and NZMTC and Thoroughbred Ratings Pty Ltd accepts no responsibility for the completeness or accuracy of any of the information contained herein, and makes no representations about its suitability for any particular purpose. Users should make their own judgements about those matters and/or seek independent advice. You assume all risks associated with use of the data provided on this page.

Race Results

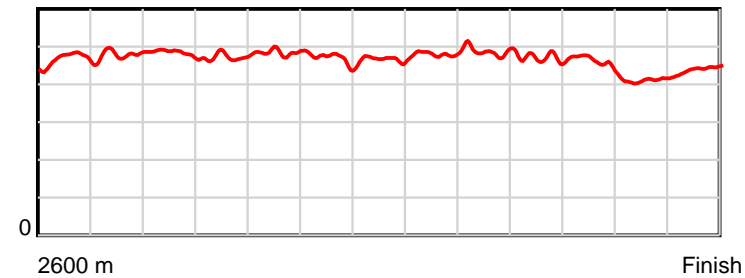
April 06, 2018, Race 6, RESOURCE RECYCLING TECHNOLOGIES SUPERSTARS CHAMPIONSHIP(MOB), Distance 2600m, Addington - Survey 3200m

Result	TAB no.	Horse (Barrier)	2200m to	2000m to	1800m to	1600m to	1400m to	1200m to	1000m to	800m to	600m to	400m to	200m to	Total or	Margin
4th	6	Raukapuka Rule... (5)	2000m	1800m	1600m	1400m	1200m	1000m	800m	600m	400m	200m	WP	Average	
		Position in running (margin)	5(8.9)	5(8.8)	5(8.6)	5(8.2)	6(7.2)	5(4.6)	5(6.9)	6(7.9)	6(5.2)	6(5.2)	4(5.3)		6.50
		Sectional time (s)	16.80	15.62	16.17	15.27	13.82	14.56	16.16	15.19	14.43	12.78	13.17		
		Cumulative time (s)	163.97	147.17	131.55	115.38	100.11	86.29	71.73	55.57	40.38	25.95	13.17	3:14.25	
		Speed (m/s)	11.90	12.80	12.37	13.10	14.47	13.74	12.38	13.17	13.86	15.65	15.19	13.38	
		Stride length (m)	5.76	6.05	6.00	6.13	6.77	6.60	6.04	6.19	6.37	6.43	6.70	6.26	
		Stride duration (s)	0.484	0.472	0.485	0.468	0.467	0.480	0.488	0.470	0.459	0.411	0.441	0.468	
		Stride efficiency (%)	51.85	57.16	56.25	58.77	71.53	68.04	57.08	59.78	63.41	64.64	70.14	61.24	
		Stride count	34.72	33.07	33.34	32.61	29.56	30.31	33.09	32.34	31.40	31.10	29.85	415.34	

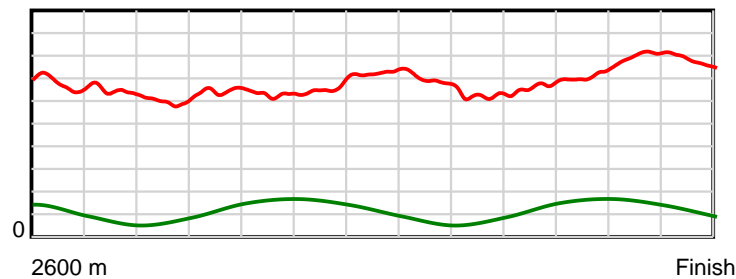
10 m Stride length



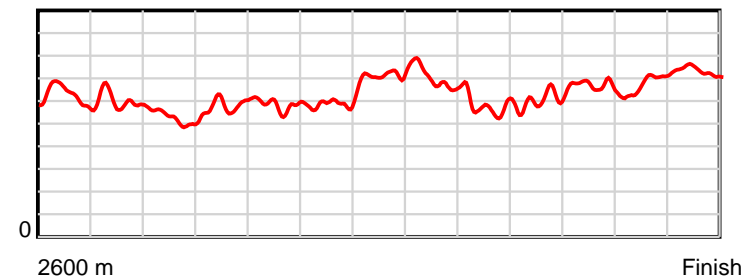
0.6 s Stride duration



20 m/sec Speed



100 % Stride efficiency



Note: Horizontal distance axis grid lines are 200m furlongs.

Disclaimer.

HRNZ and NZMTC and Thoroughbred Ratings Pty Ltd accepts no responsibility for the completeness or accuracy of any of the information contained herein, and makes no representations about its suitability for any particular purpose. Users should make their own judgements about those matters and/or seek independent advice. You assume all risks associated with use of the data provided on this page.



Race Results



April 06, 2018, Race 6, RESOURCE RECYCLING TECHNOLOGIES SUPERSTARS CHAMPIONSHIP(MOB), Distance 2600m, Addington - Survey 3200m

Result	TAB no.	Horse (Barrier)	2600 to	2400m to
5th	2	James Dean (2)	2400m	2200m
		Position in running (margin)	-	2(1.9)
		Sectional time (s)	13.81	15.42
		Cumulative time (s)	194.36	180.55
		Speed (m/s)	14.48	12.97
		Stride length (m)	6.16	5.88
		Stride duration (s)	0.425	0.453
		Stride efficiency (%)	59.26	53.97
		Stride count	32.48	34.03

Disclaimer.

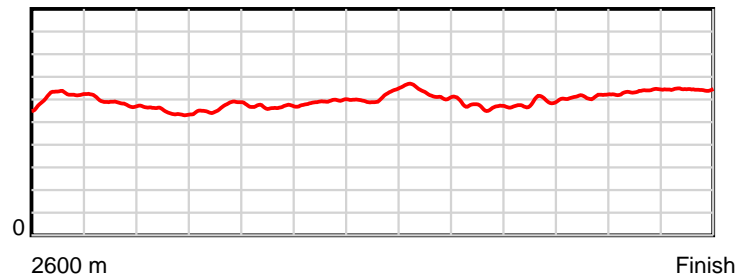
HRNZ and NZMTC and Thoroughbred Ratings Pty Ltd accepts no responsibility for the completeness or accuracy of any of the information contained herein, and makes no representations about its suitability for any particular purpose. Users should make their own judgements about those matters and/or seek independent advice. You assume all risks associated with use of the data provided on this page.

Race Results

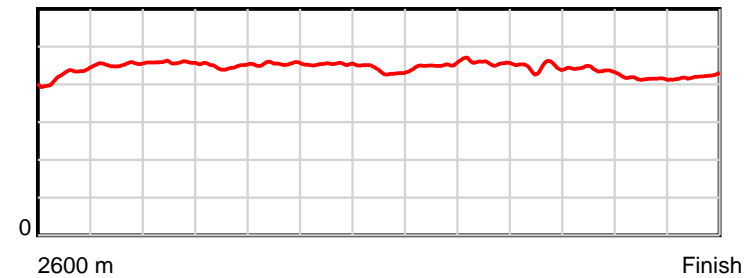
April 06, 2018, Race 6, RESOURCE RECYCLING TECHNOLOGIES SUPERSTARS CHAMPIONSHIP(MOB), Distance 2600m, Addington - Survey 3200m

Result	TAB no.	Horse (Barrier)	2200m to	2000m to	1800m to	1600m to	1400m to	1200m to	1000m to	800m to	600m to	400m to	200m to	Total or	Margin
5th	2	James Dean (2)	2000m	1800m	1600m	1400m	1200m	1000m	800m	600m	400m	200m	WP	Average	
		Position in running (margin)	2(2.3)	2(2.1)	3(3.8)	3(3.9)	3(3.8)	4(4.2)	4(5.1)	4(6.2)	5(3.8)	5(3.9)	6(7.1)		7.10
		Sectional time (s)	16.78	15.94	16.26	15.41	14.32	14.32	16.17	15.25	14.42	13.31	12.95		
		Cumulative time (s)	165.13	148.35	132.41	116.15	100.74	86.42	72.10	55.93	40.68	26.26	12.95	3:14.36	
		Speed (m/s)	11.92	12.55	12.30	12.98	13.97	13.97	12.37	13.11	13.87	15.03	15.44	13.38	
		Stride length (m)	5.46	5.63	5.59	5.88	6.11	6.29	5.67	5.85	6.09	6.23	6.51	5.93	
		Stride duration (s)	0.458	0.448	0.454	0.453	0.437	0.451	0.458	0.446	0.439	0.415	0.421	0.444	
		Stride efficiency (%)	46.61	49.45	48.82	54.08	58.31	61.87	50.15	53.50	57.94	60.74	66.13	55.03	
		Stride count	36.62	35.55	35.78	34.00	32.74	31.79	35.30	34.18	32.85	32.08	30.74	438.14	

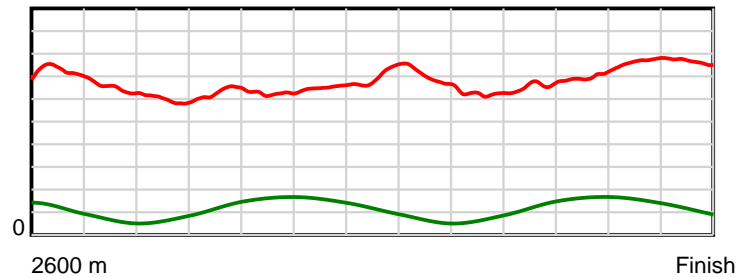
10 m Stride length



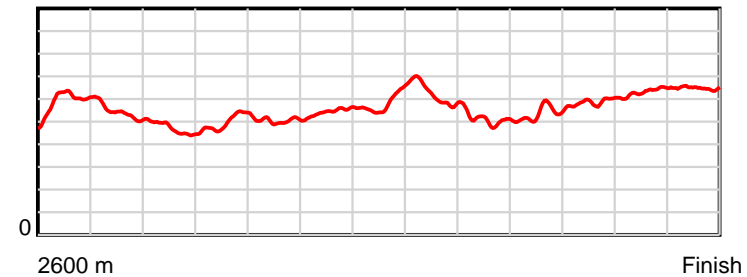
0.6 s Stride duration



20 m/sec Speed



100 % Stride efficiency



Note: Horizontal distance axis grid lines are 200m furlongs.

Disclaimer.

HRNZ and NZMTC and Thoroughbred Ratings Pty Ltd accepts no responsibility for the completeness or accuracy of any of the information contained herein, and makes no representations about its suitability for any particular purpose. Users should make their own judgements about those matters and/or seek independent advice. You assume all risks associated with use of the data provided on this page.



Race Results



April 06, 2018, Race 6, RESOURCE RECYCLING TECHNOLOGIES SUPERSTARS CHAMPIONSHIP(MOB), Distance 2600m, Addington - Survey 3200m

Result	TAB no.	Horse (Barrier)	2600 to	2400m to
6th	4	Micky Gee (3)	2400m	2200m
		Position in running (margin)	-	3(4.0)
		Sectional time (s)	14.28	15.51
		Cumulative time (s)	194.49	180.21
		Speed (m/s)	14.01	12.89
		Stride length (m)	6.29	6.13
		Stride duration (s)	0.445	0.475
		Stride efficiency (%)	61.81	58.64
		Stride count	31.80	32.65

Disclaimer.

HRNZ and NZMTC and Thoroughbred Ratings Pty Ltd accepts no responsibility for the completeness or accuracy of any of the information contained herein, and makes no representations about its suitability for any particular purpose. Users should make their own judgements about those matters and/or seek independent advice. You assume all risks associated with use of the data provided on this page.

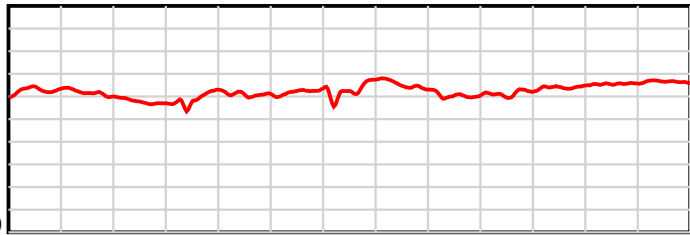
Race Results

April 06, 2018, Race 6, RESOURCE RECYCLING TECHNOLOGIES SUPERSTARS CHAMPIONSHIP(MOB), Distance 2600m, Addington - Survey 3200m

Result	TAB no.	Horse (Barrier)	2200m to	2000m to	1800m to	1600m to	1400m to	1200m to	1000m to	800m to	600m to	400m to	200m to	Total or	Margin
6th	4	Micky Gee (3)	2000m	1800m	1600m	1400m	1200m	1000m	800m	600m	400m	200m	WP	Average	
		Position in running (margin)	3(5.0)	3(5.2)	4(6.7)	4(6.3)	4(5.5)	6(6.5)	6(9.0)	5(6.8)	4(3.3)	4(3.4)	5(6.1)		7.80
		Sectional time (s)	16.86	15.91	16.17	15.30	14.42	14.59	15.61	15.08	14.43	13.21	13.12		
		Cumulative time (s)	164.70	147.84	131.93	115.76	100.46	86.04	71.45	55.84	40.76	26.33	13.12	3:14.49	
		Speed (m/s)	11.86	12.57	12.37	13.07	13.87	13.71	12.81	13.26	13.86	15.14	15.24	13.37	
		Stride length (m)	5.77	5.87	5.96	6.25	6.26	6.41	5.97	6.14	6.28	6.47	6.64	6.18	
		Stride duration (s)	0.486	0.467	0.482	0.478	0.452	0.468	0.466	0.463	0.453	0.427	0.436	0.462	
		Stride efficiency (%)	51.94	53.86	55.45	61.00	61.30	64.26	55.67	58.94	61.71	65.32	68.95	59.64	
		Stride count	34.69	34.07	33.57	32.01	31.93	31.19	33.51	32.57	31.83	30.93	30.11	420.86	

10 m

Stride length

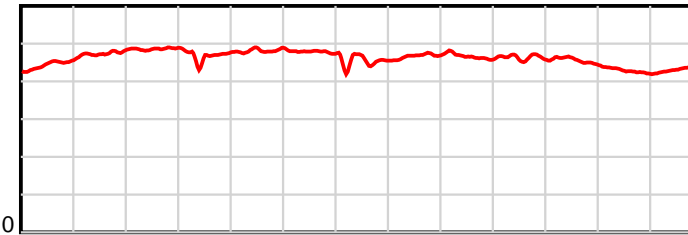


2600 m

Finish

0.6 s

Stride duration

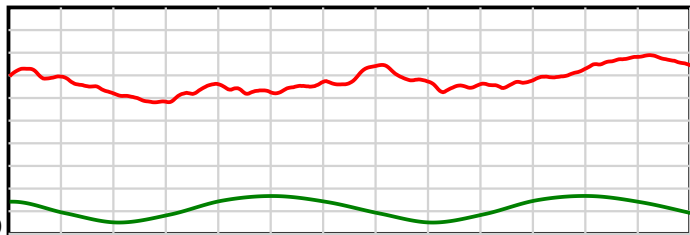


2600 m

Finish

20 m/sec

Speed

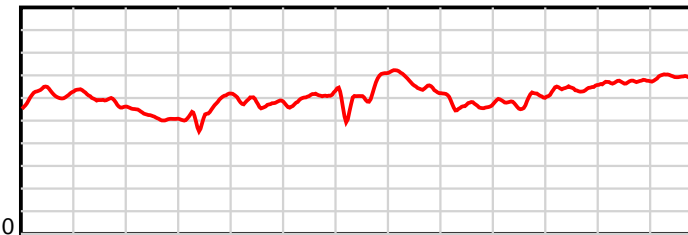


2600 m

Finish

100 %

Stride efficiency



2600 m

Finish

Note: Horizontal distance axis grid lines are 200m furlongs.

Disclaimer.

HRNZ and NZMTC and Thoroughbred Ratings Pty Ltd accepts no responsibility for the completeness or accuracy of any of the information contained herein, and makes no representations about its suitability for any particular purpose. Users should make their own judgements about those matters and/or seek independent advice. You assume all risks associated with use of the data provided on this page.