



Race Results

NZ Metropolitan Trotting Club Inc, HRNZ, April 06, 2018

Compilation date: April 6, 2018, 8:51:39 PM (NZST)

Copyright © 2018 HRNZ and NZMTC. All rights reserved.

Trademarks.

StrideMASTER is a registered trademark of Thoroughbred Ratings Pty Ltd.

Disclaimer.

HRNZ and NZMTC and Thoroughbred Ratings Pty Ltd accepts no responsibility for the completeness or accuracy of any of the information contained herein, and makes no representations about its suitability for any particular purpose. Users should make their own judgements about those matters and/or seek independent advice. You assume all risks associated with use of the data provided on this page.



Race Results



April 06, 2018, Race 7, FRED SHAW MEMORIAL NEW ZEALAND TROTTING CHAMPIONSHIP (MOB), Distance 2600m, Addington - Survey 3200m

Result	TAB no.	Horse (Barrier)	2600 to	2400m to
1st	3	Speeding Spur (3)	2400m	2200m
		Position in running (margin)	-	1(0.0)
		Sectional time (s)	12.67	15.08
		Cumulative time (s)	197.98	185.31
		Speed (m/s)	15.78	13.26
		Stride length (m)	6.58	6.30
		Stride duration (s)	0.419	0.475
		Stride efficiency (%)	67.75	62.06
		Stride count	30.37	31.74

Disclaimer.

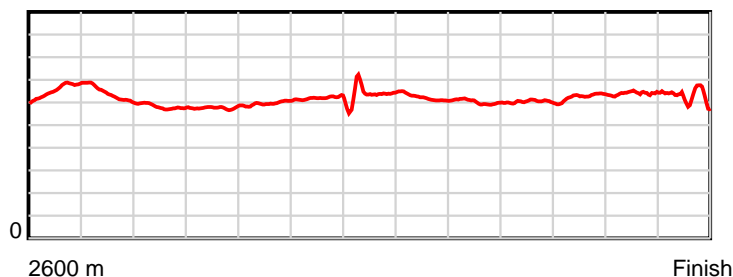
HRNZ and NZMTC and Thoroughbred Ratings Pty Ltd accepts no responsibility for the completeness or accuracy of any of the information contained herein, and makes no representations about its suitability for any particular purpose. Users should make their own judgements about those matters and/or seek independent advice. You assume all risks associated with use of the data provided on this page.

Race Results

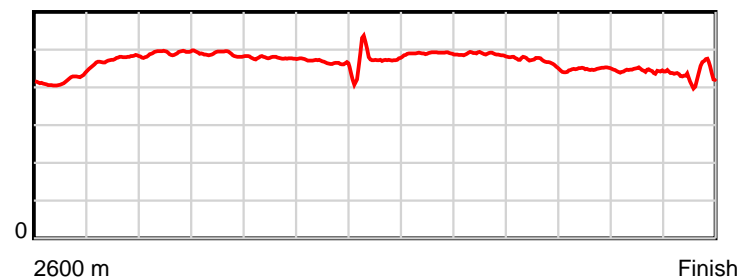
April 06, 2018, Race 7, FRED SHAW MEMORIAL NEW ZEALAND TROTTING CHAMPIONSHIP (MOB), Distance 2600m, Addington - Survey 3200m

Result	TAB no.	Horse (Barrier)	2200m to	2000m to	1800m to	1600m to	1400m to	1200m to	1000m to	800m to	600m to	400m to	200m to	Total or	Margin
1st	3	Speeding Spur (3)	2000m	1800m	1600m	1400m	1200m	1000m	800m	600m	400m	200m	WP	Average	
		Position in running (margin)	1(0.0)	1(0.0)	1(0.0)	1(0.0)	1(0.0)	1(0.0)	1(0.0)	1(0.0)	1(0.0)	1(0.0)	1(0.0)		0.00
		Sectional time (s)	16.89	17.00	16.14	15.18	14.85	15.86	16.25	15.64	14.43	13.94	14.05		
		Cumulative time (s)	170.23	153.34	136.34	120.20	105.02	90.17	74.31	58.06	42.42	27.99	14.05	3:17.98	
		Speed (m/s)	11.84	11.76	12.39	13.18	13.47	12.61	12.31	12.79	13.86	14.35	14.23	13.13	
		Stride length (m)	5.82	5.74	5.92	6.14	6.32	6.19	6.00	6.00	6.21	6.32	6.04	6.11	
		Stride duration (s)	0.492	0.488	0.478	0.466	0.469	0.491	0.487	0.469	0.448	0.441	0.425	0.466	
		Stride efficiency (%)	52.99	51.54	54.80	58.92	62.39	59.85	56.23	56.21	60.22	62.50	57.07	58.43	
		Stride count	34.34	34.82	33.77	32.57	31.65	32.32	33.34	33.35	32.22	31.62	33.09	425.20	

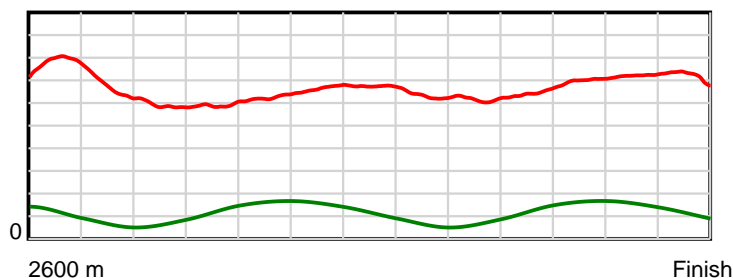
10 m Stride length



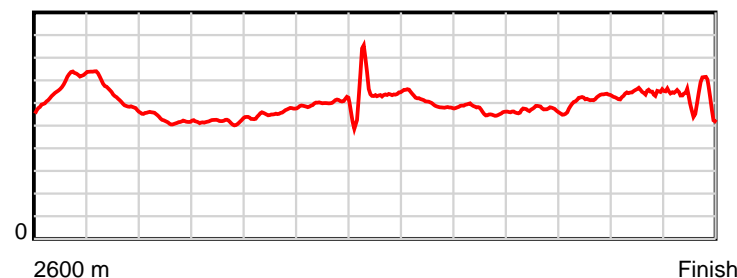
0.6 s Stride duration



20 m/sec Speed



100 % Stride efficiency



Note: Horizontal distance axis grid lines are 200m furlongs.

Disclaimer.

HRNZ and NZMTC and Thoroughbred Ratings Pty Ltd accepts no responsibility for the completeness or accuracy of any of the information contained herein, and makes no representations about its suitability for any particular purpose. Users should make their own judgements about those matters and/or seek independent advice. You assume all risks associated with use of the data provided on this page.



Race Results



April 06, 2018, Race 7, FRED SHAW MEMORIAL NEW ZEALAND TROTTING CHAMPIONSHIP (MOB), Distance 2600m, Addington - Survey 3200m

Result	TAB no.	Horse (Barrier)	2600 to	2400m to
2nd	10	Enghien (10)	2400m	2200m
		Position in running (margin)	-	13(16.0)
		Sectional time (s)	15.35	15.65
		Cumulative time (s)	197.99	182.64
		Speed (m/s)	13.03	12.78
		Stride length (m)	5.95	6.07
		Stride duration (s)	0.439	0.475
		Stride efficiency (%)	55.25	57.65
		Stride count	33.64	32.93

Disclaimer.

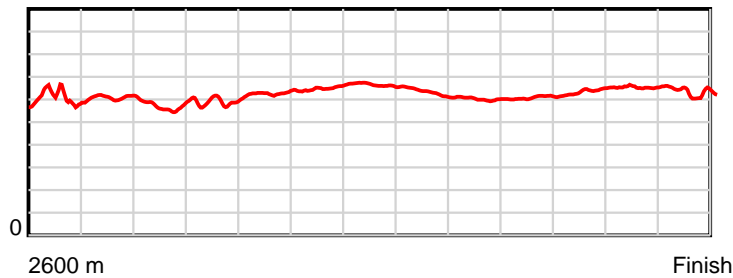
HRNZ and NZMTC and Thoroughbred Ratings Pty Ltd accepts no responsibility for the completeness or accuracy of any of the information contained herein, and makes no representations about its suitability for any particular purpose. Users should make their own judgements about those matters and/or seek independent advice. You assume all risks associated with use of the data provided on this page.

Race Results

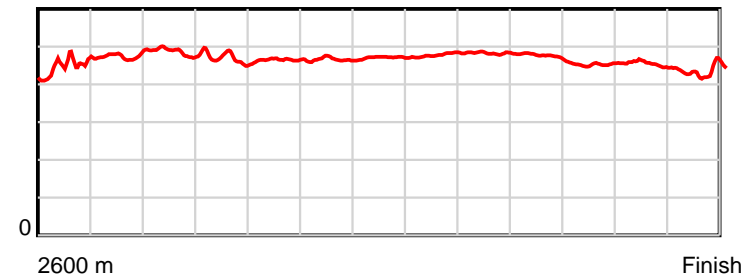
April 06, 2018, Race 7, FRED SHAW MEMORIAL NEW ZEALAND TROTTING CHAMPIONSHIP (MOB), Distance 2600m, Addington - Survey 3200m

Result	TAB no.	Horse (Barrier)	2200m to	2000m to	1800m to	1600m to	1400m to	1200m to	1000m to	800m to	600m to	400m to	200m to	Total or	Margin
2nd	10	Enghien (10)	2000m	1800m	1600m	1400m	1200m	1000m	800m	600m	400m	200m	WP	Average	
		Position in running (margin)	13(19.4)	13(20.6)	13(14.1)	12(9.0)	10(6.6)	4(2.7)	2(1.0)	2(0.8)	2(0.2)	2(0.6)		0.00	
		Sectional time (s)	17.10	15.93	15.29	14.77	14.21	15.57	16.22	15.52	14.45	14.00	13.93		
		Cumulative time (s)	166.99	149.89	133.96	118.67	103.90	89.69	74.12	57.90	42.38	27.93	13.93	3:17.99	
		Speed (m/s)	11.70	12.55	13.08	13.54	14.07	12.85	12.33	12.89	13.84	14.29	14.36	13.13	
		Stride length (m)	5.68	5.91	6.07	6.30	6.64	6.14	5.95	6.11	6.26	6.46	6.24	6.13	
		Stride duration (s)	0.486	0.471	0.464	0.465	0.472	0.478	0.483	0.475	0.452	0.452	0.434	0.467	
		Stride efficiency (%)	50.46	54.62	57.65	62.05	68.85	58.91	55.31	58.43	61.25	65.25	60.79	58.69	
		Stride count	35.19	33.83	32.93	31.74	30.13	32.57	33.62	32.71	31.95	30.95	32.07	424.26	

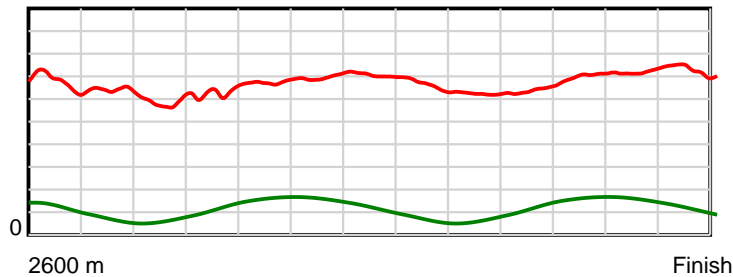
10 m Stride length



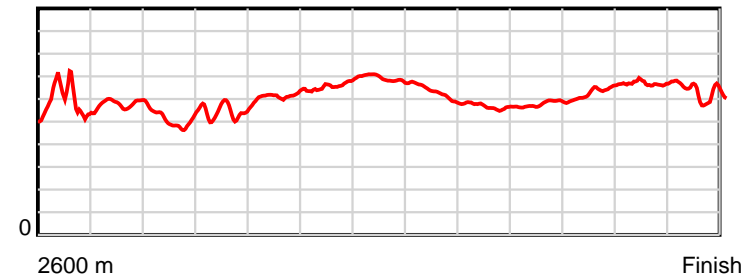
0.6 s Stride duration



20 m/sec Speed



100 % Stride efficiency



Note: Horizontal distance axis grid lines are 200m furlongs.

Disclaimer.

HRNZ and NZMTC and Thoroughbred Ratings Pty Ltd accepts no responsibility for the completeness or accuracy of any of the information contained herein, and makes no representations about its suitability for any particular purpose. Users should make their own judgements about those matters and/or seek independent advice. You assume all risks associated with use of the data provided on this page.



Race Results



April 06, 2018, Race 7, FRED SHAW MEMORIAL NEW ZEALAND TROTTING CHAMPIONSHIP (MOB), Distance 2600m, Addington - Survey 3200m

Result	TAB no.	Horse (Barrier)	2600 to	2400m to
3rd	4	Destiny Jones (4)	2400m	2200m
		Position in running (margin)	-	6(5.4)
		Sectional time (s)	13.69	15.54
		Cumulative time (s)	198.11	184.42
		Speed (m/s)	14.61	12.87
		Stride length (m)	6.88	6.58
		Stride duration (s)	0.467	0.512
		Stride efficiency (%)	73.97	67.71
		Stride count	29.07	30.38

Disclaimer.

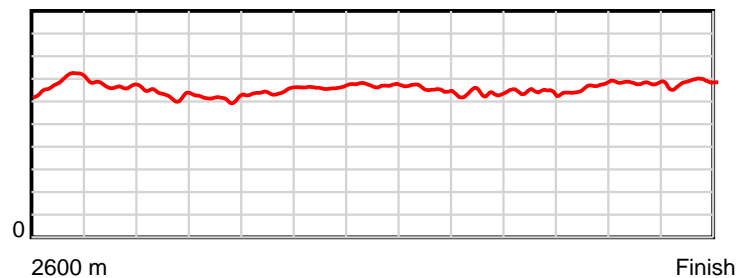
HRNZ and NZMTC and Thoroughbred Ratings Pty Ltd accepts no responsibility for the completeness or accuracy of any of the information contained herein, and makes no representations about its suitability for any particular purpose. Users should make their own judgements about those matters and/or seek independent advice. You assume all risks associated with use of the data provided on this page.

Race Results

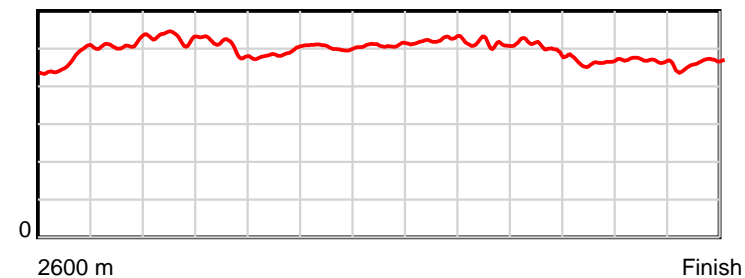
April 06, 2018, Race 7, FRED SHAW MEMORIAL NEW ZEALAND TROTTING CHAMPIONSHIP (MOB), Distance 2600m, Addington - Survey 3200m

Result	TAB no.	Horse (Barrier)	2200m to	2000m to	1800m to	1600m to	1400m to	1200m to	1000m to	800m to	600m to	400m to	200m to	Total or	Margin
3rd	4	Destiny Jones (4)	2000m	1800m	1600m	1400m	1200m	1000m	800m	600m	400m	200m	WP	Average	
		Position in running (margin)	7(8.2)	8(9.3)	5(5.4)	2(1.7)	4(2.8)	7(4.6)	8(6.3)	8(6.4)	9(5.9)	7(4.3)	5(3.5)		0.70
		Sectional time (s)	17.08	16.36	15.53	15.37	15.15	16.14	16.26	15.55	14.16	13.81	13.47		
		Cumulative time (s)	168.88	151.80	135.44	119.91	104.54	89.39	73.25	56.99	41.44	27.28	13.47	3:18.11	
		Speed (m/s)	11.71	12.22	12.88	13.01	13.20	12.39	12.30	12.86	14.12	14.48	14.85	13.12	
		Stride length (m)	6.20	6.18	6.29	6.55	6.73	6.48	6.30	6.45	6.55	6.76	6.84	6.51	
		Stride duration (s)	0.530	0.505	0.489	0.503	0.510	0.523	0.513	0.502	0.464	0.466	0.461	0.496	
		Stride efficiency (%)	60.13	59.59	61.92	66.98	70.73	65.65	62.07	65.10	66.99	71.34	73.16	66.32	
		Stride count	32.24	32.39	31.77	30.55	29.73	30.86	31.73	30.99	30.55	29.60	29.23	399.09	

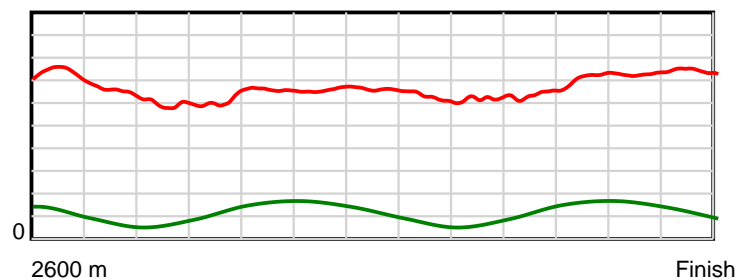
10 m Stride length



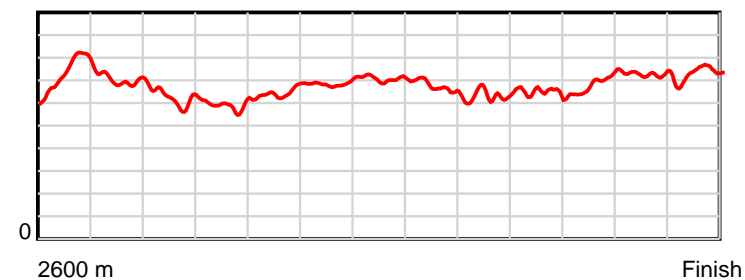
0.6 s Stride duration



20 m/sec Speed



100 % Stride efficiency



Note: Horizontal distance axis grid lines are 200m furlongs.

Disclaimer.

HRNZ and NZMTC and Thoroughbred Ratings Pty Ltd accepts no responsibility for the completeness or accuracy of any of the information contained herein, and makes no representations about its suitability for any particular purpose. Users should make their own judgements about those matters and/or seek independent advice. You assume all risks associated with use of the data provided on this page.



Race Results



April 06, 2018, Race 7, FRED SHAW MEMORIAL NEW ZEALAND TROTTING CHAMPIONSHIP (MOB), Distance 2600m, Addington - Survey 3200m

Result	TAB no.	Horse (Barrier)	2600 to	2400m to
4th	5	Temporale (5)	2400m	2200m
		Position in running (margin)	-	3(2.8)
		Sectional time (s)	13.33	15.33
		Cumulative time (s)	198.14	184.81
		Speed (m/s)	15.00	13.05
		Stride length (m)	6.24	6.04
		Stride duration (s)	0.409	0.463
		Stride efficiency (%)	60.86	56.97
		Stride count	32.05	33.12

Disclaimer.

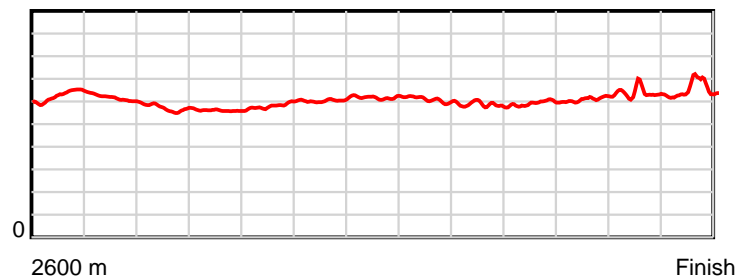
HRNZ and NZMTC and Thoroughbred Ratings Pty Ltd accepts no responsibility for the completeness or accuracy of any of the information contained herein, and makes no representations about its suitability for any particular purpose. Users should make their own judgements about those matters and/or seek independent advice. You assume all risks associated with use of the data provided on this page.

Race Results

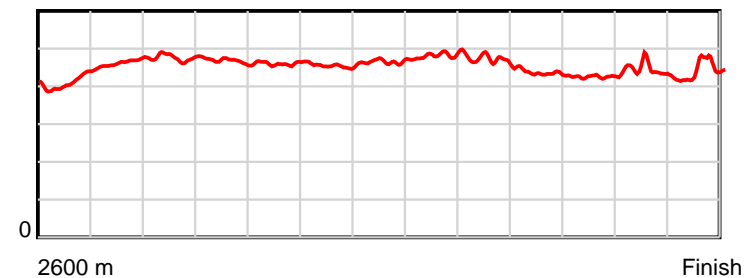
April 06, 2018, Race 7, FRED SHAW MEMORIAL NEW ZEALAND TROTTING CHAMPIONSHIP (MOB), Distance 2600m, Addington - Survey 3200m

Result	TAB no.	Horse (Barrier)	2200m to	2000m to	1800m to	1600m to	1400m to	1200m to	1000m to	800m to	600m to	400m to	200m to	Total or	Margin
4th	5	Temporale (5)	2000m	1800m	1600m	1400m	1200m	1000m	800m	600m	400m	200m	WP	Average	
		Position in running (margin)	3(4.3)	4(5.2)	3(3.9)	6(4.1)	7(4.6)	9(6.5)	9(8.3)	10(8.4)	4(2.4)	3(1.6)	4(3.0)		0.90
		Sectional time (s)	17.05	16.79	16.18	15.27	15.15	16.18	16.26	14.64	14.29	14.18	13.49		
		Cumulative time (s)	169.48	152.43	135.64	119.46	104.19	89.04	72.86	56.60	41.96	27.67	13.49	3:18.14	
		Speed (m/s)	11.73	11.91	12.36	13.10	13.20	12.36	12.30	13.66	14.00	14.10	14.83	13.12	
		Stride length (m)	5.58	5.57	5.70	5.95	6.15	5.97	5.77	5.95	5.96	6.21	6.50	5.96	
		Stride duration (s)	0.476	0.467	0.461	0.455	0.466	0.483	0.469	0.435	0.426	0.440	0.439	0.454	
		Stride efficiency (%)	48.64	48.47	50.76	55.38	59.06	55.78	51.97	55.23	55.48	60.31	66.09	55.45	
		Stride count	35.85	35.91	35.09	33.60	32.53	33.48	34.68	33.64	33.57	32.19	30.75	436.46	

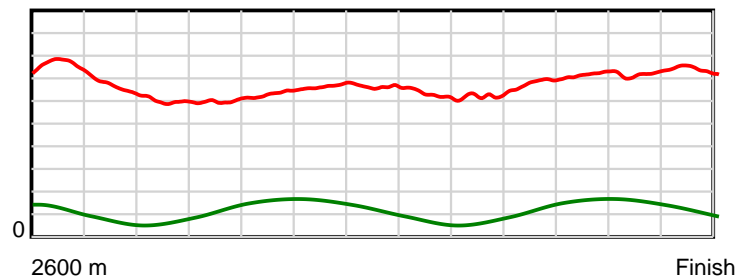
10 m Stride length



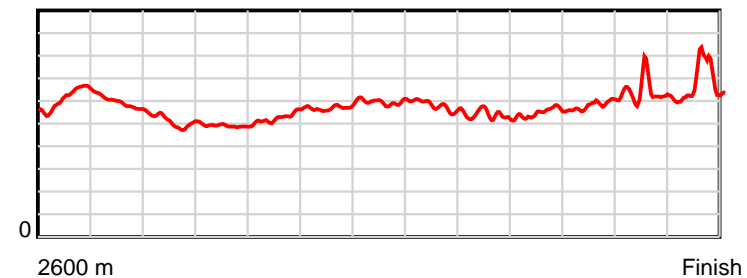
0.6 s Stride duration



20 m/sec Speed



100 % Stride efficiency



Note: Horizontal distance axis grid lines are 200m furlongs.

Disclaimer.

HRNZ and NZMTC and Thoroughbred Ratings Pty Ltd accepts no responsibility for the completeness or accuracy of any of the information contained herein, and makes no representations about its suitability for any particular purpose. Users should make their own judgements about those matters and/or seek independent advice. You assume all risks associated with use of the data provided on this page.



Race Results



April 06, 2018, Race 7, FRED SHAW MEMORIAL NEW ZEALAND TROTTING CHAMPIONSHIP (MOB), Distance 2600m, Addington - Survey 3200m

Result	TAB no.	Horse (Barrier)	2600 to	2400m to
5th	8	Monty Python (8)	2400m	2200m
		Position in running (margin)	-	12(10.3)
		Sectional time (s)	14.58	15.07
		Cumulative time (s)	198.54	183.96
		Speed (m/s)	13.72	13.27
		Stride length (m)	6.59	6.38
		Stride duration (s)	0.475	0.481
		Stride efficiency (%)	67.81	63.57
		Stride count	30.36	31.36

Disclaimer.

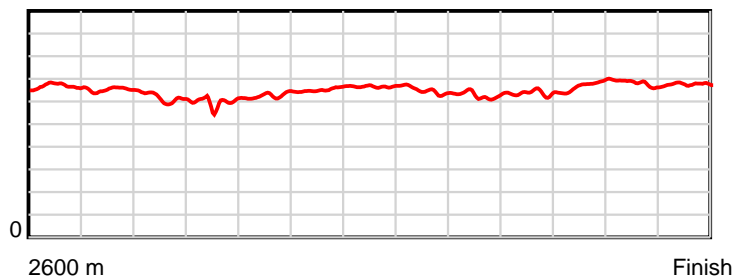
HRNZ and NZMTC and Thoroughbred Ratings Pty Ltd accepts no responsibility for the completeness or accuracy of any of the information contained herein, and makes no representations about its suitability for any particular purpose. Users should make their own judgements about those matters and/or seek independent advice. You assume all risks associated with use of the data provided on this page.

Race Results

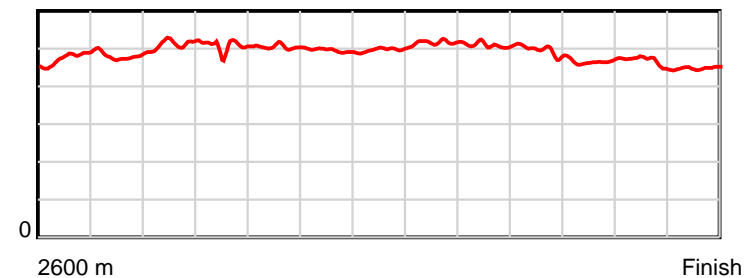
April 06, 2018, Race 7, FRED SHAW MEMORIAL NEW ZEALAND TROTTING CHAMPIONSHIP (MOB), Distance 2600m, Addington - Survey 3200m

Result	TAB no.	Horse (Barrier)	2200m to	2000m to	1800m to	1600m to	1400m to	1200m to	1000m to	800m to	600m to	400m to	200m to	Total or	Margin
5th	8	Monty Python (8)	2000m	1800m	1600m	1400m	1200m	1000m	800m	600m	400m	200m	WP	Average	
		Position in running (margin)	8(10.2)	7(8.3)	10(8.2)	11(7.4)	11(7.4)	10(7.4)	10(8.4)	9(7.6)	12(7.8)	10(5.9)	7(6.6)		3.10
		Sectional time (s)	16.57	16.99	16.00	15.19	14.85	16.04	16.12	15.68	14.11	14.05	13.29		
		Cumulative time (s)	168.89	152.32	135.33	119.33	104.14	89.29	73.25	57.13	41.45	27.34	13.29	3:18.54	
		Speed (m/s)	12.07	11.77	12.50	13.17	13.47	12.47	12.41	12.76	14.17	14.23	15.05	13.10	
		Stride length (m)	6.19	5.92	6.31	6.51	6.70	6.44	6.31	6.32	6.59	6.60	6.75	6.42	
		Stride duration (s)	0.513	0.503	0.505	0.495	0.498	0.517	0.509	0.495	0.465	0.464	0.449	0.491	
		Stride efficiency (%)	59.81	54.73	62.19	66.28	70.22	64.88	62.28	62.37	67.89	68.17	71.26	64.49	
		Stride count	32.33	33.80	31.70	30.71	29.84	31.04	31.68	31.66	30.34	30.28	29.62	404.72	

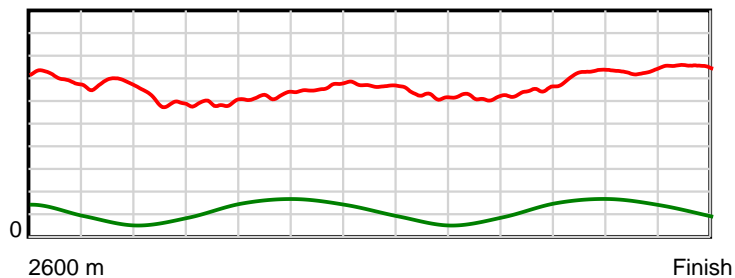
10 m Stride length



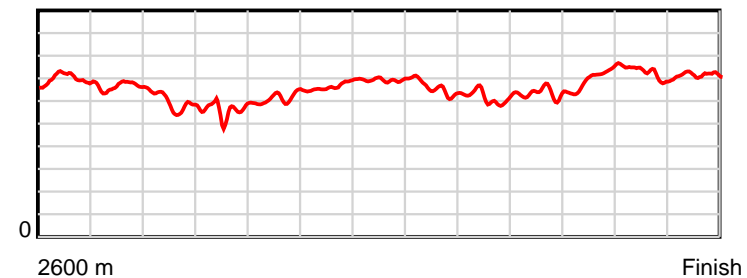
0.6 s Stride duration



20 m/sec Speed



100 % Stride efficiency



Note: Horizontal distance axis grid lines are 200m furlongs.

Disclaimer.

HRNZ and NZMTC and Thoroughbred Ratings Pty Ltd accepts no responsibility for the completeness or accuracy of any of the information contained herein, and makes no representations about its suitability for any particular purpose. Users should make their own judgements about those matters and/or seek independent advice. You assume all risks associated with use of the data provided on this page.



Race Results



April 06, 2018, Race 7, FRED SHAW MEMORIAL NEW ZEALAND TROTTING CHAMPIONSHIP (MOB), Distance 2600m, Addington - Survey 3200m

Result	TAB no.	Horse (Barrier)	2600 to	2400m to
6th	7	Everybody Know... (7)	2400m	2200m
		Position in running (margin)	-	10(8.0)
		Sectional time (s)	14.10	16.16
		Cumulative time (s)	198.60	184.50
		Speed (m/s)	14.18	12.38
		Stride length (m)	6.53	6.05
		Stride duration (s)	0.456	0.489
		Stride efficiency (%)	66.72	57.24
		Stride count	30.61	33.05

Disclaimer.

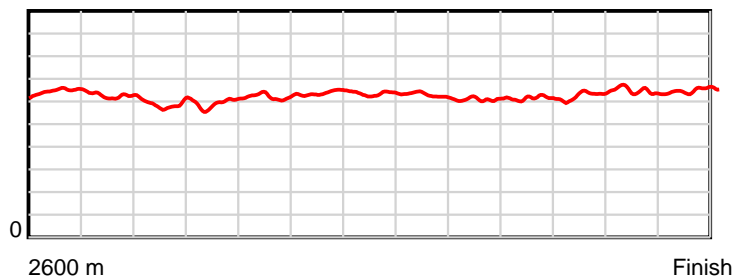
HRNZ and NZMTC and Thoroughbred Ratings Pty Ltd accepts no responsibility for the completeness or accuracy of any of the information contained herein, and makes no representations about its suitability for any particular purpose. Users should make their own judgements about those matters and/or seek independent advice. You assume all risks associated with use of the data provided on this page.

Race Results

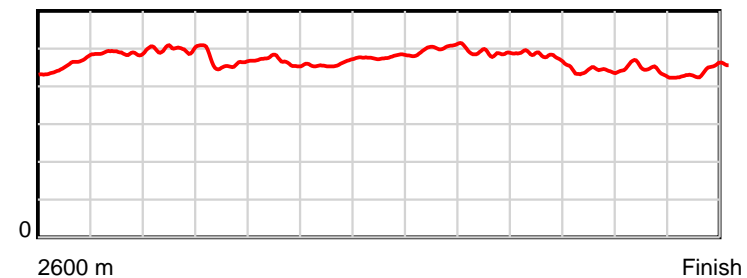
April 06, 2018, Race 7, FRED SHAW MEMORIAL NEW ZEALAND TROTTING CHAMPIONSHIP (MOB), Distance 2600m, Addington - Survey 3200m

Result	TAB no.	Horse (Barrier)	2200m to	2000m to	1800m to	1600m to	1400m to	1200m to	1000m to	800m to	600m to	400m to	200m to	Total or	Margin
6th	7	Everybody Know... (7)	2000m	1800m	1600m	1400m	1200m	1000m	800m	600m	400m	200m	WP	Average	
		Position in running (margin)	12(14.5)	11(15.8)	8(7.4)	3(2.7)	2(1.1)	5(2.8)	6(4.6)	6(4.7)	7(4.0)	5(3.6)	6(4.6)		3.40
		Sectional time (s)	17.11	15.61	15.36	14.91	15.13	16.16	16.27	15.52	14.36	14.10	13.81		
		Cumulative time (s)	168.34	151.23	135.62	120.26	105.35	90.22	74.06	57.79	42.27	27.91	13.81	3:18.60	
		Speed (m/s)	11.69	12.81	13.02	13.41	13.22	12.38	12.29	12.89	13.93	14.18	14.48	13.09	
		Stride length (m)	5.84	5.96	6.08	6.18	6.32	6.22	5.99	6.16	6.13	6.28	6.43	6.16	
		Stride duration (s)	0.499	0.465	0.467	0.461	0.478	0.503	0.487	0.478	0.440	0.443	0.444	0.471	
		Stride efficiency (%)	53.28	55.42	57.67	59.75	62.42	60.47	56.02	59.31	58.71	61.55	64.65	59.32	
		Stride count	34.25	33.59	32.92	32.34	31.65	32.15	33.40	32.46	32.63	31.87	31.09	422.01	

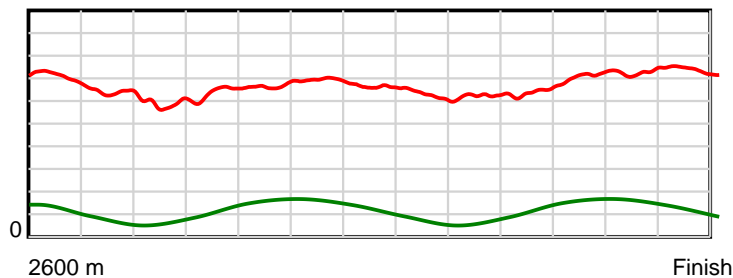
10 m Stride length



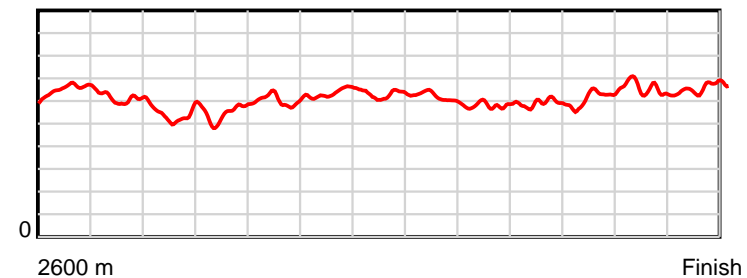
0.6 s Stride duration



20 m/sec Speed



100 % Stride efficiency



Note: Horizontal distance axis grid lines are 200m furlongs.

Disclaimer.

HRNZ and NZMTC and Thoroughbred Ratings Pty Ltd accepts no responsibility for the completeness or accuracy of any of the information contained herein, and makes no representations about its suitability for any particular purpose. Users should make their own judgements about those matters and/or seek independent advice. You assume all risks associated with use of the data provided on this page.



Race Results



April 06, 2018, Race 7, FRED SHAW MEMORIAL NEW ZEALAND TROTTING CHAMPIONSHIP (MOB), Distance 2600m, Addington - Survey 3200m

Result	TAB no.	Horse (Barrier)	2600 to	2400m to
7th	11	One Over Da Mo... (11)	2400m	2200m
		Position in running (margin)	-	7(6.2)
		Sectional time (s)	13.81	15.12
		Cumulative time (s)	198.98	185.17
		Speed (m/s)	14.48	13.23
		Stride length (m)	6.58	6.23
		Stride duration (s)	0.442	0.471
		Stride efficiency (%)	67.64	60.57
		Stride count	30.40	32.13

Disclaimer.

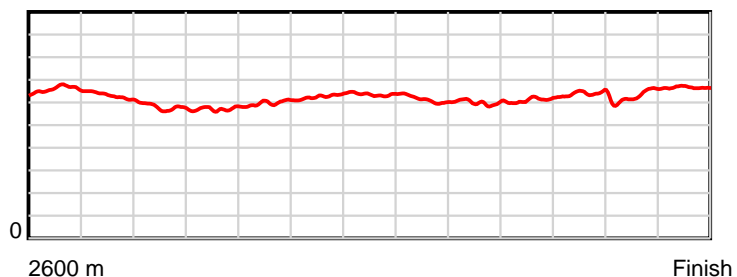
HRNZ and NZMTC and Thoroughbred Ratings Pty Ltd accepts no responsibility for the completeness or accuracy of any of the information contained herein, and makes no representations about its suitability for any particular purpose. Users should make their own judgements about those matters and/or seek independent advice. You assume all risks associated with use of the data provided on this page.

Race Results

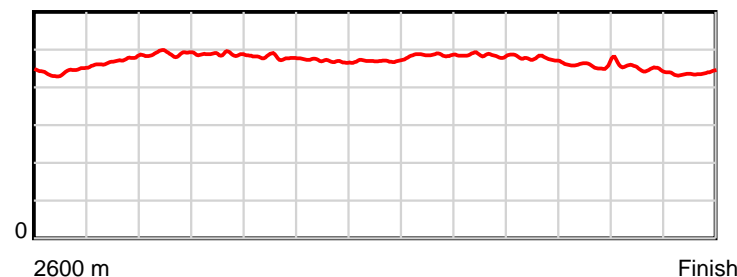
April 06, 2018, Race 7, FRED SHAW MEMORIAL NEW ZEALAND TROTTING CHAMPIONSHIP (MOB), Distance 2600m, Addington - Survey 3200m

Result	TAB no.	Horse (Barrier)	2200m to	2000m to	1800m to	1600m to	1400m to	1200m to	1000m to	800m to	600m to	400m to	200m to	Total or	Margin
7th	11	One Over Da Mo... (11)	2000m	1800m	1600m	1400m	1200m	1000m	800m	600m	400m	200m	WP	Average	
		Position in running (margin)	5(6.5)	5(6.2)	7(6.1)	8(5.8)	8(5.5)	8(5.5)	7(6.2)	7(5.9)	10(6.2)	11(6.8)	11(10.6)		5.50
		Sectional time (s)	16.85	16.99	16.09	15.12	14.86	15.98	16.20	15.69	14.53	14.56	13.18		
		Cumulative time (s)	170.05	153.20	136.21	120.12	105.00	90.14	74.16	57.96	42.27	27.74	13.18	3:18.98	
		Speed (m/s)	11.87	11.77	12.43	13.23	13.46	12.52	12.35	12.75	13.76	13.74	15.17	13.07	
		Stride length (m)	5.81	5.74	5.97	6.21	6.33	6.08	5.99	6.08	6.34	6.18	6.64	6.16	
		Stride duration (s)	0.490	0.487	0.480	0.470	0.470	0.486	0.485	0.477	0.460	0.450	0.438	0.471	
		Stride efficiency (%)	52.79	51.43	55.65	60.35	62.69	57.75	56.04	57.68	62.74	59.70	68.91	59.23	
		Stride count	34.41	34.86	33.51	32.18	31.58	32.90	33.40	32.92	31.56	32.36	30.12	422.33	

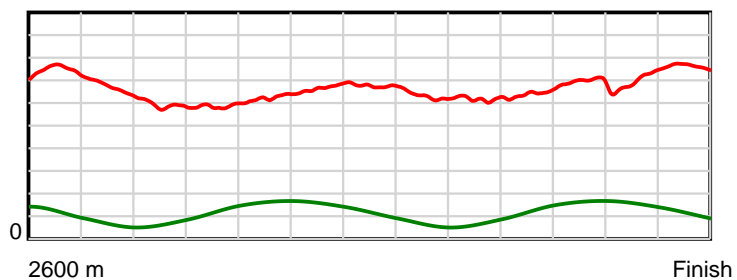
10 m Stride length



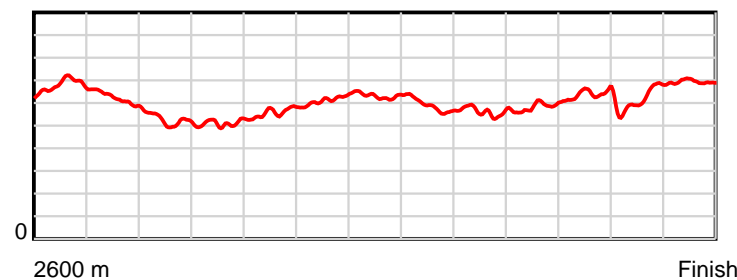
0.6 s Stride duration



20 m/sec Speed



100 % Stride efficiency



Note: Horizontal distance axis grid lines are 200m furlongs.

Disclaimer.

HRNZ and NZMTC and Thoroughbred Ratings Pty Ltd accepts no responsibility for the completeness or accuracy of any of the information contained herein, and makes no representations about its suitability for any particular purpose. Users should make their own judgements about those matters and/or seek independent advice. You assume all risks associated with use of the data provided on this page.



Race Results



April 06, 2018, Race 7, FRED SHAW MEMORIAL NEW ZEALAND TROTTING CHAMPIONSHIP (MOB), Distance 2600m, Addington - Survey 3200m

Result	TAB no.	Horse (Barrier)	2600 to	2400m to
8th	12	Doctor Bones (12)	2400m	2200m
		Position in running (margin)	-	4(4.4)
		Sectional time (s)	13.51	15.46
		Cumulative time (s)	199.14	185.63
		Speed (m/s)	14.80	12.94
		Stride length (m)	6.72	6.35
		Stride duration (s)	0.441	0.491
		Stride efficiency (%)	70.50	62.93
		Stride count	29.78	31.52

Disclaimer.

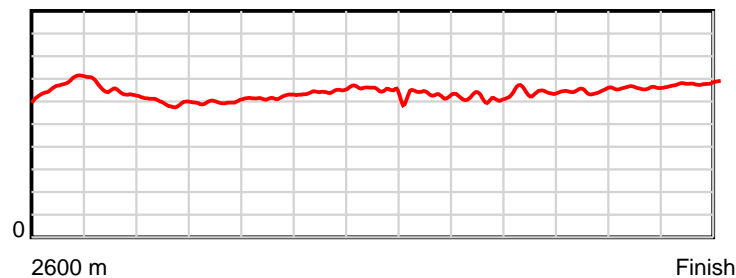
HRNZ and NZMTC and Thoroughbred Ratings Pty Ltd accepts no responsibility for the completeness or accuracy of any of the information contained herein, and makes no representations about its suitability for any particular purpose. Users should make their own judgements about those matters and/or seek independent advice. You assume all risks associated with use of the data provided on this page.

Race Results

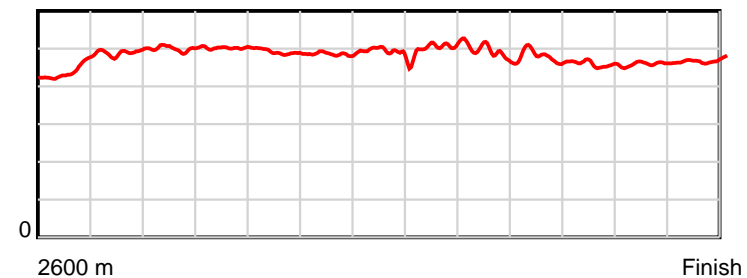
April 06, 2018, Race 7, FRED SHAW MEMORIAL NEW ZEALAND TROTTING CHAMPIONSHIP (MOB), Distance 2600m, Addington - Survey 3200m

Result	TAB no.	Horse (Barrier)	2200m to	2000m to	1800m to	1600m to	1400m to	1200m to	1000m to	800m to	600m to	400m to	200m to	Total or	Margin
8th	12	Doctor Bones (12)	2000m	1800m	1600m	1400m	1200m	1000m	800m	600m	400m	200m	WP	Average	
		Position in running (margin)	6(6.6)	6(6.7)	6(5.4)	7(5.3)	9(6.5)	11(8.3)	11(10.4)	11(9.3)	8(4.9)	9(5.6)	8(7.7)		6.40
		Sectional time (s)	16.90	16.80	16.12	15.39	15.15	16.20	16.08	14.90	14.55	14.27	13.81		
		Cumulative time (s)	170.17	153.27	136.47	120.35	104.96	89.81	73.61	57.53	42.63	28.08	13.81	3:19.14	
		Speed (m/s)	11.83	11.90	12.41	13.00	13.20	12.35	12.44	13.42	13.75	14.02	14.48	13.06	
		Stride length (m)	5.92	5.97	6.09	6.32	6.44	6.27	6.07	6.44	6.29	6.46	6.80	6.31	
		Stride duration (s)	0.500	0.502	0.491	0.486	0.488	0.508	0.488	0.479	0.458	0.461	0.470	0.483	
		Stride efficiency (%)	54.67	55.77	57.95	62.48	64.71	61.50	57.51	64.71	61.87	65.14	72.27	62.16	
		Stride count	33.81	33.48	32.84	31.63	31.08	31.88	32.97	31.08	31.78	30.98	29.41	412.24	

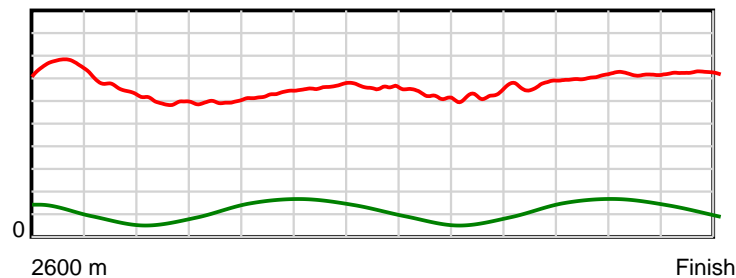
10 m Stride length



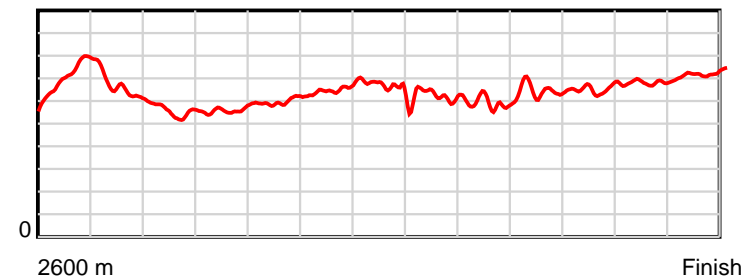
0.6 s Stride duration



20 m/sec Speed



100 % Stride efficiency



Note: Horizontal distance axis grid lines are 200m furlongs.

Disclaimer.

HRNZ and NZMTC and Thoroughbred Ratings Pty Ltd accepts no responsibility for the completeness or accuracy of any of the information contained herein, and makes no representations about its suitability for any particular purpose. Users should make their own judgements about those matters and/or seek independent advice. You assume all risks associated with use of the data provided on this page.



Race Results



April 06, 2018, Race 7, FRED SHAW MEMORIAL NEW ZEALAND TROTTING CHAMPIONSHIP (MOB), Distance 2600m, Addington - Survey 3200m

Result	TAB no.	Horse (Barrier)	2600 to	2400m to
9th	1	Benchmark (1)	2400m	2200m
		Position in running (margin)	-	5(4.7)
		Sectional time (s)	13.51	15.02
		Cumulative time (s)	199.18	185.67
		Speed (m/s)	14.80	13.32
		Stride length (m)	7.03	6.74
		Stride duration (s)	0.472	0.506
		Stride efficiency (%)	77.31	70.97
		Stride count	28.43	29.68

Disclaimer.

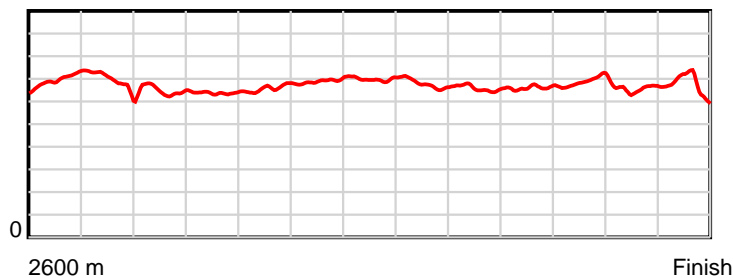
HRNZ and NZMTC and Thoroughbred Ratings Pty Ltd accepts no responsibility for the completeness or accuracy of any of the information contained herein, and makes no representations about its suitability for any particular purpose. Users should make their own judgements about those matters and/or seek independent advice. You assume all risks associated with use of the data provided on this page.

Race Results

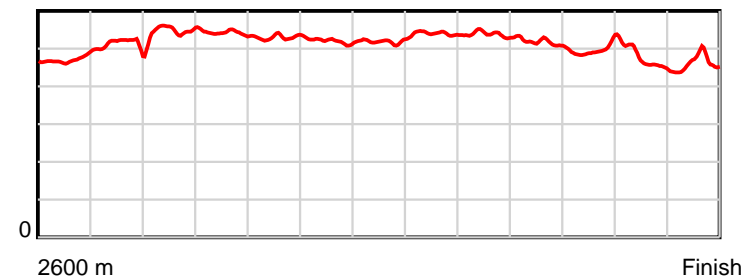
April 06, 2018, Race 7, FRED SHAW MEMORIAL NEW ZEALAND TROTTING CHAMPIONSHIP (MOB), Distance 2600m, Addington - Survey 3200m

Result	TAB no.	Horse (Barrier)	2200m to	2000m to	1800m to	1600m to	1400m to	1200m to	1000m to	800m to	600m to	400m to	200m to	Total or	Margin
9th	1	Benchmark (1)	2000m	1800m	1600m	1400m	1200m	1000m	800m	600m	400m	200m	WP	Average	
		Position in running (margin)	4(4.4)	3(4.3)	4(3.9)	5(3.8)	5(3.7)	6(3.7)	5(4.1)	5(3.6)	6(3.7)	8(5.0)	9(8.2)		6.70
		Sectional time (s)	16.87	16.94	16.12	15.17	14.86	15.92	16.18	15.66	14.64	14.47	13.82		
		Cumulative time (s)	170.65	153.78	136.84	120.72	105.55	90.69	74.77	58.59	42.93	28.29	13.82	3:19.18	
		Speed (m/s)	11.86	11.81	12.41	13.18	13.46	12.56	12.36	12.77	13.66	13.82	14.47	13.05	
		Stride length (m)	6.51	6.39	6.58	6.85	6.99	6.79	6.64	6.61	6.82	6.51	6.58	6.69	
		Stride duration (s)	0.549	0.541	0.530	0.520	0.519	0.540	0.538	0.517	0.499	0.471	0.455	0.513	
		Stride efficiency (%)	66.28	63.81	67.62	73.42	76.35	71.97	68.99	68.29	72.70	66.29	67.65	69.97	
		Stride count	30.71	31.30	30.40	29.18	28.61	29.47	30.10	30.25	29.32	30.71	30.40	388.56	

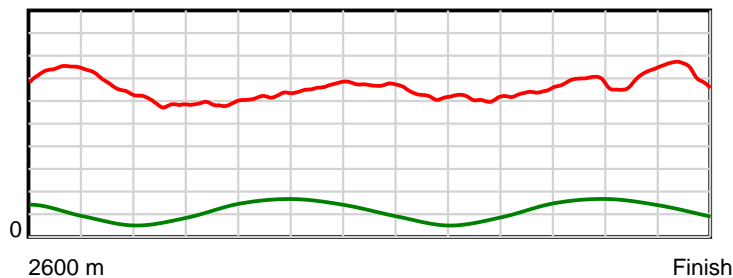
10 m Stride length



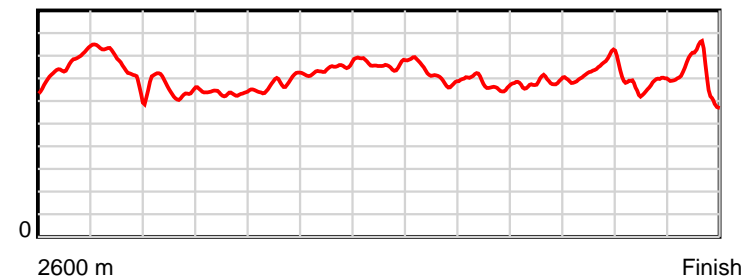
0.6 s Stride duration



20 m/sec Speed



100 % Stride efficiency



Note: Horizontal distance axis grid lines are 200m furlongs.

Disclaimer.

HRNZ and NZMTC and Thoroughbred Ratings Pty Ltd accepts no responsibility for the completeness or accuracy of any of the information contained herein, and makes no representations about its suitability for any particular purpose. Users should make their own judgements about those matters and/or seek independent advice. You assume all risks associated with use of the data provided on this page.



Race Results



April 06, 2018, Race 7, FRED SHAW MEMORIAL NEW ZEALAND TROTTING CHAMPIONSHIP (MOB), Distance 2600m, Addington - Survey 3200m

Result	TAB no.	Horse (Barrier)	2600 to	2400m to
10th	13	Sunny Ruby (0)	2400m	2200m
		Position in running (margin)	-	11(9.0)
		Sectional time (s)	14.33	15.57
		Cumulative time (s)	199.75	185.42
		Speed (m/s)	13.95	12.85
		Stride length (m)	6.42	6.07
		Stride duration (s)	0.439	0.473
		Stride efficiency (%)	64.35	57.54
		Stride count	31.17	32.96

Disclaimer.

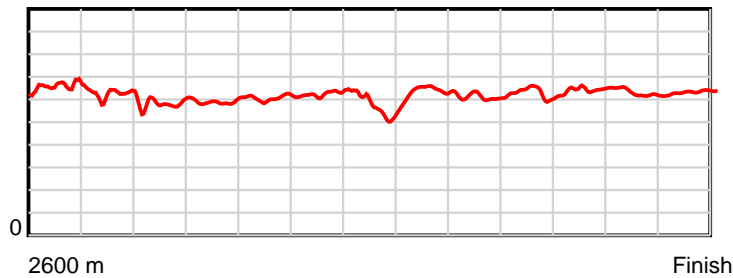
HRNZ and NZMTC and Thoroughbred Ratings Pty Ltd accepts no responsibility for the completeness or accuracy of any of the information contained herein, and makes no representations about its suitability for any particular purpose. Users should make their own judgements about those matters and/or seek independent advice. You assume all risks associated with use of the data provided on this page.

Race Results

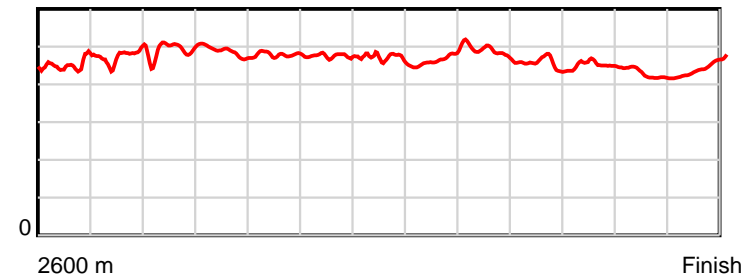
April 06, 2018, Race 7, FRED SHAW MEMORIAL NEW ZEALAND TROTTING CHAMPIONSHIP (MOB), Distance 2600m, Addington - Survey 3200m

Result	TAB no.	Horse (Barrier)	2200m to	2000m to	1800m to	1600m to	1400m to	1200m to	1000m to	800m to	600m to	400m to	200m to	Total or	Margin
10th	13	Sunny Ruby (0)	2000m	1800m	1600m	1400m	1200m	1000m	800m	600m	400m	200m	WP	Average	
		Position in running (margin)	10(12.0)	10(12.9)	11(9.8)	13(9.1)	13(10.1)	13(19.6)	13(14.3)	13(14.0)	11(7.0)	12(7.9)	10(8.5)		9.80
		Sectional time (s)	17.04	16.48	16.04	15.35	16.44	14.98	16.20	14.48	14.58	14.02	14.24		
		Cumulative time (s)	169.85	152.81	136.33	120.29	104.94	88.50	73.52	57.32	42.84	28.26	14.24	3:19.75	
		Speed (m/s)	11.74	12.14	12.47	13.03	12.17	13.35	12.35	13.81	13.72	14.27	14.04	13.02	
		Stride length (m)	5.74	5.90	5.97	6.18	5.70	6.29	5.97	6.27	6.19	6.06	6.31	6.07	
		Stride duration (s)	0.489	0.486	0.479	0.474	0.468	0.471	0.484	0.454	0.451	0.425	0.449	0.467	
		Stride efficiency (%)	51.49	54.39	55.68	59.73	50.72	61.78	55.72	61.43	59.81	57.39	62.29	57.65	
		Stride count	34.84	33.90	33.51	32.35	35.11	31.81	33.49	31.90	32.33	33.00	31.68	428.05	

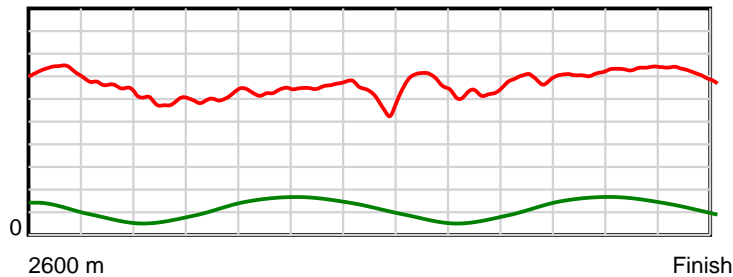
10 m Stride length



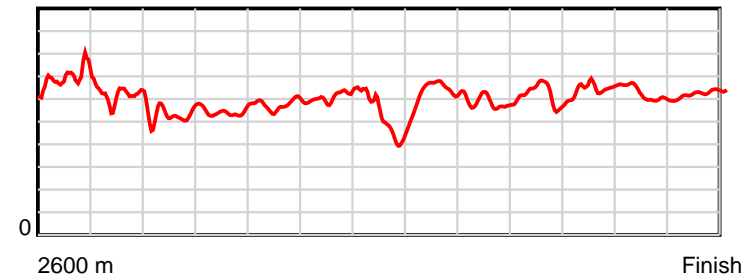
0.6 s Stride duration



20 m/sec Speed



100 % Stride efficiency



Note: Horizontal distance axis grid lines are 200m furlongs.

Disclaimer.

HRNZ and NZMTC and Thoroughbred Ratings Pty Ltd accepts no responsibility for the completeness or accuracy of any of the information contained herein, and makes no representations about its suitability for any particular purpose. Users should make their own judgements about those matters and/or seek independent advice. You assume all risks associated with use of the data provided on this page.



Race Results



April 06, 2018, Race 7, FRED SHAW MEMORIAL NEW ZEALAND TROTTING CHAMPIONSHIP (MOB), Distance 2600m, Addington - Survey 3200m

Result	TAB no.	Horse (Barrier)	2600 to	2400m to
11th	9	Harriet Of Mot (9)	2400m	2200m
		Position in running (margin)	-	9(8.0)
		Sectional time (s)	14.00	15.84
		Cumulative time (s)	200.04	186.04
		Speed (m/s)	14.28	12.63
		Stride length (m)	6.34	6.05
		Stride duration (s)	0.439	0.479
		Stride efficiency (%)	62.83	57.27
		Stride count	31.54	33.04

Disclaimer.

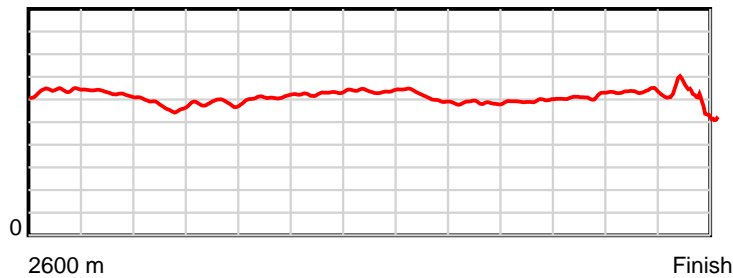
HRNZ and NZMTC and Thoroughbred Ratings Pty Ltd accepts no responsibility for the completeness or accuracy of any of the information contained herein, and makes no representations about its suitability for any particular purpose. Users should make their own judgements about those matters and/or seek independent advice. You assume all risks associated with use of the data provided on this page.

Race Results

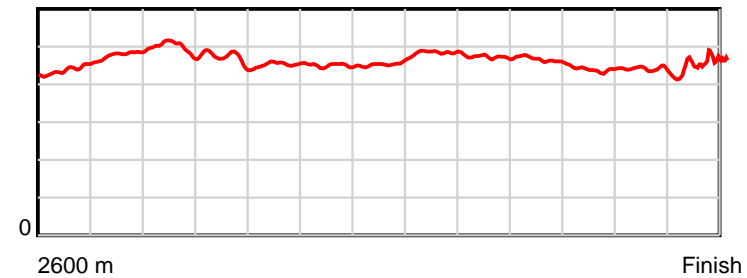
April 06, 2018, Race 7, FRED SHAW MEMORIAL NEW ZEALAND TROTTING CHAMPIONSHIP (MOB), Distance 2600m, Addington - Survey 3200m

Result	TAB no.	Horse (Barrier)	2200m to	2000m to	1800m to	1600m to	1400m to	1200m to	1000m to	800m to	600m to	400m to	200m to	Total or	Margin
11th	9	Harriet Of Mot (9)	2000m	1800m	1600m	1400m	1200m	1000m	800m	600m	400m	200m	WP	Average	
		Position in running (margin)	11(12.5)	12(17.5)	12(12.2)	9(7.1)	6(3.9)	2(1.0)	4(2.3)	4(2.7)	3(2.1)	4(2.2)	3(2.0)		11.40
		Sectional time (s)	17.71	16.13	15.28	14.65	14.37	16.09	16.32	15.52	14.46	13.89	15.78		
		Cumulative time (s)	170.20	152.49	136.36	121.08	106.43	92.06	75.97	59.65	44.13	29.67	15.78	3:20.04	
		Speed (m/s)	11.29	12.40	13.09	13.65	13.92	12.43	12.25	12.89	13.83	14.40	12.67	13.00	
		Stride length (m)	5.61	5.82	5.94	6.14	6.35	6.02	5.79	5.96	6.07	6.28	5.63	5.99	
		Stride duration (s)	0.497	0.470	0.454	0.450	0.457	0.485	0.472	0.463	0.439	0.436	0.444	0.461	
		Stride efficiency (%)	49.15	52.98	55.09	58.87	63.11	56.69	52.33	55.55	57.60	61.68	49.53	56.10	
		Stride count	35.66	34.35	33.69	32.58	31.47	33.21	34.56	33.55	32.94	31.84	35.52	433.95	

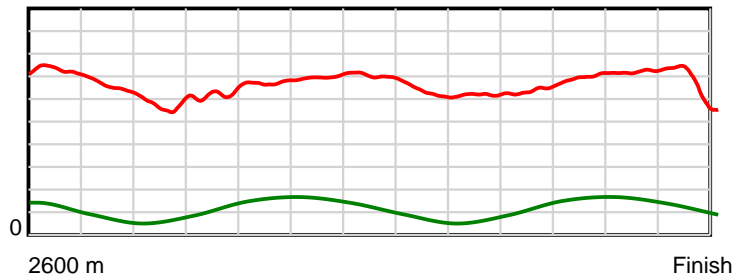
10 m Stride length



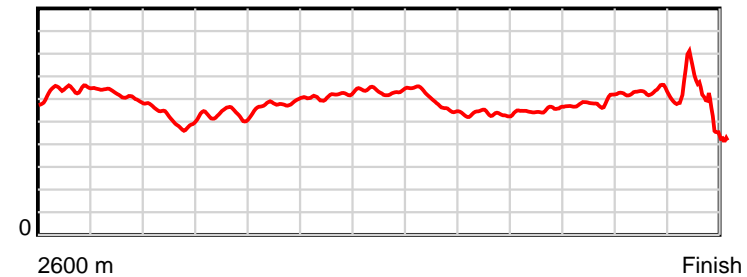
0.6 s Stride duration



20 m/sec Speed



100 % Stride efficiency



Note: Horizontal distance axis grid lines are 200m furlongs.

Disclaimer.

HRNZ and NZMTC and Thoroughbred Ratings Pty Ltd accepts no responsibility for the completeness or accuracy of any of the information contained herein, and makes no representations about its suitability for any particular purpose. Users should make their own judgements about those matters and/or seek independent advice. You assume all risks associated with use of the data provided on this page.



Race Results



April 06, 2018, Race 7, FRED SHAW MEMORIAL NEW ZEALAND TROTTING CHAMPIONSHIP (MOB), Distance 2600m, Addington - Survey 3200m

Result	TAB no.	Horse (Barrier)	2600 to	2400m to
12th	2	Jen Jaccka (2)	2400m	2200m
		Position in running (margin)	-	2(2.2)
		Sectional time (s)	13.10	15.16
		Cumulative time (s)	201.47	188.37
		Speed (m/s)	15.26	13.19
		Stride length (m)	6.56	6.32
		Stride duration (s)	0.428	0.479
		Stride efficiency (%)	67.15	62.41
		Stride count	30.51	31.65

Disclaimer.

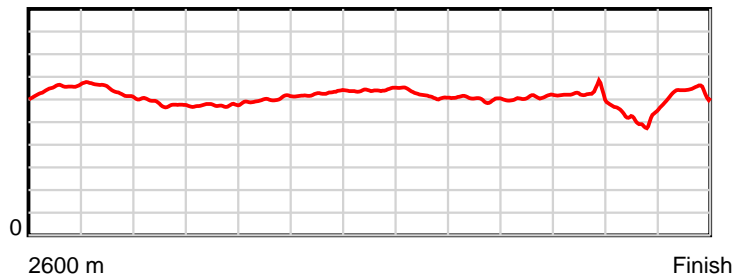
HRNZ and NZMTC and Thoroughbred Ratings Pty Ltd accepts no responsibility for the completeness or accuracy of any of the information contained herein, and makes no representations about its suitability for any particular purpose. Users should make their own judgements about those matters and/or seek independent advice. You assume all risks associated with use of the data provided on this page.

Race Results

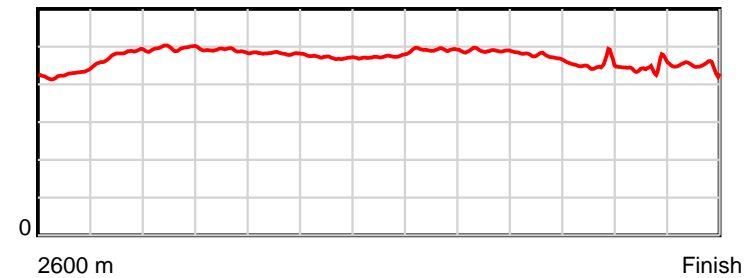
April 06, 2018, Race 7, FRED SHAW MEMORIAL NEW ZEALAND TROTTING CHAMPIONSHIP (MOB), Distance 2600m, Addington - Survey 3200m

Result	TAB no.	Horse (Barrier)	2200m to	2000m to	1800m to	1600m to	1400m to	1200m to	1000m to	800m to	600m to	400m to	200m to	Total or	Margin
12th	2	Jen Jaccka (2)	2000m	1800m	1600m	1400m	1200m	1000m	800m	600m	400m	200m	WP	Average	
		Position in running (margin)	2(2.7)	2(3.1)	2(2.7)	4(2.7)	3(1.8)	3(1.4)	3(2.1)	3(2.4)	5(2.8)	6(3.9)	12(19.7)		19.40
		Sectional time (s)	16.95	16.94	16.15	15.02	14.79	15.98	16.31	15.70	14.61	16.57	14.19		
		Cumulative time (s)	173.21	156.26	139.32	123.17	108.15	93.36	77.38	61.07	45.37	30.76	14.19	3:21.47	
		Speed (m/s)	11.80	11.81	12.38	13.32	13.52	12.52	12.26	12.74	13.69	12.07	14.09	12.91	
		Stride length (m)	5.86	5.78	5.97	6.28	6.41	6.16	6.00	6.06	6.17	5.35	6.32	6.08	
		Stride duration (s)	0.496	0.489	0.482	0.472	0.474	0.492	0.489	0.475	0.451	0.443	0.448	0.471	
		Stride efficiency (%)	53.63	52.16	55.76	61.58	64.14	59.22	56.18	57.32	59.48	44.76	62.35	57.72	
		Stride count	34.14	34.62	33.48	31.86	31.22	32.49	33.36	33.02	32.42	37.37	31.66	427.80	

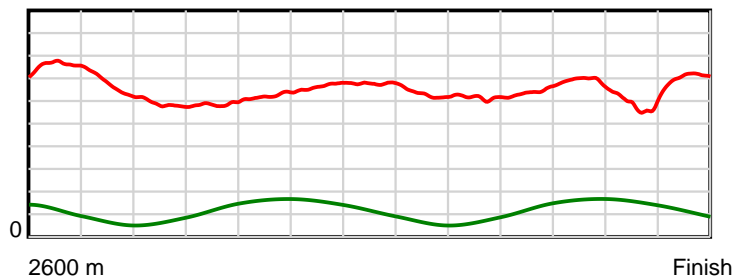
10 m Stride length



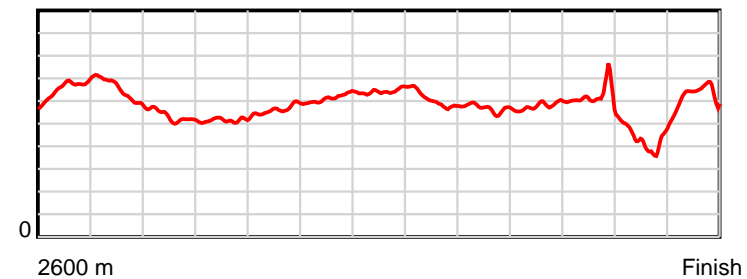
0.6 s Stride duration



20 m/sec Speed



100 % Stride efficiency



Note: Horizontal distance axis grid lines are 200m furlongs.

Disclaimer.

HRNZ and NZMTC and Thoroughbred Ratings Pty Ltd accepts no responsibility for the completeness or accuracy of any of the information contained herein, and makes no representations about its suitability for any particular purpose. Users should make their own judgements about those matters and/or seek independent advice. You assume all risks associated with use of the data provided on this page.



Race Results



April 06, 2018, Race 7, FRED SHAW MEMORIAL NEW ZEALAND TROTTING CHAMPIONSHIP (MOB), Distance 2600m, Addington - Survey 3200m

Result	TAB no.	Horse (Barrier)	2600 to	2400m to
13th	6	Alderbeck (6)	2400m	2200m
		Position in running (margin)	-	8(7.3)
		Sectional time (s)	14.10	15.57
		Cumulative time (s)	208.92	194.82
		Speed (m/s)	14.18	12.85
		Stride length (m)	6.61	6.38
		Stride duration (s)	0.453	0.497
		Stride efficiency (%)	68.37	63.69
		Stride count	30.24	31.33

Disclaimer.

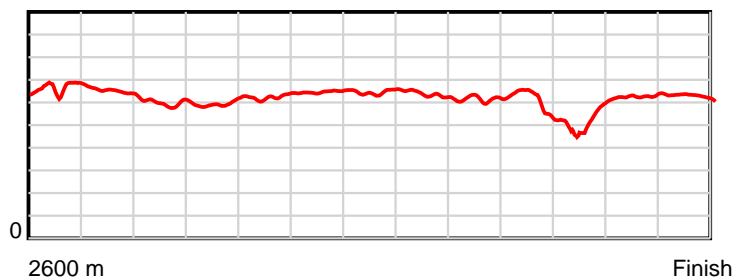
HRNZ and NZMTC and Thoroughbred Ratings Pty Ltd accepts no responsibility for the completeness or accuracy of any of the information contained herein, and makes no representations about its suitability for any particular purpose. Users should make their own judgements about those matters and/or seek independent advice. You assume all risks associated with use of the data provided on this page.

Race Results

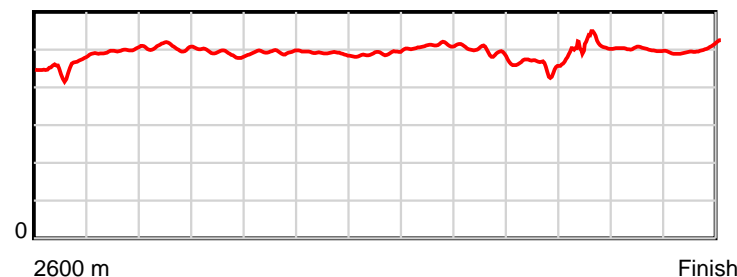
April 06, 2018, Race 7, FRED SHAW MEMORIAL NEW ZEALAND TROTTING CHAMPIONSHIP (MOB), Distance 2600m, Addington - Survey 3200m

Result	TAB no.	Horse (Barrier)	2200m to	2000m to	1800m to	1600m to	1400m to	1200m to	1000m to	800m to	600m to	400m to	200m to	Total or	Margin
13th	6	Alderbeck (6)	2000m	1800m	1600m	1400m	1200m	1000m	800m	600m	400m	200m	WP	Average	
		Position in running (margin)	9(10.3)	9(11.2)	9(7.7)	10(7.4)	12(8.3)	12(10.1)	12(12.2)	12(11.6)	13(9.9)	13(40.8)	13(52.6)		60.70
		Sectional time (s)	17.05	16.43	16.08	15.34	15.16	16.21	16.15	15.35	19.57	15.90	16.01		
		Cumulative time (s)	179.25	162.20	145.77	129.69	114.35	99.19	82.98	66.83	51.48	31.91	16.01	3:28.92	
		Speed (m/s)	11.73	12.17	12.44	13.04	13.19	12.34	12.38	13.03	10.22	12.58	12.49	12.44	
		Stride length (m)	5.94	5.97	6.15	6.39	6.48	6.30	6.09	5.99	5.02	6.29	6.27	6.12	
		Stride duration (s)	0.506	0.491	0.494	0.490	0.491	0.511	0.491	0.460	0.492	0.500	0.502	0.492	
		Stride efficiency (%)	55.17	55.75	59.02	63.71	65.70	62.06	57.90	56.16	39.42	61.73	61.50	58.51	
		Stride count	33.66	33.49	32.54	31.32	30.85	31.74	32.86	33.36	39.82	31.82	31.88	424.91	

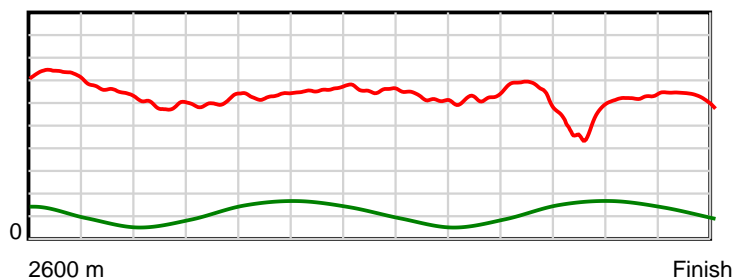
10 m Stride length



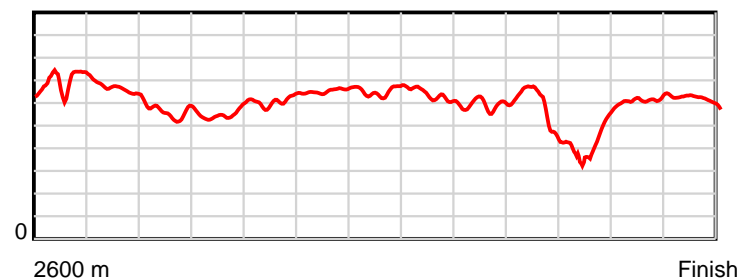
0.6 s Stride duration



20 m/sec Speed



100 % Stride efficiency



Note: Horizontal distance axis grid lines are 200m furlongs.

Disclaimer.

HRNZ and NZMTC and Thoroughbred Ratings Pty Ltd accepts no responsibility for the completeness or accuracy of any of the information contained herein, and makes no representations about its suitability for any particular purpose. Users should make their own judgements about those matters and/or seek independent advice. You assume all risks associated with use of the data provided on this page.