



Race Results

NZ Metropolitan Trotting Club Inc, HRNZ, April 06, 2018

Compilation date: April 6, 2018, 9:55:52 PM (NZST)

Copyright © 2018 HRNZ and NZMTC. All rights reserved.

Trademarks.

StrideMASTER is a registered trademark of Thoroughbred Ratings Pty Ltd.

Disclaimer.

HRNZ and NZMTC and Thoroughbred Ratings Pty Ltd accepts no responsibility for the completeness or accuracy of any of the information contained herein, and makes no representations about its suitability for any particular purpose. Users should make their own judgements about those matters and/or seek independent advice. You assume all risks associated with use of the data provided on this page.



Race Results



April 06, 2018, Race 9, DIAMOND CREEK FARM NEW ZEALAND PACING DERBY (MOBILE), Distance 2600m, Addington - Survey 3200m

Result	TAB no.	Horse (Barrier)	2600 to	2400m to
1st	14	Sheriff (13)	2400m	2200m
		Position in running (margin)	-	10(7.5)
		Sectional time (s)	13.72	14.62
		Cumulative time (s)	185.23	171.51
		Speed (m/s)	14.57	13.68
		Stride length (m)	6.43	6.08
		Stride duration (s)	0.436	0.444
		Stride efficiency (%)	64.61	57.77
		Stride count	31.10	32.89

Disclaimer.

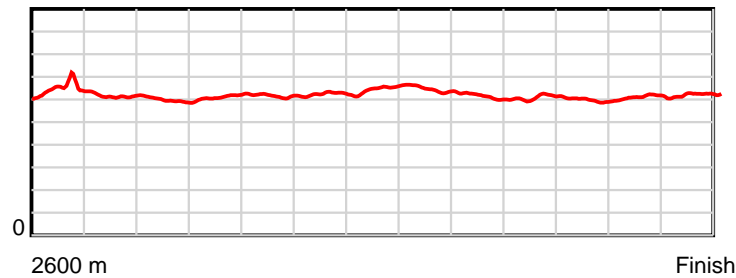
HRNZ and NZMTC and Thoroughbred Ratings Pty Ltd accepts no responsibility for the completeness or accuracy of any of the information contained herein, and makes no representations about its suitability for any particular purpose. Users should make their own judgements about those matters and/or seek independent advice. You assume all risks associated with use of the data provided on this page.

Race Results

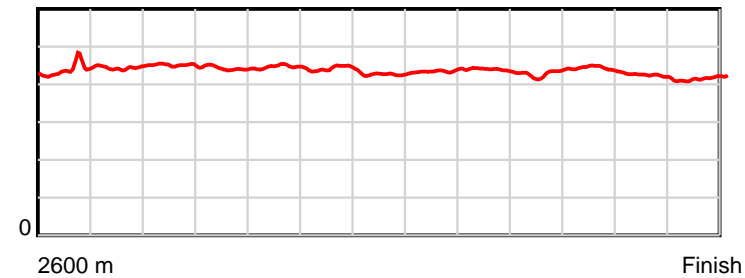
April 06, 2018, Race 9, DIAMOND CREEK FARM NEW ZEALAND PACING DERBY (MOBILE), Distance 2600m, Addington - Survey 3200m

Result	TAB no.	Horse (Barrier)	2200m to	2000m to	1800m to	1600m to	1400m to	1200m to	1000m to	800m to	600m to	400m to	200m to	Total or	Margin
1st	14	Sheriff (13)	2000m	1800m	1600m	1400m	1200m	1000m	800m	600m	400m	200m	WP	Average	
		Position in running (margin)	9(10.8)	9(9.9)	9(11.1)	9(10.3)	8(6.9)	4(2.8)	3(2.0)	2(0.8)	1(0.0)	1(0.0)	1(0.0)		0.00
		Sectional time (s)	15.18	14.44	14.76	14.35	13.17	13.95	14.62	14.08	14.97	13.91	13.46		
		Cumulative time (s)	156.89	141.71	127.27	112.51	98.16	84.99	71.04	56.42	42.34	27.37	13.46	3:05.23	
		Speed (m/s)	13.18	13.85	13.55	13.94	15.19	14.34	13.68	14.20	13.36	14.38	14.86	14.04	
		Stride length (m)	5.94	6.14	6.05	6.15	6.47	6.24	6.00	6.10	5.90	6.07	6.19	6.13	
		Stride duration (s)	0.451	0.443	0.447	0.442	0.426	0.435	0.439	0.430	0.442	0.422	0.417	0.437	
		Stride efficiency (%)	55.08	58.89	57.24	59.19	65.50	60.75	56.31	58.22	54.41	57.59	59.89	58.75	
		Stride count	33.69	32.58	33.05	32.50	30.89	32.08	33.32	32.77	33.89	32.95	32.31	424.02	

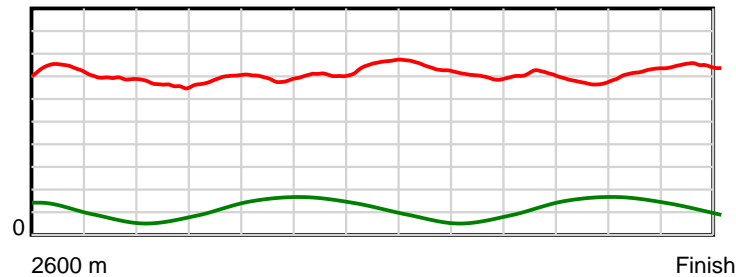
10 m Stride length



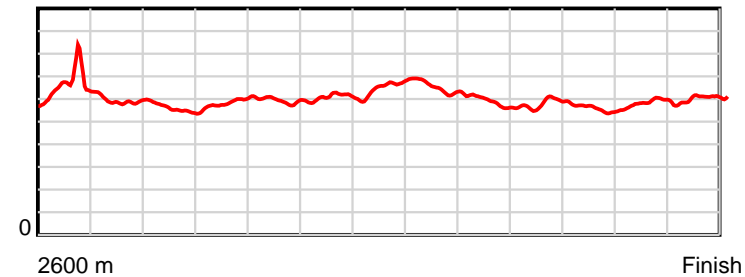
0.6 s Stride duration



20 m/sec Speed



100 % Stride efficiency



Note: Horizontal distance axis grid lines are 200m furlongs.

Disclaimer.

HRNZ and NZMTC and Thoroughbred Ratings Pty Ltd accepts no responsibility for the completeness or accuracy of any of the information contained herein, and makes no representations about its suitability for any particular purpose. Users should make their own judgements about those matters and/or seek independent advice. You assume all risks associated with use of the data provided on this page.



Race Results



April 06, 2018, Race 9, DIAMOND CREEK FARM NEW ZEALAND PACING DERBY (MOBILE), Distance 2600m, Addington - Survey 3200m

Result	TAB no.	Horse (Barrier)	2600 to	2400m to
2nd	4	Pat's Delight (4)	2400m	2200m
		Position in running (margin)	-	7(4.8)
		Sectional time (s)	13.43	14.81
		Cumulative time (s)	185.24	171.81
		Speed (m/s)	14.89	13.50
		Stride length (m)	6.62	6.34
		Stride duration (s)	0.444	0.469
		Stride efficiency (%)	68.46	62.79
		Stride count	30.22	31.55

Disclaimer.

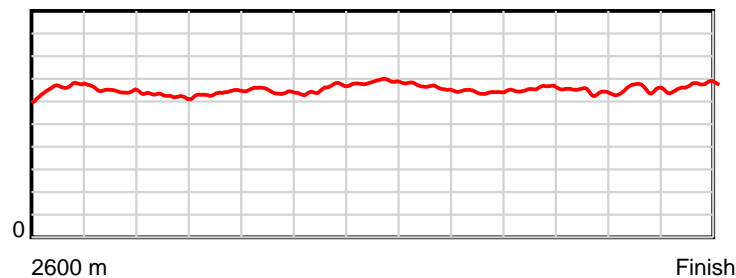
HRNZ and NZMTC and Thoroughbred Ratings Pty Ltd accepts no responsibility for the completeness or accuracy of any of the information contained herein, and makes no representations about its suitability for any particular purpose. Users should make their own judgements about those matters and/or seek independent advice. You assume all risks associated with use of the data provided on this page.

Race Results

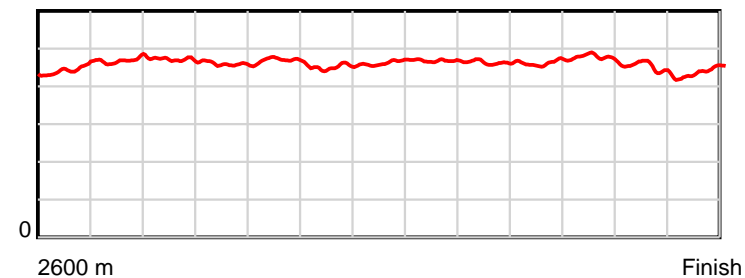
April 06, 2018, Race 9, DIAMOND CREEK FARM NEW ZEALAND PACING DERBY (MOBILE), Distance 2600m, Addington - Survey 3200m

Result	TAB no.	Horse (Barrier)	2200m to	2000m to	1800m to	1600m to	1400m to	1200m to	1000m to	800m to	600m to	400m to	200m to	Total or	Margin
2nd	4	Pat's Delight (4)	2000m	1800m	1600m	1400m	1200m	1000m	800m	600m	400m	200m	WP	Average	
		Position in running (margin)	7(9.3)	8(8.0)	7(8.5)	7(7.7)	5(3.6)	2(1.2)	5(3.6)	5(2.7)	3(1.6)	3(1.7)	2(1.2)		0.00
		Sectional time (s)	15.12	14.33	14.76	14.22	13.47	14.47	14.67	14.03	14.99	13.83	13.11		
		Cumulative time (s)	157.00	141.88	127.55	112.79	98.57	85.10	70.63	55.96	41.93	26.94	13.11	3:05.24	
		Speed (m/s)	13.23	13.96	13.55	14.06	14.85	13.82	13.63	14.26	13.34	14.46	15.26	14.04	
		Stride length (m)	6.23	6.41	6.36	6.35	6.88	6.46	6.32	6.59	6.33	6.48	6.72	6.46	
		Stride duration (s)	0.471	0.459	0.469	0.451	0.463	0.467	0.464	0.462	0.475	0.448	0.441	0.461	
		Stride efficiency (%)	60.61	64.26	63.24	62.99	73.93	65.23	62.44	67.91	62.71	65.56	70.61	65.29	
		Stride count	32.11	31.19	31.44	31.50	29.08	30.96	31.64	30.34	31.57	30.88	29.75	402.23	

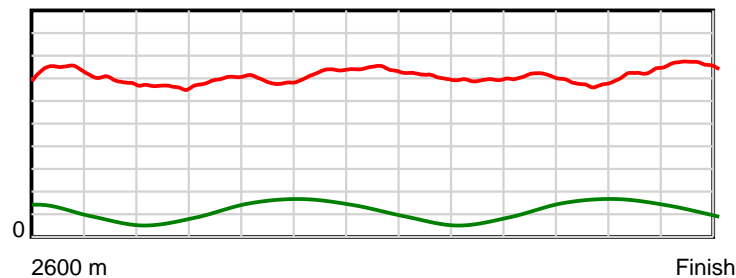
10 m Stride length



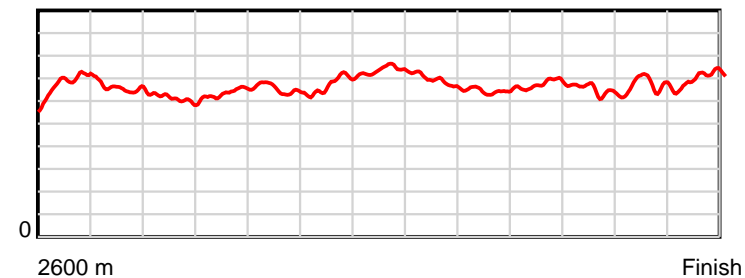
0.6 s Stride duration



20 m/sec Speed



100 % Stride efficiency



Note: Horizontal distance axis grid lines are 200m furlongs.

Disclaimer.

HRNZ and NZMTC and Thoroughbred Ratings Pty Ltd accepts no responsibility for the completeness or accuracy of any of the information contained herein, and makes no representations about its suitability for any particular purpose. Users should make their own judgements about those matters and/or seek independent advice. You assume all risks associated with use of the data provided on this page.



Race Results



April 06, 2018, Race 9, DIAMOND CREEK FARM NEW ZEALAND PACING DERBY (MOBILE), Distance 2600m, Addington - Survey 3200m

Result	TAB no.	Horse (Barrier)	2600 to	2400m to
3rd	9	Sicario (9)	2400m	2200m
		Position in running (margin)	-	14(11.9)
		Sectional time (s)	14.51	15.06
		Cumulative time (s)	185.48	170.97
		Speed (m/s)	13.78	13.28
		Stride length (m)	6.68	6.49
		Stride duration (s)	0.485	0.489
		Stride efficiency (%)	69.64	65.78
		Stride count	29.96	30.83

Disclaimer.

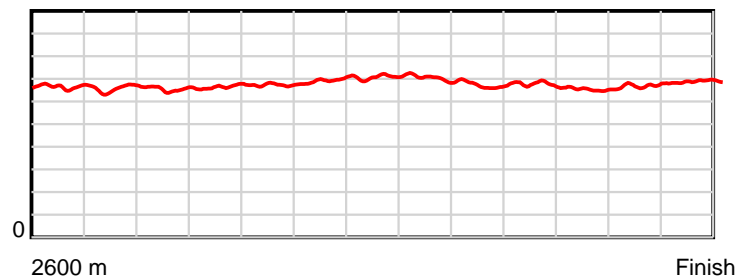
HRNZ and NZMTC and Thoroughbred Ratings Pty Ltd accepts no responsibility for the completeness or accuracy of any of the information contained herein, and makes no representations about its suitability for any particular purpose. Users should make their own judgements about those matters and/or seek independent advice. You assume all risks associated with use of the data provided on this page.

Race Results

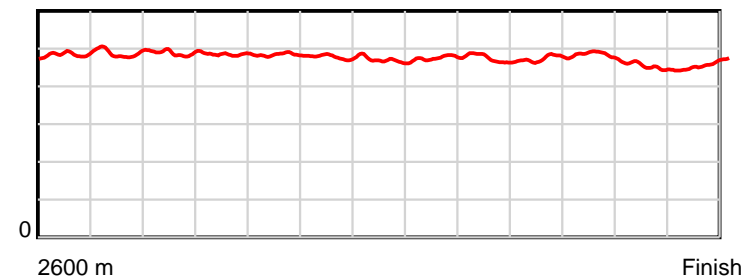
April 06, 2018, Race 9, DIAMOND CREEK FARM NEW ZEALAND PACING DERBY (MOBILE), Distance 2600m, Addington - Survey 3200m

Result	TAB no.	Horse (Barrier)	2200m to	2000m to	1800m to	1600m to	1400m to	1200m to	1000m to	800m to	600m to	400m to	200m to	Total or	Margin
3rd	9	Sicario (9)	2000m	1800m	1600m	1400m	1200m	1000m	800m	600m	400m	200m	WP	Average	
		Position in running (margin)	14(17.9)	14(15.8)	14(17.1)	14(15.5)	13(10.7)	10(6.5)	8(6.0)	6(3.0)	4(2.2)	4(1.9)	3(1.2)		1.40
		Sectional time (s)	14.99	14.45	14.63	14.10	13.16	14.00	14.32	14.08	14.92	13.80	13.46		
		Cumulative time (s)	155.91	140.92	126.47	111.84	97.74	84.58	70.58	56.26	42.18	27.26	13.46	3:05.48	
		Speed (m/s)	13.34	13.84	13.67	14.18	15.20	14.29	13.97	14.20	13.40	14.49	14.86	14.02	
		Stride length (m)	6.52	6.71	6.61	6.79	7.12	6.81	6.60	6.74	6.46	6.53	6.84	6.68	
		Stride duration (s)	0.489	0.485	0.484	0.478	0.468	0.477	0.473	0.475	0.482	0.451	0.460	0.476	
		Stride efficiency (%)	66.39	70.28	68.30	71.95	79.17	72.46	68.17	71.01	65.13	66.66	73.04	69.71	
		Stride count	30.68	29.82	30.25	29.47	28.10	29.37	30.28	29.67	30.98	30.62	29.25	389.28	

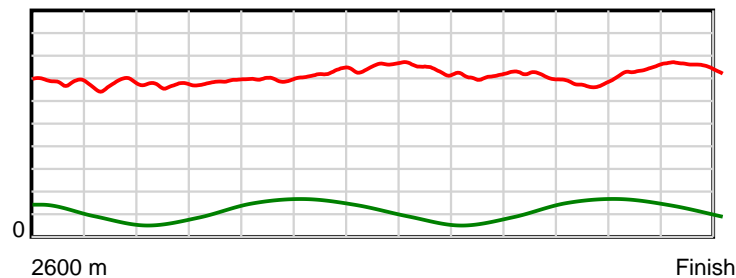
10 m Stride length



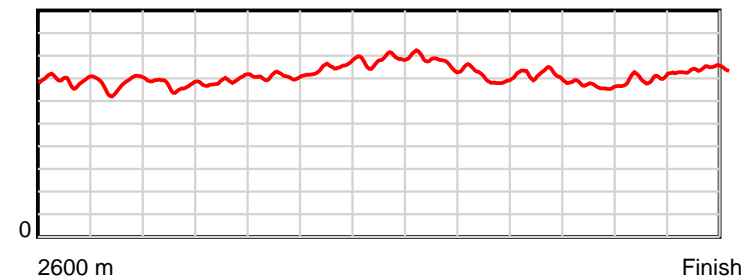
0.6 s Stride duration



20 m/sec Speed



100 % Stride efficiency



Note: Horizontal distance axis grid lines are 200m furlongs.

Disclaimer.

HRNZ and NZMTC and Thoroughbred Ratings Pty Ltd accepts no responsibility for the completeness or accuracy of any of the information contained herein, and makes no representations about its suitability for any particular purpose. Users should make their own judgements about those matters and/or seek independent advice. You assume all risks associated with use of the data provided on this page.



Race Results



April 06, 2018, Race 9, DIAMOND CREEK FARM NEW ZEALAND PACING DERBY (MOBILE), Distance 2600m, Addington - Survey 3200m

Result	TAB no.	Horse (Barrier)	2600 to	2400m to
4th	8	On The Cards (8)	2400m	2200m
		Position in running (margin)	-	9(7.3)
		Sectional time (s)	13.86	15.02
		Cumulative time (s)	185.61	171.75
		Speed (m/s)	14.43	13.32
		Stride length (m)	6.79	6.34
		Stride duration (s)	0.468	0.476
		Stride efficiency (%)	72.01	62.75
		Stride count	29.46	31.56

Disclaimer.

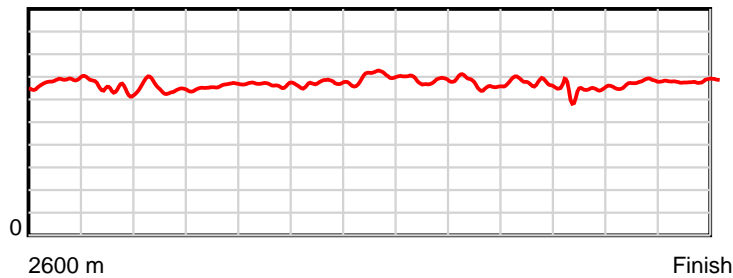
HRNZ and NZMTC and Thoroughbred Ratings Pty Ltd accepts no responsibility for the completeness or accuracy of any of the information contained herein, and makes no representations about its suitability for any particular purpose. Users should make their own judgements about those matters and/or seek independent advice. You assume all risks associated with use of the data provided on this page.

Race Results

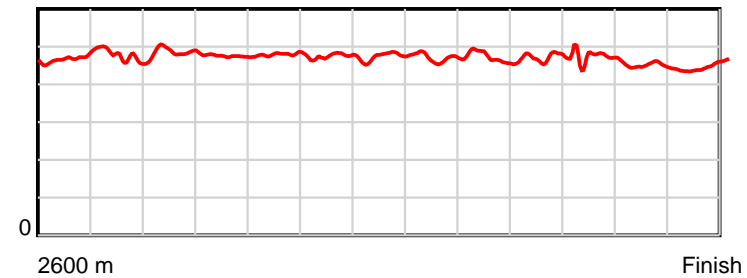
April 06, 2018, Race 9, DIAMOND CREEK FARM NEW ZEALAND PACING DERBY (MOBILE), Distance 2600m, Addington - Survey 3200m

Result	TAB no.	Horse (Barrier)	2200m to	2000m to	1800m to	1600m to	1400m to	1200m to	1000m to	800m to	600m to	400m to	200m to	Total or	Margin
4th	8	On The Cards (8)	2000m	1800m	1600m	1400m	1200m	1000m	800m	600m	400m	200m	WP	Average	
		Position in running (margin)	10(13.1)	11(12.0)	11(13.5)	11(12.5)	11(8.7)	11(6.9)	10(7.0)	9(4.7)	6(3.6)	5(4.5)	5(3.1)		2.10
		Sectional time (s)	15.16	14.50	14.72	14.27	13.55	14.09	14.44	14.04	15.12	13.67	13.17		
		Cumulative time (s)	156.73	141.57	127.07	112.35	98.08	84.53	70.44	56.00	41.96	26.84	13.17	3:05.61	
		Speed (m/s)	13.19	13.79	13.59	14.02	14.76	14.19	13.85	14.25	13.23	14.63	15.19	14.01	
		Stride length (m)	6.43	6.55	6.51	6.64	7.00	6.67	6.52	6.74	6.19	6.55	6.82	6.59	
		Stride duration (s)	0.487	0.475	0.479	0.474	0.474	0.470	0.471	0.473	0.468	0.448	0.449	0.470	
		Stride efficiency (%)	64.52	67.09	66.27	68.86	76.60	69.57	66.42	71.04	59.90	67.04	72.70	67.86	
		Stride count	31.12	30.52	30.71	30.13	28.57	29.97	30.68	29.66	32.30	30.54	29.32	394.54	

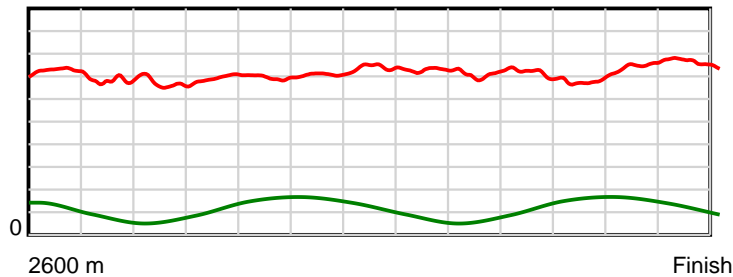
10 m Stride length



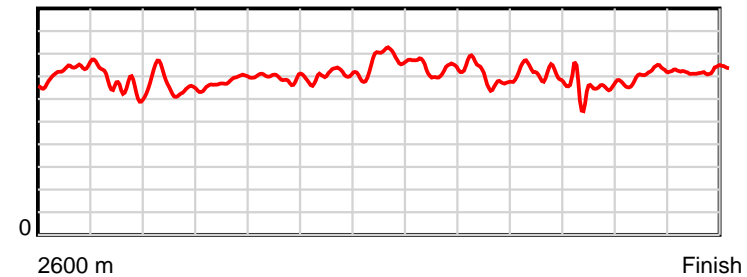
0.6 s Stride duration



20 m/sec Speed



100 % Stride efficiency



Note: Horizontal distance axis grid lines are 200m furlongs.

Disclaimer.

HRNZ and NZMTC and Thoroughbred Ratings Pty Ltd accepts no responsibility for the completeness or accuracy of any of the information contained herein, and makes no representations about its suitability for any particular purpose. Users should make their own judgements about those matters and/or seek independent advice. You assume all risks associated with use of the data provided on this page.



Race Results



April 06, 2018, Race 9, DIAMOND CREEK FARM NEW ZEALAND PACING DERBY (MOBILE), Distance 2600m, Addington - Survey 3200m

Result	TAB no.	Horse (Barrier)	2600 to	2400m to
5th	3	Henry Hubert (3)	2400m	2200m
		Position in running (margin)	-	5(3.6)
		Sectional time (s)	13.08	14.44
		Cumulative time (s)	186.28	173.20
		Speed (m/s)	15.29	13.85
		Stride length (m)	6.33	6.32
		Stride duration (s)	0.419	0.456
		Stride efficiency (%)	62.65	62.37
		Stride count	31.59	31.66

Disclaimer.

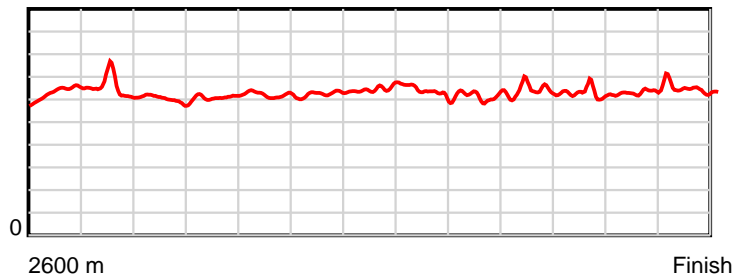
HRNZ and NZMTC and Thoroughbred Ratings Pty Ltd accepts no responsibility for the completeness or accuracy of any of the information contained herein, and makes no representations about its suitability for any particular purpose. Users should make their own judgements about those matters and/or seek independent advice. You assume all risks associated with use of the data provided on this page.

Race Results

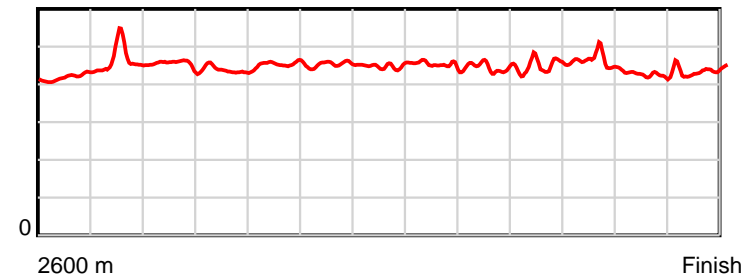
April 06, 2018, Race 9, DIAMOND CREEK FARM NEW ZEALAND PACING DERBY (MOBILE), Distance 2600m, Addington - Survey 3200m

Result	TAB no.	Horse (Barrier)	2200m to	2000m to	1800m to	1600m to	1400m to	1200m to	1000m to	800m to	600m to	400m to	200m to	Total or	Margin
5th	3	Henry Hubert (3)	2000m	1800m	1600m	1400m	1200m	1000m	800m	600m	400m	200m	WP	Average	
		Position in running (margin)	6(5.9)	6(6.2)	6(6.9)	6(6.7)	6(4.6)	8(4.5)	11(7.1)	11(6.5)	9(5.7)	8(6.0)	6(4.4)		5.80
		Sectional time (s)	15.38	14.36	14.86	14.56	13.84	14.51	14.72	14.08	15.02	13.65	13.78		
		Cumulative time (s)	158.76	143.38	129.02	114.16	99.60	85.76	71.25	56.53	42.45	27.43	13.78	3:06.28	
		Speed (m/s)	13.00	13.93	13.46	13.74	14.45	13.78	13.59	14.20	13.32	14.65	14.51	13.96	
		Stride length (m)	5.89	6.10	6.11	6.22	6.49	6.20	6.06	6.36	6.08	6.26	6.29	6.21	
		Stride duration (s)	0.453	0.438	0.454	0.453	0.449	0.450	0.446	0.448	0.457	0.428	0.434	0.445	
		Stride efficiency (%)	54.26	58.22	58.37	60.48	65.75	60.15	57.42	63.21	57.79	61.30	61.88	60.19	
		Stride count	33.94	32.77	32.72	32.15	30.83	32.24	32.99	31.45	32.89	31.93	31.78	418.94	

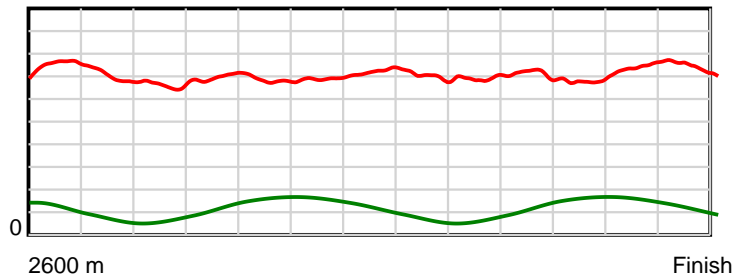
10 m Stride length



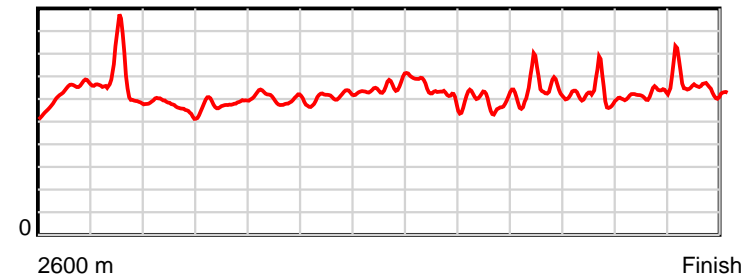
0.6 s Stride duration



20 m/sec Speed



100 % Stride efficiency



Note: Horizontal distance axis grid lines are 200m furlongs.

Disclaimer.

HRNZ and NZMTC and Thoroughbred Ratings Pty Ltd accepts no responsibility for the completeness or accuracy of any of the information contained herein, and makes no representations about its suitability for any particular purpose. Users should make their own judgements about those matters and/or seek independent advice. You assume all risks associated with use of the data provided on this page.



Race Results



April 06, 2018, Race 9, DIAMOND CREEK FARM NEW ZEALAND PACING DERBY (MOBILE), Distance 2600m, Addington - Survey 3200m

Result	TAB no.	Horse (Barrier)	2600 to	2400m to
6th	15	Anthem (14)	2400m	2200m
		Position in running (margin)	-	12(8.9)
		Sectional time (s)	14.15	15.09
		Cumulative time (s)	186.29	172.14
		Speed (m/s)	14.13	13.25
		Stride length (m)	7.16	6.79
		Stride duration (s)	0.493	0.512
		Stride efficiency (%)	80.11	72.02
		Stride count	27.93	29.46

Disclaimer.

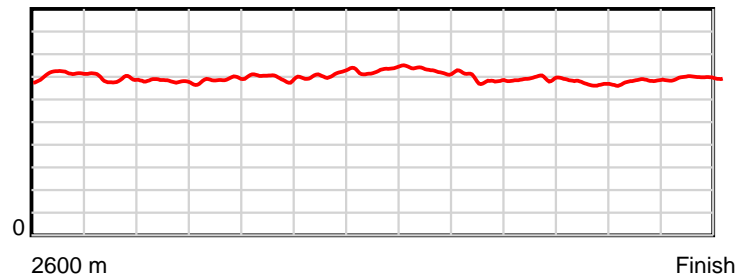
HRNZ and NZMTC and Thoroughbred Ratings Pty Ltd accepts no responsibility for the completeness or accuracy of any of the information contained herein, and makes no representations about its suitability for any particular purpose. Users should make their own judgements about those matters and/or seek independent advice. You assume all risks associated with use of the data provided on this page.

Race Results

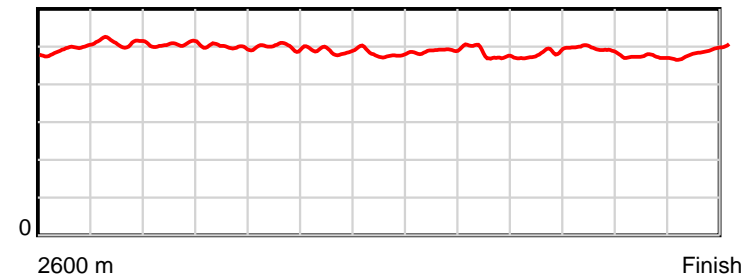
April 06, 2018, Race 9, DIAMOND CREEK FARM NEW ZEALAND PACING DERBY (MOBILE), Distance 2600m, Addington - Survey 3200m

Result	TAB no.	Horse (Barrier)	2200m to	2000m to	1800m to	1600m to	1400m to	1200m to	1000m to	800m to	600m to	400m to	200m to	Total or	Margin
6th	15	Anthem (14)	2000m	1800m	1600m	1400m	1200m	1000m	800m	600m	400m	200m	WP	Average	
		Position in running (margin)	12(15.1)	13(13.8)	12(15.5)	13(14.4)	10(8.4)	7(4.1)	4(3.3)	3(1.2)	2(0.6)	2(1.0)	4(1.4)		5.90
		Sectional time (s)	15.11	14.53	14.72	13.92	13.14	13.93	14.48	14.11	15.03	13.97	14.11		
		Cumulative time (s)	157.05	141.94	127.41	112.69	98.77	85.63	71.70	57.22	43.11	28.08	14.11	3:06.29	
		Speed (m/s)	13.24	13.76	13.59	14.37	15.22	14.36	13.81	14.17	13.31	14.32	14.17	13.96	
		Stride length (m)	6.69	6.87	6.80	7.03	7.31	7.05	6.61	6.87	6.52	6.75	6.96	6.87	
		Stride duration (s)	0.506	0.499	0.501	0.489	0.480	0.491	0.479	0.485	0.490	0.472	0.491	0.492	
		Stride efficiency (%)	70.02	73.67	72.36	77.15	83.46	77.63	68.29	73.75	66.34	71.30	75.59	73.76	
		Stride count	29.88	29.13	29.39	28.46	27.37	28.38	30.25	29.11	30.70	29.61	28.76	378.43	

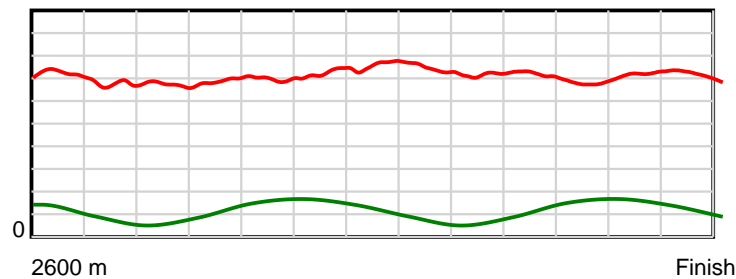
10 m Stride length



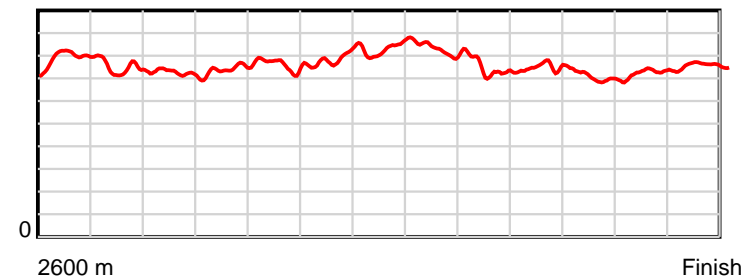
0.6 s Stride duration



20 m/sec Speed



100 % Stride efficiency



Note: Horizontal distance axis grid lines are 200m furlongs.

Disclaimer.

HRNZ and NZMTC and Thoroughbred Ratings Pty Ltd accepts no responsibility for the completeness or accuracy of any of the information contained herein, and makes no representations about its suitability for any particular purpose. Users should make their own judgements about those matters and/or seek independent advice. You assume all risks associated with use of the data provided on this page.



Race Results



April 06, 2018, Race 9, DIAMOND CREEK FARM NEW ZEALAND PACING DERBY (MOBILE), Distance 2600m, Addington - Survey 3200m

Result	TAB no.	Horse (Barrier)	2600 to	2400m to
7th	13	Funatthebeach (12)	2400m	2200m
		Position in running (margin)	-	11(8.5)
		Sectional time (s)	14.01	14.88
		Cumulative time (s)	187.34	173.33
		Speed (m/s)	14.27	13.44
		Stride length (m)	6.44	6.14
		Stride duration (s)	0.438	0.457
		Stride efficiency (%)	64.74	58.95
		Stride count	31.07	32.56

Disclaimer.

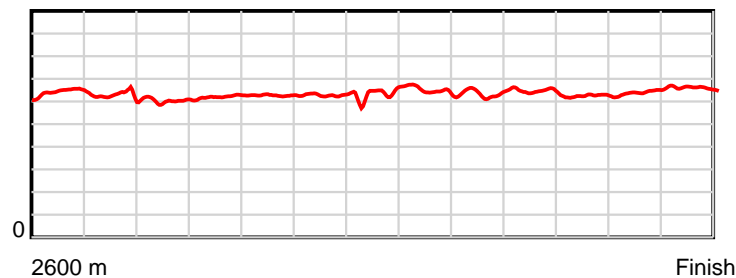
HRNZ and NZMTC and Thoroughbred Ratings Pty Ltd accepts no responsibility for the completeness or accuracy of any of the information contained herein, and makes no representations about its suitability for any particular purpose. Users should make their own judgements about those matters and/or seek independent advice. You assume all risks associated with use of the data provided on this page.

Race Results

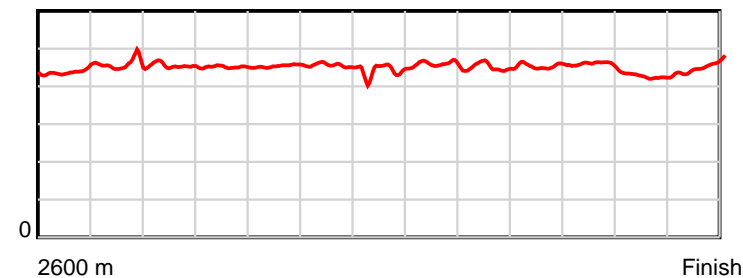
April 06, 2018, Race 9, DIAMOND CREEK FARM NEW ZEALAND PACING DERBY (MOBILE), Distance 2600m, Addington - Survey 3200m

Result	TAB no.	Horse (Barrier)	2200m to	2000m to	1800m to	1600m to	1400m to	1200m to	1000m to	800m to	600m to	400m to	200m to	Total or	Margin
7th	13	Funatthebeach (12)	2000m	1800m	1600m	1400m	1200m	1000m	800m	600m	400m	200m	WP	Average	
		Position in running (margin)	11(13.4)	10(11.7)	10(13.4)	10(10.9)	12(9.2)	14(9.3)	14(11.3)	14(9.8)	13(9.7)	12(10.7)	8(9.1)		11.70
		Sectional time (s)	15.04	14.53	14.49	14.63	13.86	14.41	14.58	14.19	15.14	13.64	13.94		
		Cumulative time (s)	158.45	143.41	128.88	114.39	99.76	85.90	71.49	56.91	42.72	27.58	13.94	3:07.34	
		Speed (m/s)	13.30	13.76	13.80	13.67	14.43	13.88	13.72	14.09	13.21	14.66	14.35	13.88	
		Stride length (m)	6.04	6.21	6.26	6.23	6.35	6.37	6.18	6.41	6.03	6.26	6.54	6.26	
		Stride duration (s)	0.455	0.451	0.454	0.456	0.440	0.459	0.451	0.455	0.457	0.427	0.456	0.451	
		Stride efficiency (%)	57.09	60.27	61.32	60.64	63.00	63.35	59.76	64.14	56.85	61.29	66.86	61.31	
		Stride count	33.09	32.20	31.93	32.11	31.50	31.41	32.34	31.22	33.16	31.93	30.58	415.10	

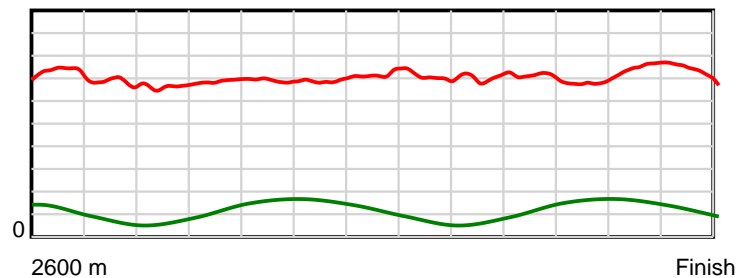
10 m Stride length



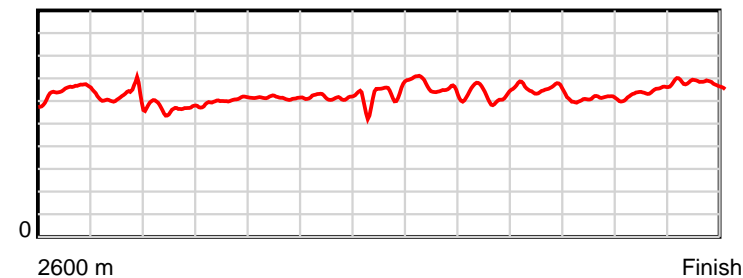
0.6 s Stride duration



20 m/sec Speed



100 % Stride efficiency



Note: Horizontal distance axis grid lines are 200m furlongs.

Disclaimer.

HRNZ and NZMTC and Thoroughbred Ratings Pty Ltd accepts no responsibility for the completeness or accuracy of any of the information contained herein, and makes no representations about its suitability for any particular purpose. Users should make their own judgements about those matters and/or seek independent advice. You assume all risks associated with use of the data provided on this page.



Race Results



April 06, 2018, Race 9, DIAMOND CREEK FARM NEW ZEALAND PACING DERBY (MOBILE), Distance 2600m, Addington - Survey 3200m

Result	TAB no.	Horse (Barrier)	2600 to	2400m to
8th	1	Duplicated (1)	2400m	2200m
		Position in running (margin)	-	2(0.4)
		Sectional time (s)	12.54	13.99
		Cumulative time (s)	187.83	175.29
		Speed (m/s)	15.94	14.30
		Stride length (m)	6.56	6.54
		Stride duration (s)	0.411	0.458
		Stride efficiency (%)	67.24	66.94
		Stride count	30.49	30.56

Disclaimer.

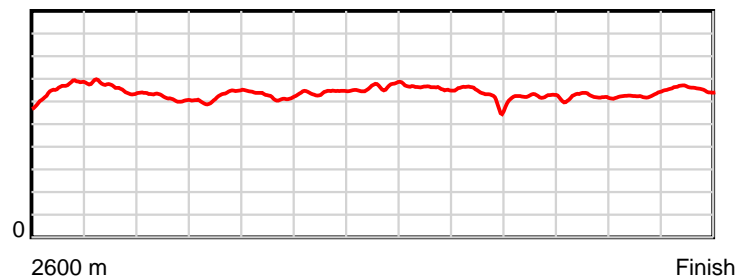
HRNZ and NZMTC and Thoroughbred Ratings Pty Ltd accepts no responsibility for the completeness or accuracy of any of the information contained herein, and makes no representations about its suitability for any particular purpose. Users should make their own judgements about those matters and/or seek independent advice. You assume all risks associated with use of the data provided on this page.

Race Results

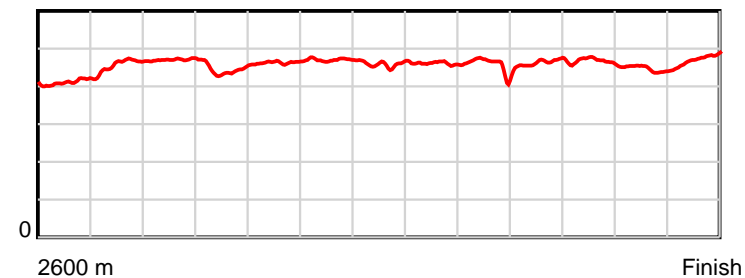
April 06, 2018, Race 9, DIAMOND CREEK FARM NEW ZEALAND PACING DERBY (MOBILE), Distance 2600m, Addington - Survey 3200m

Result	TAB no.	Horse (Barrier)	2200m to	2000m to	1800m to	1600m to	1400m to	1200m to	1000m to	800m to	600m to	400m to	200m to	Total or	Margin
8th	1	Duplicated (1)	2000m	1800m	1600m	1400m	1200m	1000m	800m	600m	400m	200m	WP	Average	
		Position in running (margin)	1(0.0)	1(0.0)	2(1.3)	2(1.9)	2(1.4)	3(1.7)	2(2.0)	4(1.8)	8(5.7)	9(6.4)	7(9.0)		14.40
		Sectional time (s)	15.34	14.46	14.99	14.83	13.91	14.12	14.78	14.86	15.09	14.35	14.57		
		Cumulative time (s)	161.30	145.96	131.50	116.51	101.68	87.77	73.65	58.87	44.01	28.92	14.57	3:07.83	
		Speed (m/s)	13.04	13.83	13.34	13.49	14.38	14.16	13.53	13.46	13.25	13.94	13.73	13.84	
		Stride length (m)	6.13	6.16	6.17	6.34	6.61	6.51	6.16	6.25	6.17	6.22	6.51	6.33	
		Stride duration (s)	0.470	0.446	0.463	0.470	0.460	0.460	0.455	0.464	0.466	0.446	0.474	0.457	
		Stride efficiency (%)	58.63	59.32	59.58	62.85	68.26	66.24	59.33	60.97	59.55	60.47	66.29	62.59	
		Stride count	32.65	32.46	32.39	31.54	30.26	30.72	32.46	32.02	32.40	32.15	30.71	410.81	

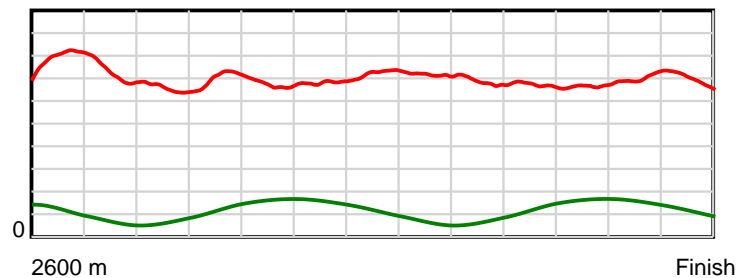
10 m Stride length



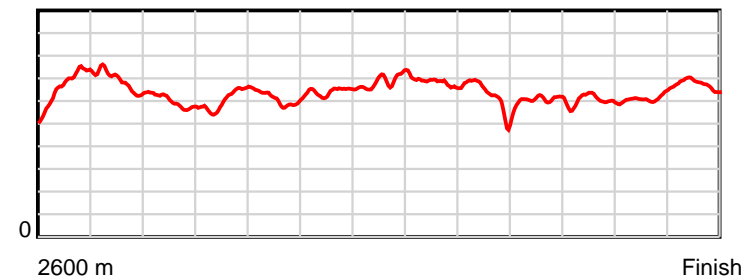
0.6 s Stride duration



20 m/sec Speed



100 % Stride efficiency



Note: Horizontal distance axis grid lines are 200m furlongs.

Disclaimer.

HRNZ and NZMTC and Thoroughbred Ratings Pty Ltd accepts no responsibility for the completeness or accuracy of any of the information contained herein, and makes no representations about its suitability for any particular purpose. Users should make their own judgements about those matters and/or seek independent advice. You assume all risks associated with use of the data provided on this page.



Race Results



April 06, 2018, Race 9, DIAMOND CREEK FARM NEW ZEALAND PACING DERBY (MOBILE), Distance 2600m, Addington - Survey 3200m

Result	TAB no.	Horse (Barrier)	2600 to	2400m to
9th	7	Star Commander (7)	2400m	2200m
		Position in running (margin)	-	13(11.4)
		Sectional time (s)	14.29	14.70
		Cumulative time (s)	188.48	174.19
		Speed (m/s)	13.99	13.61
		Stride length (m)	6.05	6.07
		Stride duration (s)	0.438	0.446
		Stride efficiency (%)	57.13	57.49
		Stride count	33.08	32.97

Disclaimer.

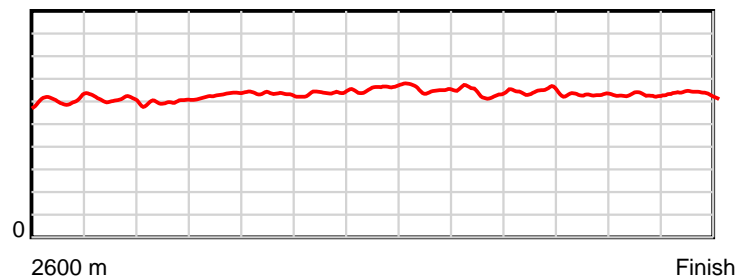
HRNZ and NZMTC and Thoroughbred Ratings Pty Ltd accepts no responsibility for the completeness or accuracy of any of the information contained herein, and makes no representations about its suitability for any particular purpose. Users should make their own judgements about those matters and/or seek independent advice. You assume all risks associated with use of the data provided on this page.

Race Results

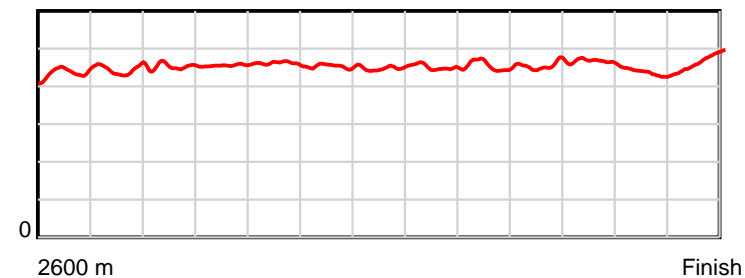
April 06, 2018, Race 9, DIAMOND CREEK FARM NEW ZEALAND PACING DERBY (MOBILE), Distance 2600m, Addington - Survey 3200m

Result	TAB no.	Horse (Barrier)	2200m to	2000m to	1800m to	1600m to	1400m to	1200m to	1000m to	800m to	600m to	400m to	200m to	Total or	Margin
9th	7	Star Commander (7)	2000m	1800m	1600m	1400m	1200m	1000m	800m	600m	400m	200m	WP	Average	
		Position in running (margin)	13(15.3)	12(13.5)	13(15.5)	12(13.7)	14(10.8)	13(9.2)	12(8.8)	12(7.7)	10(7.1)	10(8.2)	11(10.8)		18.00
		Sectional time (s)	15.04	14.58	14.60	14.43	13.58	14.00	14.66	14.11	15.15	14.34	15.00		
		Cumulative time (s)	159.49	144.45	129.87	115.27	100.84	87.26	73.26	58.60	44.49	29.34	15.00	3:08.48	
		Speed (m/s)	13.30	13.72	13.70	13.86	14.73	14.29	13.64	14.17	13.20	13.95	13.33	13.79	
		Stride length (m)	6.01	6.25	6.32	6.28	6.60	6.43	6.21	6.45	6.15	6.07	6.30	6.24	
		Stride duration (s)	0.452	0.456	0.461	0.453	0.448	0.450	0.455	0.455	0.466	0.435	0.473	0.452	
		Stride efficiency (%)	56.38	61.04	62.34	61.65	67.98	64.68	60.30	65.02	59.05	57.59	62.04	60.84	
		Stride count	33.30	32.00	31.67	31.84	30.32	31.09	32.20	31.01	32.53	32.94	31.74	416.69	

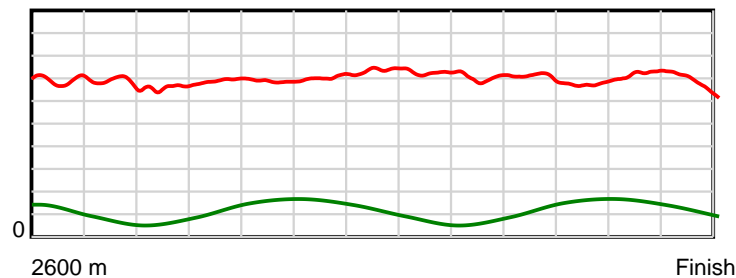
10 m Stride length



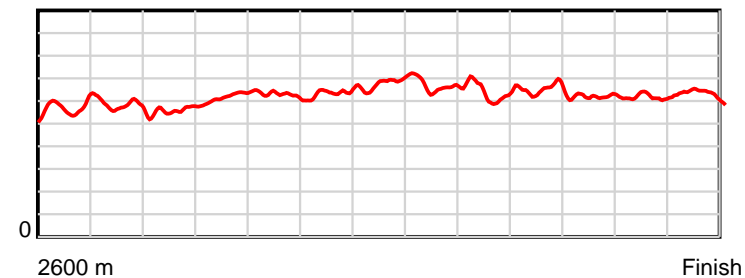
0.6 s Stride duration



20 m/sec Speed



100 % Stride efficiency



Note: Horizontal distance axis grid lines are 200m furlongs.

Disclaimer.

HRNZ and NZMTC and Thoroughbred Ratings Pty Ltd accepts no responsibility for the completeness or accuracy of any of the information contained herein, and makes no representations about its suitability for any particular purpose. Users should make their own judgements about those matters and/or seek independent advice. You assume all risks associated with use of the data provided on this page.



Race Results



April 06, 2018, Race 9, DIAMOND CREEK FARM NEW ZEALAND PACING DERBY (MOBILE), Distance 2600m, Addington - Survey 3200m

Result	TAB no.	Horse (Barrier)	2600 to 2400m	2400m to 2200m
10th	2	Culpeka (2)	2400m	2200m
		Position in running (margin)	-	1(0.0)
		Sectional time (s)	12.62	14.27
		Cumulative time (s)	188.52	175.90
		Speed (m/s)	15.84	14.02
		Stride length (m)	6.77	6.70
		Stride duration (s)	0.427	0.478
		Stride efficiency (%)	71.56	70.09
		Stride count	29.56	29.86

Disclaimer.

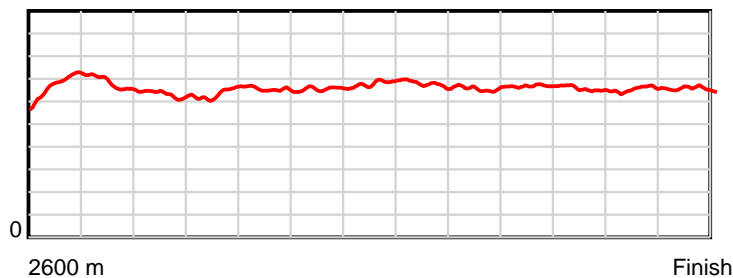
HRNZ and NZMTC and Thoroughbred Ratings Pty Ltd accepts no responsibility for the completeness or accuracy of any of the information contained herein, and makes no representations about its suitability for any particular purpose. Users should make their own judgements about those matters and/or seek independent advice. You assume all risks associated with use of the data provided on this page.

Race Results

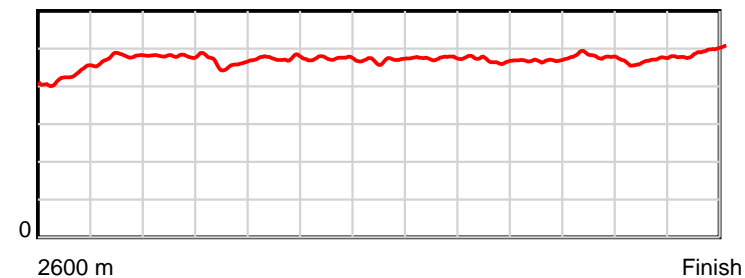
April 06, 2018, Race 9, DIAMOND CREEK FARM NEW ZEALAND PACING DERBY (MOBILE), Distance 2600m, Addington - Survey 3200m

Result	TAB no.	Horse (Barrier)	2200m to	2000m to	1800m to	1600m to	1400m to	1200m to	1000m to	800m to	600m to	400m to	200m to	Total or	Margin
10th	2	Culpeka (2)	2000m	1800m	1600m	1400m	1200m	1000m	800m	600m	400m	200m	WP	Average	
		Position in running (margin)	2(1.2)	3(1.9)	4(4.0)	4(4.3)	3(2.8)	5(2.9)	7(5.5)	8(4.6)	7(3.9)	7(4.7)	9(9.5)		18.20
		Sectional time (s)	15.45	14.60	14.94	14.66	13.88	14.50	14.68	14.09	15.11	14.72	15.00		
		Cumulative time (s)	161.63	146.18	131.58	116.64	101.98	88.10	73.60	58.92	44.83	29.72	15.00	3:08.52	
		Speed (m/s)	12.94	13.70	13.39	13.64	14.41	13.79	13.62	14.19	13.24	13.59	13.33	13.79	
		Stride length (m)	6.22	6.34	6.36	6.46	6.77	6.55	6.39	6.66	6.35	6.36	6.57	6.50	
		Stride duration (s)	0.481	0.463	0.475	0.474	0.470	0.475	0.469	0.469	0.480	0.468	0.493	0.471	
		Stride efficiency (%)	60.51	62.83	63.15	65.26	71.62	67.03	63.86	69.29	63.04	63.25	67.48	65.93	
		Stride count	32.14	31.54	31.46	30.95	29.54	30.54	31.29	30.04	31.49	31.44	30.43	400.28	

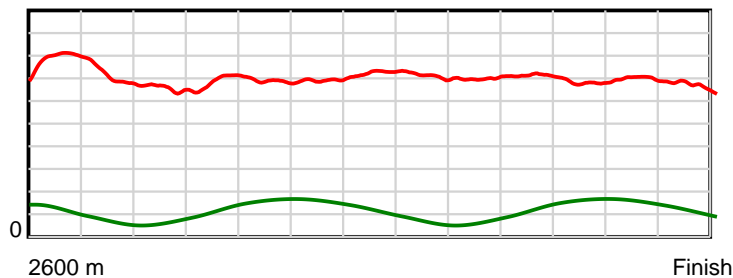
10 m Stride length



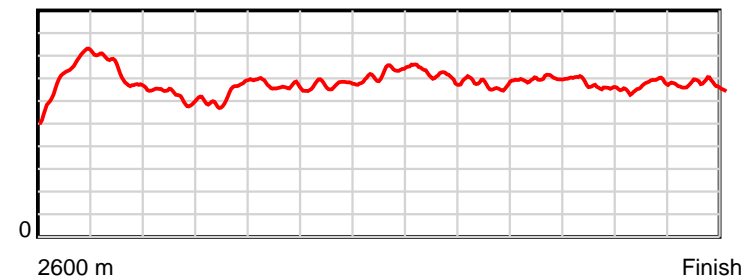
0.6 s Stride duration



20 m/sec Speed



100 % Stride efficiency



Note: Horizontal distance axis grid lines are 200m furlongs.

Disclaimer.

HRNZ and NZMTC and Thoroughbred Ratings Pty Ltd accepts no responsibility for the completeness or accuracy of any of the information contained herein, and makes no representations about its suitability for any particular purpose. Users should make their own judgements about those matters and/or seek independent advice. You assume all risks associated with use of the data provided on this page.



Race Results



April 06, 2018, Race 9, DIAMOND CREEK FARM NEW ZEALAND PACING DERBY (MOBILE), Distance 2600m, Addington - Survey 3200m

Result	TAB no.	Horse (Barrier)	2600 to	2400m to
11th	6	Alta Maestro (6)	2400m	2200m
		Position in running (margin)	-	3(1.3)
		Sectional time (s)	12.62	14.45
		Cumulative time (s)	189.00	176.38
		Speed (m/s)	15.84	13.84
		Stride length (m)	6.94	6.49
		Stride duration (s)	0.445	0.469
		Stride efficiency (%)	75.28	65.90
		Stride count	28.82	30.80

Disclaimer.

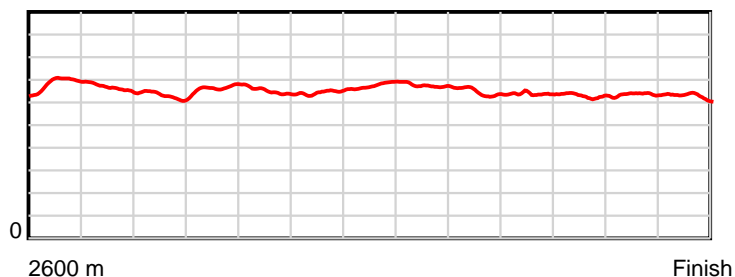
HRNZ and NZMTC and Thoroughbred Ratings Pty Ltd accepts no responsibility for the completeness or accuracy of any of the information contained herein, and makes no representations about its suitability for any particular purpose. Users should make their own judgements about those matters and/or seek independent advice. You assume all risks associated with use of the data provided on this page.

Race Results

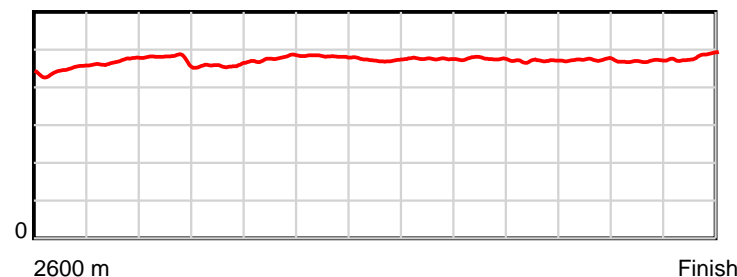
April 06, 2018, Race 9, DIAMOND CREEK FARM NEW ZEALAND PACING DERBY (MOBILE), Distance 2600m, Addington - Survey 3200m

Result	TAB no.	Horse (Barrier)	2200m to	2000m to	1800m to	1600m to	1400m to	1200m to	1000m to	800m to	600m to	400m to	200m to	Total or	Margin
11th	6	Alta Maestro (6)	2000m	1800m	1600m	1400m	1200m	1000m	800m	600m	400m	200m	WP	Average	
		Position in running (margin)	4(3.7)	4(3.3)	1(0.0)	1(0.0)	1(0.0)	1(0.0)	1(0.0)	1(0.0)	5(3.4)	6(4.6)	10(10.7)		20.90
		Sectional time (s)	15.27	13.70	14.89	14.91	13.86	14.07	14.83	14.78	15.18	14.92	15.52		
		Cumulative time (s)	161.93	146.66	132.96	118.07	103.16	89.30	75.23	60.40	45.62	30.44	15.52	3:09.00	
		Speed (m/s)	13.10	14.60	13.43	13.41	14.43	14.21	13.49	13.53	13.18	13.40	12.89	13.76	
		Stride length (m)	6.24	6.69	6.41	6.46	6.81	6.76	6.41	6.36	6.23	6.30	6.21	6.48	
		Stride duration (s)	0.476	0.458	0.477	0.482	0.472	0.475	0.475	0.470	0.473	0.470	0.482	0.471	
		Stride efficiency (%)	60.85	69.87	64.25	65.29	72.54	71.38	64.27	63.29	60.65	61.95	60.23	65.59	
		Stride count	32.05	29.91	31.19	30.94	29.35	29.59	31.18	31.43	32.10	31.76	32.21	401.33	

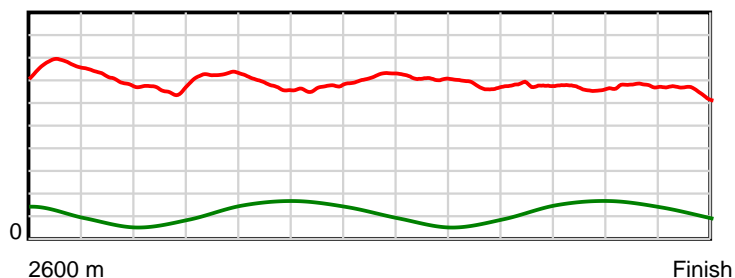
10 m Stride length



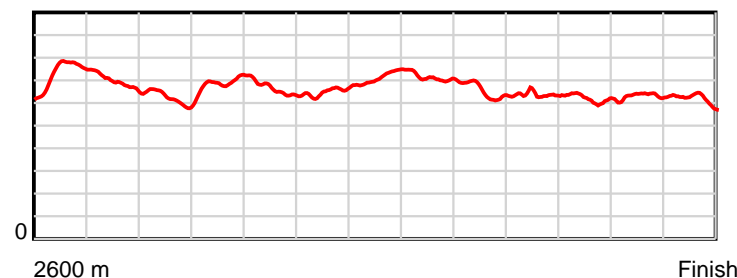
0.6 s Stride duration



20 m/sec Speed



100 % Stride efficiency



Note: Horizontal distance axis grid lines are 200m furlongs.

Disclaimer.

HRNZ and NZMTC and Thoroughbred Ratings Pty Ltd accepts no responsibility for the completeness or accuracy of any of the information contained herein, and makes no representations about its suitability for any particular purpose. Users should make their own judgements about those matters and/or seek independent advice. You assume all risks associated with use of the data provided on this page.



Race Results



April 06, 2018, Race 9, DIAMOND CREEK FARM NEW ZEALAND PACING DERBY (MOBILE), Distance 2600m, Addington - Survey 3200m

Result	TAB no.	Horse (Barrier)	2600 to	2400m to
12th	5	Hail Christian (5)	2400m	2200m
		Position in running (margin)	-	4(2.1)
		Sectional time (s)	12.99	14.06
		Cumulative time (s)	190.55	177.56
		Speed (m/s)	15.39	14.22
		Stride length (m)	6.28	6.23
		Stride duration (s)	0.406	0.438
		Stride efficiency (%)	61.67	60.60
		Stride count	31.84	32.12

Disclaimer.

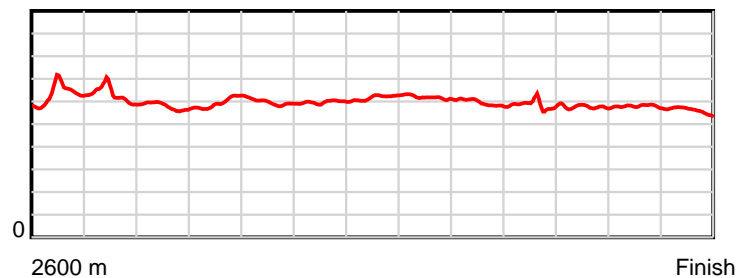
HRNZ and NZMTC and Thoroughbred Ratings Pty Ltd accepts no responsibility for the completeness or accuracy of any of the information contained herein, and makes no representations about its suitability for any particular purpose. Users should make their own judgements about those matters and/or seek independent advice. You assume all risks associated with use of the data provided on this page.

Race Results

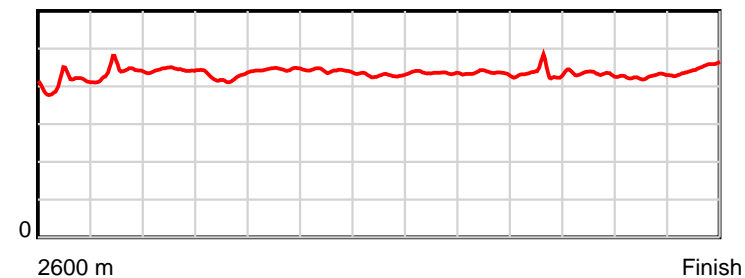
April 06, 2018, Race 9, DIAMOND CREEK FARM NEW ZEALAND PACING DERBY (MOBILE), Distance 2600m, Addington - Survey 3200m

Result	TAB no.	Horse (Barrier)	2200m to	2000m to	1800m to	1600m to	1400m to	1200m to	1000m to	800m to	600m to	400m to	200m to	Total or	Margin
12th	5	Hail Christian (5)	2000m	1800m	1600m	1400m	1200m	1000m	800m	600m	400m	200m	WP	Average	
		Position in running (margin)	3(2.1)	2(1.9)	3(2.6)	3(3.7)	4(3.2)	6(3.5)	6(4.0)	7(3.4)	11(7.7)	11(9.4)	12(15.4)		29.50
		Sectional time (s)	15.31	14.36	15.07	14.82	13.92	14.15	14.73	14.93	15.26	14.89	16.06		
		Cumulative time (s)	163.50	148.19	133.83	118.76	103.94	90.02	75.87	61.14	46.21	30.95	16.06	3:10.55	
		Speed (m/s)	13.06	13.93	13.27	13.50	14.37	14.13	13.58	13.40	13.11	13.43	12.45	13.64	
		Stride length (m)	5.79	5.93	5.91	5.95	6.17	6.16	5.90	5.82	5.68	5.72	5.59	5.93	
		Stride duration (s)	0.443	0.426	0.445	0.441	0.430	0.436	0.435	0.435	0.433	0.426	0.449	0.434	
		Stride efficiency (%)	52.44	54.97	54.49	55.38	59.57	59.32	54.46	53.02	50.42	51.20	48.75	54.89	
		Stride count	34.53	33.72	33.87	33.60	32.39	32.46	33.88	34.34	35.21	34.94	35.81	438.71	

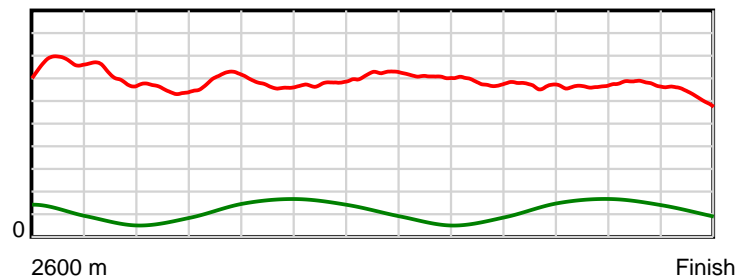
10 m Stride length



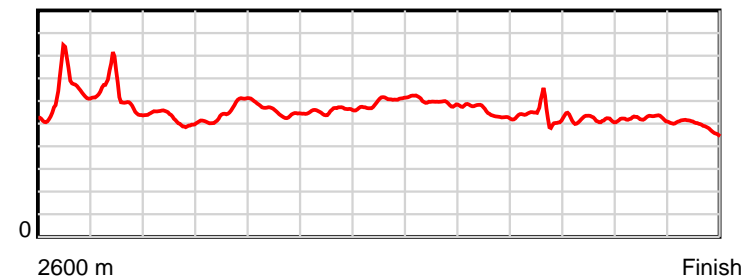
0.6 s Stride duration



20 m/sec Speed



100 % Stride efficiency



Note: Horizontal distance axis grid lines are 200m furlongs.

Disclaimer.

HRNZ and NZMTC and Thoroughbred Ratings Pty Ltd accepts no responsibility for the completeness or accuracy of any of the information contained herein, and makes no representations about its suitability for any particular purpose. Users should make their own judgements about those matters and/or seek independent advice. You assume all risks associated with use of the data provided on this page.



Race Results



April 06, 2018, Race 9, DIAMOND CREEK FARM NEW ZEALAND PACING DERBY (MOBILE), Distance 2600m, Addington - Survey 3200m

Result	TAB no.	Horse (Barrier)	2600 to	2400m to
13th	11	Aloka (11)	2400m	2200m
		Position in running (margin)	-	8(6.1)
		Sectional time (s)	13.43	14.83
		Cumulative time (s)	190.60	177.17
		Speed (m/s)	14.89	13.49
		Stride length (m)	6.15	5.77
		Stride duration (s)	0.409	0.428
		Stride efficiency (%)	59.16	52.10
		Stride count	32.51	34.64

Disclaimer.

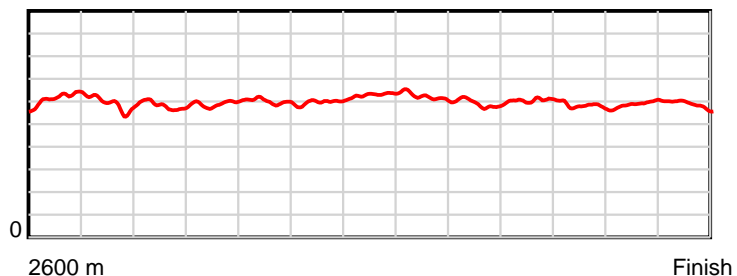
HRNZ and NZMTC and Thoroughbred Ratings Pty Ltd accepts no responsibility for the completeness or accuracy of any of the information contained herein, and makes no representations about its suitability for any particular purpose. Users should make their own judgements about those matters and/or seek independent advice. You assume all risks associated with use of the data provided on this page.

Race Results

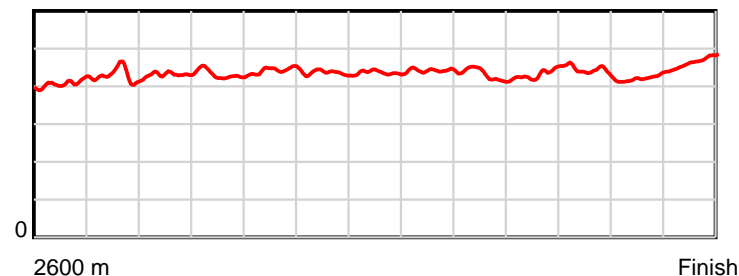
April 06, 2018, Race 9, DIAMOND CREEK FARM NEW ZEALAND PACING DERBY (MOBILE), Distance 2600m, Addington - Survey 3200m

Result	TAB no.	Horse (Barrier)	2200m to	2000m to	1800m to	1600m to	1400m to	1200m to	1000m to	800m to	600m to	400m to	200m to	Total or	Margin
13th	11	Aloka (11)	2000m	1800m	1600m	1400m	1200m	1000m	800m	600m	400m	200m	WP	Average	
		Position in running (margin)	8(10.8)	7(6.8)	8(9.2)	8(8.6)	9(7.6)	12(7.5)	13(9.7)	13(8.5)	12(9.2)	13(11.5)	13(16.5)		29.80
		Sectional time (s)	14.68	14.64	14.80	14.74	13.85	14.43	14.62	14.33	15.36	14.74	16.15		
		Cumulative time (s)	162.34	147.66	133.02	118.22	103.48	89.63	75.20	60.58	46.25	30.89	16.15	3:10.60	
		Speed (m/s)	13.62	13.66	13.51	13.57	14.44	13.86	13.68	13.96	13.02	13.57	12.38	13.64	
		Stride length (m)	5.88	5.90	5.99	5.91	6.30	6.13	5.89	6.06	5.74	5.75	5.80	5.94	
		Stride duration (s)	0.432	0.432	0.443	0.435	0.436	0.442	0.430	0.434	0.441	0.424	0.469	0.435	
		Stride efficiency (%)	54.11	54.38	56.06	54.56	61.95	58.74	54.17	57.30	51.56	51.59	52.65	55.13	
		Stride count	33.99	33.90	33.39	33.85	31.76	32.62	33.97	33.03	34.82	34.81	34.46	437.75	

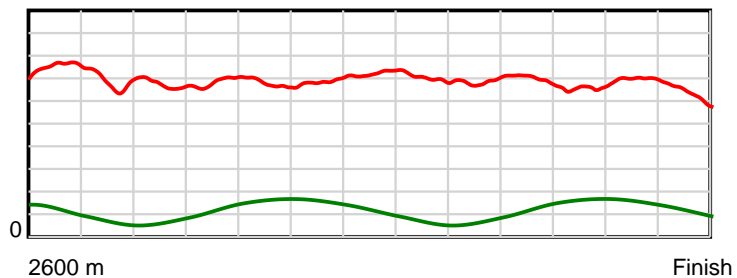
10 m Stride length



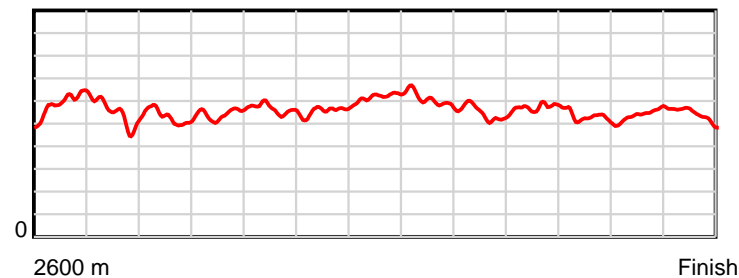
0.6 s Stride duration



20 m/sec Speed



100 % Stride efficiency



Note: Horizontal distance axis grid lines are 200m furlongs.

Disclaimer.

HRNZ and NZMTC and Thoroughbred Ratings Pty Ltd accepts no responsibility for the completeness or accuracy of any of the information contained herein, and makes no representations about its suitability for any particular purpose. Users should make their own judgements about those matters and/or seek independent advice. You assume all risks associated with use of the data provided on this page.



Race Results



April 06, 2018, Race 9, DIAMOND CREEK FARM NEW ZEALAND PACING DERBY (MOBILE), Distance 2600m, Addington - Survey 3200m

Result	TAB no.	Horse (Barrier)	2600 to	2400m to
14th	10	Born To Run (10)	2400m	2200m
		Position in running (margin)	-	6(3.6)
		Sectional time (s)	13.09	14.14
		Cumulative time (s)	202.58	189.49
		Speed (m/s)	15.27	14.14
		Stride length (m)	6.35	6.46
		Stride duration (s)	0.406	0.456
		Stride efficiency (%)	63.00	65.13
		Stride count	31.50	30.98

Disclaimer.

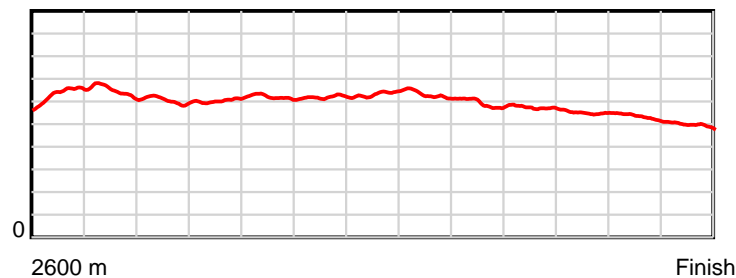
HRNZ and NZMTC and Thoroughbred Ratings Pty Ltd accepts no responsibility for the completeness or accuracy of any of the information contained herein, and makes no representations about its suitability for any particular purpose. Users should make their own judgements about those matters and/or seek independent advice. You assume all risks associated with use of the data provided on this page.

Race Results

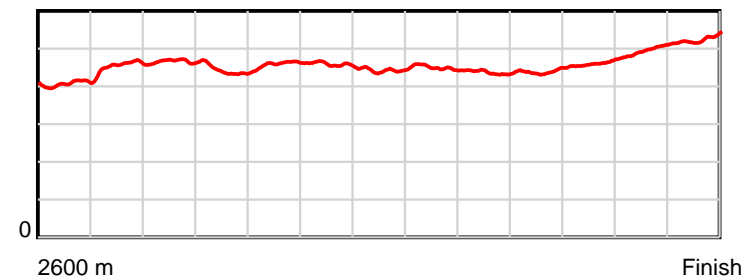
April 06, 2018, Race 9, DIAMOND CREEK FARM NEW ZEALAND PACING DERBY (MOBILE), Distance 2600m, Addington - Survey 3200m

Result	TAB no.	Horse (Barrier)	2200m to	2000m to	1800m to	1600m to	1400m to	1200m to	1000m to	800m to	600m to	400m to	200m to	Total or	Margin
14th	10	Born To Run (10)	2000m	1800m	1600m	1400m	1200m	1000m	800m	600m	400m	200m	WP	Average	
		Position in running (margin)	5(4.1)	5(4.0)	5(6.0)	5(5.3)	7(4.9)	9(5.0)	9(6.7)	10(6.2)	14(12.7)	14(24.0)	14(56.7)		96.40
		Sectional time (s)	15.32	14.59	14.78	14.84	13.87	14.36	14.75	15.29	16.85	19.35	21.35		
		Cumulative time (s)	175.35	160.03	145.44	130.66	115.82	101.95	87.59	72.84	57.55	40.70	21.35	3:22.58	
		Speed (m/s)	13.05	13.71	13.53	13.48	14.42	13.93	13.56	13.08	11.87	10.34	9.37	12.83	
		Stride length (m)	6.08	6.08	6.21	6.19	6.38	6.27	5.92	5.74	5.46	5.13	4.92	5.90	
		Stride duration (s)	0.466	0.443	0.459	0.459	0.442	0.450	0.437	0.439	0.460	0.496	0.526	0.459	
		Stride efficiency (%)	57.78	57.71	60.25	59.81	63.58	61.42	54.79	51.53	46.60	41.05	37.89	54.33	
		Stride count	32.89	32.91	32.21	32.33	31.35	31.90	33.78	34.83	36.62	39.02	40.62	440.94	

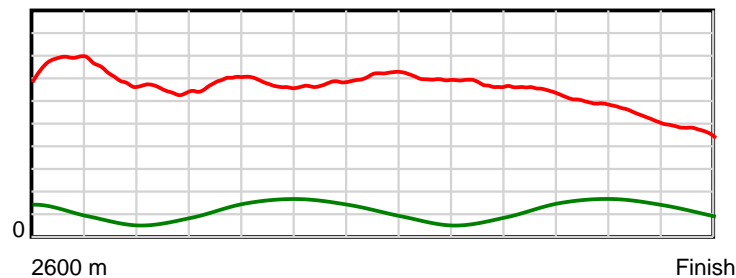
10 m Stride length



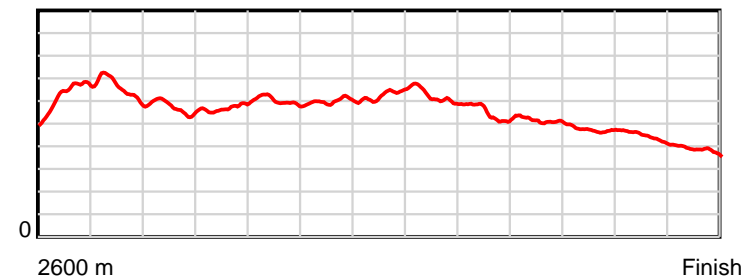
0.6 s Stride duration



20 m/sec Speed



100 % Stride efficiency



Note: Horizontal distance axis grid lines are 200m furlongs.

Disclaimer.

HRNZ and NZMTC and Thoroughbred Ratings Pty Ltd accepts no responsibility for the completeness or accuracy of any of the information contained herein, and makes no representations about its suitability for any particular purpose. Users should make their own judgements about those matters and/or seek independent advice. You assume all risks associated with use of the data provided on this page.