



Race Results

NZ Metropolitan Trotting Club Inc, HRNZ, April 20, 2018

Compilation date: April 20, 2018, 5:57:03 PM (NZST)

Copyright © 2018 HRNZ and NZMTC. All rights reserved.

Trademarks.

StrideMASTER is a registered trademark of Thoroughbred Ratings Pty Ltd.

Disclaimer.

HRNZ and NZMTC and Thoroughbred Ratings Pty Ltd accepts no responsibility for the completeness or accuracy of any of the information contained herein, and makes no representations about its suitability for any particular purpose. Users should make their own judgements about those matters and/or seek independent advice. You assume all risks associated with use of the data provided on this page.



Race Results



April 20, 2018, Race 2, CHRISTCHURCH CASINO MOBILE PACE, Distance 2600m, Addington - Survey 3200m

Result	TAB no.	Horse (Barrier)	2600 to	2400m to
1st	11	Denstown (10)	2400m	2200m
		Position in running (margin)	-	3(3.0)
		Sectional time (s)	-176.63	14.37
		Cumulative time (s)	.05	176.68
		Speed (m/s)	-1.13	13.92
		Stride length (m)	6.92	6.57
		Stride duration (s)	0.455	0.472
		Stride efficiency (%)	74.72	67.47
		Stride count	28.92	30.44

Disclaimer.

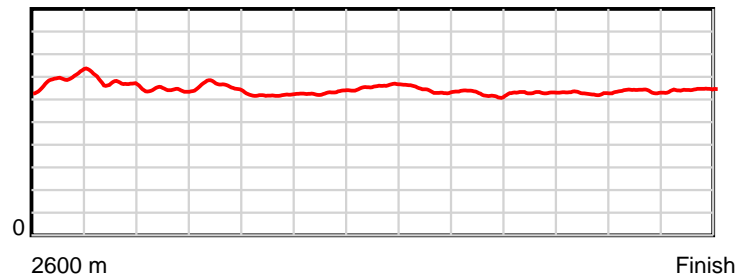
HRNZ and NZMTC and Thoroughbred Ratings Pty Ltd accepts no responsibility for the completeness or accuracy of any of the information contained herein, and makes no representations about its suitability for any particular purpose. Users should make their own judgements about those matters and/or seek independent advice. You assume all risks associated with use of the data provided on this page.

Race Results

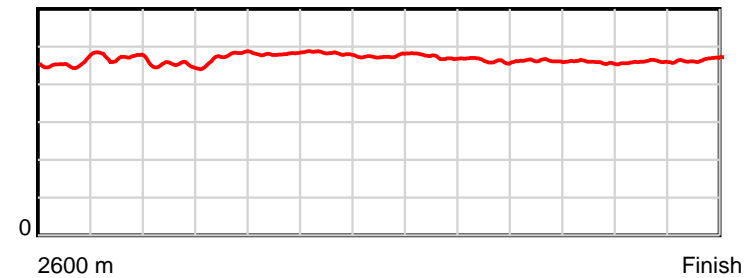
April 20, 2018, Race 2, CHRISTCHURCH CASINO MOBILE PACE, Distance 2600m, Addington - Survey 3200m

Result	TAB no.	Horse (Barrier)	2200m to	2000m to	1800m to	1600m to	1400m to	1200m to	1000m to	800m to	600m to	400m to	200m to	Total or	Margin
1st	11	Denstown (10)	2000m	1800m	1600m	1400m	1200m	1000m	800m	600m	400m	200m	WP	Average	
		Position in running (margin)	4(4.8)	2(1.1)	1(0.0)	1(0.0)	1(0.0)	1(0.0)	1(0.0)	1(0.0)	1(0.0)	1(0.0)	1(0.0)		0.00
		Sectional time (s)	14.43	14.46	15.46	15.41	14.44	14.85	14.80	14.64	14.62	14.64	14.56		
		Cumulative time (s)	162.31	147.88	133.42	117.96	102.55	88.11	73.26	58.46	43.82	29.20	14.56	0:00.05	
		Speed (m/s)	13.86	13.83	12.94	12.98	13.85	13.47	13.51	13.66	13.68	13.66	13.74	49408.05	
		Stride length (m)	6.24	6.57	6.22	6.26	6.58	6.36	6.25	6.32	6.27	6.28	6.39	6.40	
		Stride duration (s)	0.450	0.475	0.481	0.482	0.475	0.472	0.462	0.462	0.458	0.460	0.465	0.000	
		Stride efficiency (%)	60.92	67.52	60.50	61.19	67.72	63.11	60.99	62.40	61.43	61.58	63.88	63.94	
		Stride count	32.03	30.43	32.14	31.96	30.38	31.47	32.01	31.65	31.90	31.86	31.28	406.47	

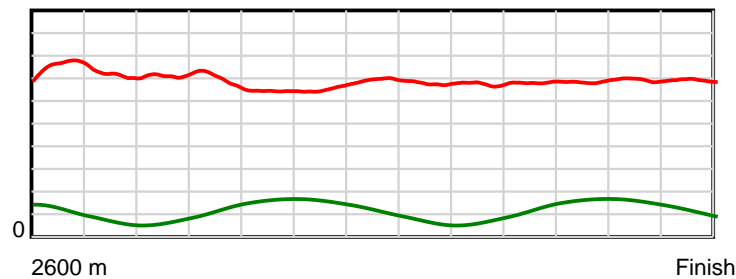
10 m Stride length



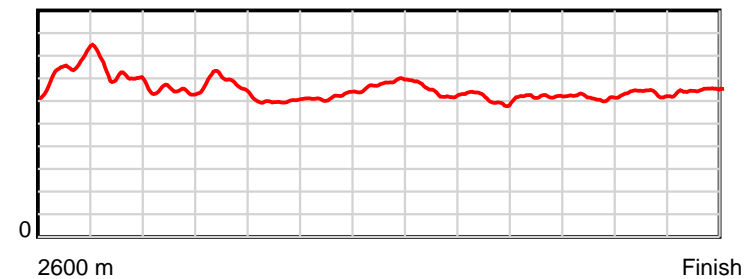
0.6 s Stride duration



20 m/sec Speed



100 % Stride efficiency



Note: Horizontal distance axis grid lines are 200m furlongs.

Disclaimer.

HRNZ and NZMTC and Thoroughbred Ratings Pty Ltd accepts no responsibility for the completeness or accuracy of any of the information contained herein, and makes no representations about its suitability for any particular purpose. Users should make their own judgements about those matters and/or seek independent advice. You assume all risks associated with use of the data provided on this page.



Race Results



April 20, 2018, Race 2, CHRISTCHURCH CASINO MOBILE PACE, Distance 2600m, Addington - Survey 3200m

Result	TAB no.	Horse (Barrier)	2600 to	2400m to
2nd	12	For The Corz (11)	2400m	2200m
		Position in running (margin)	-	7(5.2)
		Sectional time (s)	-176.21	14.31
		Cumulative time (s)	.10	176.31
		Speed (m/s)	-1.14	13.98
		Stride length (m)	6.46	6.26
		Stride duration (s)	0.434	0.448
		Stride efficiency (%)	65.28	61.29
		Stride count	30.94	31.93

Disclaimer.

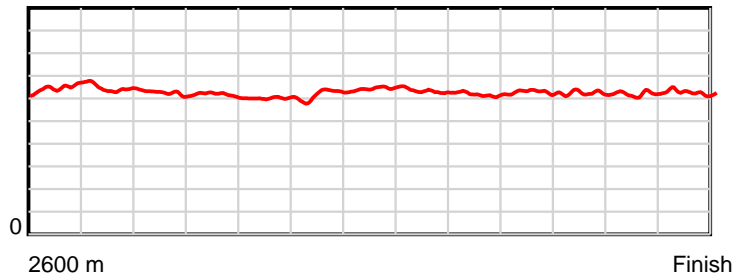
HRNZ and NZMTC and Thoroughbred Ratings Pty Ltd accepts no responsibility for the completeness or accuracy of any of the information contained herein, and makes no representations about its suitability for any particular purpose. Users should make their own judgements about those matters and/or seek independent advice. You assume all risks associated with use of the data provided on this page.

Race Results

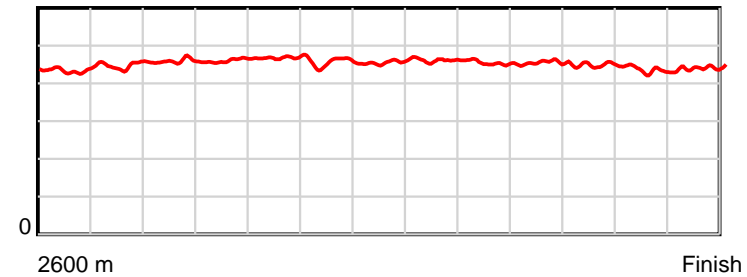
April 20, 2018, Race 2, CHRISTCHURCH CASINO MOBILE PACE, Distance 2600m, Addington - Survey 3200m

Result	TAB no.	Horse (Barrier)	2200m to	2000m to	1800m to	1600m to	1400m to	1200m to	1000m to	800m to	600m to	400m to	200m to	Total or	Margin
2nd	12	For The Corz (11)	2000m	1800m	1600m	1400m	1200m	1000m	800m	600m	400m	200m	WP	Average	
		Position in running (margin)	5(6.7)	6(5.4)	6(7.1)	7(9.2)	7(7.5)	6(5.7)	7(6.1)	7(6.8)	6(5.7)	6(5.3)	4(2.9)		0.30
		Sectional time (s)	14.84	14.92	15.81	15.12	14.14	14.92	14.92	14.44	14.55	14.25	14.09		
		Cumulative time (s)	162.00	147.16	132.24	116.43	101.31	87.17	72.25	57.33	42.89	28.34	14.09	0:00.10	
		Speed (m/s)	13.48	13.40	12.65	13.23	14.14	13.40	13.40	13.85	13.75	14.04	14.19	25335.45	
		Stride length (m)	6.18	6.17	5.93	6.03	6.45	6.18	6.08	6.30	6.16	6.11	6.27	6.20	
		Stride duration (s)	0.459	0.460	0.468	0.456	0.456	0.461	0.454	0.455	0.448	0.435	0.442	0.000	
		Stride efficiency (%)	59.72	59.47	54.87	56.77	65.06	59.69	57.80	61.99	59.21	58.26	61.47	59.97	
		Stride count	32.35	32.42	33.75	33.18	31.00	32.36	32.88	31.75	32.49	32.75	31.89	419.69	

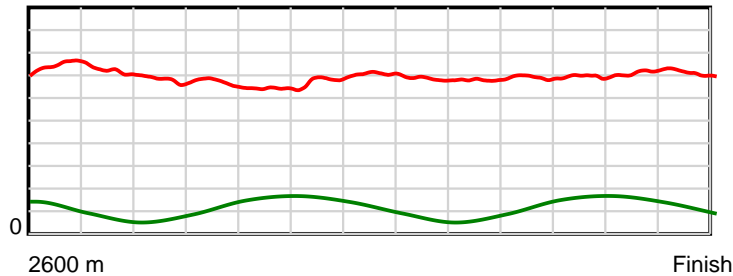
10 m Stride length



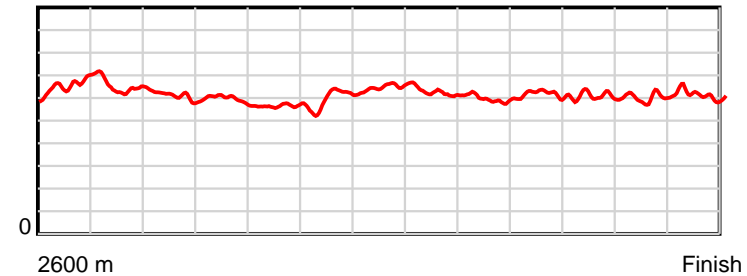
0.6 s Stride duration



20 m/sec Speed



100 % Stride efficiency



Note: Horizontal distance axis grid lines are 200m furlongs.

Disclaimer.

HRNZ and NZMTC and Thoroughbred Ratings Pty Ltd accepts no responsibility for the completeness or accuracy of any of the information contained herein, and makes no representations about its suitability for any particular purpose. Users should make their own judgements about those matters and/or seek independent advice. You assume all risks associated with use of the data provided on this page.



Race Results



April 20, 2018, Race 2, CHRISTCHURCH CASINO MOBILE PACE, Distance 2600m, Addington - Survey 3200m

Result	TAB no.	Horse (Barrier)	2600 to	2400m to
3rd	9	Mach Up (8)	2400m	2200m
		Position in running (margin)	-	4(4.0)
		Sectional time (s)	-176.38	14.57
		Cumulative time (s)	.15	176.53
		Speed (m/s)	-1.13	13.73
		Stride length (m)	6.09	5.84
		Stride duration (s)	0.413	0.426
		Stride efficiency (%)	58.02	53.34
		Stride count	32.82	34.23

Disclaimer.

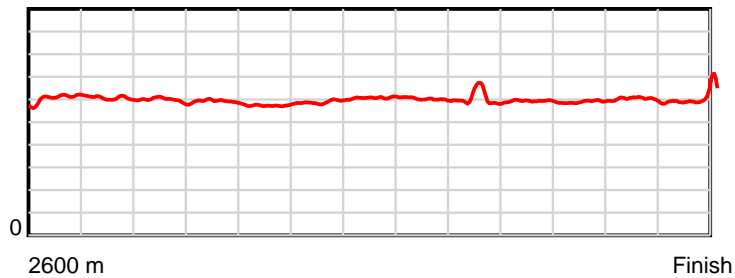
HRNZ and NZMTC and Thoroughbred Ratings Pty Ltd accepts no responsibility for the completeness or accuracy of any of the information contained herein, and makes no representations about its suitability for any particular purpose. Users should make their own judgements about those matters and/or seek independent advice. You assume all risks associated with use of the data provided on this page.

Race Results

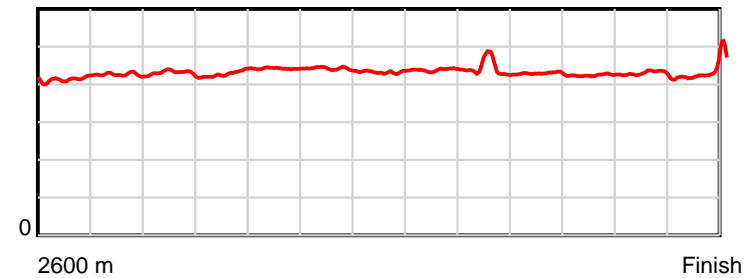
April 20, 2018, Race 2, CHRISTCHURCH CASINO MOBILE PACE, Distance 2600m, Addington - Survey 3200m

Result	TAB no.	Horse (Barrier)	2200m to	2000m to	1800m to	1600m to	1400m to	1200m to	1000m to	800m to	600m to	400m to	200m to	Total or	Margin
3rd	9	Mach Up (8)	2000m	1800m	1600m	1400m	1200m	1000m	800m	600m	400m	200m	WP	Average	
		Position in running (margin)	6(7.0)	4(4.7)	3(3.8)	3(4.2)	3(3.2)	3(2.2)	3(2.4)	3(3.1)	2(2.4)	3(2.8)	2(1.2)		0.60
		Sectional time (s)	14.66	14.48	15.53	15.24	14.27	14.89	14.91	14.52	14.68	14.38	14.40		
		Cumulative time (s)	161.96	147.30	132.82	117.29	102.05	87.78	72.89	57.98	43.46	28.78	14.40	0:00.15	
		Speed (m/s)	13.64	13.81	12.88	13.12	14.02	13.43	13.41	13.77	13.62	13.91	13.89	17035.44	
		Stride length (m)	5.87	5.93	5.69	5.79	6.07	5.89	5.87	5.90	5.78	5.95	6.04	5.90	
		Stride duration (s)	0.431	0.430	0.442	0.441	0.433	0.438	0.438	0.429	0.424	0.428	0.435	0.000	
		Stride efficiency (%)	53.89	55.02	50.62	52.31	57.59	54.15	53.92	54.45	52.18	55.36	56.97	54.39	
		Stride count	34.06	33.71	35.14	34.57	32.95	33.98	34.05	33.88	34.61	33.60	33.12	440.72	

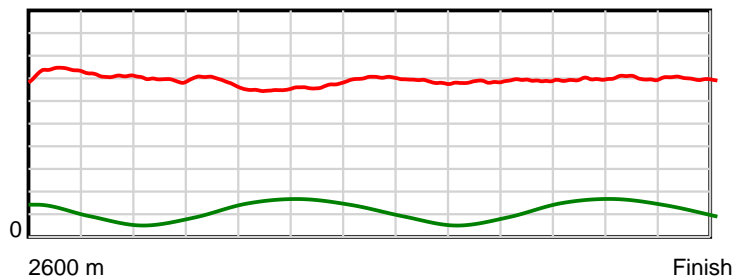
10 m Stride length



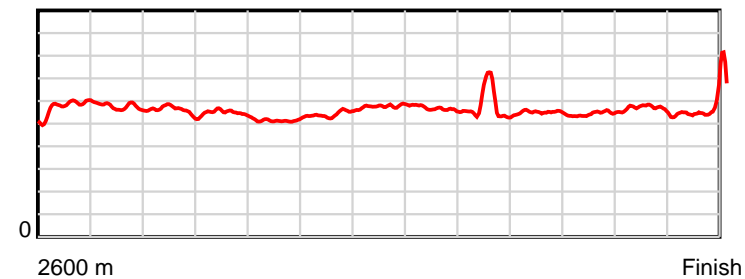
0.6 s Stride duration



20 m/sec Speed



100 % Stride efficiency



Note: Horizontal distance axis grid lines are 200m furlongs.

Disclaimer.

HRNZ and NZMTC and Thoroughbred Ratings Pty Ltd accepts no responsibility for the completeness or accuracy of any of the information contained herein, and makes no representations about its suitability for any particular purpose. Users should make their own judgements about those matters and/or seek independent advice. You assume all risks associated with use of the data provided on this page.



Race Results



April 20, 2018, Race 2, CHRISTCHURCH CASINO MOBILE PACE, Distance 2600m, Addington - Survey 3200m

Result	TAB no.	Horse (Barrier)	2600 to	2400m to
4th	2	Burning Rubber (2)	2400m	2200m
		Position in running (margin)	-	2(1.4)
		Sectional time (s)	-176.87	14.18
		Cumulative time (s)	.35	177.22
		Speed (m/s)	-1.13	14.10
		Stride length (m)	6.28	6.29
		Stride duration (s)	0.414	0.446
		Stride efficiency (%)	61.65	61.87
		Stride count	31.84	31.78

Disclaimer.

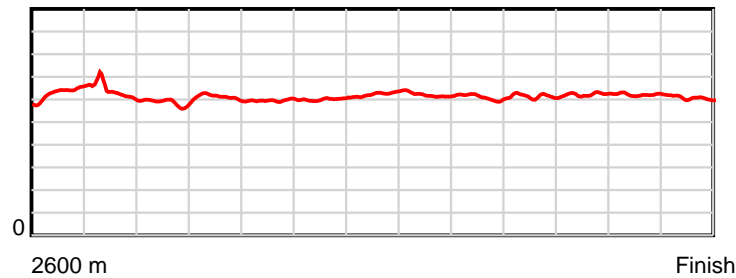
HRNZ and NZMTC and Thoroughbred Ratings Pty Ltd accepts no responsibility for the completeness or accuracy of any of the information contained herein, and makes no representations about its suitability for any particular purpose. Users should make their own judgements about those matters and/or seek independent advice. You assume all risks associated with use of the data provided on this page.

Race Results

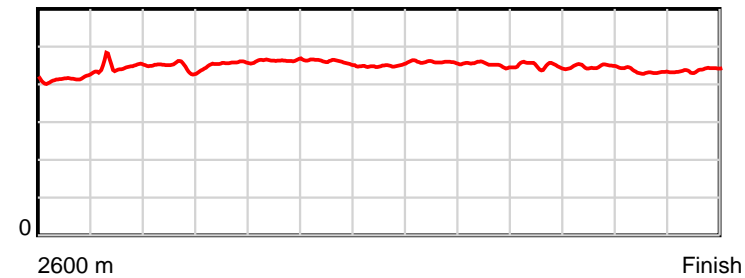
April 20, 2018, Race 2, CHRISTCHURCH CASINO MOBILE PACE, Distance 2600m, Addington - Survey 3200m

Result	TAB no.	Horse (Barrier)	2200m to	2000m to	1800m to	1600m to	1400m to	1200m to	1000m to	800m to	600m to	400m to	200m to	Total or	Margin
4th	2	Burning Rubber (2)	2000m	1800m	1600m	1400m	1200m	1000m	800m	600m	400m	200m	WP	Average	
		Position in running (margin)	2(2.1)	3(2.6)	4(4.2)	4(4.6)	4(4.0)	4(3.6)	5(3.8)	4(3.9)	4(4.1)	4(3.7)	3(1.9)		1.70
		Sectional time (s)	15.13	14.90	15.52	15.31	14.37	14.89	14.82	14.67	14.55	14.33	14.55		
		Cumulative time (s)	163.04	147.91	133.01	117.49	102.18	87.81	72.92	58.10	43.43	28.88	14.55	0:00.35	
		Speed (m/s)	13.22	13.42	12.89	13.06	13.92	13.43	13.50	13.63	13.75	13.96	13.75	7373.31	
		Stride length (m)	5.91	6.10	5.97	6.01	6.25	6.16	6.11	6.13	6.15	6.05	6.04	6.11	
		Stride duration (s)	0.447	0.454	0.463	0.460	0.449	0.459	0.452	0.450	0.447	0.434	0.439	0.001	
		Stride efficiency (%)	54.57	58.12	55.70	56.42	61.11	59.37	58.27	58.66	59.08	57.27	56.92	58.33	
		Stride count	33.85	32.79	33.50	33.28	31.98	32.45	32.75	32.64	32.53	33.04	33.14	425.57	

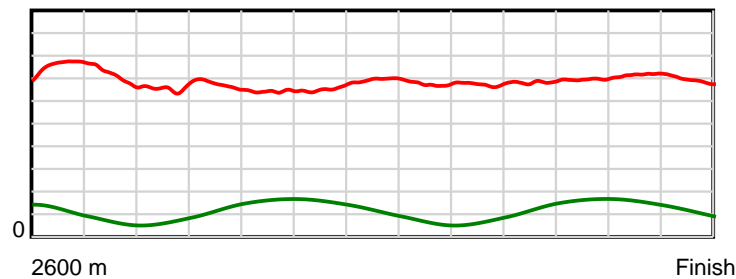
10 m Stride length



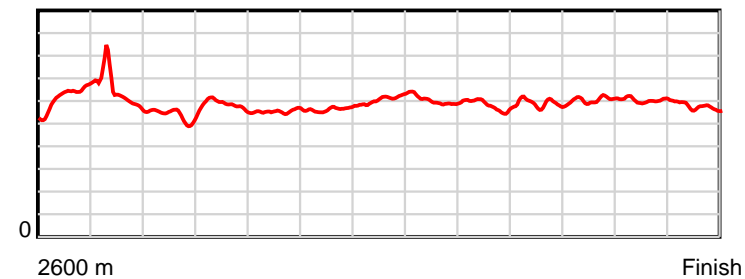
0.6 s Stride duration



20 m/sec Speed



100 % Stride efficiency



Note: Horizontal distance axis grid lines are 200m furlongs.

Disclaimer.

HRNZ and NZMTC and Thoroughbred Ratings Pty Ltd accepts no responsibility for the completeness or accuracy of any of the information contained herein, and makes no representations about its suitability for any particular purpose. Users should make their own judgements about those matters and/or seek independent advice. You assume all risks associated with use of the data provided on this page.



Race Results



April 20, 2018, Race 2, CHRISTCHURCH CASINO MOBILE PACE, Distance 2600m, Addington - Survey 3200m

Result	TAB no.	Horse (Barrier)	2600 to	2400m to
5th	13	Apocalypse (12)	2400m	2200m
		Position in running (margin)	-	10(7.0)
		Sectional time (s)	-175.86	14.31
		Cumulative time (s)	.64	176.50
		Speed (m/s)	-1.14	13.98
		Stride length (m)	6.60	6.48
		Stride duration (s)	0.448	0.464
		Stride efficiency (%)	68.05	65.63
		Stride count	30.31	30.86

Disclaimer.

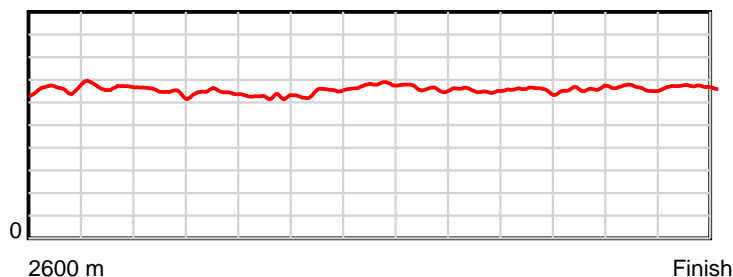
HRNZ and NZMTC and Thoroughbred Ratings Pty Ltd accepts no responsibility for the completeness or accuracy of any of the information contained herein, and makes no representations about its suitability for any particular purpose. Users should make their own judgements about those matters and/or seek independent advice. You assume all risks associated with use of the data provided on this page.

Race Results

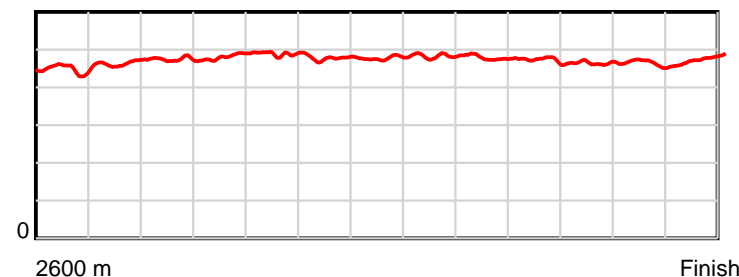
April 20, 2018, Race 2, CHRISTCHURCH CASINO MOBILE PACE, Distance 2600m, Addington - Survey 3200m

Result	TAB no.	Horse (Barrier)	2200m to	2000m to	1800m to	1600m to	1400m to	1200m to	1000m to	800m to	600m to	400m to	200m to	Total or	Margin
5th	13	Apocalypse (12)	2000m	1800m	1600m	1400m	1200m	1000m	800m	600m	400m	200m	WP	Average	
		Position in running (margin)	8(8.5)	8(7.3)	8(9.0)	9(11.5)	9(9.4)	8(7.6)	8(8.4)	8(8.5)	8(7.1)	7(5.8)	7(5.1)		3.30
		Sectional time (s)	14.85	14.91	15.87	15.06	14.15	14.98	14.81	14.40	14.40	14.53	14.23		
		Cumulative time (s)	162.19	147.34	132.43	116.56	101.50	87.35	72.37	57.56	43.16	28.76	14.23	0:00.64	
		Speed (m/s)	13.47	13.41	12.60	13.28	14.13	13.35	13.50	13.89	13.89	13.76	14.05	4045.92	
		Stride length (m)	6.39	6.46	6.17	6.34	6.74	6.45	6.46	6.55	6.45	6.38	6.69	6.47	
		Stride duration (s)	0.474	0.481	0.489	0.477	0.477	0.483	0.478	0.472	0.464	0.463	0.476	0.002	
		Stride efficiency (%)	63.74	65.14	59.47	62.75	71.09	65.07	65.19	67.13	64.98	63.58	69.99	65.43	
		Stride count	31.31	30.98	32.42	31.56	29.65	30.99	30.97	30.51	31.02	31.35	29.88	401.81	

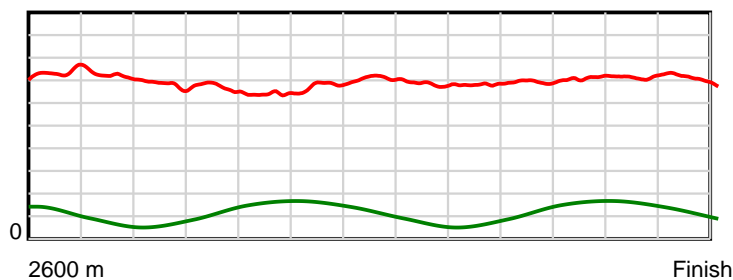
10 m Stride length



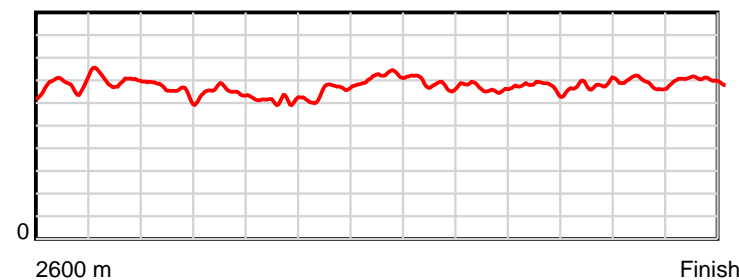
0.6 s Stride duration



20 m/sec Speed



100 % Stride efficiency



Note: Horizontal distance axis grid lines are 200m furlongs.

Disclaimer.

HRNZ and NZMTC and Thoroughbred Ratings Pty Ltd accepts no responsibility for the completeness or accuracy of any of the information contained herein, and makes no representations about its suitability for any particular purpose. Users should make their own judgements about those matters and/or seek independent advice. You assume all risks associated with use of the data provided on this page.



Race Results



April 20, 2018, Race 2, CHRISTCHURCH CASINO MOBILE PACE, Distance 2600m, Addington - Survey 3200m

Result	TAB no.	Horse (Barrier)	2600 to	2400m to
6th	5	Scottlynn Justi... (5)	2400m	2200m
		Position in running (margin)	-	6(4.2)
		Sectional time (s)	-176.46	15.18
		Cumulative time (s)	.78	177.24
		Speed (m/s)	-1.13	13.18
		Stride length (m)	6.29	5.95
		Stride duration (s)	0.428	0.452
		Stride efficiency (%)	61.80	55.34
		Stride count	31.80	33.61

Disclaimer.

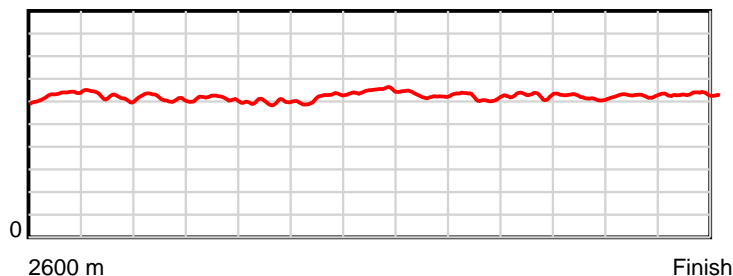
HRNZ and NZMTC and Thoroughbred Ratings Pty Ltd accepts no responsibility for the completeness or accuracy of any of the information contained herein, and makes no representations about its suitability for any particular purpose. Users should make their own judgements about those matters and/or seek independent advice. You assume all risks associated with use of the data provided on this page.

Race Results

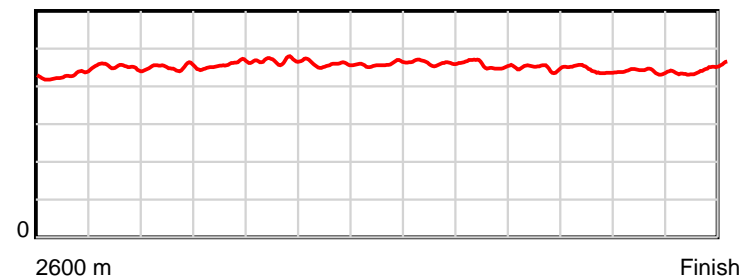
April 20, 2018, Race 2, CHRISTCHURCH CASINO MOBILE PACE, Distance 2600m, Addington - Survey 3200m

Result	TAB no.	Horse (Barrier)	2200m to	2000m to	1800m to	1600m to	1400m to	1200m to	1000m to	800m to	600m to	400m to	200m to	Total or	Margin
6th	5	Scottlynn Justi... (5)	2000m	1800m	1600m	1400m	1200m	1000m	800m	600m	400m	200m	WP	Average	
		Position in running (margin)	10(10.9)	10(9.6)	10(11.2)	11(12.8)	11(11.2)	10(9.6)	10(10.1)	11(10.5)	10(8.2)	11(8.4)	10(7.1)		4.10
		Sectional time (s)	14.84	14.90	15.72	15.14	14.17	14.95	14.87	14.24	14.66	14.42	14.15		
		Cumulative time (s)	162.06	147.22	132.32	116.60	101.46	87.29	72.34	57.47	43.23	28.57	14.15	0:00.78	
		Speed (m/s)	13.48	13.42	12.72	13.21	14.11	13.38	13.45	14.04	13.64	13.87	14.13	3322.16	
		Stride length (m)	6.08	6.14	5.96	6.05	6.48	6.18	6.12	6.32	6.03	6.09	6.31	6.15	
		Stride duration (s)	0.451	0.458	0.469	0.458	0.459	0.462	0.455	0.450	0.442	0.440	0.447	0.002	
		Stride efficiency (%)	57.72	58.94	55.53	57.13	65.65	59.66	58.55	62.38	56.73	58.05	62.24	59.10	
		Stride count	32.91	32.57	33.55	33.08	30.86	32.37	32.67	31.65	33.19	32.81	31.69	422.76	

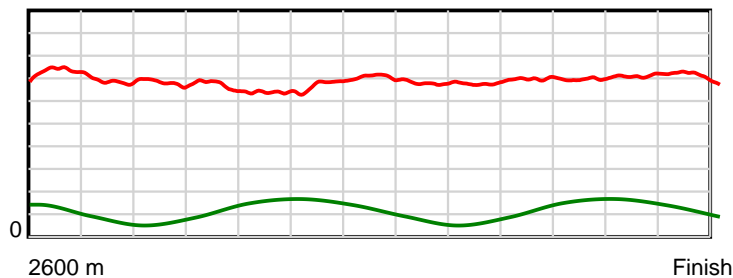
10 m Stride length



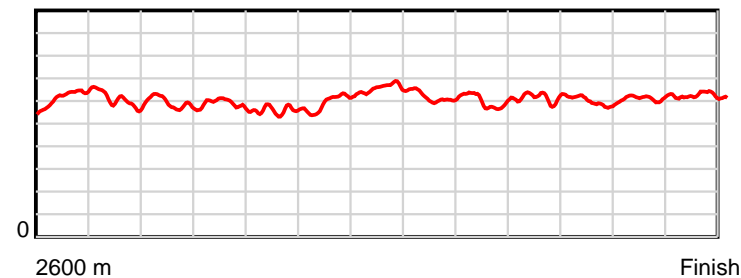
0.6 s Stride duration



20 m/sec Speed



100 % Stride efficiency



Note: Horizontal distance axis grid lines are 200m furlongs.

Disclaimer.

HRNZ and NZMTC and Thoroughbred Ratings Pty Ltd accepts no responsibility for the completeness or accuracy of any of the information contained herein, and makes no representations about its suitability for any particular purpose. Users should make their own judgements about those matters and/or seek independent advice. You assume all risks associated with use of the data provided on this page.



Race Results



April 20, 2018, Race 2, CHRISTCHURCH CASINO MOBILE PACE, Distance 2600m, Addington - Survey 3200m

Result	TAB no.	Horse (Barrier)	2600 to 2400m	2400m to 2200m
7th	1	Ideal Rule (1)		
		Position in running (margin)	-	5(4.2)
		Sectional time (s)	-176.47	14.06
		Cumulative time (s)	.97	177.44
		Speed (m/s)	-1.13	14.22
		Stride length (m)	5.71	5.78
		Stride duration (s)	0.389	0.406
		Stride efficiency (%)	50.98	52.22
		Stride count	35.01	34.60

Disclaimer.

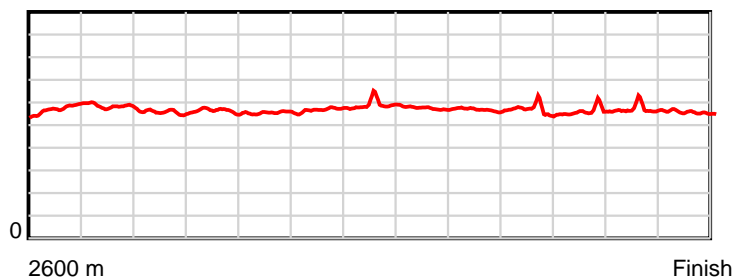
HRNZ and NZMTC and Thoroughbred Ratings Pty Ltd accepts no responsibility for the completeness or accuracy of any of the information contained herein, and makes no representations about its suitability for any particular purpose. Users should make their own judgements about those matters and/or seek independent advice. You assume all risks associated with use of the data provided on this page.

Race Results

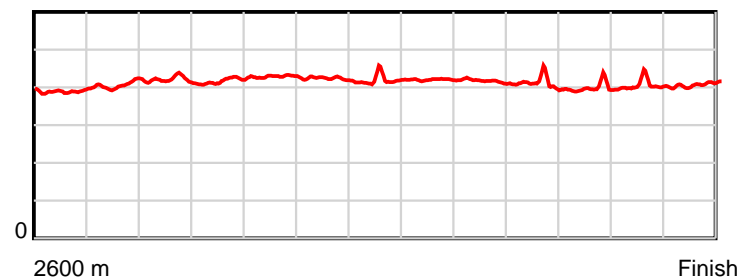
April 20, 2018, Race 2, CHRISTCHURCH CASINO MOBILE PACE, Distance 2600m, Addington - Survey 3200m

Result	TAB no.	Horse (Barrier)	2200m to	2000m to	1800m to	1600m to	1400m to	1200m to	1000m to	800m to	600m to	400m to	200m to	Total or	Margin
7th	1	Ideal Rule (1)	2000m	1800m	1600m	1400m	1200m	1000m	800m	600m	400m	200m	WP	Average	
		Position in running (margin)	3(4.1)	5(4.8)	5(6.3)	5(7.2)	5(5.3)	5(3.9)	4(3.7)	5(5.7)	5(4.6)	5(4.7)	6(4.3)		5.10
		Sectional time (s)	15.16	14.89	15.60	15.09	14.22	14.81	15.13	14.45	14.63	14.57	14.83		
		Cumulative time (s)	163.38	148.22	133.33	117.73	102.64	88.42	73.61	58.48	44.03	29.40	14.83	0:00.97	
		Speed (m/s)	13.19	13.43	12.82	13.25	14.06	13.50	13.22	13.84	13.67	13.73	13.49	2673.18	
		Stride length (m)	5.54	5.59	5.50	5.61	5.87	5.67	5.50	5.65	5.42	5.54	5.51	5.60	
		Stride duration (s)	0.420	0.416	0.429	0.424	0.417	0.420	0.416	0.408	0.396	0.404	0.409	0.002	
		Stride efficiency (%)	48.02	48.88	47.23	49.25	53.87	50.20	47.32	49.84	45.86	47.92	47.43	49.09	
		Stride count	36.08	35.76	36.38	35.63	34.06	35.29	36.35	35.41	36.92	36.11	36.30	463.90	

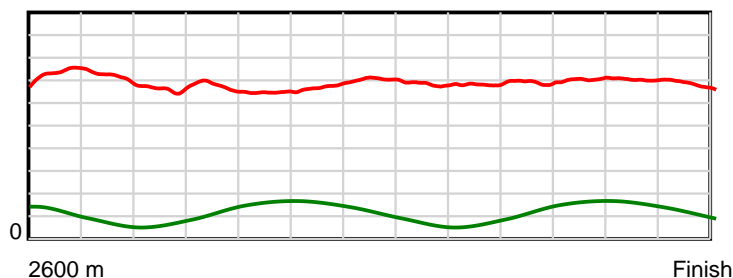
10 m Stride length



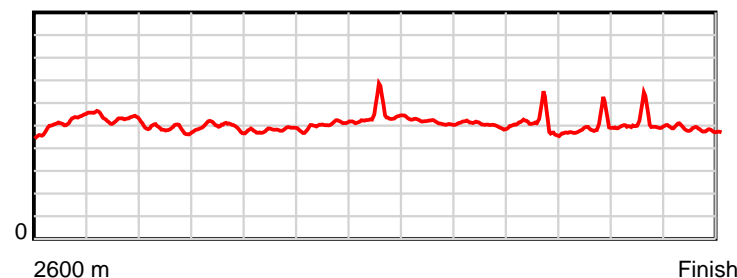
0.6 s Stride duration



20 m/sec Speed



100 % Stride efficiency



Note: Horizontal distance axis grid lines are 200m furlongs.

Disclaimer.

HRNZ and NZMTC and Thoroughbred Ratings Pty Ltd accepts no responsibility for the completeness or accuracy of any of the information contained herein, and makes no representations about its suitability for any particular purpose. Users should make their own judgements about those matters and/or seek independent advice. You assume all risks associated with use of the data provided on this page.



Race Results



April 20, 2018, Race 2, CHRISTCHURCH CASINO MOBILE PACE, Distance 2600m, Addington - Survey 3200m

Result	TAB no.	Horse (Barrier)	2600 to	2400m to
8th	4	Real Dash (4)	2400m	2200m
		Position in running (margin)	-	11(7.3)
		Sectional time (s)	-175.84	14.57
		Cumulative time (s)	1.40	177.24
		Speed (m/s)	-1.14	13.73
		Stride length (m)	6.26	6.21
		Stride duration (s)	0.442	0.453
		Stride efficiency (%)	61.20	60.32
		Stride count	31.96	32.19

Disclaimer.

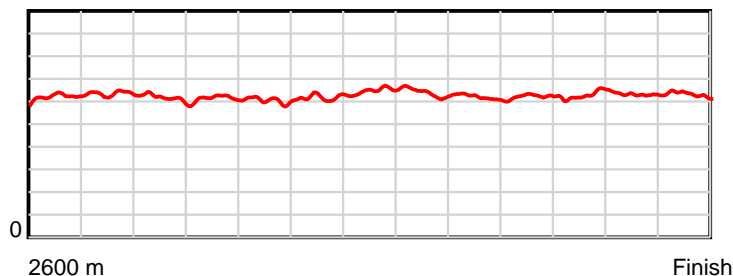
HRNZ and NZMTC and Thoroughbred Ratings Pty Ltd accepts no responsibility for the completeness or accuracy of any of the information contained herein, and makes no representations about its suitability for any particular purpose. Users should make their own judgements about those matters and/or seek independent advice. You assume all risks associated with use of the data provided on this page.

Race Results

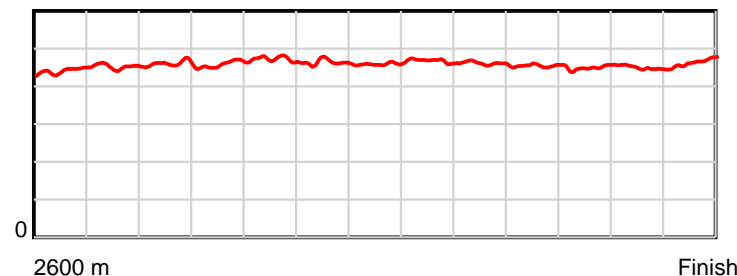
April 20, 2018, Race 2, CHRISTCHURCH CASINO MOBILE PACE, Distance 2600m, Addington - Survey 3200m

Result	TAB no.	Horse (Barrier)	2200m to	2000m to	1800m to	1600m to	1400m to	1200m to	1000m to	800m to	600m to	400m to	200m to	Total or	Margin
8th	4	Real Dash (4)	2000m	1800m	1600m	1400m	1200m	1000m	800m	600m	400m	200m	WP	Average	
		Position in running (margin)	9(10.3)	9(9.6)	9(10.4)	8(11.0)	8(9.0)	9(7.9)	9(8.6)	9(8.6)	9(7.9)	9(6.9)	8(6.2)		7.50
		Sectional time (s)	14.93	14.77	15.55	15.08	14.26	14.98	14.80	14.52	14.46	14.53	14.79		
		Cumulative time (s)	162.67	147.74	132.97	117.42	102.34	88.08	73.10	58.30	43.78	29.32	14.79	0:01.40	
		Speed (m/s)	13.40	13.54	12.86	13.26	14.03	13.35	13.51	13.77	13.83	13.76	13.52	1853.67	
		Stride length (m)	6.16	6.21	6.08	6.15	6.44	6.24	6.22	6.26	6.22	6.17	6.31	6.22	
		Stride duration (s)	0.460	0.459	0.473	0.463	0.459	0.467	0.460	0.455	0.450	0.449	0.466	0.003	
		Stride efficiency (%)	59.38	60.28	57.72	59.02	64.73	60.86	60.54	61.26	60.47	59.58	62.16	60.55	
		Stride count	32.44	32.20	32.91	32.54	31.08	32.05	32.13	31.94	32.15	32.39	31.71	417.69	

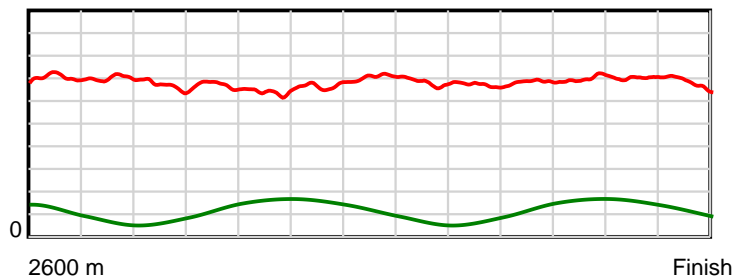
10 m Stride length



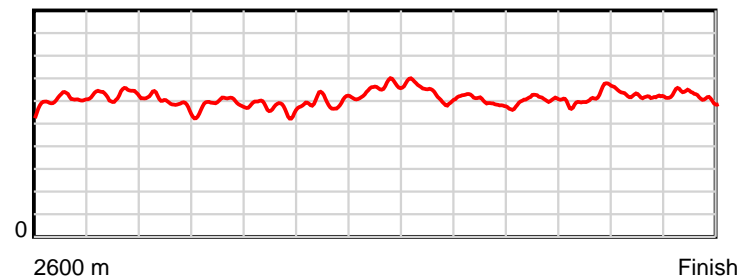
0.6 s Stride duration



20 m/sec Speed



100 % Stride efficiency



Note: Horizontal distance axis grid lines are 200m furlongs.

Disclaimer.

HRNZ and NZMTC and Thoroughbred Ratings Pty Ltd accepts no responsibility for the completeness or accuracy of any of the information contained herein, and makes no representations about its suitability for any particular purpose. Users should make their own judgements about those matters and/or seek independent advice. You assume all risks associated with use of the data provided on this page.



Race Results



April 20, 2018, Race 2, CHRISTCHURCH CASINO MOBILE PACE, Distance 2600m, Addington - Survey 3200m

Result	TAB no.	Horse (Barrier)	2600 to 2400m	2400m to 2200m
9th	7	Sportscaster (7)		
		Position in running (margin)	-	1(0.0)
		Sectional time (s)	-176.99	14.07
		Cumulative time (s)	1.67	178.66
		Speed (m/s)	-1.13	14.21
		Stride length (m)	6.47	6.17
		Stride duration (s)	0.418	0.434
		Stride efficiency (%)	65.37	59.53
		Stride count	30.92	32.40

Disclaimer.

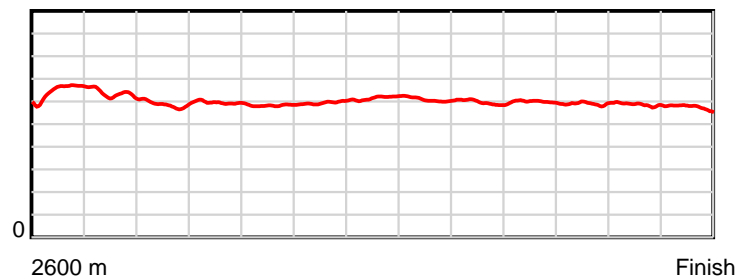
HRNZ and NZMTC and Thoroughbred Ratings Pty Ltd accepts no responsibility for the completeness or accuracy of any of the information contained herein, and makes no representations about its suitability for any particular purpose. Users should make their own judgements about those matters and/or seek independent advice. You assume all risks associated with use of the data provided on this page.

Race Results

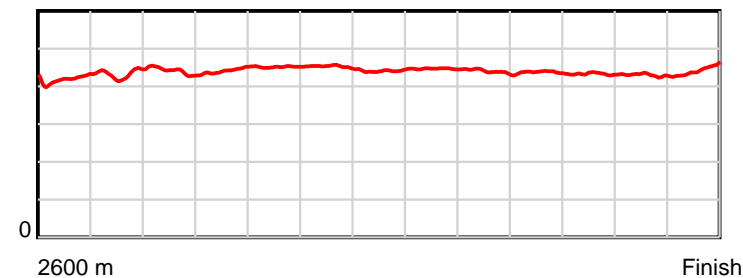
April 20, 2018, Race 2, CHRISTCHURCH CASINO MOBILE PACE, Distance 2600m, Addington - Survey 3200m

Result	TAB no.	Horse (Barrier)	2200m to	2000m to	1800m to	1600m to	1400m to	1200m to	1000m to	800m to	600m to	400m to	200m to	Total or	Margin
9th	7	Sportscaster (7)	2000m	1800m	1600m	1400m	1200m	1000m	800m	600m	400m	200m	WP	Average	
		Position in running (margin)	1(0.0)	1(0.0)	2(1.8)	2(2.5)	2(2.4)	2(2.0)	2(2.1)	2(2.1)	3(2.5)	2(2.6)	5(3.0)		9.10
		Sectional time (s)	15.05	14.93	15.56	15.40	14.37	14.88	14.79	14.70	14.64	14.70	15.57		
		Cumulative time (s)	164.59	149.54	134.61	119.05	103.65	89.28	74.40	59.61	44.91	30.27	15.57	0:01.67	
		Speed (m/s)	13.29	13.40	12.85	12.99	13.92	13.44	13.52	13.61	13.66	13.61	12.85	1554.44	
		Stride length (m)	5.86	5.92	5.80	5.87	6.14	6.00	5.94	5.95	5.91	5.85	5.71	5.96	
		Stride duration (s)	0.441	0.442	0.452	0.452	0.441	0.447	0.439	0.438	0.432	0.430	0.445	0.004	
		Stride efficiency (%)	53.66	54.70	52.63	53.93	58.93	56.31	55.14	55.39	54.49	53.39	50.94	55.56	
		Stride count	34.13	33.80	34.46	34.04	32.57	33.32	33.67	33.59	33.87	34.22	35.03	436.02	

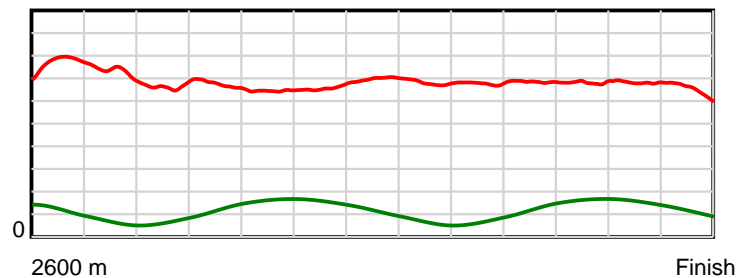
10 m Stride length



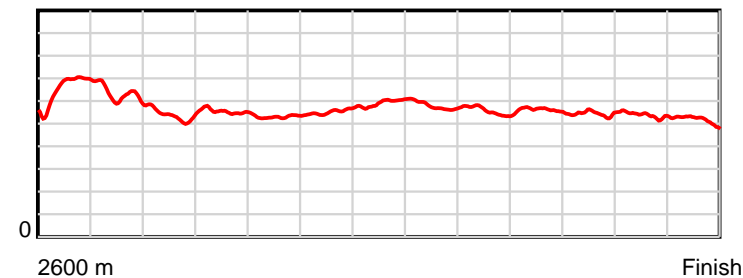
0.6 s Stride duration



20 m/sec Speed



100 % Stride efficiency



Note: Horizontal distance axis grid lines are 200m furlongs.

Disclaimer.

HRNZ and NZMTC and Thoroughbred Ratings Pty Ltd accepts no responsibility for the completeness or accuracy of any of the information contained herein, and makes no representations about its suitability for any particular purpose. Users should make their own judgements about those matters and/or seek independent advice. You assume all risks associated with use of the data provided on this page.



Race Results



April 20, 2018, Race 2, CHRISTCHURCH CASINO MOBILE PACE, Distance 2600m, Addington - Survey 3200m

Result	TAB no.	Horse (Barrier)	2600 to	2400m to
10th	6	Myboylolliepop (6)	2400m	2200m
		Position in running (margin)	-	9(6.7)
		Sectional time (s)	-176.05	15.06
		Cumulative time (s)	2.87	178.92
		Speed (m/s)	-1.14	13.28
		Stride length (m)	6.32	5.93
		Stride duration (s)	0.442	0.447
		Stride efficiency (%)	62.36	54.95
		Stride count	31.66	33.73

Disclaimer.

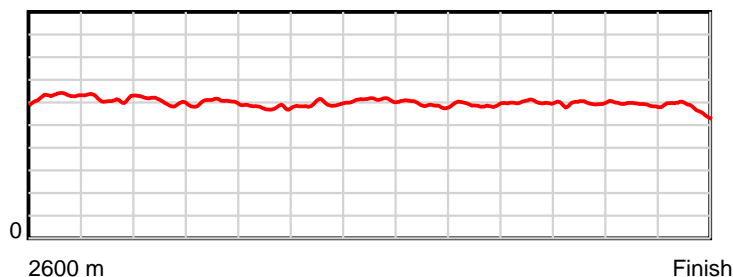
HRNZ and NZMTC and Thoroughbred Ratings Pty Ltd accepts no responsibility for the completeness or accuracy of any of the information contained herein, and makes no representations about its suitability for any particular purpose. Users should make their own judgements about those matters and/or seek independent advice. You assume all risks associated with use of the data provided on this page.

Race Results

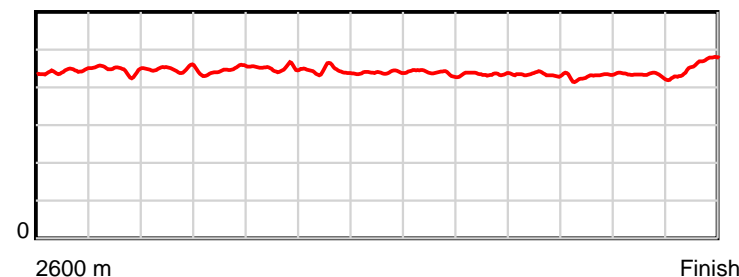
April 20, 2018, Race 2, CHRISTCHURCH CASINO MOBILE PACE, Distance 2600m, Addington - Survey 3200m

Result	TAB no.	Horse (Barrier)	2200m to	2000m to	1800m to	1600m to	1400m to	1200m to	1000m to	800m to	600m to	400m to	200m to	Total or	Margin
10th	6	Myboyloliepop (6)	2000m	1800m	1600m	1400m	1200m	1000m	800m	600m	400m	200m	WP	Average	
		Position in running (margin)	11(12.7)	11(11.4)	11(12.9)	10(12.5)	10(10.9)	11(10.5)	11(11.3)	10(9.7)	11(9.0)	10(7.4)	11(8.0)		15.70
		Sectional time (s)	14.83	14.88	15.40	15.14	14.36	14.99	14.53	14.52	14.35	14.75	16.11		
		Cumulative time (s)	163.86	149.03	134.15	118.75	103.61	89.25	74.26	59.73	45.21	30.86	16.11	0:02.87	
		Speed (m/s)	13.49	13.44	12.99	13.21	13.93	13.34	13.76	13.77	13.94	13.56	12.41	905.10	
		Stride length (m)	6.04	5.98	5.85	5.87	6.12	5.86	5.99	5.98	5.98	5.86	5.70	5.96	
		Stride duration (s)	0.448	0.445	0.451	0.444	0.439	0.439	0.435	0.434	0.429	0.432	0.459	0.007	
		Stride efficiency (%)	57.10	55.96	53.57	53.86	58.47	53.57	56.09	55.87	55.96	53.66	50.70	55.45	
		Stride count	33.09	33.42	34.16	34.07	32.70	34.16	33.38	33.45	33.42	34.13	35.11	436.48	

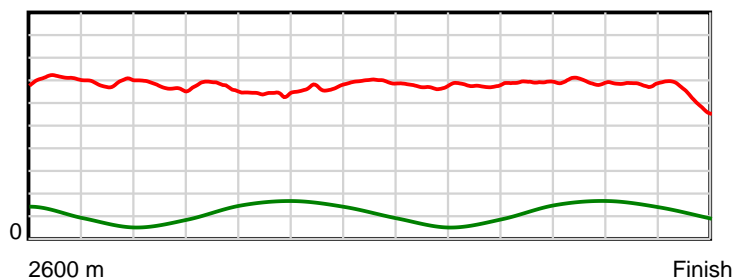
10 m Stride length



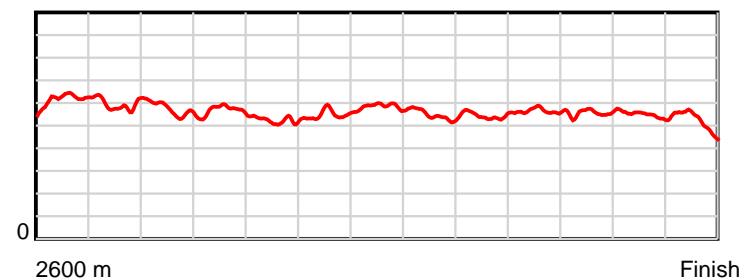
0.6 s Stride duration



20 m/sec Speed



100 % Stride efficiency



Note: Horizontal distance axis grid lines are 200m furlongs.

Disclaimer.

HRNZ and NZMTC and Thoroughbred Ratings Pty Ltd accepts no responsibility for the completeness or accuracy of any of the information contained herein, and makes no representations about its suitability for any particular purpose. Users should make their own judgements about those matters and/or seek independent advice. You assume all risks associated with use of the data provided on this page.



Race Results



April 20, 2018, Race 2, CHRISTCHURCH CASINO MOBILE PACE, Distance 2600m, Addington - Survey 3200m

Result	TAB no.	Horse (Barrier)	2600 to	2400m to
11th	10	Dreamy Damien (9)	2400m	2200m
		Position in running (margin)	-	8(6.7)
		Sectional time (s)	-176.12	14.16
		Cumulative time (s)	4.11	180.23
		Speed (m/s)	-1.14	14.12
		Stride length (m)	6.50	6.42
		Stride duration (s)	0.445	0.454
		Stride efficiency (%)	66.01	64.35
		Stride count	30.77	31.17

Disclaimer.

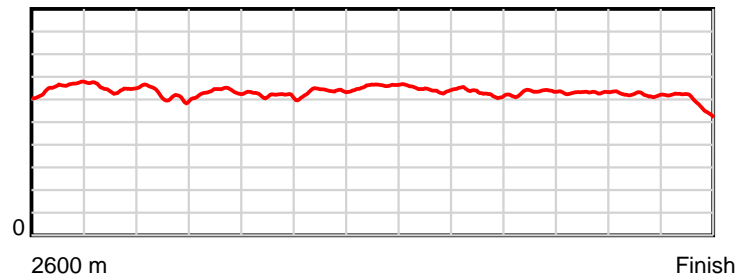
HRNZ and NZMTC and Thoroughbred Ratings Pty Ltd accepts no responsibility for the completeness or accuracy of any of the information contained herein, and makes no representations about its suitability for any particular purpose. Users should make their own judgements about those matters and/or seek independent advice. You assume all risks associated with use of the data provided on this page.

Race Results

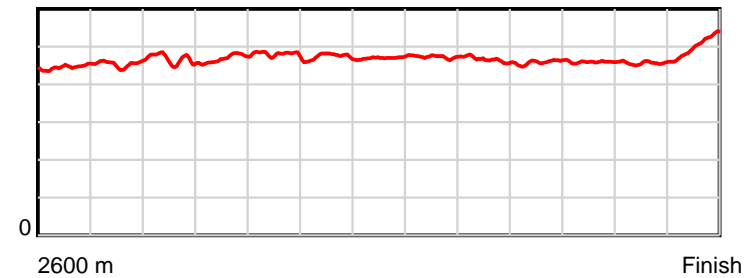
April 20, 2018, Race 2, CHRISTCHURCH CASINO MOBILE PACE, Distance 2600m, Addington - Survey 3200m

Result	TAB no.	Horse (Barrier)	2200m to	2000m to	1800m to	1600m to	1400m to	1200m to	1000m to	800m to	600m to	400m to	200m to	Total or	Margin
11th	10	Dreamy Damien (9)	2000m	1800m	1600m	1400m	1200m	1000m	800m	600m	400m	200m	WP	Average	
		Position in running (margin)	7(7.2)	7(7.2)	7(8.3)	6(8.9)	6(6.9)	7(5.9)	6(5.7)	6(6.0)	7(5.7)	8(6.0)	9(6.6)		22.60
		Sectional time (s)	15.05	14.81	15.55	15.09	14.27	14.81	14.86	14.58	14.66	14.75	17.64		
		Cumulative time (s)	166.07	151.02	136.21	120.66	105.57	91.30	76.49	61.63	47.05	32.39	17.64	0:04.11	
		Speed (m/s)	13.29	13.50	12.86	13.25	14.02	13.50	13.46	13.72	13.64	13.56	11.34	632.20	
		Stride length (m)	6.21	6.31	6.17	6.28	6.59	6.38	6.25	6.29	6.25	6.19	5.75	6.27	
		Stride duration (s)	0.467	0.468	0.480	0.474	0.470	0.472	0.464	0.459	0.458	0.457	0.507	0.010	
		Stride efficiency (%)	60.30	62.31	59.45	61.61	67.86	63.51	61.03	61.82	61.01	59.96	51.68	61.43	
		Stride count	32.20	31.67	32.43	31.85	30.35	31.37	32.00	31.80	32.01	32.29	34.78	414.69	

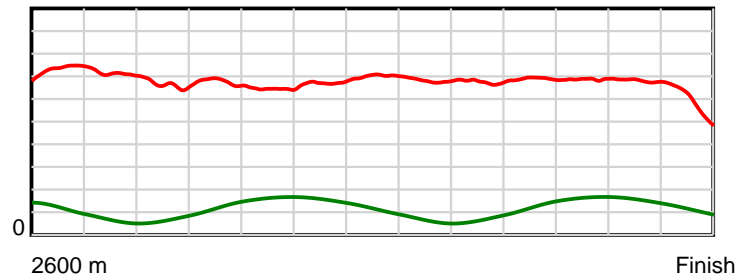
10 m Stride length



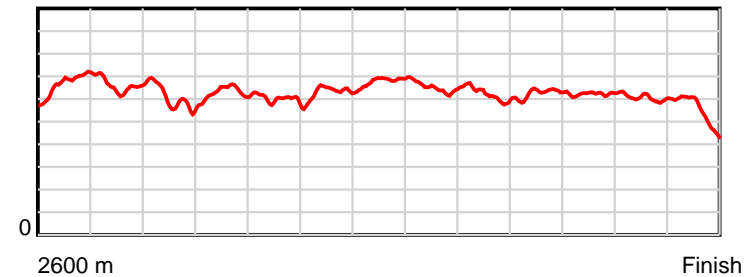
0.6 s Stride duration



20 m/sec Speed



100 % Stride efficiency



Note: Horizontal distance axis grid lines are 200m furlongs.

Disclaimer.

HRNZ and NZMTC and Thoroughbred Ratings Pty Ltd accepts no responsibility for the completeness or accuracy of any of the information contained herein, and makes no representations about its suitability for any particular purpose. Users should make their own judgements about those matters and/or seek independent advice. You assume all risks associated with use of the data provided on this page.