



Race Results

NZ Metropolitan Trotting Club Inc, HRNZ, April 20, 2018

Compilation date: April 20, 2018, 6:32:19 PM (NZST)

Copyright © 2018 HRNZ and NZMTC. All rights reserved.

Trademarks.

StrideMASTER is a registered trademark of Thoroughbred Ratings Pty Ltd.

Disclaimer.

HRNZ and NZMTC and Thoroughbred Ratings Pty Ltd accepts no responsibility for the completeness or accuracy of any of the information contained herein, and makes no representations about its suitability for any particular purpose. Users should make their own judgements about those matters and/or seek independent advice. You assume all risks associated with use of the data provided on this page.



Race Results



April 20, 2018, Race 3, AVON CITY FORD PACE, Distance 2600m, Addington - Survey 3200m

Result	TAB no.	Horse (Barrier)	2600 to	2400m to
1st	6	Vera's Delight (6)	2400m	2200m
		Position in running (margin)	-	1(0.0)
		Sectional time (s)	16.07	15.87
		Cumulative time (s)	199.72	183.65
		Speed (m/s)	12.44	12.60
		Stride length (m)	5.10	5.70
		Stride duration (s)	0.410	0.453
		Stride efficiency (%)	40.71	50.84
		Stride count	39.18	35.07

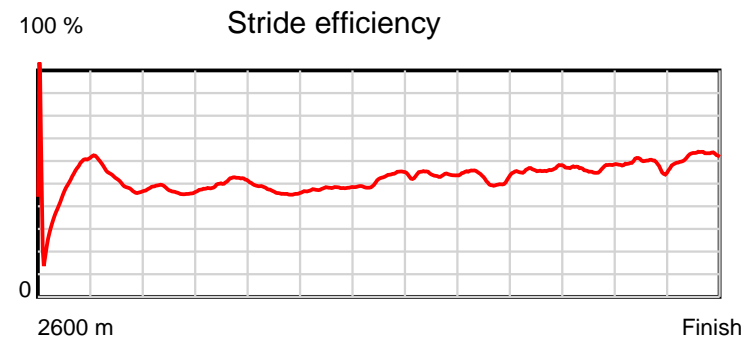
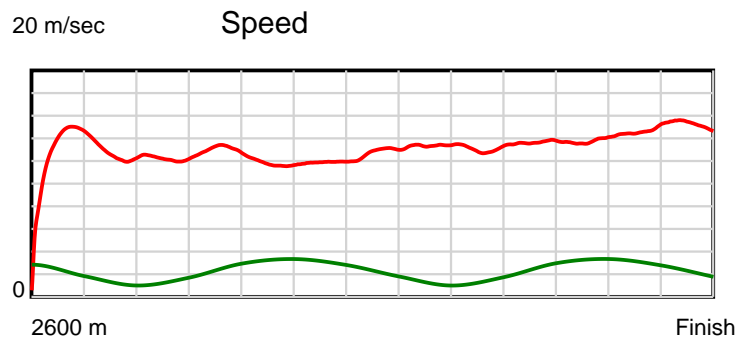
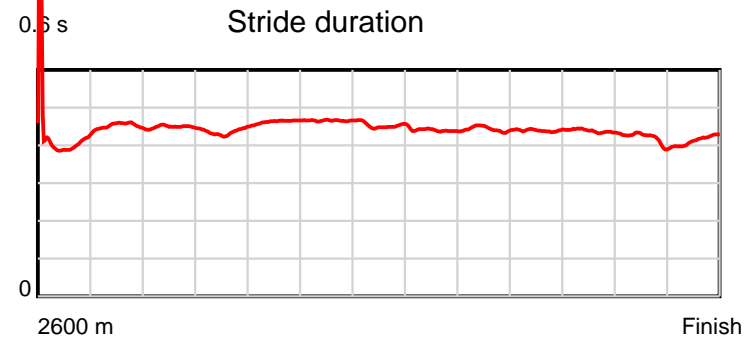
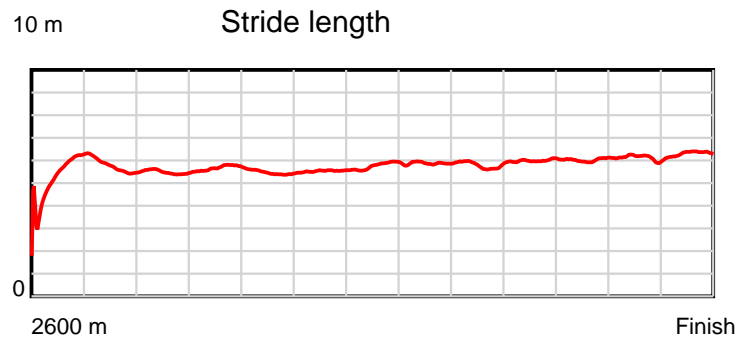
Disclaimer.

HRNZ and NZMTC and Thoroughbred Ratings Pty Ltd accepts no responsibility for the completeness or accuracy of any of the information contained herein, and makes no representations about its suitability for any particular purpose. Users should make their own judgements about those matters and/or seek independent advice. You assume all risks associated with use of the data provided on this page.

Race Results

April 20, 2018, Race 3, AVON CITY FORD PACE, Distance 2600m, Addington - Survey 3200m

Result	TAB no.	Horse (Barrier)	2200m to	2000m to	1800m to	1600m to	1400m to	1200m to	1000m to	800m to	600m to	400m to	200m to	Total or	Margin
1st	6	Vera's Delight (6)	2000m	1800m	1600m	1400m	1200m	1000m	800m	600m	400m	200m	WP	Average	
		Position in running (margin)	1(0.0)	1(0.0)	1(0.0)	1(0.0)	1(0.0)	1(0.0)	2(2.1)	3(2.3)	3(2.2)	3(1.8)	2(0.8)		0.00
		Sectional time (s)	16.38	15.40	16.94	16.80	15.71	15.04	15.35	14.70	14.57	13.62	13.27		
		Cumulative time (s)	167.78	151.40	136.00	119.06	102.26	86.55	71.51	56.16	41.46	26.89	13.27	3:19.72	
		Speed (m/s)	12.21	12.99	11.81	11.90	12.73	13.30	13.03	13.61	13.73	14.68	15.07	13.02	
		Stride length (m)	5.48	5.67	5.46	5.54	5.77	5.84	5.77	5.98	6.01	6.14	6.25	5.73	
		Stride duration (s)	0.449	0.436	0.463	0.465	0.453	0.439	0.443	0.440	0.438	0.419	0.414	0.440	
		Stride efficiency (%)	46.95	50.19	46.65	47.95	52.02	53.35	52.04	55.87	56.45	58.99	60.98	51.34	
		Stride count	36.49	35.29	36.61	36.11	34.67	34.23	34.66	33.45	33.27	32.55	32.01	453.59	



Note: Horizontal distance axis grid lines are 200m furlongs.

Disclaimer.

HRNZ and NZMTC and Thoroughbred Ratings Pty Ltd accepts no responsibility for the completeness or accuracy of any of the information contained herein, and makes no representations about its suitability for any particular purpose. Users should make their own judgements about those matters and/or seek independent advice. You assume all risks associated with use of the data provided on this page.



Race Results



April 20, 2018, Race 3, AVON CITY FORD PACE, Distance 2600m, Addington - Survey 3200m

Result	TAB no.	Horse (Barrier)	2600 to	2400m to
2nd	10	Kensington Kat... (10)	2400m	2200m
		Position in running (margin)	-	7(6.9)
		Sectional time (s)	17.19	15.70
		Cumulative time (s)	199.95	182.76
		Speed (m/s)	11.63	12.74
		Stride length (m)	5.91	6.13
		Stride duration (s)	0.508	0.481
		Stride efficiency (%)	54.52	58.75
		Stride count	33.86	32.62

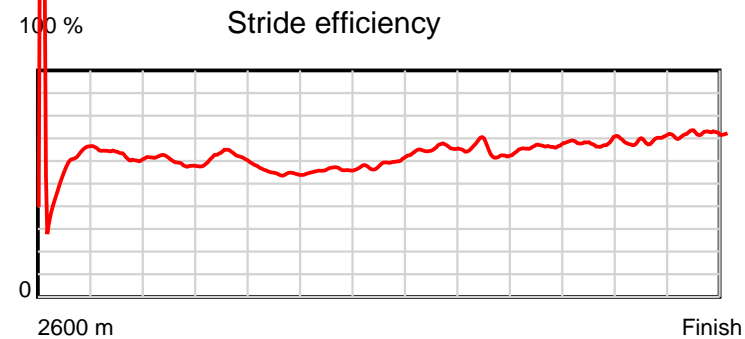
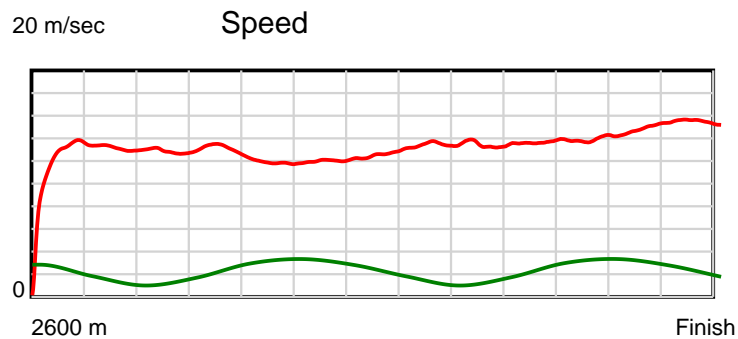
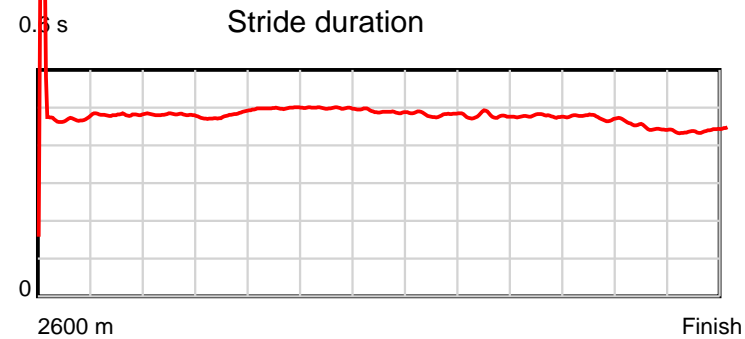
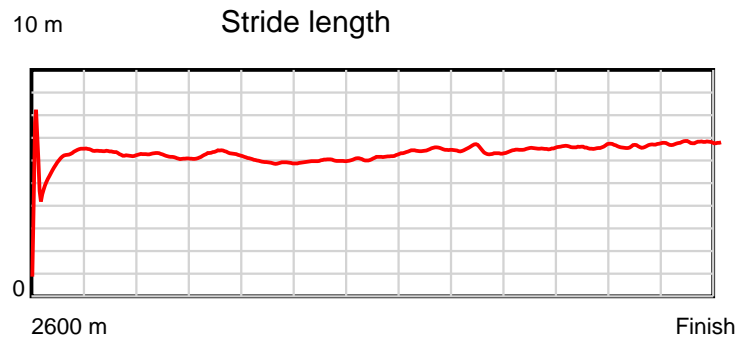
Disclaimer.

HRNZ and NZMTC and Thoroughbred Ratings Pty Ltd accepts no responsibility for the completeness or accuracy of any of the information contained herein, and makes no representations about its suitability for any particular purpose. Users should make their own judgements about those matters and/or seek independent advice. You assume all risks associated with use of the data provided on this page.

Race Results

April 20, 2018, Race 3, AVON CITY FORD PACE, Distance 2600m, Addington - Survey 3200m

Result	TAB no.	Horse (Barrier)	2200m to	2000m to	1800m to	1600m to	1400m to	1200m to	1000m to	800m to	600m to	400m to	200m to	Total or	Margin
2nd	10	Kensington Kat... (10)	2000m	1800m	1600m	1400m	1200m	1000m	800m	600m	400m	200m	WP	Average	
		Position in running (margin)	6(5.8)	5(4.1)	3(3.0)	3(2.9)	2(2.3)	5(3.2)	8(6.1)	8(5.2)	7(4.5)	6(4.6)	4(3.5)		1.20
		Sectional time (s)	16.08	15.23	16.93	16.71	15.86	15.16	15.18	14.60	14.64	13.62	13.05		
		Cumulative time (s)	167.06	150.98	135.75	118.82	102.11	86.25	71.09	55.91	41.31	26.67	13.05	3:19.95	
		Speed (m/s)	12.44	13.13	11.81	11.97	12.61	13.19	13.18	13.70	13.66	14.68	15.33	13.00	
		Stride length (m)	5.97	6.32	5.89	5.97	6.17	6.35	6.30	6.54	6.46	6.54	6.74	6.24	
		Stride duration (s)	0.480	0.481	0.499	0.498	0.489	0.482	0.478	0.478	0.473	0.445	0.440	0.480	
		Stride efficiency (%)	55.74	62.34	54.30	55.61	59.41	63.03	62.00	66.90	65.29	66.82	70.96	60.88	
		Stride count	33.49	31.67	33.93	33.53	32.44	31.49	31.75	30.57	30.94	30.59	29.68	416.56	



Note: Horizontal distance axis grid lines are 200m furlongs.

Disclaimer.

HRNZ and NZMTC and Thoroughbred Ratings Pty Ltd accepts no responsibility for the completeness or accuracy of any of the information contained herein, and makes no representations about its suitability for any particular purpose. Users should make their own judgements about those matters and/or seek independent advice. You assume all risks associated with use of the data provided on this page.



Race Results



April 20, 2018, Race 3, AVON CITY FORD PACE, Distance 2600m, Addington - Survey 3200m

Result	TAB no.	Horse (Barrier)	2600 to	2400m to
3rd	15	Mr Kalypso (15)	2400m	2200m
		Position in running (margin)	-	14(15.8)
		Sectional time (s)	18.70	16.17
		Cumulative time (s)	200.09	181.39
		Speed (m/s)	10.69	12.37
		Stride length (m)	5.57	5.93
		Stride duration (s)	0.447	0.479
		Stride efficiency (%)	48.53	54.91
		Stride count	35.89	33.74

Disclaimer.

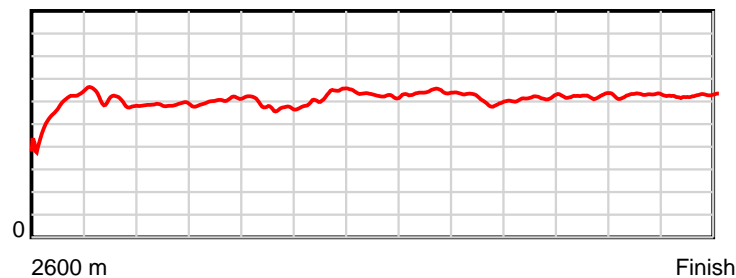
HRNZ and NZMTC and Thoroughbred Ratings Pty Ltd accepts no responsibility for the completeness or accuracy of any of the information contained herein, and makes no representations about its suitability for any particular purpose. Users should make their own judgements about those matters and/or seek independent advice. You assume all risks associated with use of the data provided on this page.

Race Results

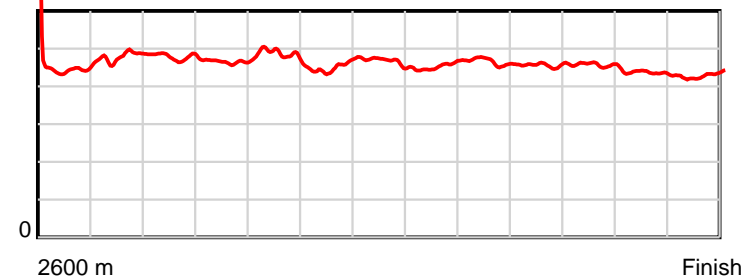
April 20, 2018, Race 3, AVON CITY FORD PACE, Distance 2600m, Addington - Survey 3200m

Result	TAB no.	Horse (Barrier)	2200m to	2000m to	1800m to	1600m to	1400m to	1200m to	1000m to	800m to	600m to	400m to	200m to	Total or	Margin
3rd	15	Mr Kalypso (15)	2000m	1800m	1600m	1400m	1200m	1000m	800m	600m	400m	200m	WP	Average	
		Position in running (margin)	15(17.6)	15(19.5)	15(19.0)	16(19.3)	8(7.1)	2(1.7)	1(0.0)	1(0.0)	1(0.0)	1(0.0)	1(0.0)		2.00
		Sectional time (s)	16.70	15.31	17.00	14.76	14.81	14.42	15.31	14.72	14.63	13.79	13.77		
		Cumulative time (s)	165.22	148.52	133.21	116.21	101.45	86.64	72.22	56.91	42.19	27.56	13.77	3:20.09	
		Speed (m/s)	11.98	13.06	11.76	13.55	13.50	13.87	13.06	13.59	13.67	14.50	14.52	12.99	
		Stride length (m)	5.73	6.08	5.70	6.13	6.29	6.30	6.07	6.19	6.23	6.31	6.23	6.05	
		Stride duration (s)	0.479	0.466	0.485	0.453	0.466	0.454	0.464	0.456	0.456	0.435	0.429	0.466	
		Stride efficiency (%)	51.36	57.82	50.81	58.80	61.79	62.03	57.48	59.91	60.61	62.29	60.68	57.19	
		Stride count	34.89	32.88	35.07	32.60	31.81	31.74	32.98	32.30	32.11	31.68	32.10	429.79	

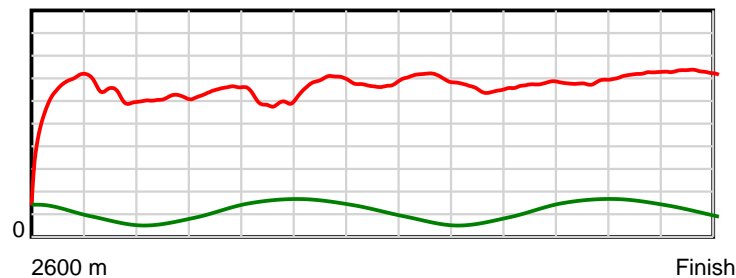
10 m Stride length



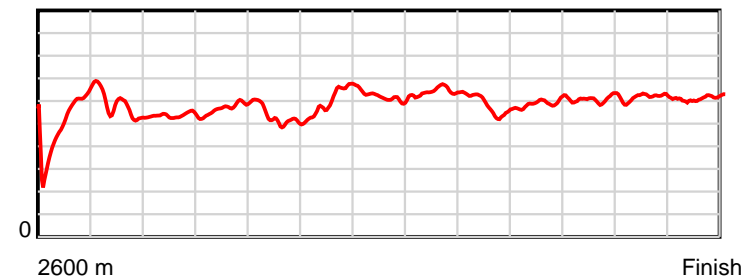
0.6 s Stride duration



20 m/sec Speed



100 % Stride efficiency



Note: Horizontal distance axis grid lines are 200m furlongs.

Disclaimer.

HRNZ and NZMTC and Thoroughbred Ratings Pty Ltd accepts no responsibility for the completeness or accuracy of any of the information contained herein, and makes no representations about its suitability for any particular purpose. Users should make their own judgements about those matters and/or seek independent advice. You assume all risks associated with use of the data provided on this page.



Race Results



April 20, 2018, Race 3, AVON CITY FORD PACE, Distance 2600m, Addington - Survey 3200m

Result	TAB no.	Horse (Barrier)	2600 to	2400m to
4th	5	Mogul (5)	2400m	2200m
		Position in running (margin)	-	8(7.4)
		Sectional time (s)	17.31	16.15
		Cumulative time (s)	200.23	182.92
		Speed (m/s)	11.55	12.38
		Stride length (m)	5.14	5.63
		Stride duration (s)	0.433	0.455
		Stride efficiency (%)	41.22	49.52
		Stride count	38.94	35.53

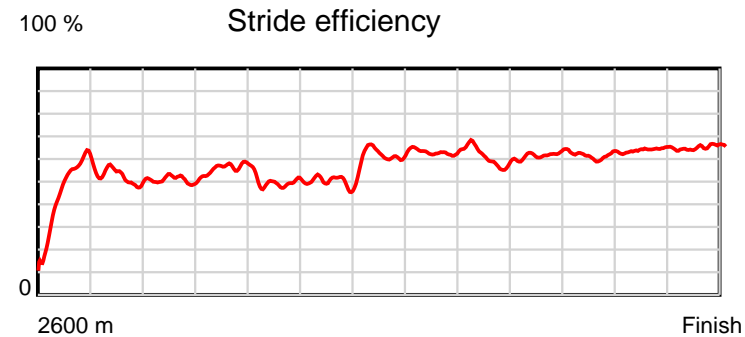
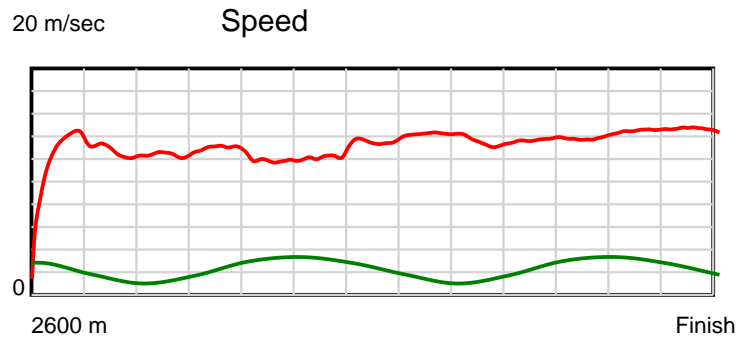
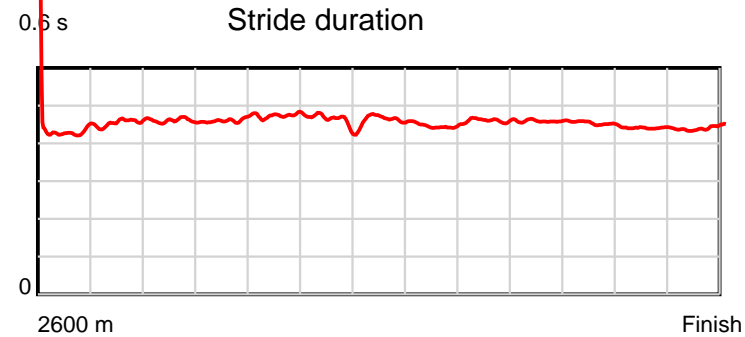
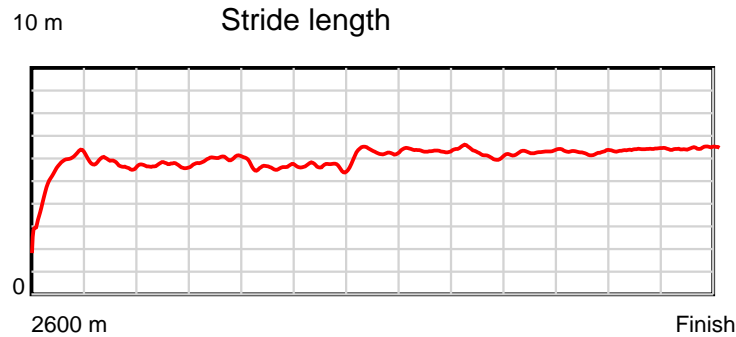
Disclaimer.

HRNZ and NZMTC and Thoroughbred Ratings Pty Ltd accepts no responsibility for the completeness or accuracy of any of the information contained herein, and makes no representations about its suitability for any particular purpose. Users should make their own judgements about those matters and/or seek independent advice. You assume all risks associated with use of the data provided on this page.

Race Results

April 20, 2018, Race 3, AVON CITY FORD PACE, Distance 2600m, Addington - Survey 3200m

Result	TAB no.	Horse (Barrier)	2200m to	2000m to	1800m to	1600m to	1400m to	1200m to	1000m to	800m to	600m to	400m to	200m to	Total or	Margin
4th	5	Mogul (5)	2000m	1800m	1600m	1400m	1200m	1000m	800m	600m	400m	200m	WP	Average	
		Position in running (margin)	10(9.0)	10(9.6)	9(10.1)	11(11.4)	12(9.4)	7(3.9)	3(2.5)	2(1.4)	2(0.8)	2(0.7)	3(1.1)		2.80
		Sectional time (s)	16.48	15.48	17.15	16.47	14.80	14.47	15.13	14.62	14.60	13.87	13.70		
		Cumulative time (s)	166.77	150.29	134.81	117.66	101.19	86.39	71.92	56.79	42.17	27.57	13.70	3:20.23	
		Speed (m/s)	12.14	12.92	11.66	12.14	13.51	13.82	13.22	13.68	13.70	14.42	14.60	12.98	
		Stride length (m)	5.58	5.96	5.52	5.59	6.29	6.16	6.10	6.28	6.19	6.34	6.44	5.91	
		Stride duration (s)	0.460	0.461	0.474	0.461	0.465	0.446	0.461	0.459	0.452	0.440	0.441	0.456	
		Stride efficiency (%)	48.73	55.53	47.70	48.88	61.81	59.35	58.08	61.60	59.90	62.89	64.85	54.67	
		Stride count	35.82	33.55	36.20	35.76	31.80	32.45	32.81	31.85	32.30	31.53	31.05	439.59	



Note: Horizontal distance axis grid lines are 200m furlongs.

Disclaimer.

HRNZ and NZMTC and Thoroughbred Ratings Pty Ltd accepts no responsibility for the completeness or accuracy of any of the information contained herein, and makes no representations about its suitability for any particular purpose. Users should make their own judgements about those matters and/or seek independent advice. You assume all risks associated with use of the data provided on this page.



Race Results



April 20, 2018, Race 3, AVON CITY FORD PACE, Distance 2600m, Addington - Survey 3200m

Result	TAB no.	Horse (Barrier)	2600 to	2400m to
5th	7	Take After Me (7)	2400m	2200m
		Position in running (margin)	-	2(2.1)
		Sectional time (s)	16.34	15.86
		Cumulative time (s)	200.50	184.16
		Speed (m/s)	12.24	12.61
		Stride length (m)	5.09	5.49
		Stride duration (s)	0.404	0.435
		Stride efficiency (%)	40.49	47.02
		Stride count	39.29	36.46

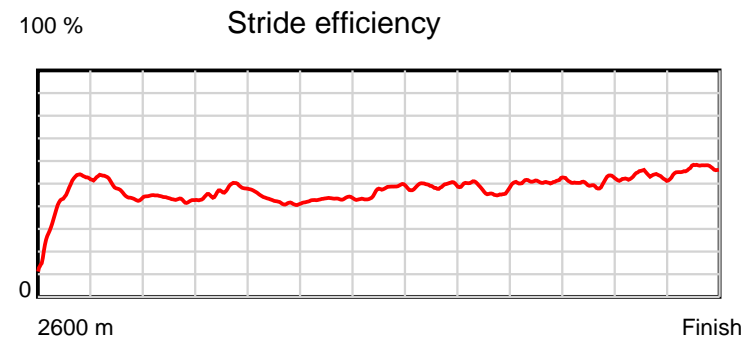
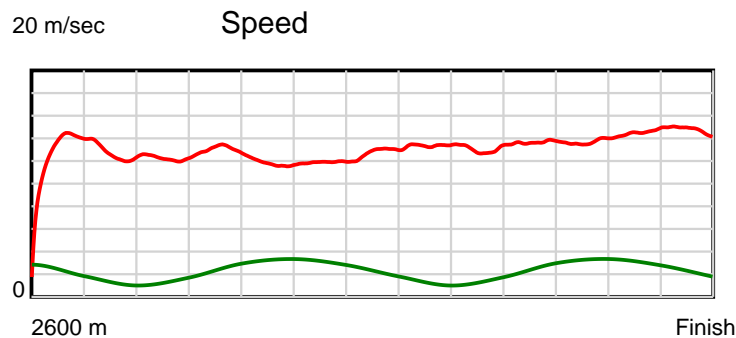
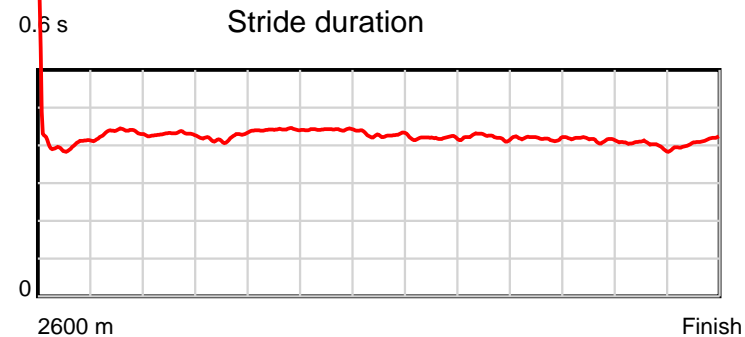
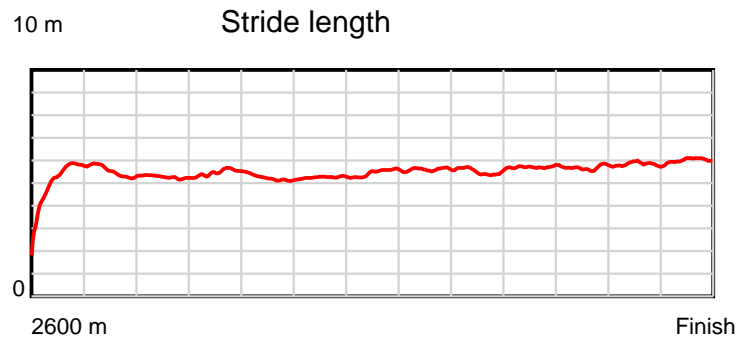
Disclaimer.

HRNZ and NZMTC and Thoroughbred Ratings Pty Ltd accepts no responsibility for the completeness or accuracy of any of the information contained herein, and makes no representations about its suitability for any particular purpose. Users should make their own judgements about those matters and/or seek independent advice. You assume all risks associated with use of the data provided on this page.

Race Results

April 20, 2018, Race 3, AVON CITY FORD PACE, Distance 2600m, Addington - Survey 3200m

Result	TAB no.	Horse (Barrier)	2200m to	2000m to	1800m to	1600m to	1400m to	1200m to	1000m to	800m to	600m to	400m to	200m to	Total or	Margin
5th	7	Take After Me (7)	2000m	1800m	1600m	1400m	1200m	1000m	800m	600m	400m	200m	WP	Average	
		Position in running (margin)	2(2.0)	2(1.7)	2(1.7)	2(2.0)	3(2.4)	4(2.4)	4(3.8)	6(3.6)	5(3.4)	4(3.2)	5(3.6)		4.30
		Sectional time (s)	16.33	15.40	17.00	16.87	15.71	14.92	15.28	14.68	14.60	13.85	13.66		
		Cumulative time (s)	168.30	151.97	136.57	119.57	102.70	86.99	72.07	56.79	42.11	27.51	13.66	3:20.50	
		Speed (m/s)	12.25	12.99	11.76	11.86	12.73	13.40	13.09	13.62	13.70	14.44	14.64	12.97	
		Stride length (m)	5.27	5.46	5.20	5.23	5.46	5.61	5.53	5.70	5.69	5.80	5.99	5.49	
		Stride duration (s)	0.430	0.421	0.442	0.442	0.429	0.419	0.423	0.419	0.415	0.402	0.409	0.423	
		Stride efficiency (%)	43.35	46.65	42.22	42.82	46.54	49.17	47.86	50.83	50.54	52.52	56.11	47.10	
		Stride count	37.97	36.61	38.48	38.21	36.65	36.14	35.07	35.17	34.50	33.38	473.58		



Note: Horizontal distance axis grid lines are 200m furlongs.

Disclaimer.

HRNZ and NZMTC and Thoroughbred Ratings Pty Ltd accepts no responsibility for the completeness or accuracy of any of the information contained herein, and makes no representations about its suitability for any particular purpose. Users should make their own judgements about those matters and/or seek independent advice. You assume all risks associated with use of the data provided on this page.



Race Results



April 20, 2018, Race 3, AVON CITY FORD PACE, Distance 2600m, Addington - Survey 3200m

Result	TAB no.	Horse (Barrier)	2600 to	2400m to
6th	2	Handsome Hero (2)	2400m	2200m
		Position in running (margin)	-	4(5.2)
		Sectional time (s)	16.87	15.64
		Cumulative time (s)	200.79	183.92
		Speed (m/s)	11.85	12.79
		Stride length (m)	5.47	6.00
		Stride duration (s)	0.450	0.469
		Stride efficiency (%)	46.69	56.22
		Stride count	36.59	33.34

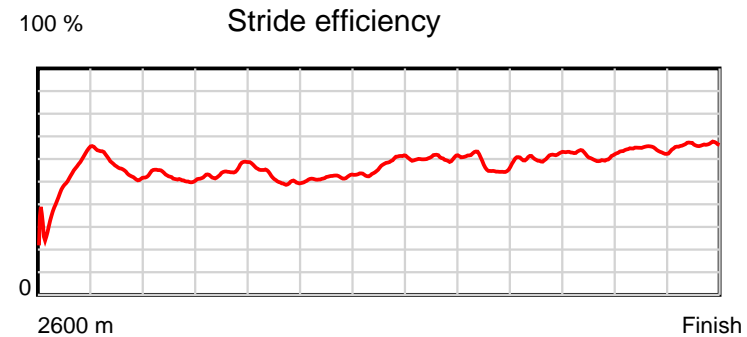
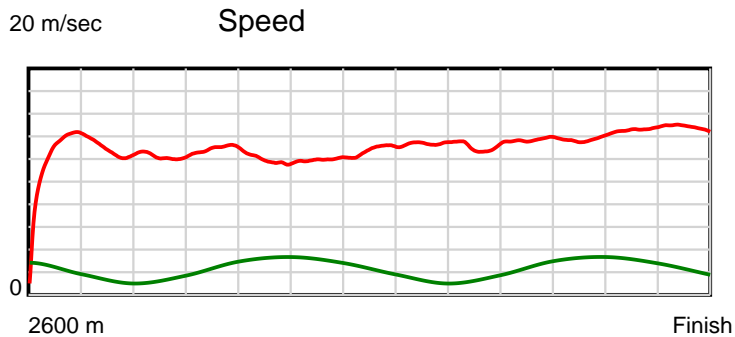
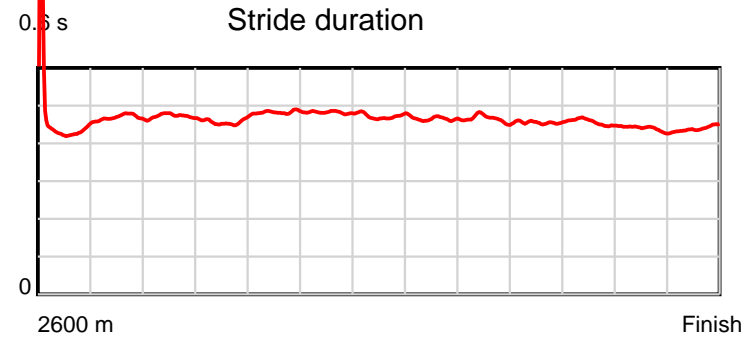
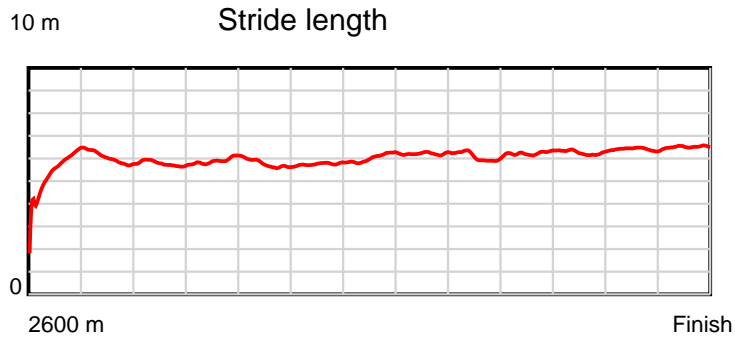
Disclaimer.

HRNZ and NZMTC and Thoroughbred Ratings Pty Ltd accepts no responsibility for the completeness or accuracy of any of the information contained herein, and makes no representations about its suitability for any particular purpose. Users should make their own judgements about those matters and/or seek independent advice. You assume all risks associated with use of the data provided on this page.

Race Results

April 20, 2018, Race 3, AVON CITY FORD PACE, Distance 2600m, Addington - Survey 3200m

Result	TAB no.	Horse (Barrier)	2200m to	2000m to	1800m to	1600m to	1400m to	1200m to	1000m to	800m to	600m to	400m to	200m to	Total or	Margin
6th	2	Handsome Hero (2)	2000m	1800m	1600m	1400m	1200m	1000m	800m	600m	400m	200m	WP	Average	
		Position in running (margin)	3(3.8)	4(4.0)	5(4.8)	4(4.5)	4(3.6)	6(3.6)	7(5.5)	9(6.0)	9(5.5)	8(5.6)	7(4.9)		5.90
		Sectional time (s)	16.42	15.53	16.89	16.66	15.70	15.02	15.39	14.64	14.64	13.69	13.70		
		Cumulative time (s)	168.28	151.86	136.33	119.44	102.78	87.08	72.06	56.67	42.03	27.39	13.70	3:20.79	
		Speed (m/s)	12.18	12.88	11.84	12.00	12.74	13.32	13.00	13.66	13.66	14.61	14.60	12.95	
		Stride length (m)	5.76	5.89	5.71	5.78	6.01	6.18	6.04	6.22	6.23	6.42	6.43	6.00	
		Stride duration (s)	0.472	0.457	0.483	0.482	0.472	0.465	0.465	0.455	0.456	0.439	0.440	0.463	
		Stride efficiency (%)	51.77	54.20	51.04	52.27	56.52	59.77	56.96	60.45	60.58	64.32	64.57	56.21	
		Stride count	34.75	33.96	35.00	34.58	33.26	32.34	33.13	32.16	32.12	31.17	31.11	433.51	



Note: Horizontal distance axis grid lines are 200m furlongs.

Disclaimer.

HRNZ and NZMTC and Thoroughbred Ratings Pty Ltd accepts no responsibility for the completeness or accuracy of any of the information contained herein, and makes no representations about its suitability for any particular purpose. Users should make their own judgements about those matters and/or seek independent advice. You assume all risks associated with use of the data provided on this page.



Race Results



April 20, 2018, Race 3, AVON CITY FORD PACE, Distance 2600m, Addington - Survey 3200m

Result	TAB no.	Horse (Barrier)	2600 to	2400m to
7th	12	OK I'm Bad (12)	2400m	2200m
		Position in running (margin)	-	11(9.6)
		Sectional time (s)	17.64	16.18
		Cumulative time (s)	200.85	183.21
		Speed (m/s)	11.33	12.36
		Stride length (m)	5.55	5.72
		Stride duration (s)	0.437	0.463
		Stride efficiency (%)	48.14	51.07
		Stride count	36.03	34.98

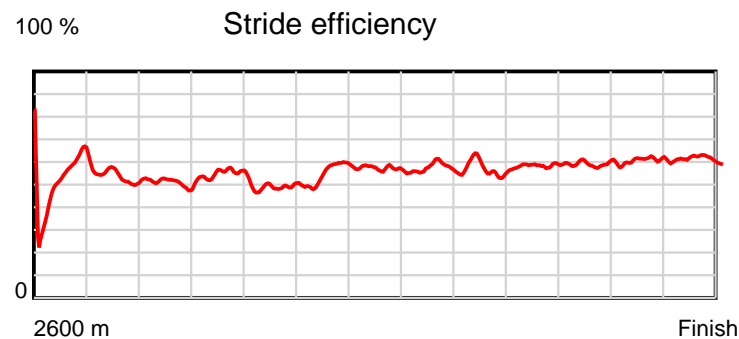
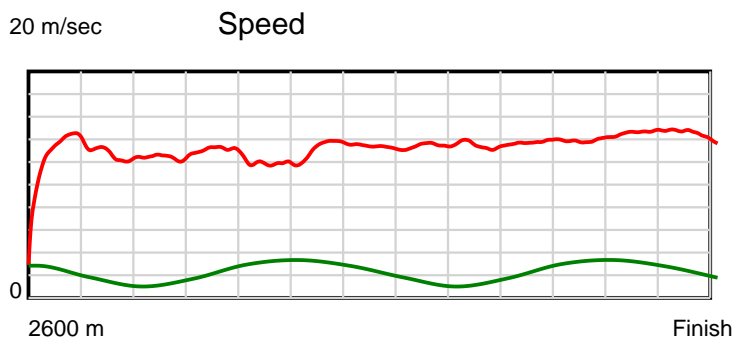
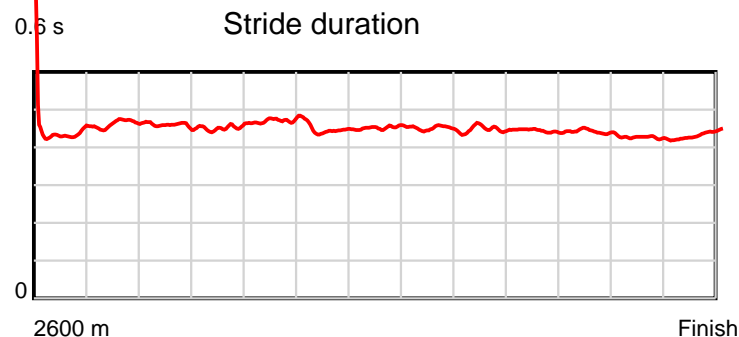
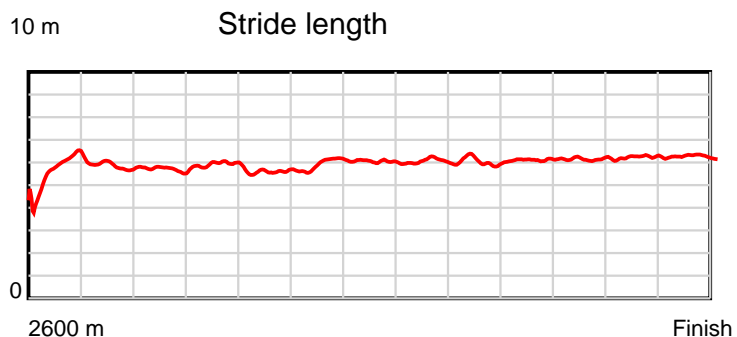
Disclaimer.

HRNZ and NZMTC and Thoroughbred Ratings Pty Ltd accepts no responsibility for the completeness or accuracy of any of the information contained herein, and makes no representations about its suitability for any particular purpose. Users should make their own judgements about those matters and/or seek independent advice. You assume all risks associated with use of the data provided on this page.

Race Results

April 20, 2018, Race 3, AVON CITY FORD PACE, Distance 2600m, Addington - Survey 3200m

Result	TAB no.	Horse (Barrier)	2200m to	2000m to	1800m to	1600m to	1400m to	1200m to	1000m to	800m to	600m to	400m to	200m to	Total or	Margin
7th	12	OK I'm Bad (12)	2000m	1800m	1600m	1400m	1200m	1000m	800m	600m	400m	200m	WP	Average	
		Position in running (margin)	11(11.5)	12(12.1)	11(12.0)	12(14.2)	6(5.6)	3(1.7)	5(4.0)	4(3.1)	4(2.6)	5(3.2)	6(3.7)		6.30
		Sectional time (s)	16.48	15.38	17.32	15.37	15.07	15.08	15.16	14.62	14.74	13.87	13.94		
		Cumulative time (s)	167.03	150.55	135.17	117.85	102.48	87.41	72.33	57.17	42.55	27.81	13.94	3:20.85	
		Speed (m/s)	12.14	13.00	11.55	13.01	13.27	13.26	13.19	13.68	13.57	14.42	14.35	12.94	
		Stride length (m)	5.57	5.89	5.44	5.82	6.01	5.96	5.92	6.07	5.97	6.13	6.24	5.86	
		Stride duration (s)	0.459	0.453	0.471	0.447	0.453	0.449	0.449	0.444	0.440	0.425	0.435	0.453	
		Stride efficiency (%)	48.53	54.15	46.31	52.87	56.37	55.45	54.73	57.55	55.72	58.79	60.92	53.65	
		Stride count	35.89	33.98	36.74	34.38	33.30	33.57	33.79	32.96	33.49	32.61	32.03	443.75	



Note: Horizontal distance axis grid lines are 200m furlongs.

Disclaimer.

HRNZ and NZMTC and Thoroughbred Ratings Pty Ltd accepts no responsibility for the completeness or accuracy of any of the information contained herein, and makes no representations about its suitability for any particular purpose. Users should make their own judgements about those matters and/or seek independent advice. You assume all risks associated with use of the data provided on this page.



Race Results



April 20, 2018, Race 3, AVON CITY FORD PACE, Distance 2600m, Addington - Survey 3200m

Result	TAB no.	Horse (Barrier)	2600 to	2400m to
8th	14	Pembrook Legac... (14)	2400m	2200m
		Position in running (margin)	-	13(14.3)
		Sectional time (s)	18.52	16.29
		Cumulative time (s)	200.86	182.34
		Speed (m/s)	10.80	12.28
		Stride length (m)	5.87	6.26
		Stride duration (s)	0.479	0.510
		Stride efficiency (%)	53.93	61.26
		Stride count	34.04	31.94

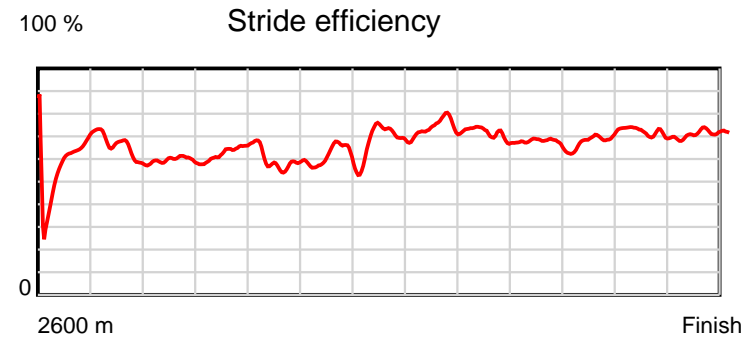
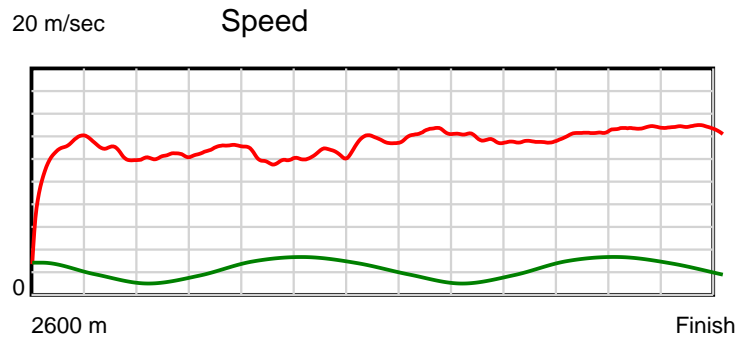
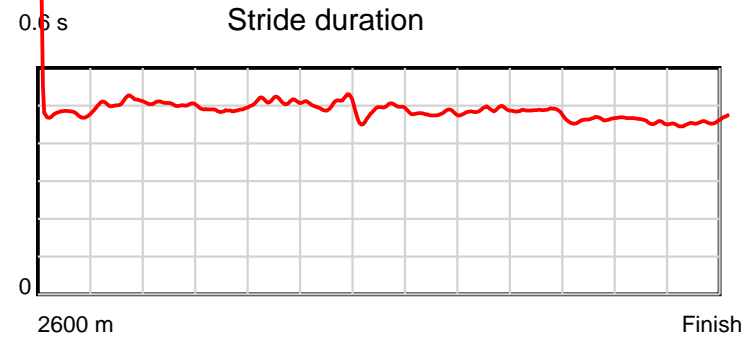
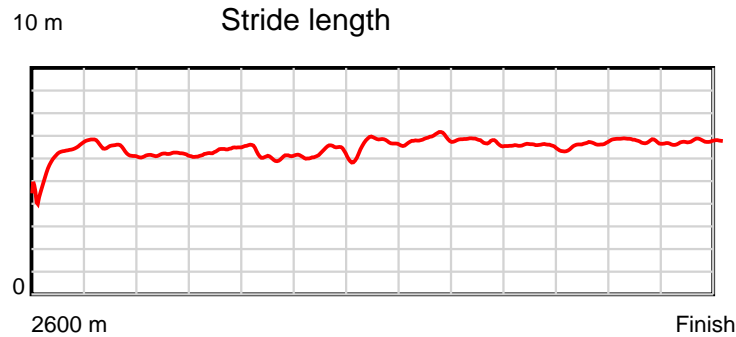
Disclaimer.

HRNZ and NZMTC and Thoroughbred Ratings Pty Ltd accepts no responsibility for the completeness or accuracy of any of the information contained herein, and makes no representations about its suitability for any particular purpose. Users should make their own judgements about those matters and/or seek independent advice. You assume all risks associated with use of the data provided on this page.

Race Results

April 20, 2018, Race 3, AVON CITY FORD PACE, Distance 2600m, Addington - Survey 3200m

Result	TAB no.	Horse (Barrier)	2200m to	2000m to	1800m to	1600m to	1400m to	1200m to	1000m to	800m to	600m to	400m to	200m to	Total or	Margin
8th	14	Pembrook Legac... (14)	2000m	1800m	1600m	1400m	1200m	1000m	800m	600m	400m	200m	WP	Average	
		Position in running (margin)	14(16.8)	14(17.7)	14(17.5)	14(18.6)	16(15.2)	13(8.3)	9(6.9)	7(5.2)	8(5.2)	7(4.7)	8(5.6)		6.30
		Sectional time (s)	16.53	15.36	17.14	16.23	14.58	14.45	15.02	14.73	14.54	13.94	13.53		
		Cumulative time (s)	166.05	149.52	134.16	117.02	100.79	86.21	71.76	56.74	42.01	27.47	13.53	3:20.86	
		Speed (m/s)	12.10	13.02	11.67	12.32	13.72	13.84	13.32	13.58	13.76	14.35	14.78	12.94	
		Stride length (m)	6.09	6.37	5.99	6.16	6.70	6.63	6.51	6.53	6.39	6.54	6.81	6.36	
		Stride duration (s)	0.503	0.490	0.513	0.499	0.488	0.479	0.489	0.481	0.464	0.456	0.461	0.491	
		Stride efficiency (%)	57.92	63.48	56.02	59.22	70.18	68.69	66.25	66.64	63.74	66.85	72.43	63.23	
		Stride count	32.85	31.38	33.40	32.49	29.84	30.17	30.72	30.63	31.32	30.58	29.38	408.74	



Note: Horizontal distance axis grid lines are 200m furlongs.

Disclaimer.

HRNZ and NZMTC and Thoroughbred Ratings Pty Ltd accepts no responsibility for the completeness or accuracy of any of the information contained herein, and makes no representations about its suitability for any particular purpose. Users should make their own judgements about those matters and/or seek independent advice. You assume all risks associated with use of the data provided on this page.



Race Results



April 20, 2018, Race 3, AVON CITY FORD PACE, Distance 2600m, Addington - Survey 3200m

Result	TAB no.	Horse (Barrier)	2600 to	2400m to
9th	3	Awaytocollect (3)	2400m	2200m
		Position in running (margin)	-	9(7.8)
		Sectional time (s)	17.29	15.58
		Cumulative time (s)	200.98	183.69
		Speed (m/s)	11.56	12.84
		Stride length (m)	5.28	5.82
		Stride duration (s)	0.443	0.453
		Stride efficiency (%)	43.63	52.88
		Stride count	37.85	34.38

Disclaimer.

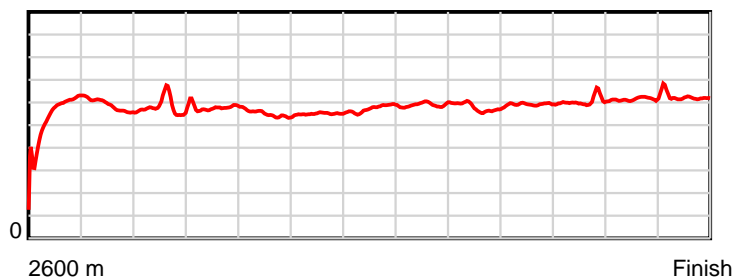
HRNZ and NZMTC and Thoroughbred Ratings Pty Ltd accepts no responsibility for the completeness or accuracy of any of the information contained herein, and makes no representations about its suitability for any particular purpose. Users should make their own judgements about those matters and/or seek independent advice. You assume all risks associated with use of the data provided on this page.

Race Results

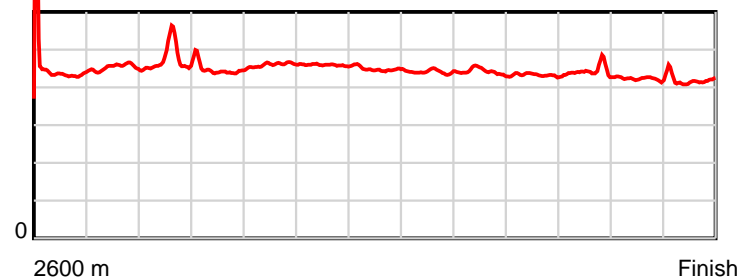
April 20, 2018, Race 3, AVON CITY FORD PACE, Distance 2600m, Addington - Survey 3200m

Result	TAB no.	Horse (Barrier)	2200m to	2000m to	1800m to	1600m to	1400m to	1200m to	1000m to	800m to	600m to	400m to	200m to	Total or	Margin
9th	3	Awaytocollect (3)	2000m	1800m	1600m	1400m	1200m	1000m	800m	600m	400m	200m	WP	Average	
		Position in running (margin)	7(6.0)	7(6.1)	7(6.5)	6(6.4)	7(5.8)	8(5.5)	10(7.0)	12(7.8)	12(7.3)	11(7.4)	11(7.1)		7.00
		Sectional time (s)	16.40	15.48	16.92	16.72	15.65	14.96	15.44	14.64	14.64	13.74	13.52		
		Cumulative time (s)	168.11	151.71	136.23	119.31	102.59	86.94	71.98	56.54	41.90	27.26	13.52	3:20.98	
		Speed (m/s)	12.20	12.92	11.82	11.96	12.78	13.37	12.95	13.66	13.66	14.56	14.79	12.94	
		Stride length (m)	5.68	5.75	5.44	5.49	5.73	5.89	5.72	5.91	6.00	6.15	6.17	5.76	
		Stride duration (s)	0.466	0.445	0.460	0.459	0.448	0.441	0.441	0.433	0.440	0.422	0.417	0.445	
		Stride efficiency (%)	50.39	51.58	46.30	47.11	51.28	54.26	51.07	54.62	56.33	59.11	59.48	51.86	
		Stride count	35.22	34.81	36.74	36.42	34.91	33.94	34.98	33.83	33.31	32.52	32.42	451.33	

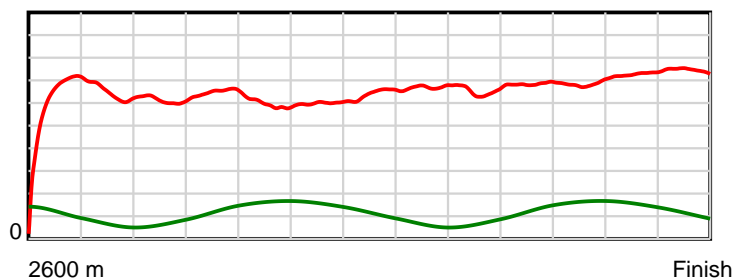
10 m Stride length



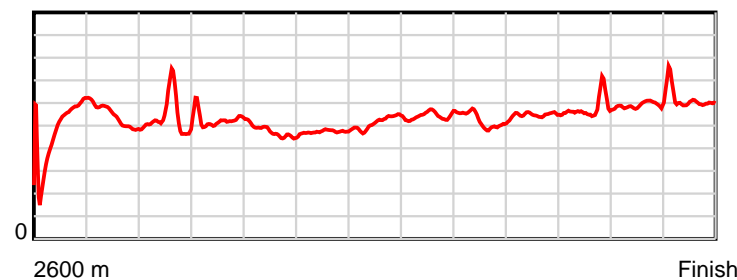
0.5 s Stride duration



20 m/sec Speed



100 % Stride efficiency



Note: Horizontal distance axis grid lines are 200m furlongs.

Disclaimer.

HRNZ and NZMTC and Thoroughbred Ratings Pty Ltd accepts no responsibility for the completeness or accuracy of any of the information contained herein, and makes no representations about its suitability for any particular purpose. Users should make their own judgements about those matters and/or seek independent advice. You assume all risks associated with use of the data provided on this page.



Race Results



April 20, 2018, Race 3, AVON CITY FORD PACE, Distance 2600m, Addington - Survey 3200m

Result	TAB no.	Horse (Barrier)	2600 to	2400m to
10th	17	Sky City King (0)	2400m	2200m
		Position in running (margin)	-	15(17.3)
		Sectional time (s)	18.89	16.53
		Cumulative time (s)	200.98	182.09
		Speed (m/s)	10.59	12.10
		Stride length (m)	5.82	5.85
		Stride duration (s)	0.463	0.484
		Stride efficiency (%)	52.89	53.56
		Stride count	34.38	34.16

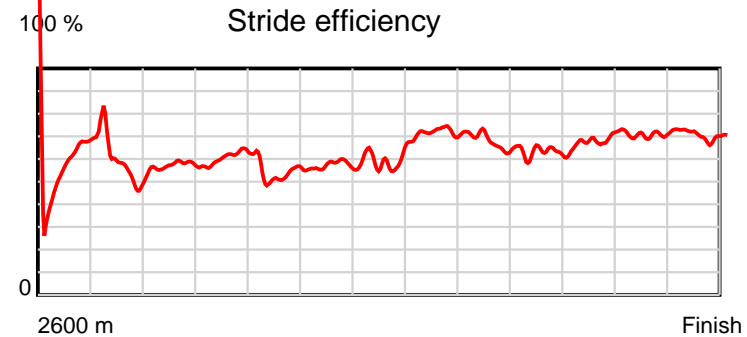
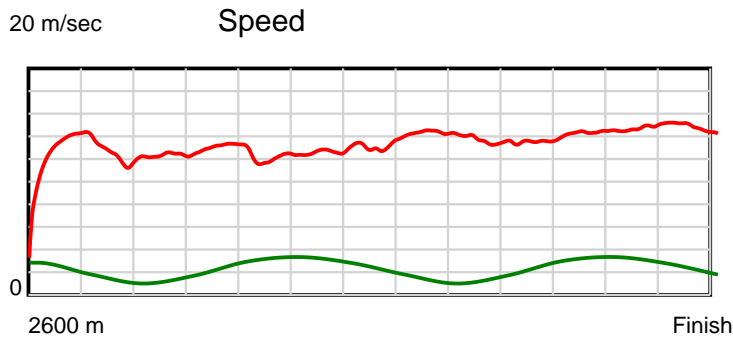
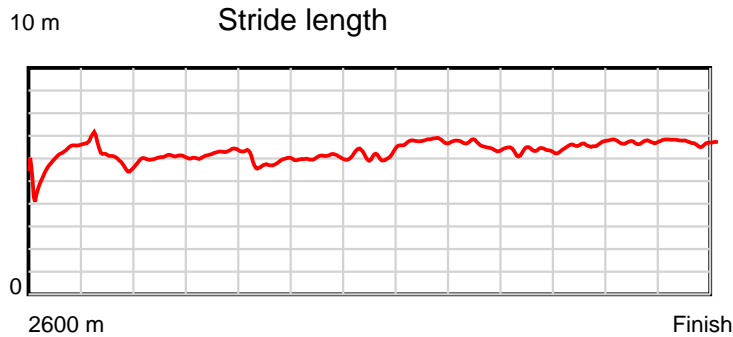
Disclaimer.

HRNZ and NZMTC and Thoroughbred Ratings Pty Ltd accepts no responsibility for the completeness or accuracy of any of the information contained herein, and makes no representations about its suitability for any particular purpose. Users should make their own judgements about those matters and/or seek independent advice. You assume all risks associated with use of the data provided on this page.

Race Results

April 20, 2018, Race 3, AVON CITY FORD PACE, Distance 2600m, Addington - Survey 3200m

Result	TAB no.	Horse (Barrier)	2200m to	2000m to	1800m to	1600m to	1400m to	1200m to	1000m to	800m to	600m to	400m to	200m to	Total or	Margin
10th	17	Sky City King (0)	2000m	1800m	1600m	1400m	1200m	1000m	800m	600m	400m	200m	WP	Average	
		Position in running (margin)	16(21.3)	16(22.7)	16(21.7)	15(19.2)	15(13.4)	15(9.8)	12(8.6)	11(7.4)	11(7.2)	9(6.1)	9(6.0)		7.00
		Sectional time (s)	16.62	15.23	16.52	15.84	15.11	14.49	15.11	14.70	14.44	13.78	13.72		
		Cumulative time (s)	165.56	148.94	133.71	117.19	101.35	86.24	71.75	56.64	41.94	27.50	13.72	3:20.98	
		Speed (m/s)	12.03	13.13	12.11	12.63	13.24	13.80	13.24	13.61	13.85	14.51	14.58	12.94	
		Stride length (m)	5.91	6.25	5.85	6.05	6.21	6.53	6.35	6.36	6.40	6.59	6.64	6.20	
		Stride duration (s)	0.491	0.476	0.483	0.479	0.469	0.473	0.480	0.467	0.462	0.454	0.456	0.480	
		Stride efficiency (%)	54.52	61.10	53.41	57.27	60.21	66.63	63.04	63.18	63.93	67.89	68.93	60.13	
		Stride count	33.86	31.98	34.21	33.04	32.22	30.63	31.49	31.45	31.27	30.34	30.11	419.14	



Note: Horizontal distance axis grid lines are 200m furlongs.

Disclaimer.

HRNZ and NZMTC and Thoroughbred Ratings Pty Ltd accepts no responsibility for the completeness or accuracy of any of the information contained herein, and makes no representations about its suitability for any particular purpose. Users should make their own judgements about those matters and/or seek independent advice. You assume all risks associated with use of the data provided on this page.



Race Results



April 20, 2018, Race 3, AVON CITY FORD PACE, Distance 2600m, Addington - Survey 3200m

Result	TAB no.	Horse (Barrier)	2600 to	2400m to
11th	9	Astuto (9)	2400m	2200m
		Position in running (margin)	-	6(6.6)
		Sectional time (s)	17.14	15.50
		Cumulative time (s)	200.99	183.85
		Speed (m/s)	11.67	12.90
		Stride length (m)	4.99	5.37
		Stride duration (s)	0.417	0.416
		Stride efficiency (%)	38.86	45.06
		Stride count	40.10	37.25

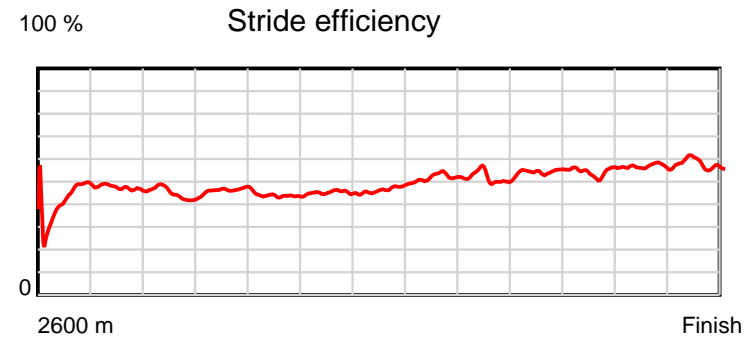
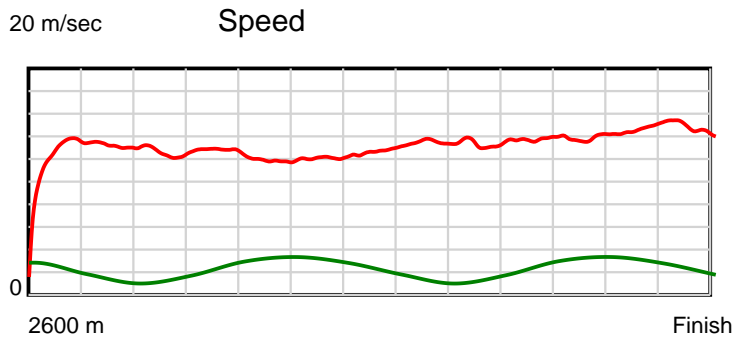
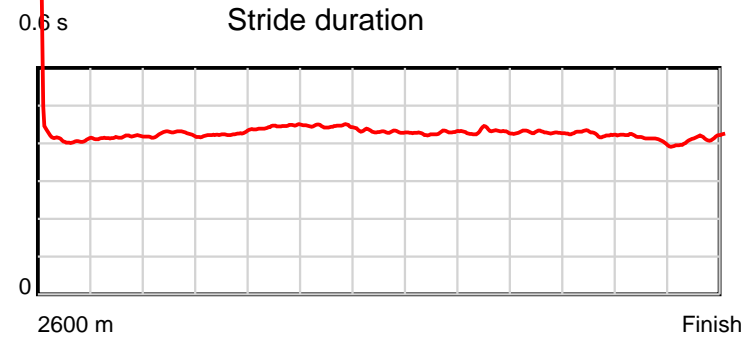
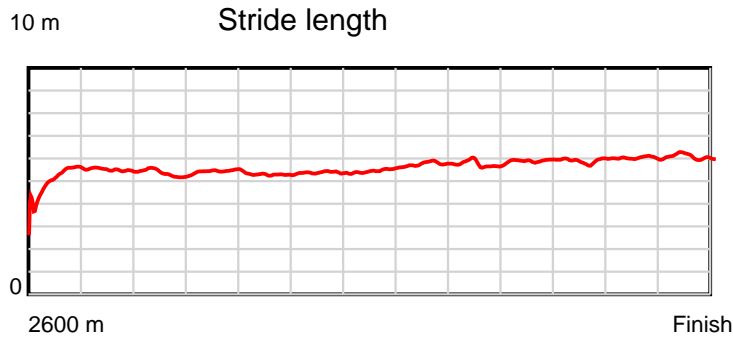
Disclaimer.

HRNZ and NZMTC and Thoroughbred Ratings Pty Ltd accepts no responsibility for the completeness or accuracy of any of the information contained herein, and makes no representations about its suitability for any particular purpose. Users should make their own judgements about those matters and/or seek independent advice. You assume all risks associated with use of the data provided on this page.

Race Results

April 20, 2018, Race 3, AVON CITY FORD PACE, Distance 2600m, Addington - Survey 3200m

Result	TAB no.	Horse (Barrier)	2200m to	2000m to	1800m to	1600m to	1400m to	1200m to	1000m to	800m to	600m to	400m to	200m to	Total or	Margin
11th	9	Astuto (9)	2000m	1800m	1600m	1400m	1200m	1000m	800m	600m	400m	200m	WP	Average	
		Position in running (margin)	5(4.4)	3(2.0)	4(3.8)	5(4.6)	5(5.2)	9(5.6)	11(8.3)	10(7.3)	10(6.3)	10(6.2)	10(6.1)		7.00
		Sectional time (s)	15.97	15.70	17.08	16.90	15.79	15.14	15.15	14.56	14.60	13.78	13.68		
		Cumulative time (s)	168.35	152.38	136.68	119.60	102.70	86.91	71.77	56.62	42.06	27.46	13.68	3:20.99	
		Speed (m/s)	12.52	12.74	11.71	11.83	12.67	13.21	13.20	13.74	13.70	14.51	14.62	12.94	
		Stride length (m)	5.32	5.41	5.21	5.26	5.46	5.65	5.68	5.89	5.82	5.95	6.05	5.53	
		Stride duration (s)	0.425	0.425	0.445	0.445	0.431	0.428	0.431	0.429	0.425	0.410	0.414	0.427	
		Stride efficiency (%)	44.26	45.71	42.37	43.29	46.54	49.90	50.50	54.26	52.96	55.29	57.16	47.71	
		Stride count	37.58	36.98	38.41	38.00	36.65	35.39	35.18	33.94	34.36	33.62	33.07	470.53	



Note: Horizontal distance axis grid lines are 200m furlongs.

Disclaimer.

HRNZ and NZMTC and Thoroughbred Ratings Pty Ltd accepts no responsibility for the completeness or accuracy of any of the information contained herein, and makes no representations about its suitability for any particular purpose. Users should make their own judgements about those matters and/or seek independent advice. You assume all risks associated with use of the data provided on this page.



Race Results



April 20, 2018, Race 3, AVON CITY FORD PACE, Distance 2600m, Addington - Survey 3200m

Result	TAB no.	Horse (Barrier)	2600 to	2400m to
12th	8	Mega Watt (8)	2400m	2200m
		Position in running (margin)	-	3(3.9)
		Sectional time (s)	16.85	15.91
		Cumulative time (s)	201.43	184.58
		Speed (m/s)	11.87	12.57
		Stride length (m)	5.54	5.93
		Stride duration (s)	0.455	0.472
		Stride efficiency (%)	47.97	55.02
		Stride count	36.10	33.71

Disclaimer.

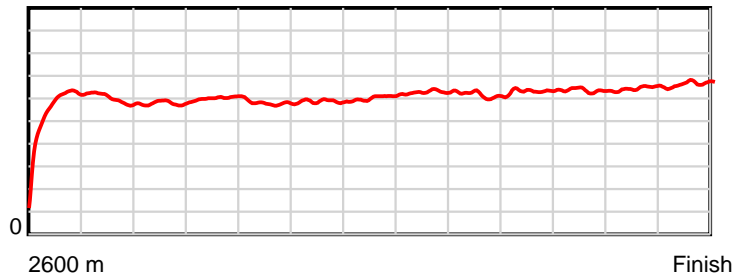
HRNZ and NZMTC and Thoroughbred Ratings Pty Ltd accepts no responsibility for the completeness or accuracy of any of the information contained herein, and makes no representations about its suitability for any particular purpose. Users should make their own judgements about those matters and/or seek independent advice. You assume all risks associated with use of the data provided on this page.

Race Results

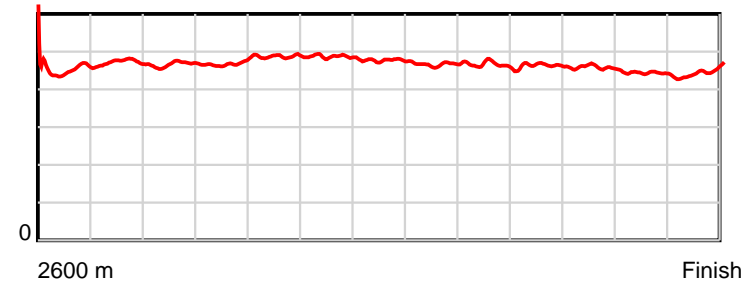
April 20, 2018, Race 3, AVON CITY FORD PACE, Distance 2600m, Addington - Survey 3200m

Result	TAB no.	Horse (Barrier)	2200m to	2000m to	1800m to	1600m to	1400m to	1200m to	1000m to	800m to	600m to	400m to	200m to	Total or	Margin
12th	8	Mega Watt (8)	2000m	1800m	1600m	1400m	1200m	1000m	800m	600m	400m	200m	WP	Average	
		Position in running (margin)	4(4.1)	6(5.1)	6(6.3)	7(7.8)	10(7.3)	11(7.5)	14(9.5)	14(9.7)	14(9.1)	14(9.4)	12(9.4)		9.50
		Sectional time (s)	16.55	15.61	17.18	16.73	15.75	15.02	15.35	14.62	14.68	13.80	13.38		
		Cumulative time (s)	168.67	152.12	136.51	119.33	102.60	86.85	71.83	56.48	41.86	27.18	13.38	3:21.43	
		Speed (m/s)	12.08	12.81	11.64	11.95	12.70	13.32	13.03	13.68	13.62	14.49	14.95	12.91	
		Stride length (m)	5.64	6.00	5.67	5.82	6.05	6.21	6.04	6.35	6.22	6.40	6.70	6.03	
		Stride duration (s)	0.466	0.468	0.487	0.487	0.477	0.466	0.464	0.464	0.457	0.441	0.448	0.467	
		Stride efficiency (%)	49.63	56.28	50.31	52.94	57.25	60.26	57.08	63.11	60.54	63.92	70.10	56.78	
		Stride count	35.49	33.33	35.25	34.36	33.04	32.21	33.09	31.47	32.13	31.27	29.86	431.31	

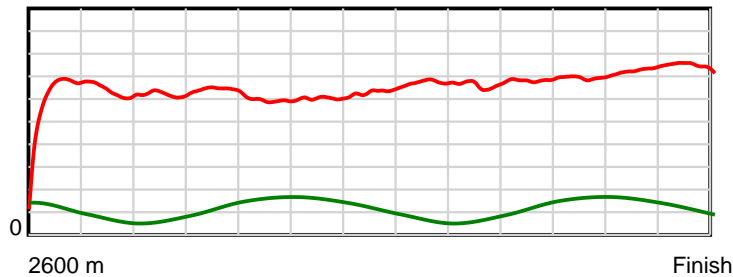
10 m Stride length



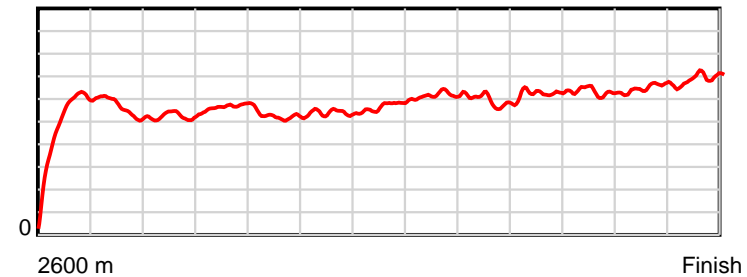
0.6 s Stride duration



20 m/sec Speed



100 % Stride efficiency



Note: Horizontal distance axis grid lines are 200m furlongs.

Disclaimer.

HRNZ and NZMTC and Thoroughbred Ratings Pty Ltd accepts no responsibility for the completeness or accuracy of any of the information contained herein, and makes no representations about its suitability for any particular purpose. Users should make their own judgements about those matters and/or seek independent advice. You assume all risks associated with use of the data provided on this page.



Race Results



April 20, 2018, Race 3, AVON CITY FORD PACE, Distance 2600m, Addington - Survey 3200m

Result	TAB no.	Horse (Barrier)	2600 to	2400m to
13th	11	Unfinished Bus... (11)	2400m	2200m
		Position in running (margin)	-	10(9.5)
		Sectional time (s)	17.74	15.68
		Cumulative time (s)	202.03	184.29
		Speed (m/s)	11.27	12.76
		Stride length (m)	5.41	5.84
		Stride duration (s)	0.439	0.457
		Stride efficiency (%)	45.68	53.22
		Stride count	36.99	34.27

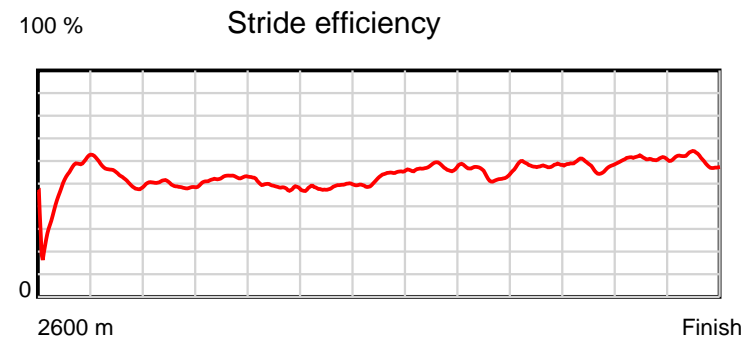
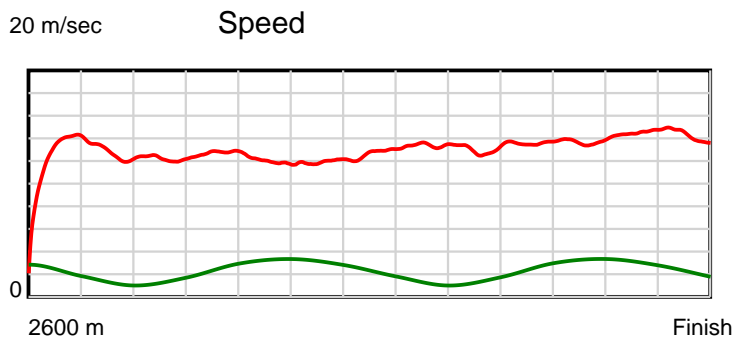
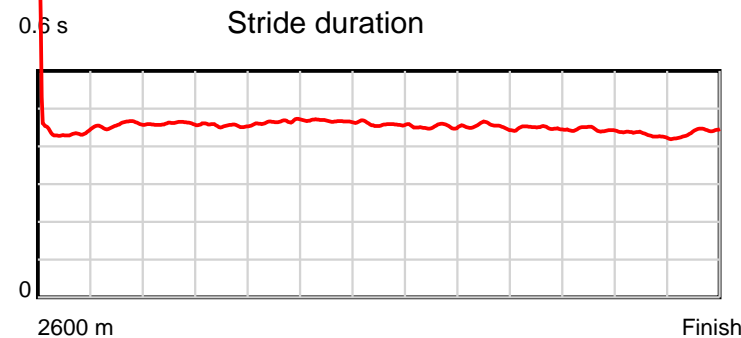
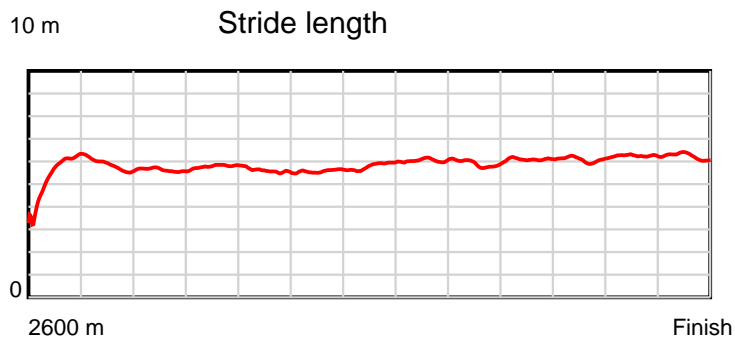
Disclaimer.

HRNZ and NZMTC and Thoroughbred Ratings Pty Ltd accepts no responsibility for the completeness or accuracy of any of the information contained herein, and makes no representations about its suitability for any particular purpose. Users should make their own judgements about those matters and/or seek independent advice. You assume all risks associated with use of the data provided on this page.

Race Results

April 20, 2018, Race 3, AVON CITY FORD PACE, Distance 2600m, Addington - Survey 3200m

Result	TAB no.	Horse (Barrier)	2200m to	2000m to	1800m to	1600m to	1400m to	1200m to	1000m to	800m to	600m to	400m to	200m to	Total or	Margin
13th	11	Unfinished Bus... (11)	2000m	1800m	1600m	1400m	1200m	1000m	800m	600m	400m	200m	WP	Average	
		Position in running (margin)	9(8.4)	9(8.8)	10(10.3)	8(8.4)	9(7.2)	12(7.9)	13(9.4)	15(10.1)	15(10.0)	15(9.7)	13(9.6)		12.80
		Sectional time (s)	16.45	15.66	16.63	16.60	15.83	14.95	15.42	14.71	14.58	13.78	14.00		
		Cumulative time (s)	168.61	152.16	136.50	119.87	103.27	87.44	72.49	57.07	42.36	27.78	14.00	3:22.03	
		Speed (m/s)	12.16	12.77	12.03	12.05	12.63	13.38	12.97	13.60	13.72	14.51	14.29	12.87	
		Stride length (m)	5.60	5.82	5.60	5.62	5.80	6.05	5.87	6.11	6.10	6.25	6.25	5.86	
		Stride duration (s)	0.460	0.455	0.466	0.467	0.459	0.452	0.453	0.449	0.444	0.431	0.438	0.455	
		Stride efficiency (%)	48.94	52.88	49.02	49.41	52.63	57.11	53.88	58.29	58.07	61.11	61.11	53.64	
		Stride count	35.74	34.38	35.71	35.57	34.46	33.08	34.06	32.75	32.81	31.98	31.98	443.78	



Note: Horizontal distance axis grid lines are 200m furlongs.

Disclaimer.

HRNZ and NZMTC and Thoroughbred Ratings Pty Ltd accepts no responsibility for the completeness or accuracy of any of the information contained herein, and makes no representations about its suitability for any particular purpose. Users should make their own judgements about those matters and/or seek independent advice. You assume all risks associated with use of the data provided on this page.



Race Results



April 20, 2018, Race 3, AVON CITY FORD PACE, Distance 2600m, Addington - Survey 3200m

Result	TAB no.	Horse (Barrier)	2600 to	2400m to
14th	4	Out Of Aces (4)	2400m	2200m
		Position in running (margin)	-	5(5.7)
		Sectional time (s)	16.96	16.03
		Cumulative time (s)	202.10	185.14
		Speed (m/s)	11.79	12.48
		Stride length (m)	5.68	5.91
		Stride duration (s)	0.471	0.474
		Stride efficiency (%)	50.37	54.58
		Stride count	35.23	33.84

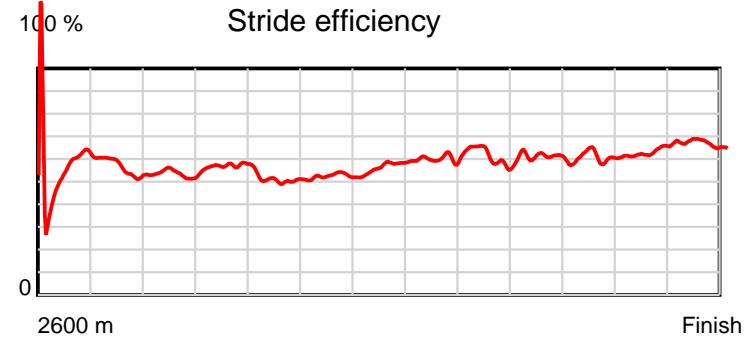
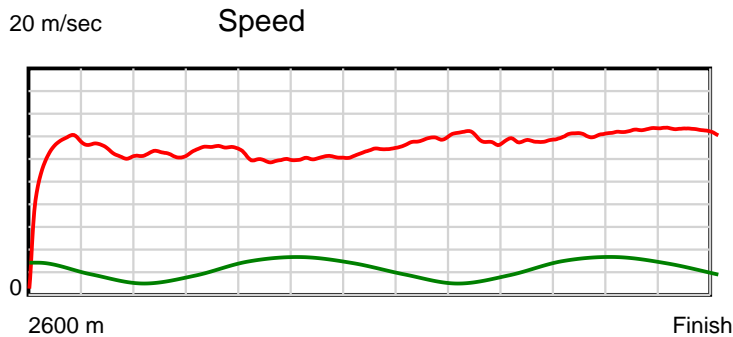
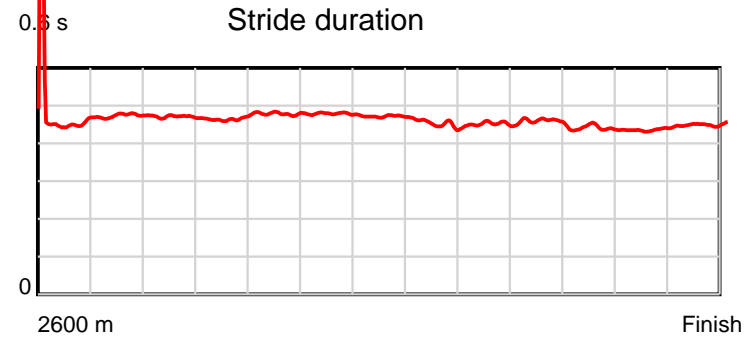
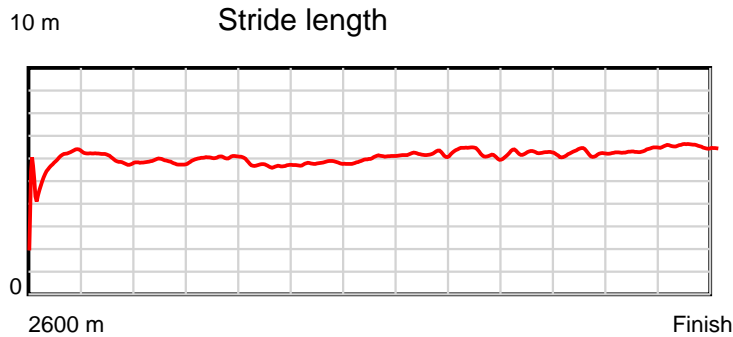
Disclaimer.

HRNZ and NZMTC and Thoroughbred Ratings Pty Ltd accepts no responsibility for the completeness or accuracy of any of the information contained herein, and makes no representations about its suitability for any particular purpose. Users should make their own judgements about those matters and/or seek independent advice. You assume all risks associated with use of the data provided on this page.

Race Results

April 20, 2018, Race 3, AVON CITY FORD PACE, Distance 2600m, Addington - Survey 3200m

Result	TAB no.	Horse (Barrier)	2200m to	2000m to	1800m to	1600m to	1400m to	1200m to	1000m to	800m to	600m to	400m to	200m to	Total or	Margin
14th	4	Out Of Aces (4)	2000m	1800m	1600m	1400m	1200m	1000m	800m	600m	400m	200m	WP	Average	
		Position in running (margin)	8(6.7)	8(7.8)	8(8.5)	9(9.6)	11(9.0)	14(9.4)	15(10.5)	13(8.9)	13(9.0)	13(9.3)	14(11.1)		13.20
		Sectional time (s)	16.57	15.51	17.13	16.71	15.77	14.88	15.05	14.74	14.67	14.10	13.98		
		Cumulative time (s)	169.11	152.54	137.03	119.90	103.19	87.42	72.54	57.49	42.75	28.08	13.98	3:22.10	
		Speed (m/s)	12.07	12.89	11.68	11.97	12.68	13.44	13.29	13.57	13.63	14.18	14.31	12.86	
		Stride length (m)	5.68	6.00	5.59	5.73	5.98	6.07	6.00	6.21	6.00	6.21	6.44	5.95	
		Stride duration (s)	0.471	0.465	0.479	0.479	0.471	0.452	0.452	0.458	0.440	0.437	0.450	0.463	
		Stride efficiency (%)	50.50	56.21	48.82	51.27	55.81	57.57	56.30	60.35	56.34	60.18	64.82	55.37	
		Stride count	35.18	33.35	35.78	34.91	33.46	32.95	33.32	32.18	33.31	32.23	31.05	436.79	



Note: Horizontal distance axis grid lines are 200m furlongs.

Disclaimer.

HRNZ and NZMTC and Thoroughbred Ratings Pty Ltd accepts no responsibility for the completeness or accuracy of any of the information contained herein, and makes no representations about its suitability for any particular purpose. Users should make their own judgements about those matters and/or seek independent advice. You assume all risks associated with use of the data provided on this page.



Race Results



April 20, 2018, Race 3, AVON CITY FORD PACE, Distance 2600m, Addington - Survey 3200m

Result	TAB no.	Horse (Barrier)	2600 to	2400m to
15th	1	Game Changer (1)	2400m	2200m
		Position in running (margin)	-	16(17.4)
		Sectional time (s)	18.93	14.90
		Cumulative time (s)	202.46	183.53
		Speed (m/s)	10.56	13.42
		Stride length (m)	4.80	6.22
		Stride duration (s)	0.442	0.463
		Stride efficiency (%)	35.99	60.38
		Stride count	41.67	32.17

Disclaimer.

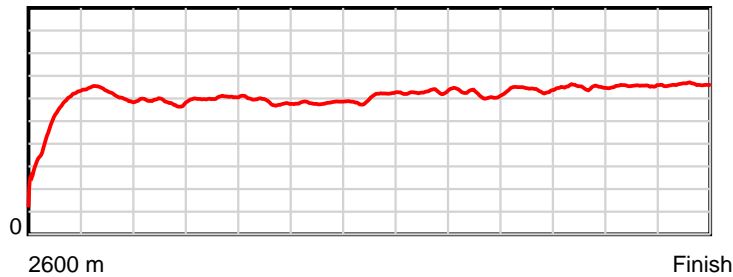
HRNZ and NZMTC and Thoroughbred Ratings Pty Ltd accepts no responsibility for the completeness or accuracy of any of the information contained herein, and makes no representations about its suitability for any particular purpose. Users should make their own judgements about those matters and/or seek independent advice. You assume all risks associated with use of the data provided on this page.

Race Results

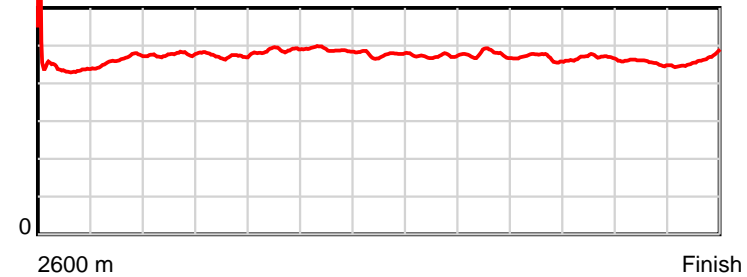
April 20, 2018, Race 3, AVON CITY FORD PACE, Distance 2600m, Addington - Survey 3200m

Result	TAB no.	Horse (Barrier)	2200m to	2000m to	1800m to	1600m to	1400m to	1200m to	1000m to	800m to	600m to	400m to	200m to	Total or	Margin
15th	1	Game Changer (1)	2000m	1800m	1600m	1400m	1200m	1000m	800m	600m	400m	200m	WP	Average	
		Position in running (margin)	12(11.6)	11(11.0)	12(12.3)	10(10.5)	13(9.8)	16(10.1)	16(11.3)	16(12.2)	16(12.0)	16(12.1)	15(12.6)		15.20
		Sectional time (s)	16.28	15.62	16.64	16.69	15.77	14.90	15.46	14.69	14.63	13.87	14.08		
		Cumulative time (s)	168.63	152.35	136.73	120.09	103.40	87.63	72.73	57.27	42.58	27.95	14.08	3:22.46	
		Speed (m/s)	12.29	12.80	12.02	11.98	12.68	13.42	12.94	13.61	13.67	14.42	14.20	12.84	
		Stride length (m)	5.85	6.05	5.85	5.86	6.05	6.34	6.17	6.37	6.39	6.56	6.56	6.05	
		Stride duration (s)	0.476	0.473	0.487	0.489	0.477	0.472	0.477	0.468	0.468	0.455	0.462	0.471	
		Stride efficiency (%)	53.45	57.27	53.54	53.72	57.24	62.72	59.53	63.50	63.85	67.26	67.27	57.13	
		Stride count	34.20	33.04	34.17	34.11	33.04	31.57	32.40	31.37	31.29	30.49	30.48	430.00	

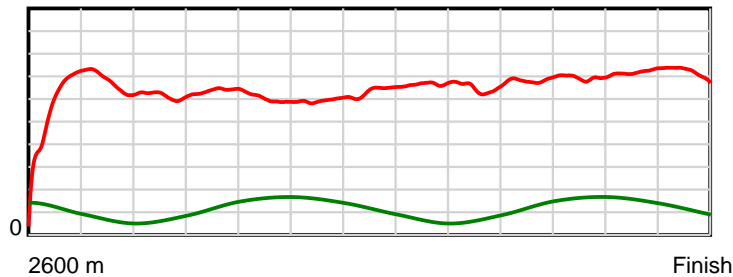
10 m Stride length



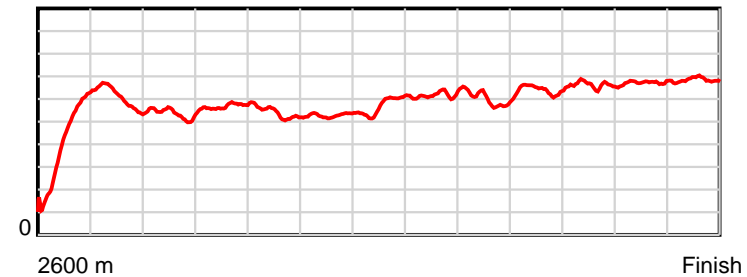
0.5 s Stride duration



20 m/sec Speed



100 % Stride efficiency



Note: Horizontal distance axis grid lines are 200m furlongs.

Disclaimer.

HRNZ and NZMTC and Thoroughbred Ratings Pty Ltd accepts no responsibility for the completeness or accuracy of any of the information contained herein, and makes no representations about its suitability for any particular purpose. Users should make their own judgements about those matters and/or seek independent advice. You assume all risks associated with use of the data provided on this page.



Race Results



April 20, 2018, Race 3, AVON CITY FORD PACE, Distance 2600m, Addington - Survey 3200m

Result	TAB no.	Horse (Barrier)	2600 to	2400m to
16th	13	Sweet Marylou (13)	2400m	2200m
		Position in running (margin)	-	12(11.3)
		Sectional time (s)	18.03	16.18
		Cumulative time (s)	203.51	185.48
		Speed (m/s)	11.09	12.36
		Stride length (m)	5.30	5.89
		Stride duration (s)	0.438	0.477
		Stride efficiency (%)	43.97	54.24
		Stride count	37.70	33.95

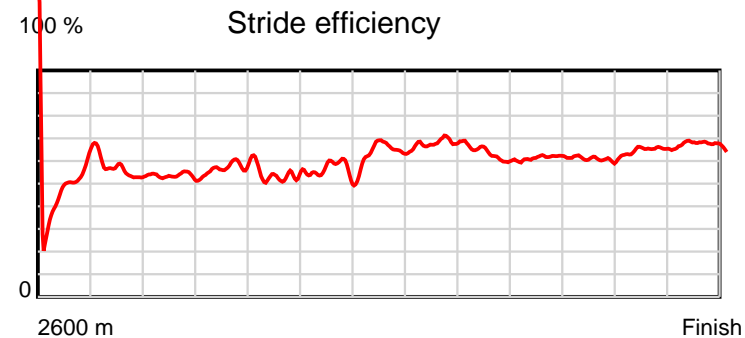
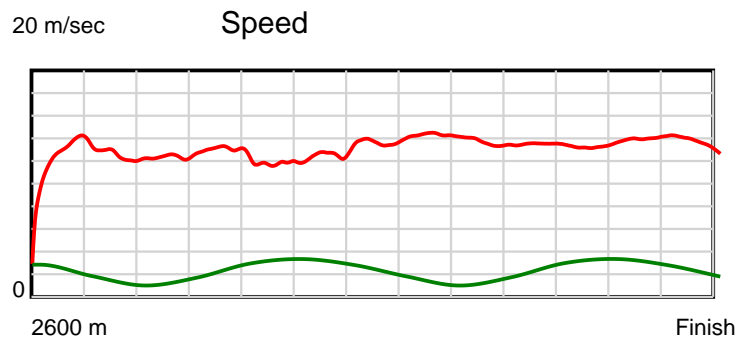
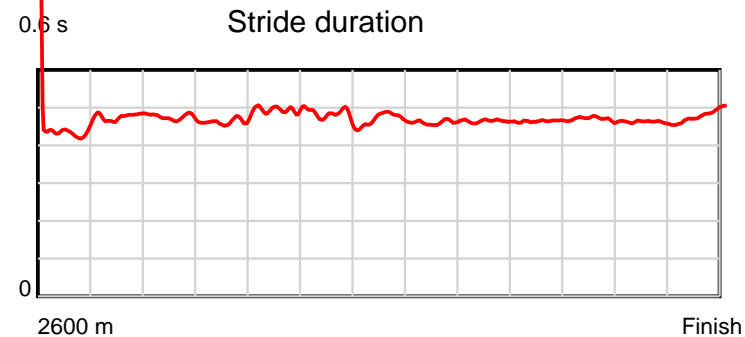
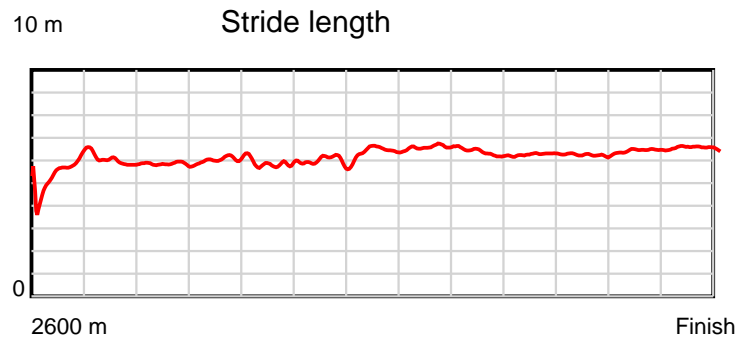
Disclaimer.

HRNZ and NZMTC and Thoroughbred Ratings Pty Ltd accepts no responsibility for the completeness or accuracy of any of the information contained herein, and makes no representations about its suitability for any particular purpose. Users should make their own judgements about those matters and/or seek independent advice. You assume all risks associated with use of the data provided on this page.

Race Results

April 20, 2018, Race 3, AVON CITY FORD PACE, Distance 2600m, Addington - Survey 3200m

Result	TAB no.	Horse (Barrier)	2200m to	2000m to	1800m to	1600m to	1400m to	1200m to	1000m to	800m to	600m to	400m to	200m to	Total or	Margin
16th	13	Sweet Marylou (13)	2000m	1800m	1600m	1400m	1200m	1000m	800m	600m	400m	200m	WP	Average	
		Position in running (margin)	13(13.2)	13(15.0)	13(14.7)	13(15.8)	14(12.2)	10(5.9)	6(4.5)	5(3.2)	6(3.9)	12(8.9)	16(13.2)		21.00
		Sectional time (s)	16.68	15.36	17.11	16.21	14.66	14.46	15.10	14.84	15.46	14.52	14.90		
		Cumulative time (s)	169.30	152.62	137.26	120.15	103.94	89.28	74.82	59.72	44.88	29.42	14.90	3:23.51	
		Speed (m/s)	11.99	13.02	11.69	12.34	13.64	13.83	13.25	13.48	12.94	13.77	13.42	12.78	
		Stride length (m)	5.68	6.05	5.79	5.89	6.44	6.38	6.13	6.26	6.08	6.34	6.52	6.04	
		Stride duration (s)	0.474	0.465	0.495	0.477	0.472	0.462	0.463	0.465	0.470	0.460	0.486	0.473	
		Stride efficiency (%)	50.37	57.29	52.31	54.15	64.76	63.70	58.78	61.26	57.81	62.85	66.52	57.01	
		Stride count	35.23	33.03	34.57	33.98	31.07	31.32	32.61	31.94	32.88	31.54	30.65	430.47	



Note: Horizontal distance axis grid lines are 200m furlongs.

Disclaimer.

HRNZ and NZMTC and Thoroughbred Ratings Pty Ltd accepts no responsibility for the completeness or accuracy of any of the information contained herein, and makes no representations about its suitability for any particular purpose. Users should make their own judgements about those matters and/or seek independent advice. You assume all risks associated with use of the data provided on this page.