



Race Results

NZ Metropolitan Trotting Club Inc, HRNZ, April 20, 2018

Compilation date: April 20, 2018, 6:59:02 PM (NZST)

Copyright © 2018 HRNZ and NZMTC. All rights reserved.

Trademarks.

StrideMASTER is a registered trademark of Thoroughbred Ratings Pty Ltd.

Disclaimer.

HRNZ and NZMTC and Thoroughbred Ratings Pty Ltd accepts no responsibility for the completeness or accuracy of any of the information contained herein, and makes no representations about its suitability for any particular purpose. Users should make their own judgements about those matters and/or seek independent advice. You assume all risks associated with use of the data provided on this page.



Race Results



April 20, 2018, Race 4, PHILLIPS HORSE TRANSPORT TROT, Distance 2600m, Addington - Survey 3200m

Result	TAB no.	Horse (Barrier)	2600 to	2400m to
1st	7	Natives Lastin... (7)	2400m	2200m
		Position in running (margin)	-	1(0.0)
		Sectional time (s)	17.11	15.16
		Cumulative time (s)	203.00	185.89
		Speed (m/s)	11.69	13.19
		Stride length (m)	5.05	5.81
		Stride duration (s)	0.432	0.441
		Stride efficiency (%)	39.92	52.74
		Stride count	39.57	34.43

Disclaimer.

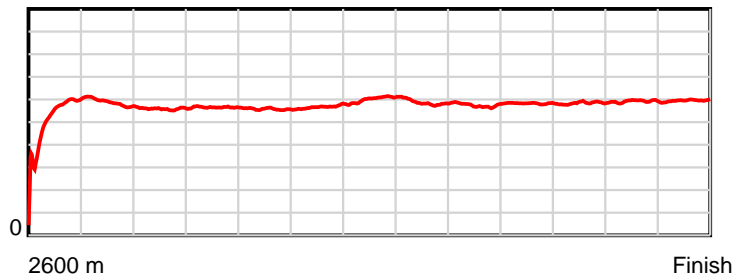
HRNZ and NZMTC and Thoroughbred Ratings Pty Ltd accepts no responsibility for the completeness or accuracy of any of the information contained herein, and makes no representations about its suitability for any particular purpose. Users should make their own judgements about those matters and/or seek independent advice. You assume all risks associated with use of the data provided on this page.

Race Results

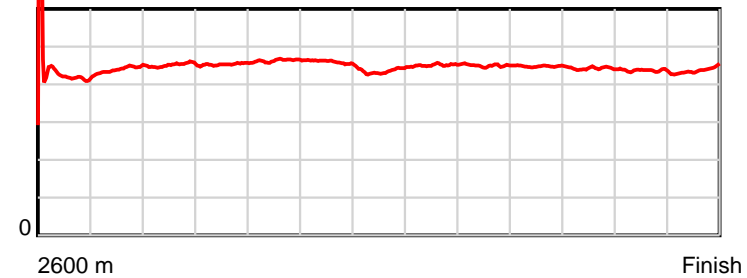
April 20, 2018, Race 4, PHILLIPS HORSE TRANSPORT TROT, Distance 2600m, Addington - Survey 3200m

Result	TAB no.	Horse (Barrier)	2200m to	2000m to	1800m to	1600m to	1400m to	1200m to	1000m to	800m to	600m to	400m to	200m to	Total or	Margin
1st	7	Natives Lastin... (7)	2000m	1800m	1600m	1400m	1200m	1000m	800m	600m	400m	200m	WP	Average	
		Position in running (margin)	1(0.0)	1(0.0)	1(0.0)	1(0.0)	1(0.0)	1(0.0)	1(0.0)	1(0.0)	1(0.0)	1(0.0)	1(0.0)		0.00
		Sectional time (s)	16.21	16.03	16.54	16.16	14.43	15.50	15.65	15.38	15.14	14.85	14.84		
		Cumulative time (s)	170.73	154.52	138.49	121.95	105.79	91.36	75.86	60.21	44.83	29.69	14.84	3:23.00	
		Speed (m/s)	12.34	12.48	12.09	12.38	13.86	12.90	12.78	13.00	13.21	13.47	13.48	12.81	
		Stride length (m)	5.56	5.65	5.60	5.68	6.03	5.81	5.74	5.83	5.83	5.88	5.91	5.71	
		Stride duration (s)	0.451	0.453	0.463	0.459	0.435	0.450	0.449	0.448	0.442	0.436	0.439	0.446	
		Stride efficiency (%)	48.30	49.87	48.95	50.49	56.84	52.78	51.56	53.02	53.19	53.94	54.66	50.99	
		Stride count	35.97	35.40	35.74	35.19	33.16	34.41	34.82	34.33	34.28	34.04	33.82	455.16	

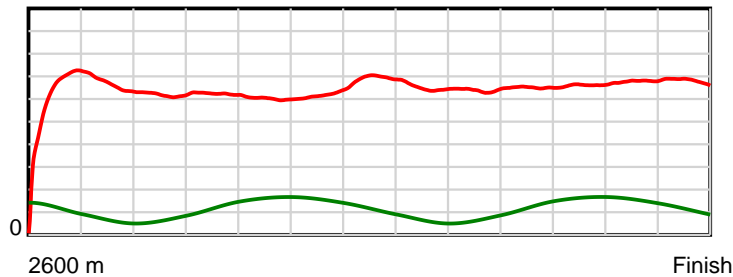
10 m Stride length



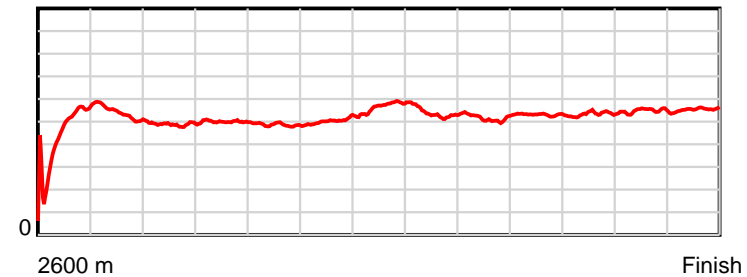
0.5 s Stride duration



20 m/sec Speed



100 % Stride efficiency



Note: Horizontal distance axis grid lines are 200m furlongs.

Disclaimer.

HRNZ and NZMTC and Thoroughbred Ratings Pty Ltd accepts no responsibility for the completeness or accuracy of any of the information contained herein, and makes no representations about its suitability for any particular purpose. Users should make their own judgements about those matters and/or seek independent advice. You assume all risks associated with use of the data provided on this page.



Race Results



April 20, 2018, Race 4, PHILLIPS HORSE TRANSPORT TROT, Distance 2600m, Addington - Survey 3200m

Result	TAB no.	Horse (Barrier)	2600 to	2400m to
2nd	4	Spurred By Suc... (4)	2400m	2200m
		Position in running (margin)	-	8(7.8)
		Sectional time (s)	18.51	15.97
		Cumulative time (s)	203.16	184.65
		Speed (m/s)	10.80	12.52
		Stride length (m)	5.59	5.90
		Stride duration (s)	0.474	0.471
		Stride efficiency (%)	48.75	54.38
		Stride count	35.81	33.90

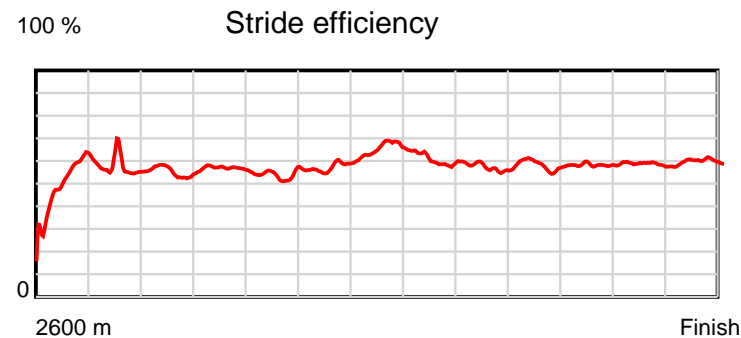
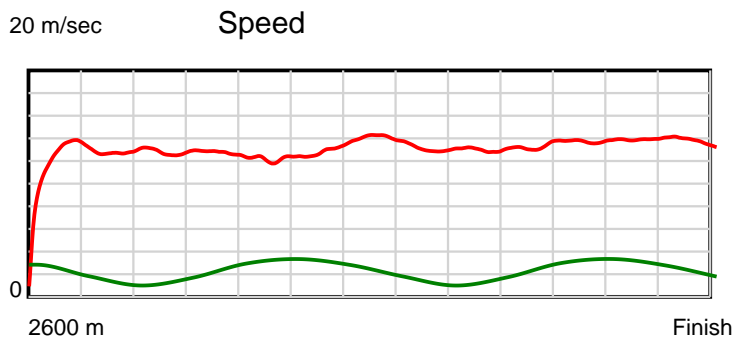
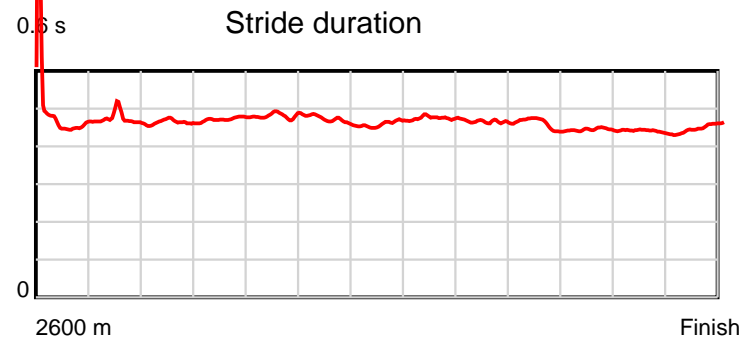
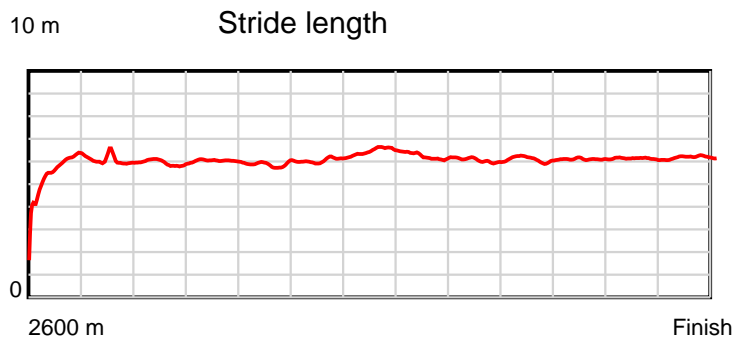
Disclaimer.

HRNZ and NZMTC and Thoroughbred Ratings Pty Ltd accepts no responsibility for the completeness or accuracy of any of the information contained herein, and makes no representations about its suitability for any particular purpose. Users should make their own judgements about those matters and/or seek independent advice. You assume all risks associated with use of the data provided on this page.

Race Results

April 20, 2018, Race 4, PHILLIPS HORSE TRANSPORT TROT, Distance 2600m, Addington - Survey 3200m

Result	TAB no.	Horse (Barrier)	2200m to	2000m to	1800m to	1600m to	1400m to	1200m to	1000m to	800m to	600m to	400m to	200m to	Total or	Margin
2nd	4	Spurred By Suc... (4)	2000m	1800m	1600m	1400m	1200m	1000m	800m	600m	400m	200m	WP	Average	
		Position in running (margin)	8(12.6)	6(11.1)	6(9.2)	7(10.1)	6(6.9)	6(6.0)	6(5.9)	6(6.0)	5(4.0)	4(3.0)	2(1.9)		0.90
		Sectional time (s)	15.96	15.72	16.70	15.63	14.28	15.49	15.67	15.05	14.97	14.66	14.55		
		Cumulative time (s)	168.68	152.72	137.00	120.30	104.67	90.39	74.90	59.23	44.18	29.21	14.55	3:23.16	
		Speed (m/s)	12.53	12.72	11.98	12.80	14.01	12.91	12.76	13.29	13.36	13.64	13.75	12.80	
		Stride length (m)	5.81	6.02	5.77	6.02	6.44	6.13	5.93	6.09	5.94	5.99	6.21	5.98	
		Stride duration (s)	0.464	0.473	0.481	0.470	0.460	0.475	0.464	0.458	0.445	0.439	0.451	0.467	
		Stride efficiency (%)	52.74	56.63	51.94	56.58	64.80	58.72	54.91	58.00	55.13	56.05	60.20	55.87	
		Stride count	34.43	33.22	34.69	33.24	31.06	32.63	33.74	32.83	33.67	33.39	32.22	434.83	



Note: Horizontal distance axis grid lines are 200m furlongs.

Disclaimer.

HRNZ and NZMTC and Thoroughbred Ratings Pty Ltd accepts no responsibility for the completeness or accuracy of any of the information contained herein, and makes no representations about its suitability for any particular purpose. Users should make their own judgements about those matters and/or seek independent advice. You assume all risks associated with use of the data provided on this page.



Race Results



April 20, 2018, Race 4, PHILLIPS HORSE TRANSPORT TROT, Distance 2600m, Addington - Survey 3200m

Result	TAB no.	Horse (Barrier)	2600 to	2400m to
3rd	9	Heavenly Love (9)	2400m	2200m
		Position in running (margin)	-	9(11.9)
		Sectional time (s)	19.12	15.85
		Cumulative time (s)	203.37	184.25
		Speed (m/s)	10.46	12.62
		Stride length (m)	5.83	6.05
		Stride duration (s)	0.527	0.480
		Stride efficiency (%)	53.04	57.24
		Stride count	34.33	33.04

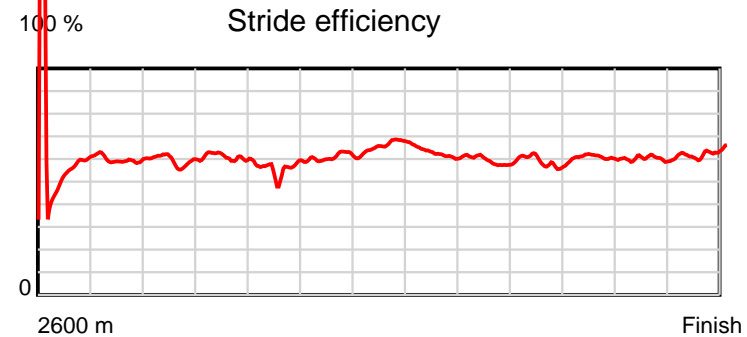
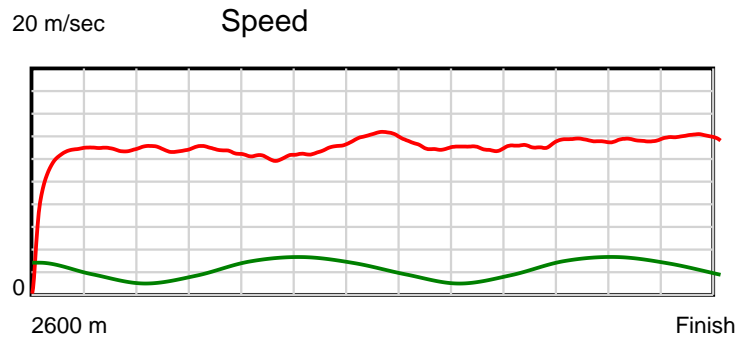
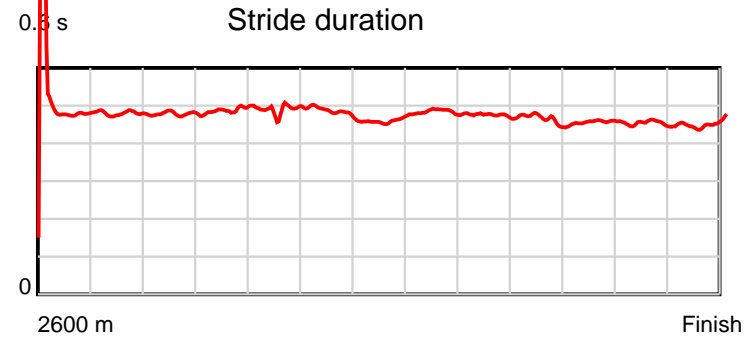
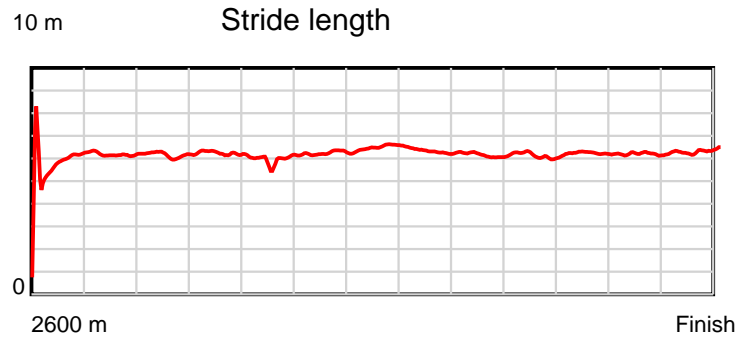
Disclaimer.

HRNZ and NZMTC and Thoroughbred Ratings Pty Ltd accepts no responsibility for the completeness or accuracy of any of the information contained herein, and makes no representations about its suitability for any particular purpose. Users should make their own judgements about those matters and/or seek independent advice. You assume all risks associated with use of the data provided on this page.

Race Results

April 20, 2018, Race 4, PHILLIPS HORSE TRANSPORT TROT, Distance 2600m, Addington - Survey 3200m

Result	TAB no.	Horse (Barrier)	2200m to	2000m to	1800m to	1600m to	1400m to	1200m to	1000m to	800m to	600m to	400m to	200m to	Total or	Margin
3rd	9	Heavenly Love (9)	2000m	1800m	1600m	1400m	1200m	1000m	800m	600m	400m	200m	WP	Average	
		Position in running (margin)	9(16.1)	8(13.5)	8(11.5)	8(11.9)	8(9.3)	8(8.0)	8(8.2)	8(8.0)	7(6.3)	5(5.4)	5(4.9)		2.00
		Sectional time (s)	15.78	15.69	16.62	15.73	14.21	15.52	15.63	15.10	14.99	14.77	14.36		
		Cumulative time (s)	168.40	152.62	136.93	120.31	104.58	90.37	74.85	59.22	44.12	29.13	14.36	3:23.37	
		Speed (m/s)	12.67	12.75	12.03	12.71	14.07	12.89	12.80	13.25	13.34	13.54	13.93	12.78	
		Stride length (m)	6.05	6.22	5.86	6.15	6.49	6.23	6.07	6.13	6.10	6.13	6.31	6.12	
		Stride duration (s)	0.478	0.488	0.487	0.484	0.461	0.484	0.474	0.463	0.457	0.452	0.453	0.479	
		Stride efficiency (%)	57.24	60.51	53.63	59.09	65.83	60.72	57.49	58.81	58.14	58.63	62.30	58.54	
		Stride count	33.05	32.14	34.14	32.52	30.81	32.08	32.97	32.60	32.79	32.65	31.67	424.79	



Note: Horizontal distance axis grid lines are 200m furlongs.

Disclaimer.

HRNZ and NZMTC and Thoroughbred Ratings Pty Ltd accepts no responsibility for the completeness or accuracy of any of the information contained herein, and makes no representations about its suitability for any particular purpose. Users should make their own judgements about those matters and/or seek independent advice. You assume all risks associated with use of the data provided on this page.



Race Results



April 20, 2018, Race 4, PHILLIPS HORSE TRANSPORT TROT, Distance 2600m, Addington - Survey 3200m

Result	TAB no.	Horse (Barrier)	2600 to 2400m	2400m to 2200m
4th	10	The Fox (10)		
		Position in running (margin)	-	12(23.4)
		Sectional time (s)	21.13	15.94
		Cumulative time (s)	203.56	182.43
		Speed (m/s)	9.46	12.55
		Stride length (m)	5.49	6.12
		Stride duration (s)	0.506	0.488
		Stride efficiency (%)	47.06	58.45
		Stride count	36.44	32.70

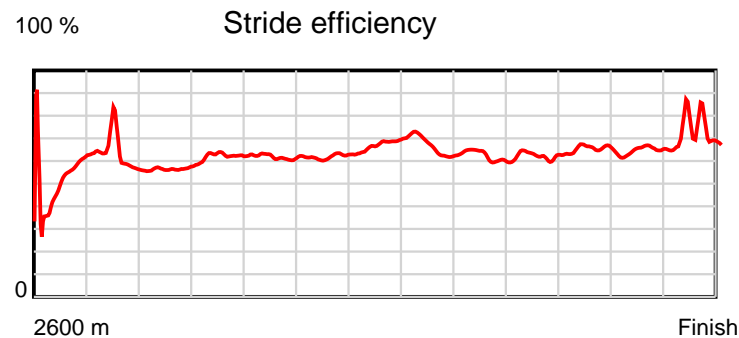
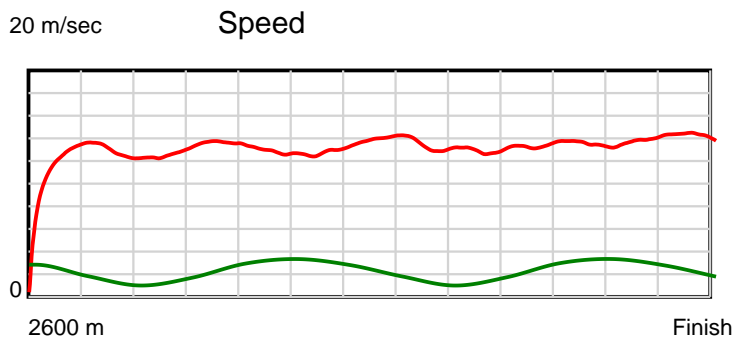
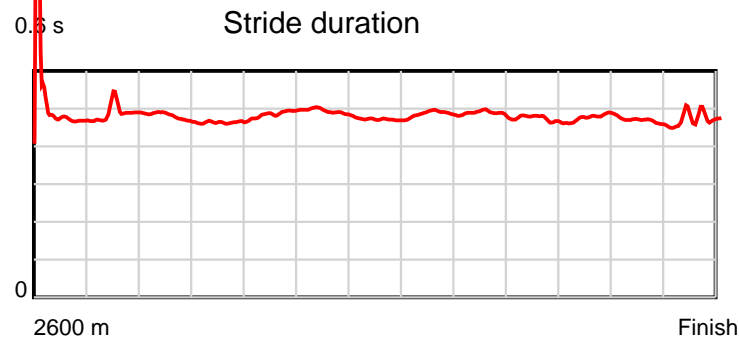
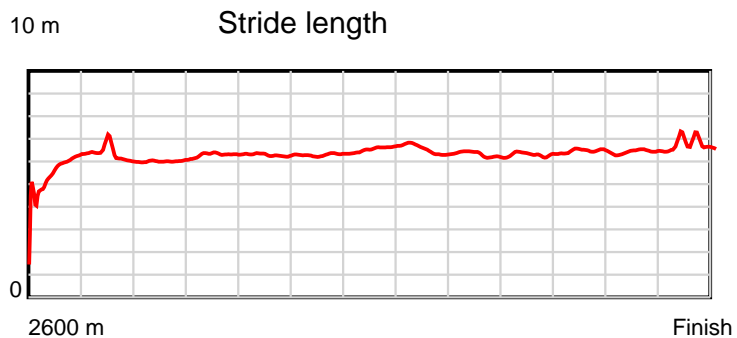
Disclaimer.

HRNZ and NZMTC and Thoroughbred Ratings Pty Ltd accepts no responsibility for the completeness or accuracy of any of the information contained herein, and makes no representations about its suitability for any particular purpose. Users should make their own judgements about those matters and/or seek independent advice. You assume all risks associated with use of the data provided on this page.

Race Results

April 20, 2018, Race 4, PHILLIPS HORSE TRANSPORT TROT, Distance 2600m, Addington - Survey 3200m

Result	TAB no.	Horse (Barrier)	2200m to	2000m to	1800m to	1600m to	1400m to	1200m to	1000m to	800m to	600m to	400m to	200m to	Total or	Margin
4th	10	The Fox (10)	2000m	1800m	1600m	1400m	1200m	1000m	800m	600m	400m	200m	WP	Average	
		Position in running (margin)	11(28.1)	11(28.1)	11(20.3)	10(14.8)	10(12.5)	10(11.8)	10(10.4)	9(10.8)	9(8.3)	8(7.7)	6(7.2)		3.10
		Sectional time (s)	16.21	14.72	15.62	15.78	14.31	15.28	15.72	14.96	15.05	14.76	14.08		
		Cumulative time (s)	166.49	150.28	135.56	119.94	104.16	89.85	74.57	58.85	43.89	28.84	14.08	3:23.56	
		Speed (m/s)	12.34	13.59	12.80	12.67	13.98	13.09	12.72	13.37	13.29	13.55	14.20	12.77	
		Stride length (m)	5.91	6.30	6.24	6.23	6.58	6.38	6.20	6.32	6.35	6.29	6.71	6.23	
		Stride duration (s)	0.479	0.464	0.488	0.492	0.471	0.487	0.487	0.473	0.478	0.465	0.472	0.488	
		Stride efficiency (%)	54.49	62.09	60.92	60.73	67.72	63.61	60.04	62.50	63.08	61.91	70.35	60.59	
		Stride count	33.87	31.73	32.03	32.08	30.38	31.35	32.27	31.62	31.48	31.77	29.81	417.53	



Note: Horizontal distance axis grid lines are 200m furlongs.

Disclaimer.

HRNZ and NZMTC and Thoroughbred Ratings Pty Ltd accepts no responsibility for the completeness or accuracy of any of the information contained herein, and makes no representations about its suitability for any particular purpose. Users should make their own judgements about those matters and/or seek independent advice. You assume all risks associated with use of the data provided on this page.



Race Results



April 20, 2018, Race 4, PHILLIPS HORSE TRANSPORT TROT, Distance 2600m, Addington - Survey 3200m

Result	TAB no.	Horse (Barrier)	2600 to	2400m to
5th	3	Stellar Succes... (3)	2400m	2200m
		Position in running (margin)	-	2(1.5)
		Sectional time (s)	17.44	15.31
		Cumulative time (s)	203.57	186.13
		Speed (m/s)	11.47	13.06
		Stride length (m)	5.55	6.16
		Stride duration (s)	0.450	0.472
		Stride efficiency (%)	48.22	59.38
		Stride count	36.00	32.45

Disclaimer.

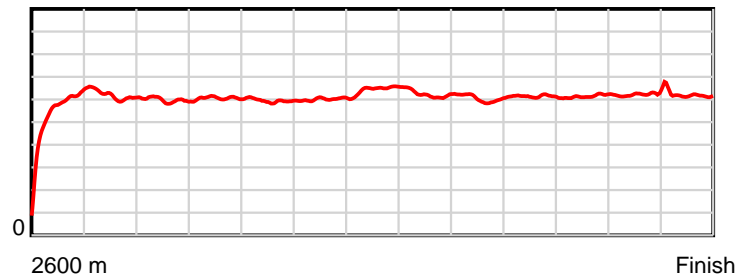
HRNZ and NZMTC and Thoroughbred Ratings Pty Ltd accepts no responsibility for the completeness or accuracy of any of the information contained herein, and makes no representations about its suitability for any particular purpose. Users should make their own judgements about those matters and/or seek independent advice. You assume all risks associated with use of the data provided on this page.

Race Results

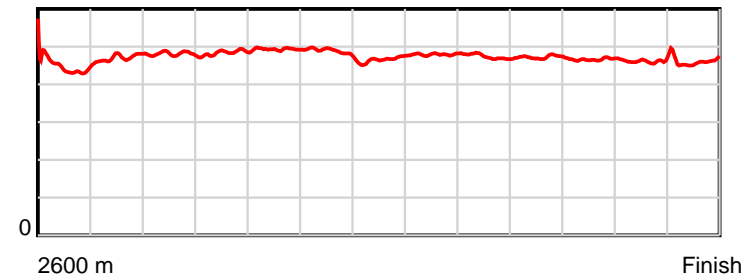
April 20, 2018, Race 4, PHILLIPS HORSE TRANSPORT TROT, Distance 2600m, Addington - Survey 3200m

Result	TAB no.	Horse (Barrier)	2200m to	2000m to	1800m to	1600m to	1400m to	1200m to	1000m to	800m to	600m to	400m to	200m to	Total or	Margin
5th	3	Stellar Succes... (3)	2000m	1800m	1600m	1400m	1200m	1000m	800m	600m	400m	200m	WP	Average	
		Position in running (margin)	2(2.4)	2(2.1)	2(2.0)	2(2.4)	3(2.3)	3(2.8)	3(2.0)	2(2.1)	3(2.2)	3(2.4)	3(2.1)		3.10
		Sectional time (s)	16.17	16.00	16.62	16.15	14.50	15.37	15.68	15.40	15.17	14.80	14.96		
		Cumulative time (s)	170.82	154.65	138.65	122.03	105.88	91.38	76.01	60.33	44.93	29.76	14.96	3:23.57	
		Speed (m/s)	12.37	12.50	12.03	12.38	13.79	13.01	12.76	12.99	13.18	13.51	13.37	12.77	
		Stride length (m)	5.94	6.04	5.94	6.04	6.42	6.24	6.03	6.13	6.15	6.27	6.14	6.08	
		Stride duration (s)	0.480	0.484	0.493	0.488	0.466	0.480	0.473	0.472	0.466	0.464	0.459	0.476	
		Stride efficiency (%)	55.13	57.07	55.09	57.08	64.45	60.87	56.87	58.78	59.03	61.40	58.83	57.67	
		Stride count	33.67	33.09	33.68	33.09	31.14	32.04	33.15	32.61	32.54	31.91	32.60	427.97	

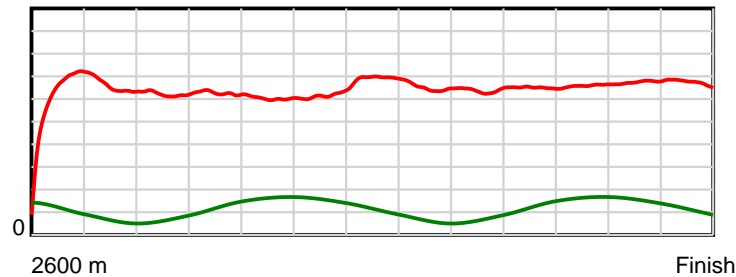
10 m Stride length



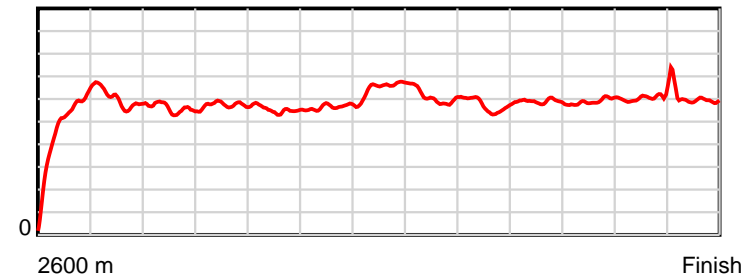
0.6 s Stride duration



20 m/sec Speed



100 % Stride efficiency



Note: Horizontal distance axis grid lines are 200m furlongs.

Disclaimer.

HRNZ and NZMTC and Thoroughbred Ratings Pty Ltd accepts no responsibility for the completeness or accuracy of any of the information contained herein, and makes no representations about its suitability for any particular purpose. Users should make their own judgements about those matters and/or seek independent advice. You assume all risks associated with use of the data provided on this page.



Race Results



April 20, 2018, Race 4, PHILLIPS HORSE TRANSPORT TROT, Distance 2600m, Addington - Survey 3200m

Result	TAB no.	Horse (Barrier)	2600 to	2400m to
6th	5	Don't Look Bac... (5)	2400m	2200m
		Position in running (margin)	-	5(5.3)
		Sectional time (s)	18.21	15.37
		Cumulative time (s)	203.74	185.53
		Speed (m/s)	10.98	13.01
		Stride length (m)	5.71	6.14
		Stride duration (s)	0.476	0.472
		Stride efficiency (%)	51.01	58.85
		Stride count	35.01	32.59

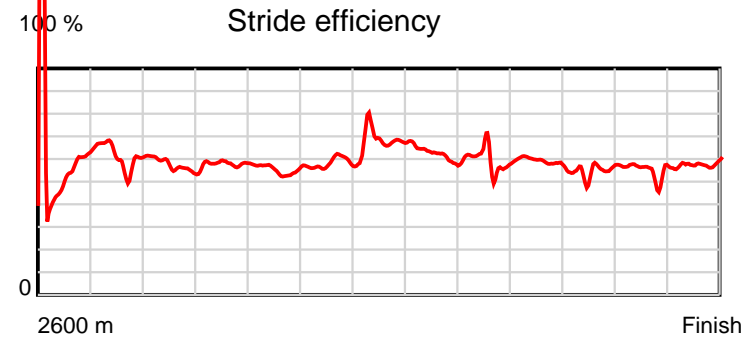
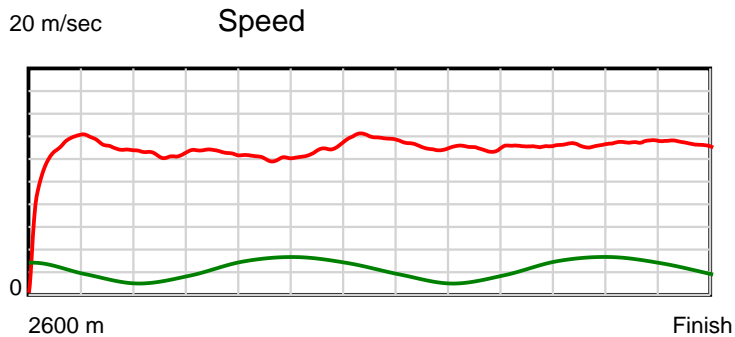
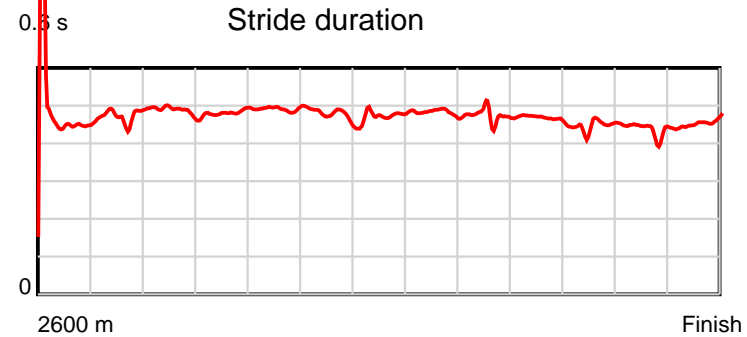
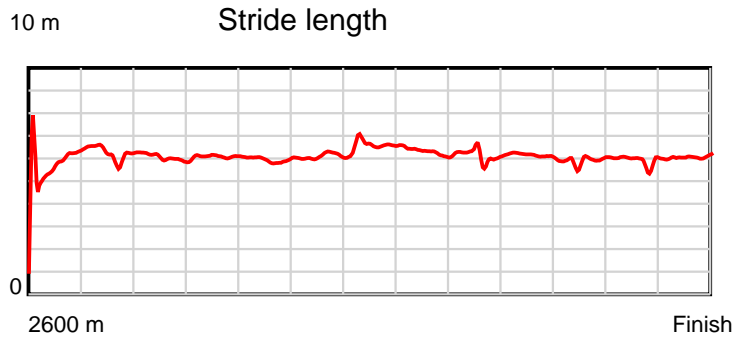
Disclaimer.

HRNZ and NZMTC and Thoroughbred Ratings Pty Ltd accepts no responsibility for the completeness or accuracy of any of the information contained herein, and makes no representations about its suitability for any particular purpose. Users should make their own judgements about those matters and/or seek independent advice. You assume all risks associated with use of the data provided on this page.

Race Results

April 20, 2018, Race 4, PHILLIPS HORSE TRANSPORT TROT, Distance 2600m, Addington - Survey 3200m

Result	TAB no.	Horse (Barrier)	2200m to	2000m to	1800m to	1600m to	1400m to	1200m to	1000m to	800m to	600m to	400m to	200m to	Total or	Margin
6th	5	Don't Look Bac... (5)	2000m	1800m	1600m	1400m	1200m	1000m	800m	600m	400m	200m	WP	Average	
		Position in running (margin)	4(6.5)	4(6.6)	4(5.2)	4(5.8)	2(2.0)	2(1.8)	2(1.8)	3(2.1)	2(1.8)	2(2.1)	4(2.5)		4.10
		Sectional time (s)	16.24	15.78	16.65	15.52	14.40	15.50	15.70	15.32	15.20	14.91	14.94		
		Cumulative time (s)	170.16	153.92	138.14	121.49	105.97	91.57	76.07	60.37	45.05	29.85	14.94	3:23.74	
		Speed (m/s)	12.32	12.67	12.01	12.89	13.89	12.90	12.74	13.05	13.16	13.41	13.39	12.76	
		Stride length (m)	5.99	6.11	5.90	6.13	6.57	6.21	5.99	6.09	5.86	5.85	6.09	6.04	
		Stride duration (s)	0.486	0.482	0.491	0.475	0.473	0.481	0.470	0.466	0.445	0.436	0.455	0.473	
		Stride efficiency (%)	56.07	58.37	54.43	58.63	67.44	60.27	56.04	57.92	53.69	53.45	57.90	57.05	
		Stride count	33.39	32.72	33.89	32.65	30.44	32.20	33.40	32.85	34.12	34.20	32.86	430.32	



Note: Horizontal distance axis grid lines are 200m furlongs.

Disclaimer.

HRNZ and NZMTC and Thoroughbred Ratings Pty Ltd accepts no responsibility for the completeness or accuracy of any of the information contained herein, and makes no representations about its suitability for any particular purpose. Users should make their own judgements about those matters and/or seek independent advice. You assume all risks associated with use of the data provided on this page.



Race Results



April 20, 2018, Race 4, PHILLIPS HORSE TRANSPORT TROT, Distance 2600m, Addington - Survey 3200m

Result	TAB no.	Horse (Barrier)	2600 to	2400m to
7th	1	Flyinova (1)	2400m	2200m
		Position in running (margin)	-	4(3.5)
		Sectional time (s)	17.85	16.47
		Cumulative time (s)	204.56	186.71
		Speed (m/s)	11.20	12.14
		Stride length (m)	5.54	5.68
		Stride duration (s)	0.453	0.468
		Stride efficiency (%)	48.02	50.49
		Stride count	36.08	35.19

Disclaimer.

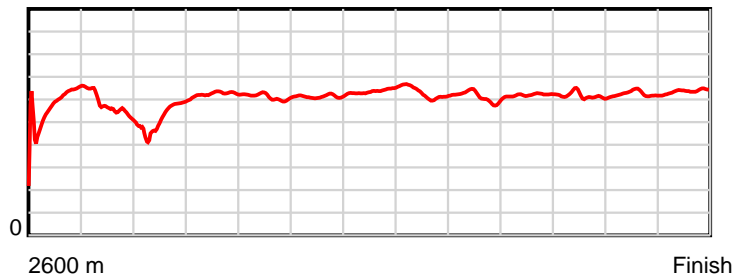
HRNZ and NZMTC and Thoroughbred Ratings Pty Ltd accepts no responsibility for the completeness or accuracy of any of the information contained herein, and makes no representations about its suitability for any particular purpose. Users should make their own judgements about those matters and/or seek independent advice. You assume all risks associated with use of the data provided on this page.

Race Results

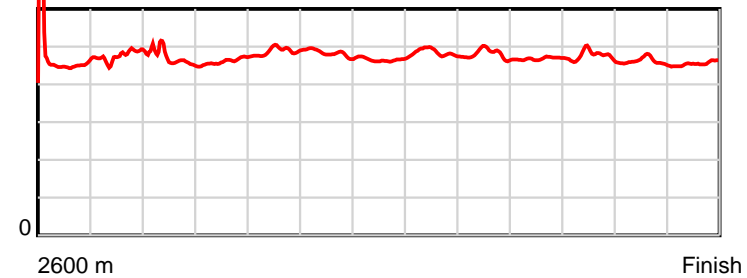
April 20, 2018, Race 4, PHILLIPS HORSE TRANSPORT TROT, Distance 2600m, Addington - Survey 3200m

Result	TAB no.	Horse (Barrier)	2200m to	2000m to	1800m to	1600m to	1400m to	1200m to	1000m to	800m to	600m to	400m to	200m to	Total or	Margin
7th	1	Flyinova (1)	2000m	1800m	1600m	1400m	1200m	1000m	800m	600m	400m	200m	WP	Average	
		Position in running (margin)	6(11.3)	9(23.0)	9(15.7)	9(12.7)	9(9.6)	9(10.5)	9(10.1)	10(10.9)	10(9.6)	10(11.8)	9(11.9)		8.70
		Sectional time (s)	18.16	14.80	16.05	15.65	14.57	15.44	15.78	15.17	15.51	14.86	14.25		
		Cumulative time (s)	170.24	152.08	137.28	121.23	105.58	91.01	75.57	59.79	44.62	29.11	14.25	3:24.56	
		Speed (m/s)	11.01	13.51	12.46	12.78	13.73	12.95	12.67	13.18	12.89	13.46	14.04	12.71	
		Stride length (m)	5.10	6.24	6.08	6.16	6.39	6.28	6.08	6.17	6.13	6.20	6.40	6.01	
		Stride duration (s)	0.463	0.462	0.488	0.482	0.465	0.485	0.480	0.468	0.476	0.461	0.456	0.473	
		Stride efficiency (%)	40.57	60.81	57.83	59.30	63.80	61.57	57.77	59.51	58.78	60.04	64.02	56.47	
		Stride count	39.25	32.06	32.88	32.47	31.30	31.86	32.89	32.41	32.61	32.27	31.25	432.52	

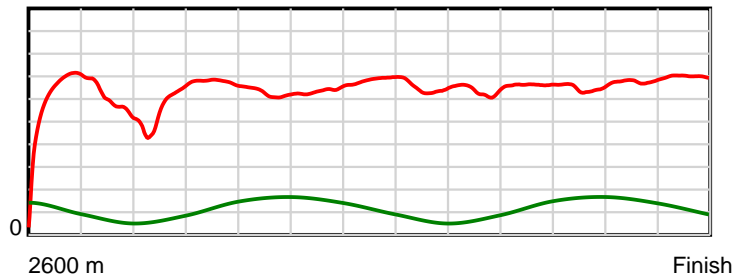
10 m Stride length



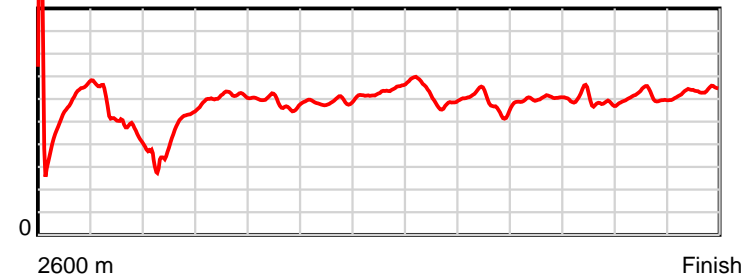
0.5 s Stride duration



20 m/sec Speed



100 % Stride efficiency



Note: Horizontal distance axis grid lines are 200m furlongs.

Disclaimer.

HRNZ and NZMTC and Thoroughbred Ratings Pty Ltd accepts no responsibility for the completeness or accuracy of any of the information contained herein, and makes no representations about its suitability for any particular purpose. Users should make their own judgements about those matters and/or seek independent advice. You assume all risks associated with use of the data provided on this page.



Race Results



April 20, 2018, Race 4, PHILLIPS HORSE TRANSPORT TROT, Distance 2600m, Addington - Survey 3200m

Result	TAB no.	Horse (Barrier)	2600 to	2400m to
8th	12	My Eyre (11)	2400m	2200m
		Position in running (margin)	-	5(6.5)
		Sectional time (s)	18.18	16.01
		Cumulative time (s)	204.51	186.33
		Speed (m/s)	11.00	12.49
		Stride length (m)	5.86	6.18
		Stride duration (s)	0.462	0.494
		Stride efficiency (%)	53.66	59.60
		Stride count	34.13	32.39

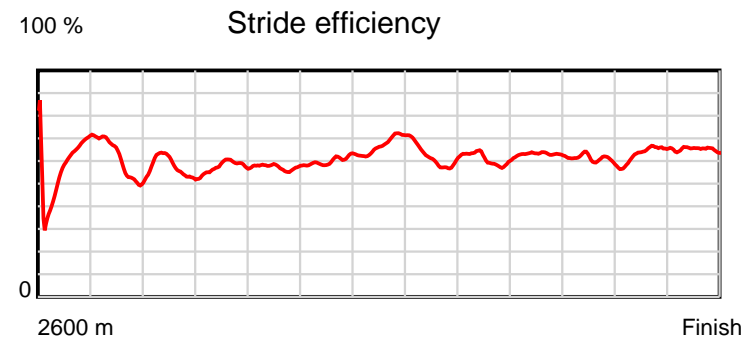
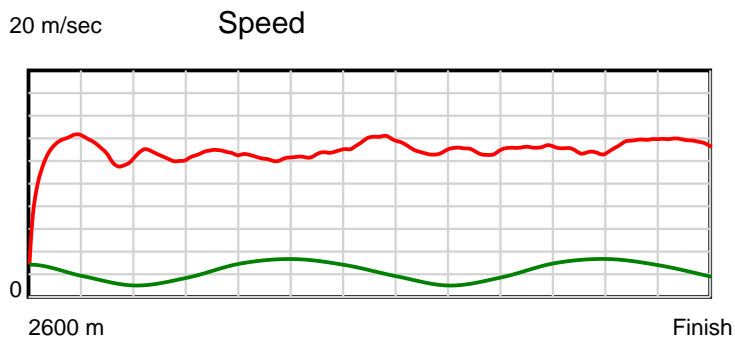
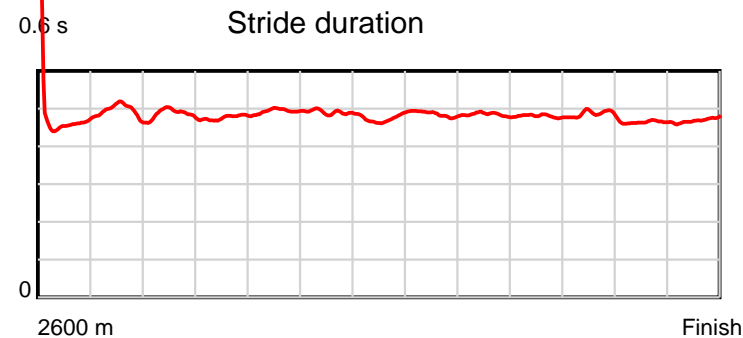
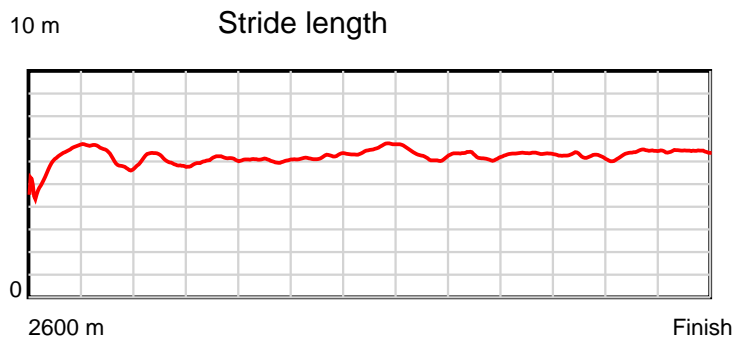
Disclaimer.

HRNZ and NZMTC and Thoroughbred Ratings Pty Ltd accepts no responsibility for the completeness or accuracy of any of the information contained herein, and makes no representations about its suitability for any particular purpose. Users should make their own judgements about those matters and/or seek independent advice. You assume all risks associated with use of the data provided on this page.

Race Results

April 20, 2018, Race 4, PHILLIPS HORSE TRANSPORT TROT, Distance 2600m, Addington - Survey 3200m

Result	TAB no.	Horse (Barrier)	2200m to	2000m to	1800m to	1600m to	1400m to	1200m to	1000m to	800m to	600m to	400m to	200m to	Total or	Margin
8th	12	My Eyre (11)	2000m	1800m	1600m	1400m	1200m	1000m	800m	600m	400m	200m	WP	Average	
		Position in running (margin)	6(11.6)	6(12.2)	6(10.3)	5(9.5)	6(7.0)	6(7.4)	6(7.4)	6(7.9)	7(6.6)	8(10.7)	8(10.5)		0.00
		Sectional time (s)	16.33	15.71	16.40	15.76	14.49	15.51	15.73	15.17	15.81	14.82	14.59		
		Cumulative time (s)	170.32	153.99	138.28	121.88	106.12	91.63	76.12	60.39	45.22	29.41	14.59	3:24.51	
		Speed (m/s)	12.25	12.73	12.20	12.69	13.80	12.89	12.71	13.18	12.65	13.50	13.71	12.71	
		Stride length (m)	5.95	6.07	6.03	6.22	6.55	6.26	6.16	6.33	6.14	6.25	6.44	6.18	
		Stride duration (s)	0.486	0.477	0.494	0.490	0.474	0.486	0.484	0.480	0.485	0.464	0.470	0.486	
		Stride efficiency (%)	55.36	57.51	56.74	60.49	66.94	61.27	59.23	62.60	58.91	61.14	64.89	59.71	
		Stride count	33.60	32.97	33.19	32.15	30.56	31.94	32.49	31.60	32.57	31.97	31.04	420.60	



Note: Horizontal distance axis grid lines are 200m furlongs.

Disclaimer.

HRNZ and NZMTC and Thoroughbred Ratings Pty Ltd accepts no responsibility for the completeness or accuracy of any of the information contained herein, and makes no representations about its suitability for any particular purpose. Users should make their own judgements about those matters and/or seek independent advice. You assume all risks associated with use of the data provided on this page.



Race Results



April 20, 2018, Race 4, PHILLIPS HORSE TRANSPORT TROT, Distance 2600m, Addington - Survey 3200m

Result	TAB no.	Horse (Barrier)	2600 to	2400m to
9th	2	Alpine Sun (2)	2400m	2200m
		Position in running (margin)	-	7(7.3)
		Sectional time (s)	18.45	15.41
		Cumulative time (s)	205.24	186.79
		Speed (m/s)	10.84	12.98
		Stride length (m)	5.52	6.25
		Stride duration (s)	0.464	0.481
		Stride efficiency (%)	47.54	60.96
		Stride count	36.26	32.02

Disclaimer.

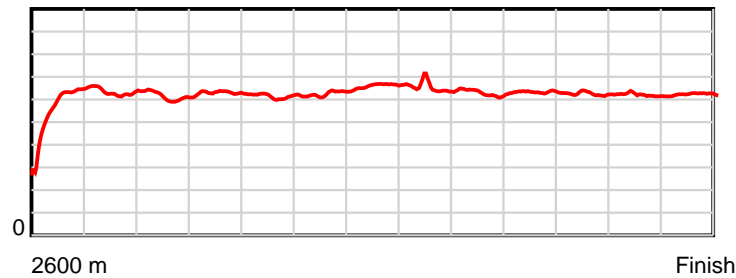
HRNZ and NZMTC and Thoroughbred Ratings Pty Ltd accepts no responsibility for the completeness or accuracy of any of the information contained herein, and makes no representations about its suitability for any particular purpose. Users should make their own judgements about those matters and/or seek independent advice. You assume all risks associated with use of the data provided on this page.

Race Results

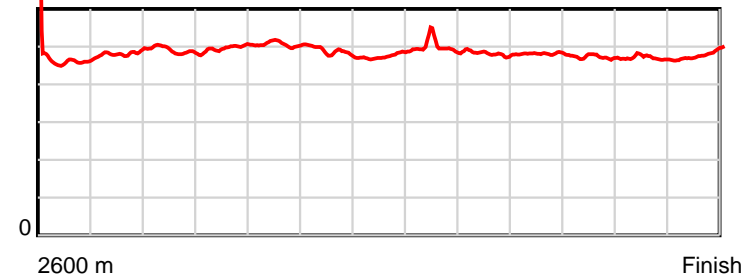
April 20, 2018, Race 4, PHILLIPS HORSE TRANSPORT TROT, Distance 2600m, Addington - Survey 3200m

Result	TAB no.	Horse (Barrier)	2200m to	2000m to	1800m to	1600m to	1400m to	1200m to	1000m to	800m to	600m to	400m to	200m to	Total or	Margin
9th	2	Alpine Sun (2)	2000m	1800m	1600m	1400m	1200m	1000m	800m	600m	400m	200m	WP	Average	
		Position in running (margin)	5(8.8)	5(8.9)	5(7.2)	5(7.9)	5(4.4)	4(3.7)	4(3.5)	4(4.4)	4(3.6)	6(5.7)	7(8.8)		12.40
		Sectional time (s)	16.24	15.74	16.66	15.58	14.31	15.48	15.78	15.26	15.50	15.35	15.48		
		Cumulative time (s)	171.38	155.14	139.40	122.74	107.16	92.85	77.37	61.59	46.33	30.83	15.48	3:25.24	
		Speed (m/s)	12.32	12.71	12.00	12.84	13.98	12.92	12.67	13.11	12.90	13.03	12.92	12.67	
		Stride length (m)	6.03	6.31	6.08	6.24	6.65	6.41	6.10	6.31	6.09	6.11	6.21	6.17	
		Stride duration (s)	0.490	0.496	0.506	0.487	0.476	0.496	0.481	0.481	0.472	0.469	0.481	0.487	
		Stride efficiency (%)	56.90	62.19	57.76	60.94	69.02	64.15	58.14	62.14	57.88	58.38	60.22	59.41	
		Stride count	33.14	31.70	32.90	32.03	30.09	31.22	32.79	31.72	32.86	32.72	32.22	421.67	

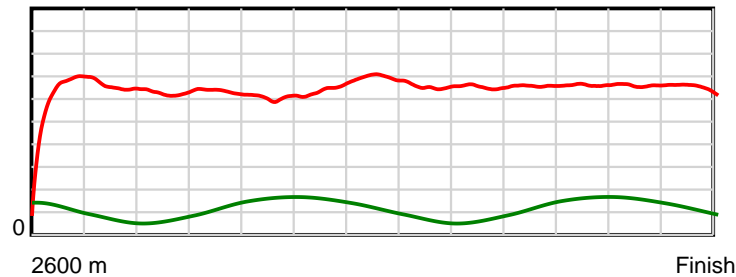
10 m Stride length



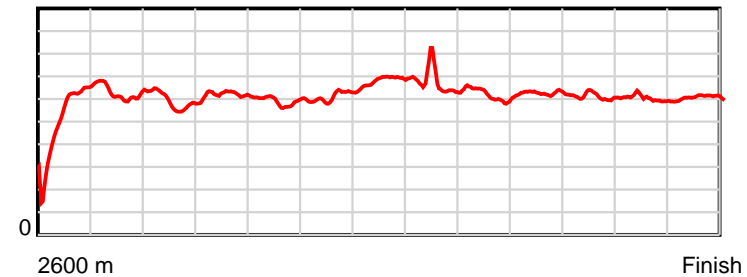
0.6 s Stride duration



20 m/sec Speed



100 % Stride efficiency



Note: Horizontal distance axis grid lines are 200m furlongs.

Disclaimer.

HRNZ and NZMTC and Thoroughbred Ratings Pty Ltd accepts no responsibility for the completeness or accuracy of any of the information contained herein, and makes no representations about its suitability for any particular purpose. Users should make their own judgements about those matters and/or seek independent advice. You assume all risks associated with use of the data provided on this page.



Race Results



April 20, 2018, Race 4, PHILLIPS HORSE TRANSPORT TROT, Distance 2600m, Addington - Survey 3200m

Result	TAB no.	Horse (Barrier)	2600 to	2400m to
10th	8	Tehoro Tease (8)	2400m	2200m
		Position in running (margin)	-	3(2.1)
		Sectional time (s)	17.38	15.59
		Cumulative time (s)	207.18	189.80
		Speed (m/s)	11.51	12.83
		Stride length (m)	5.69	6.03
		Stride duration (s)	0.482	0.470
		Stride efficiency (%)	50.60	56.76
		Stride count	35.15	33.19

Disclaimer.

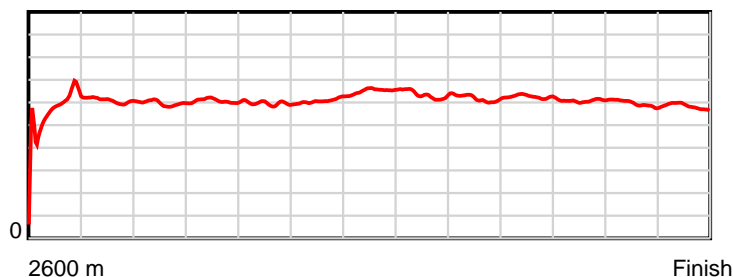
HRNZ and NZMTC and Thoroughbred Ratings Pty Ltd accepts no responsibility for the completeness or accuracy of any of the information contained herein, and makes no representations about its suitability for any particular purpose. Users should make their own judgements about those matters and/or seek independent advice. You assume all risks associated with use of the data provided on this page.

Race Results

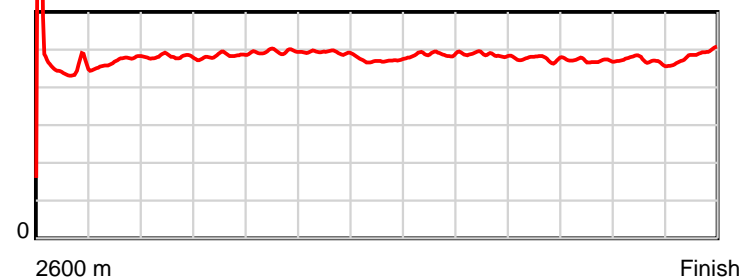
April 20, 2018, Race 4, PHILLIPS HORSE TRANSPORT TROT, Distance 2600m, Addington - Survey 3200m

Result	TAB no.	Horse (Barrier)	2200m to	2000m to	1800m to	1600m to	1400m to	1200m to	1000m to	800m to	600m to	400m to	200m to	Total or	Margin
10th	8	Tehoro Tease (8)	2000m	1800m	1600m	1400m	1200m	1000m	800m	600m	400m	200m	WP	Average	
		Position in running (margin)	3(4.6)	3(4.6)	3(4.1)	3(4.2)	4(4.2)	5(4.6)	5(4.2)	5(4.7)	6(4.2)	7(6.0)	10(12.2)		23.20
		Sectional time (s)	16.22	15.93	16.57	16.15	14.50	15.44	15.73	15.30	15.45	15.88	17.04		
		Cumulative time (s)	174.21	157.99	142.06	125.49	109.34	94.84	79.40	63.67	48.37	32.92	17.04	3:27.18	
		Speed (m/s)	12.33	12.55	12.07	12.38	13.79	12.95	12.71	13.07	12.94	12.59	11.74	12.55	
		Stride length (m)	5.93	6.08	5.97	6.10	6.50	6.32	6.19	6.22	6.10	5.93	5.71	6.05	
		Stride duration (s)	0.481	0.484	0.495	0.493	0.471	0.488	0.487	0.476	0.471	0.471	0.486	0.482	
		Stride efficiency (%)	55.01	57.69	55.77	58.18	66.00	62.50	59.78	60.54	58.07	55.02	50.95	57.23	
		Stride count	33.71	32.92	33.48	32.78	30.78	31.62	32.34	32.13	32.81	33.71	35.02	429.64	

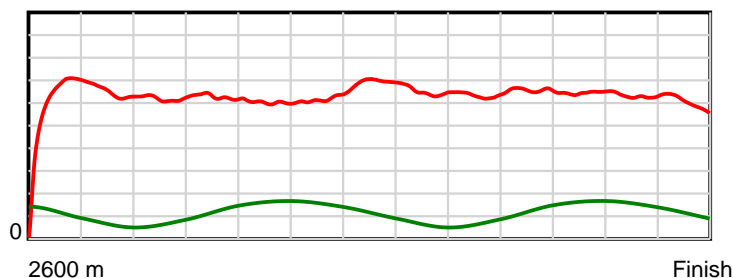
10 m Stride length



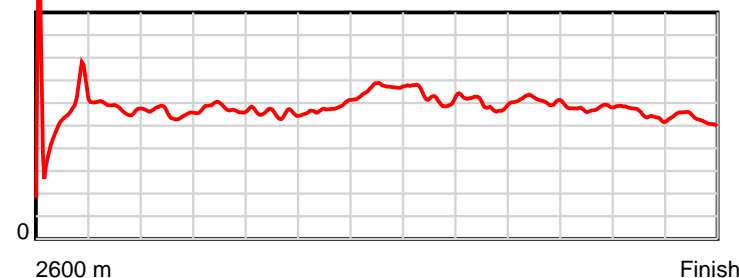
0.5 s Stride duration



20 m/sec Speed



100 % Stride efficiency



Note: Horizontal distance axis grid lines are 200m furlongs.

Disclaimer.

HRNZ and NZMTC and Thoroughbred Ratings Pty Ltd accepts no responsibility for the completeness or accuracy of any of the information contained herein, and makes no representations about its suitability for any particular purpose. Users should make their own judgements about those matters and/or seek independent advice. You assume all risks associated with use of the data provided on this page.



Race Results



April 20, 2018, Race 4, PHILLIPS HORSE TRANSPORT TROT, Distance 2600m, Addington - Survey 3200m

Result	TAB no.	Horse (Barrier)	2600 to	2400m to
11th	6	Elvis P (6)	2400m	2200m
		Position in running (margin)	-	11(15.3)
		Sectional time (s)	19.70	17.64
		Cumulative time (s)	208.87	189.17
		Speed (m/s)	10.15	11.34
		Stride length (m)	5.14	5.72
		Stride duration (s)	0.476	0.505
		Stride efficiency (%)	41.23	51.20
		Stride count	38.93	34.94

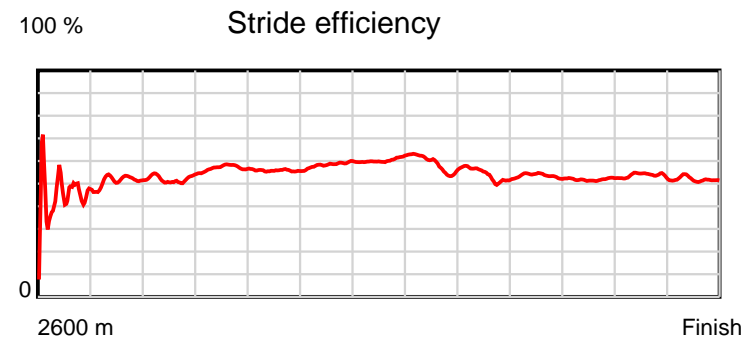
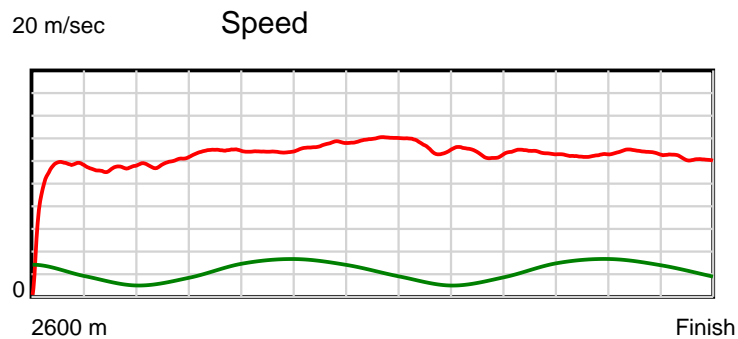
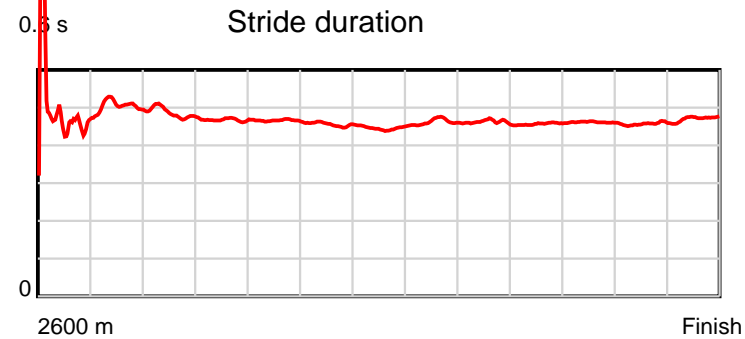
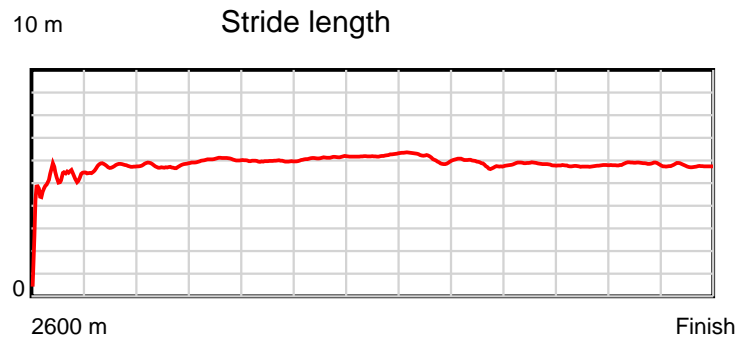
Disclaimer.

HRNZ and NZMTC and Thoroughbred Ratings Pty Ltd accepts no responsibility for the completeness or accuracy of any of the information contained herein, and makes no representations about its suitability for any particular purpose. Users should make their own judgements about those matters and/or seek independent advice. You assume all risks associated with use of the data provided on this page.

Race Results

April 20, 2018, Race 4, PHILLIPS HORSE TRANSPORT TROT, Distance 2600m, Addington - Survey 3200m

Result	TAB no.	Horse (Barrier)	2200m to	2000m to	1800m to	1600m to	1400m to	1200m to	1000m to	800m to	600m to	400m to	200m to	Total or	Margin
11th	6	Elvis P (6)	2000m	1800m	1600m	1400m	1200m	1000m	800m	600m	400m	200m	WP	Average	
		Position in running (margin)	12(30.1)	12(33.9)	12(30.6)	12(24.5)	12(16.6)	12(16.0)	11(13.4)	11(14.0)	11(15.4)	11(20.9)	11(25.6)		32.60
		Sectional time (s)	16.85	15.48	15.53	14.84	14.32	15.08	15.75	15.62	16.05	15.63	16.38		
		Cumulative time (s)	171.53	154.68	139.20	123.67	108.83	94.51	79.43	63.68	48.06	32.01	16.38	3:28.87	
		Speed (m/s)	11.87	12.92	12.88	13.48	13.97	13.26	12.70	12.80	12.46	12.80	12.21	12.45	
		Stride length (m)	5.77	6.03	6.00	6.14	6.23	6.13	5.87	5.85	5.75	5.85	5.76	5.85	
		Stride duration (s)	0.486	0.467	0.466	0.456	0.446	0.462	0.462	0.457	0.461	0.457	0.471	0.470	
		Stride efficiency (%)	51.95	56.91	56.20	58.94	60.59	58.69	53.78	53.48	51.69	53.42	51.80	53.50	
		Stride count	34.69	33.14	33.35	32.57	32.12	32.63	34.09	34.19	34.77	34.21	34.74	444.37	



Note: Horizontal distance axis grid lines are 200m furlongs.

Disclaimer.

HRNZ and NZMTC and Thoroughbred Ratings Pty Ltd accepts no responsibility for the completeness or accuracy of any of the information contained herein, and makes no representations about its suitability for any particular purpose. Users should make their own judgements about those matters and/or seek independent advice. You assume all risks associated with use of the data provided on this page.



Race Results



April 20, 2018, Race 4, PHILLIPS HORSE TRANSPORT TROT, Distance 2600m, Addington - Survey 3200m

Result	TAB no.	Horse (Barrier)	2600 to	2400m to
12th	13	Tricky Rastus (0)	2400m	2200m
		Position in running (margin)	-	5(12.3)
		Sectional time (s)	19.38	15.93
		Cumulative time (s)	209.96	190.58
		Speed (m/s)	10.32	12.55
		Stride length (m)	5.25	5.51
		Stride duration (s)	0.453	0.439
		Stride efficiency (%)	43.03	47.43
		Stride count	38.11	36.30

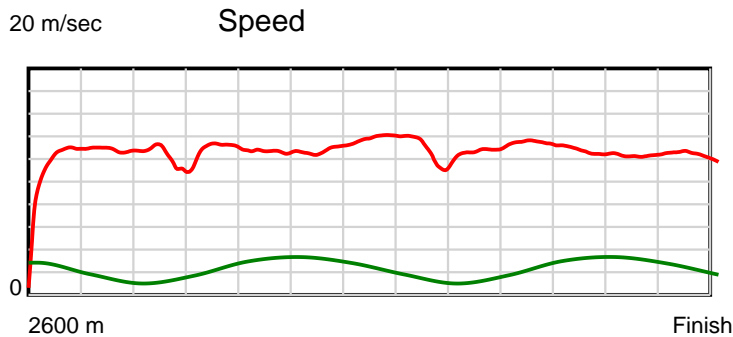
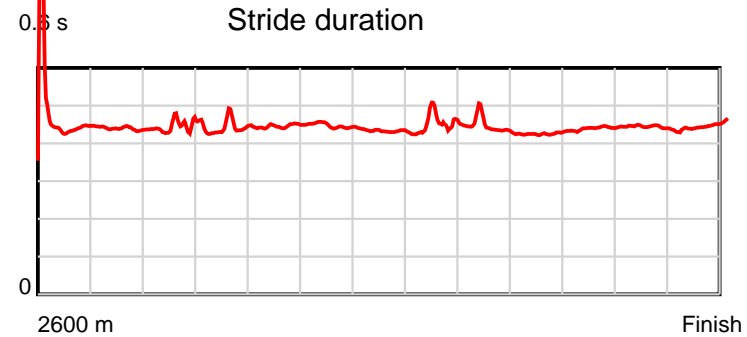
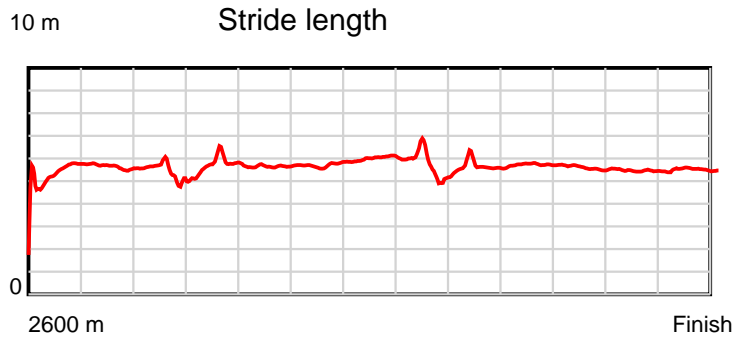
Disclaimer.

HRNZ and NZMTC and Thoroughbred Ratings Pty Ltd accepts no responsibility for the completeness or accuracy of any of the information contained herein, and makes no representations about its suitability for any particular purpose. Users should make their own judgements about those matters and/or seek independent advice. You assume all risks associated with use of the data provided on this page.

Race Results

April 20, 2018, Race 4, PHILLIPS HORSE TRANSPORT TROT, Distance 2600m, Addington - Survey 3200m

Result	TAB no.	Horse (Barrier)	2200m to	2000m to	1800m to	1600m to	1400m to	1200m to	1000m to	800m to	600m to	400m to	200m to	Total or	Margin
12th	13	Tricky Rastus (0)	2000m	1800m	1600m	1400m	1200m	1000m	800m	600m	400m	200m	WP	Average	
		Position in running (margin)	5(16.0)	5(21.8)	5(18.0)	5(14.8)	5(12.7)	5(12.4)	5(19.4)	5(21.3)	5(18.7)	5(22.6)	5(31.2)		0.00
		Sectional time (s)	17.13	15.37	16.09	15.75	14.35	16.66	16.02	14.89	15.85	16.29	16.25		
		Cumulative time (s)	174.65	157.52	142.15	126.06	110.31	95.96	79.30	63.28	48.39	32.54	16.25	3:29.96	
		Speed (m/s)	11.68	13.01	12.43	12.70	13.94	12.00	12.48	13.43	12.62	12.28	12.31	12.38	
		Stride length (m)	5.14	5.71	5.53	5.67	6.02	5.26	5.52	5.73	5.56	5.43	5.50	5.52	
		Stride duration (s)	0.440	0.439	0.445	0.447	0.432	0.438	0.442	0.427	0.440	0.442	0.447	0.445	
		Stride efficiency (%)	41.26	51.01	47.83	50.28	56.69	43.19	47.54	51.34	48.26	46.03	47.30	47.55	
		Stride count	38.92	35.01	36.15	35.26	33.21	38.04	36.26	34.89	35.99	36.85	36.35	471.34	



Note: Horizontal distance axis grid lines are 200m furlongs.

Disclaimer.

HRNZ and NZMTC and Thoroughbred Ratings Pty Ltd accepts no responsibility for the completeness or accuracy of any of the information contained herein, and makes no representations about its suitability for any particular purpose. Users should make their own judgements about those matters and/or seek independent advice. You assume all risks associated with use of the data provided on this page.