



Race Results

NZ Metropolitan Trotting Club Inc, HRNZ, April 20, 2018

Compilation date: April 20, 2018, 9:30:42 PM (NZST)

Copyright © 2018 HRNZ and NZMTC. All rights reserved.

Trademarks.

StrideMASTER is a registered trademark of Thoroughbred Ratings Pty Ltd.

Disclaimer.

HRNZ and NZMTC and Thoroughbred Ratings Pty Ltd accepts no responsibility for the completeness or accuracy of any of the information contained herein, and makes no representations about its suitability for any particular purpose. Users should make their own judgements about those matters and/or seek independent advice. You assume all risks associated with use of the data provided on this page.



Race Results



April 20, 2018, Race 9, TELTRAC COMMUNICATIONS LTD PACE, Distance 2600m, Addington - Survey 3200m

| Result | TAB no. | Horse (Barrier) | 2600 to | 2400m to |
|--------|---------|------------------------------|--------------|--------------|
| 1st | 12 | Machsgain (11) | 2400m | 2200m |
| | | Position in running (margin) | - | 11(15.8) |
| | | Sectional time (s) | 18.62 | 15.34 |
| | | Cumulative time (s) | 196.21 | 177.59 |
| | | Speed (m/s) | 10.74 | 13.04 |
| | | Stride length (m) | 5.31 | 5.82 |
| | | Stride duration (s) | 0.443 | 0.447 |
| | | Stride efficiency (%) | 44.08 | 52.98 |
| | | Stride count | 37.66 | 34.35 |

Disclaimer.

HRNZ and NZMTC and Thoroughbred Ratings Pty Ltd accepts no responsibility for the completeness or accuracy of any of the information contained herein, and makes no representations about its suitability for any particular purpose. Users should make their own judgements about those matters and/or seek independent advice. You assume all risks associated with use of the data provided on this page.



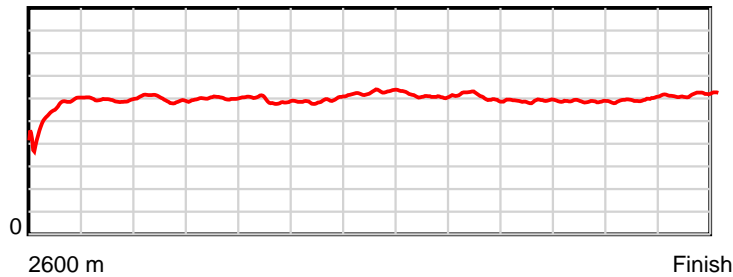
Race Results



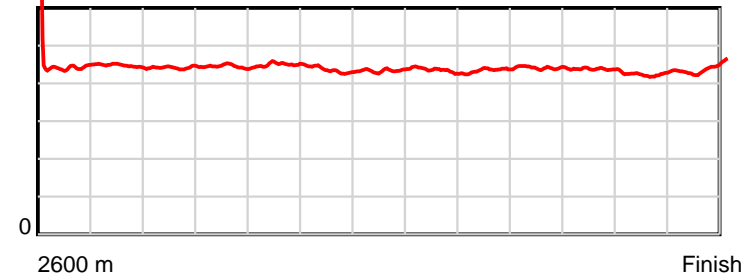
April 20, 2018, Race 9, TELTRAC COMMUNICATIONS LTD PACE, Distance 2600m, Addington - Survey 3200m

| Result | TAB no. | Horse (Barrier) | 2200m to | 2000m to | 1800m to | 1600m to | 1400m to | 1200m to | 1000m to | 800m to | 600m to | 400m to | 200m to | Total or | Margin |
|--------|---------|------------------------------|--------------|--------------|--------------|--------------|--------------|--------------|-------------|-------------|-------------|-------------|-----------|----------------|--------|
| 1st | 12 | Machsgain (11) | 2000m | 1800m | 1600m | 1400m | 1200m | 1000m | 800m | 600m | 400m | 200m | WP | Average | |
| | | Position in running (margin) | 11(19.2) | 11(15.8) | 11(17.3) | 11(15.1) | 10(11.7) | 5(3.2) | 3(0.5) | 2(0.5) | 1(0.0) | 2(0.2) | 1(0.0) | | 0.00 |
| | | Sectional time (s) | 15.12 | 14.84 | 15.36 | 14.96 | 13.90 | 14.67 | 14.77 | 14.85 | 15.02 | 14.38 | 14.38 | | |
| | | Cumulative time (s) | 162.25 | 147.13 | 132.29 | 116.93 | 101.97 | 88.07 | 73.40 | 58.63 | 43.78 | 28.76 | 14.38 | 3:16.21 | |
| | | Speed (m/s) | 13.23 | 13.48 | 13.02 | 13.37 | 14.39 | 13.63 | 13.54 | 13.47 | 13.32 | 13.91 | 13.91 | 13.25 | |
| | | Stride length (m) | 5.85 | 6.00 | 5.85 | 5.82 | 6.25 | 5.91 | 5.91 | 5.93 | 5.81 | 5.91 | 6.14 | 5.88 | |
| | | Stride duration (s) | 0.442 | 0.445 | 0.450 | 0.435 | 0.434 | 0.434 | 0.437 | 0.441 | 0.436 | 0.425 | 0.442 | 0.444 | |
| | | Stride efficiency (%) | 53.44 | 56.18 | 53.50 | 52.88 | 61.05 | 54.62 | 54.63 | 55.01 | 52.77 | 54.54 | 58.97 | 53.99 | |
| | | Stride count | 34.20 | 33.36 | 34.18 | 34.38 | 32.00 | 33.83 | 33.82 | 33.71 | 34.42 | 33.85 | 32.56 | 442.32 | |

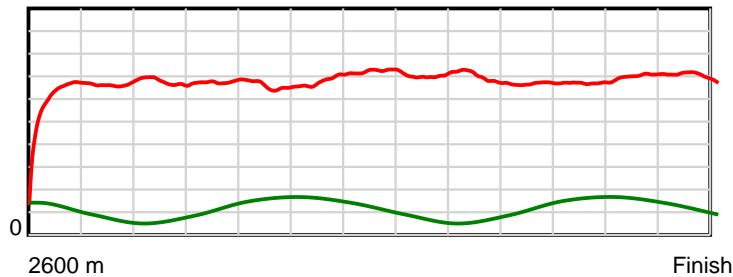
10 m Stride length



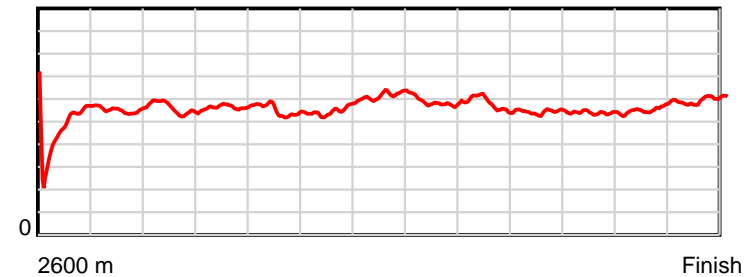
0.6 s Stride duration



20 m/sec Speed



100 % Stride efficiency



Note: Horizontal distance axis grid lines are 200m furlongs.

Disclaimer.

HRNZ and NZMTC and Thoroughbred Ratings Pty Ltd accepts no responsibility for the completeness or accuracy of any of the information contained herein, and makes no representations about its suitability for any particular purpose. Users should make their own judgements about those matters and/or seek independent advice. You assume all risks associated with use of the data provided on this page.



Race Results



April 20, 2018, Race 9, TELTRAC COMMUNICATIONS LTD PACE, Distance 2600m, Addington - Survey 3200m

| Result | TAB no. | Horse (Barrier) | 2600 to | 2400m to |
|--------|---------|------------------------------|--------------|--------------|
| 2nd | 7 | Jungle Gem (7) | 2400m | 2200m |
| | | Position in running (margin) | - | 5(3.0) |
| | | Sectional time (s) | 16.41 | 14.87 |
| | | Cumulative time (s) | 196.92 | 180.51 |
| | | Speed (m/s) | 12.19 | 13.45 |
| | | Stride length (m) | 5.37 | 5.99 |
| | | Stride duration (s) | 0.435 | 0.445 |
| | | Stride efficiency (%) | 45.01 | 56.05 |
| | | Stride count | 37.27 | 33.39 |

Disclaimer.

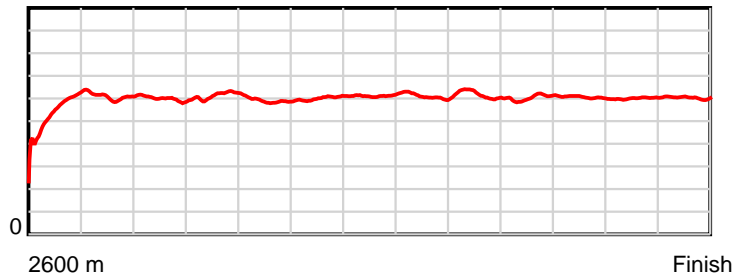
HRNZ and NZMTC and Thoroughbred Ratings Pty Ltd accepts no responsibility for the completeness or accuracy of any of the information contained herein, and makes no representations about its suitability for any particular purpose. Users should make their own judgements about those matters and/or seek independent advice. You assume all risks associated with use of the data provided on this page.

Race Results

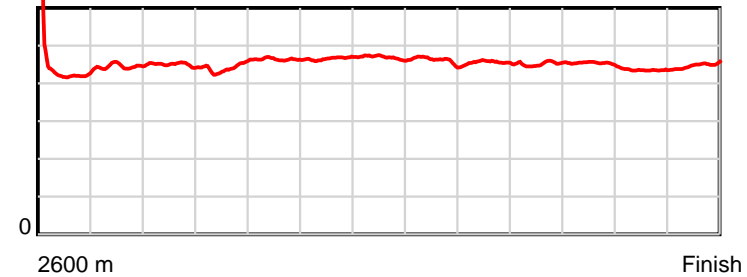
April 20, 2018, Race 9, TELTRAC COMMUNICATIONS LTD PACE, Distance 2600m, Addington - Survey 3200m

| Result | TAB no. | Horse (Barrier) | 2200m to | 2000m to | 1800m to | 1600m to | 1400m to | 1200m to | 1000m to | 800m to | 600m to | 400m to | 200m to | Total or | Margin |
|--------|---------|------------------------------|--------------|--------------|--------------|--------------|--------------|--------------|-------------|-------------|-------------|-------------|-----------|----------------|--------|
| 2nd | 7 | Jungle Gem (7) | 2000m | 1800m | 1600m | 1400m | 1200m | 1000m | 800m | 600m | 400m | 200m | WP | Average | |
| | | Position in running (margin) | 4(3.6) | 2(1.1) | 1(0.0) | 1(0.0) | 1(0.0) | 1(0.0) | 1(0.0) | 1(0.0) | 2(0.2) | 1(0.0) | 2(1.2) | | 3.90 |
| | | Sectional time (s) | 15.29 | 14.40 | 15.74 | 15.52 | 15.31 | 15.12 | 14.76 | 14.97 | 14.97 | 14.60 | 14.96 | | |
| | | Cumulative time (s) | 165.64 | 150.35 | 135.95 | 120.21 | 104.69 | 89.38 | 74.26 | 59.50 | 44.53 | 29.56 | 14.96 | 3:16.92 | |
| | | Speed (m/s) | 13.08 | 13.89 | 12.71 | 12.89 | 13.06 | 13.23 | 13.55 | 13.36 | 13.36 | 13.70 | 13.37 | 13.20 | |
| | | Stride length (m) | 5.88 | 6.14 | 5.89 | 6.00 | 6.12 | 6.09 | 6.17 | 6.04 | 6.05 | 5.96 | 6.00 | 5.97 | |
| | | Stride duration (s) | 0.450 | 0.442 | 0.464 | 0.465 | 0.468 | 0.461 | 0.455 | 0.452 | 0.453 | 0.435 | 0.449 | 0.452 | |
| | | Stride efficiency (%) | 54.05 | 58.98 | 54.28 | 56.20 | 58.44 | 58.04 | 59.54 | 56.97 | 57.14 | 55.54 | 56.32 | 55.70 | |
| | | Stride count | 34.01 | 32.55 | 33.93 | 33.35 | 32.70 | 32.82 | 32.40 | 33.12 | 33.07 | 33.55 | 33.32 | 435.48 | |

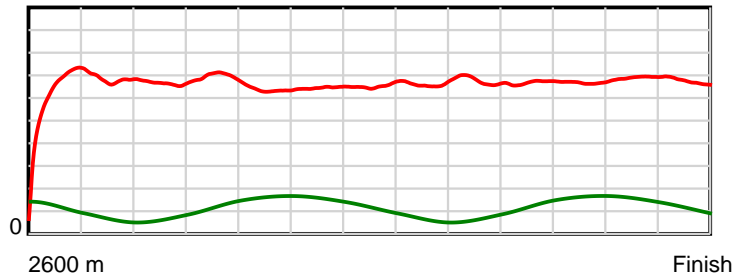
10 m Stride length



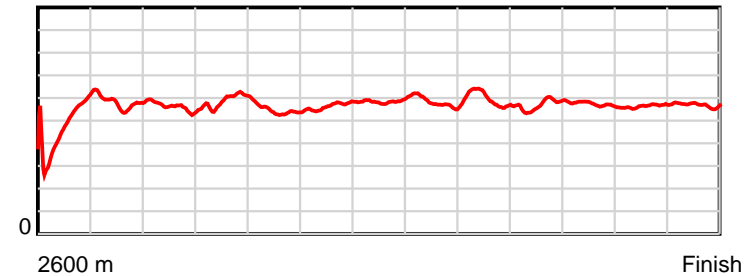
0.5 s Stride duration



20 m/sec Speed



100 % Stride efficiency



Note: Horizontal distance axis grid lines are 200m furlongs.

Disclaimer.

HRNZ and NZMTC and Thoroughbred Ratings Pty Ltd accepts no responsibility for the completeness or accuracy of any of the information contained herein, and makes no representations about its suitability for any particular purpose. Users should make their own judgements about those matters and/or seek independent advice. You assume all risks associated with use of the data provided on this page.



Race Results



April 20, 2018, Race 9, TELTRAC COMMUNICATIONS LTD PACE, Distance 2600m, Addington - Survey 3200m

| Result | TAB no. | Horse (Barrier) | 2600 to | 2400m to |
|--------|---------|------------------------------|--------------|--------------|
| 3rd | 2 | Sounds Bettor (2) | 2400m | 2200m |
| | | Position in running (margin) | - | 4(2.6) |
| | | Sectional time (s) | 16.37 | 15.10 |
| | | Cumulative time (s) | 196.92 | 180.55 |
| | | Speed (m/s) | 12.22 | 13.25 |
| | | Stride length (m) | 5.82 | 6.42 |
| | | Stride duration (s) | 0.476 | 0.484 |
| | | Stride efficiency (%) | 52.85 | 64.33 |
| | | Stride count | 34.39 | 31.17 |

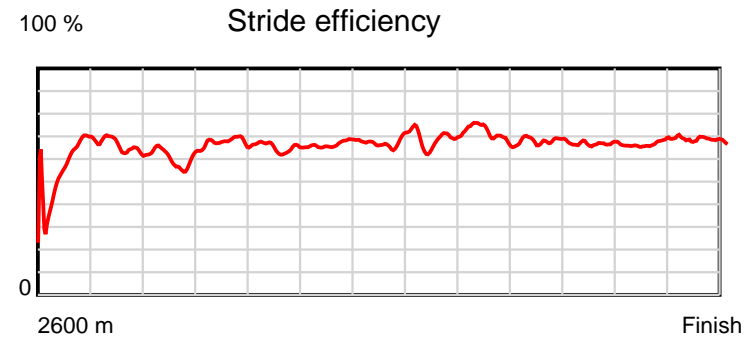
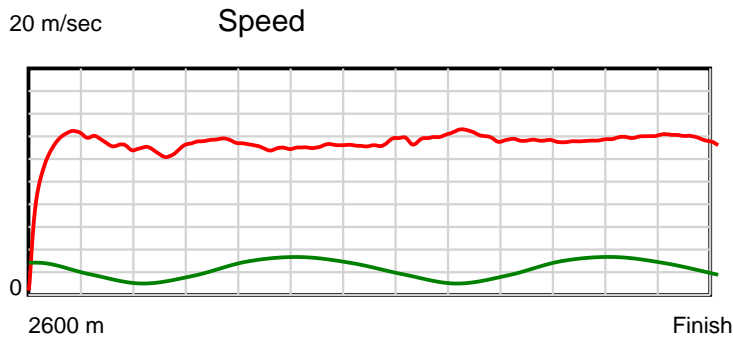
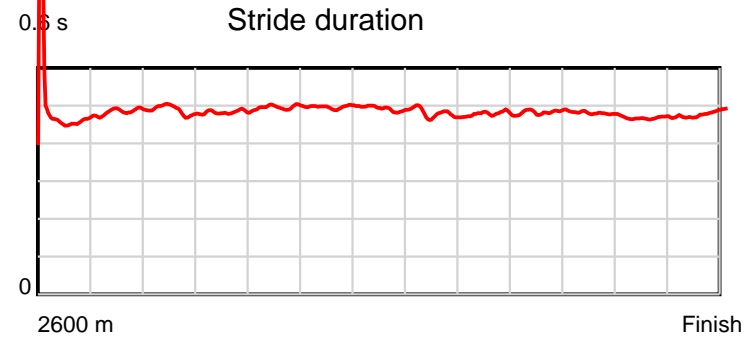
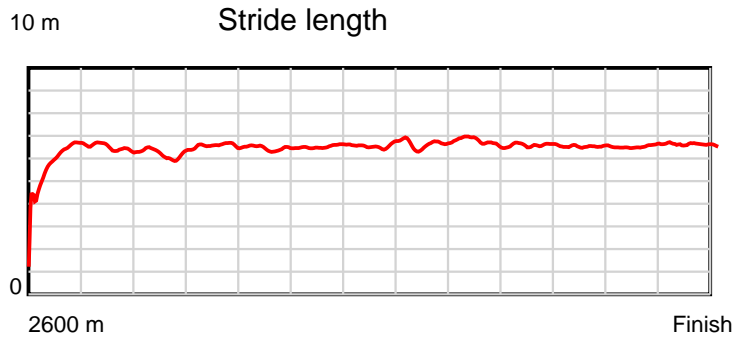
Disclaimer.

HRNZ and NZMTC and Thoroughbred Ratings Pty Ltd accepts no responsibility for the completeness or accuracy of any of the information contained herein, and makes no representations about its suitability for any particular purpose. Users should make their own judgements about those matters and/or seek independent advice. You assume all risks associated with use of the data provided on this page.

Race Results

April 20, 2018, Race 9, TELTRAC COMMUNICATIONS LTD PACE, Distance 2600m, Addington - Survey 3200m

| Result | TAB no. | Horse (Barrier) | 2200m to | 2000m to | 1800m to | 1600m to | 1400m to | 1200m to | 1000m to | 800m to | 600m to | 400m to | 200m to | Total or | Margin |
|--------|---------|------------------------------|--------------|--------------|--------------|--------------|--------------|--------------|-------------|-------------|-------------|-------------|-----------|----------------|--------|
| 3rd | 2 | Sounds Bettor (2) | 2000m | 1800m | 1600m | 1400m | 1200m | 1000m | 800m | 600m | 400m | 200m | WP | Average | |
| | | Position in running (margin) | 5(4.5) | 6(6.2) | 6(7.2) | 6(6.8) | 6(6.2) | 7(4.5) | 6(2.4) | 4(2.4) | 3(0.7) | 3(1.2) | 4(3.0) | | 3.90 |
| | | Sectional time (s) | 15.99 | 14.74 | 15.66 | 15.43 | 15.02 | 14.78 | 14.75 | 14.67 | 15.08 | 14.69 | 14.64 | | |
| | | Cumulative time (s) | 165.45 | 149.46 | 134.72 | 119.06 | 103.63 | 88.61 | 73.83 | 59.08 | 44.41 | 29.33 | 14.64 | 3:16.92 | |
| | | Speed (m/s) | 12.51 | 13.57 | 12.77 | 12.96 | 13.32 | 13.53 | 13.56 | 13.63 | 13.26 | 13.61 | 13.66 | 13.20 | |
| | | Stride length (m) | 6.10 | 6.55 | 6.33 | 6.44 | 6.54 | 6.46 | 6.48 | 6.60 | 6.34 | 6.37 | 6.55 | 6.38 | |
| | | Stride duration (s) | 0.488 | 0.483 | 0.496 | 0.497 | 0.491 | 0.478 | 0.478 | 0.484 | 0.478 | 0.468 | 0.479 | 0.483 | |
| | | Stride efficiency (%) | 58.16 | 67.11 | 62.67 | 64.83 | 66.87 | 65.30 | 65.60 | 68.08 | 62.90 | 63.39 | 66.95 | 63.57 | |
| | | Stride count | 32.78 | 30.52 | 31.58 | 31.05 | 30.57 | 30.94 | 30.87 | 30.30 | 31.52 | 31.40 | 30.56 | 407.65 | |



Note: Horizontal distance axis grid lines are 200m furlongs.

Disclaimer.

HRNZ and NZMTC and Thoroughbred Ratings Pty Ltd accepts no responsibility for the completeness or accuracy of any of the information contained herein, and makes no representations about its suitability for any particular purpose. Users should make their own judgements about those matters and/or seek independent advice. You assume all risks associated with use of the data provided on this page.



Race Results



April 20, 2018, Race 9, TELTRAC COMMUNICATIONS LTD PACE, Distance 2600m, Addington - Survey 3200m

| Result | TAB no. | Horse (Barrier) | 2600 to | 2400m to |
|--------|---------|------------------------------|--------------|--------------|
| 4th | 8 | Rosinupthebow (8) | 2400m | 2200m |
| | | Position in running (margin) | - | 3(2.5) |
| | | Sectional time (s) | 16.52 | 14.82 |
| | | Cumulative time (s) | 196.98 | 180.46 |
| | | Speed (m/s) | 12.11 | 13.50 |
| | | Stride length (m) | 5.37 | 5.87 |
| | | Stride duration (s) | 0.426 | 0.435 |
| | | Stride efficiency (%) | 45.07 | 53.90 |
| | | Stride count | 37.24 | 34.05 |

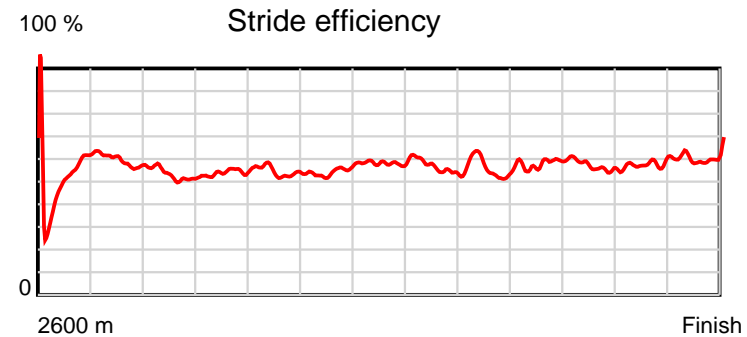
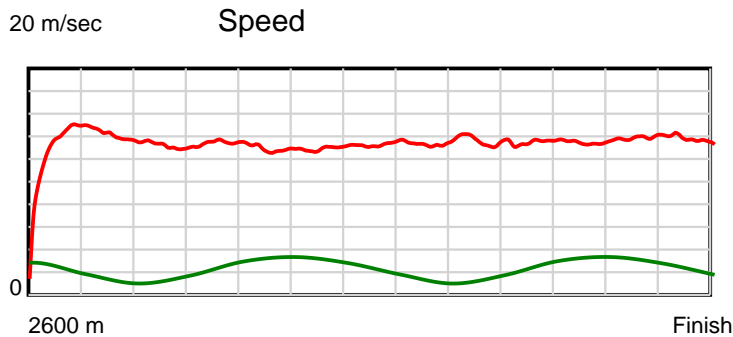
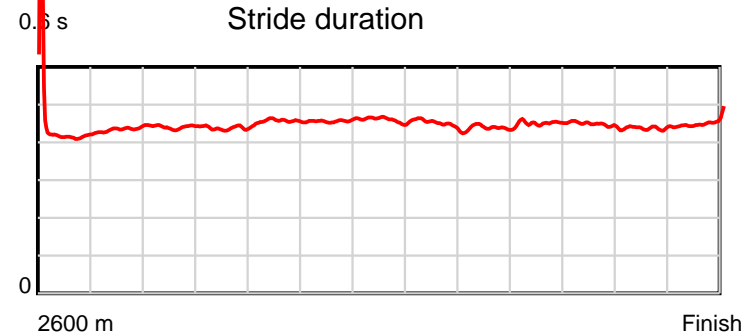
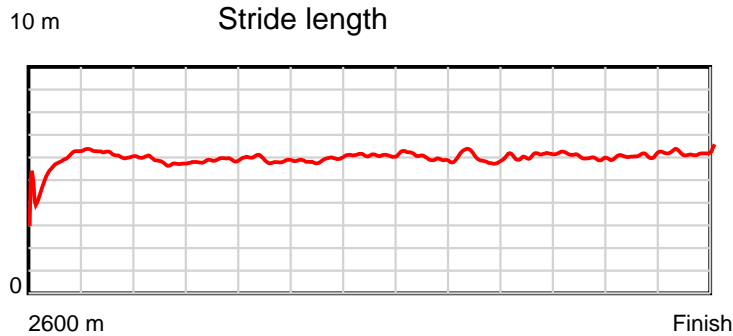
Disclaimer.

HRNZ and NZMTC and Thoroughbred Ratings Pty Ltd accepts no responsibility for the completeness or accuracy of any of the information contained herein, and makes no representations about its suitability for any particular purpose. Users should make their own judgements about those matters and/or seek independent advice. You assume all risks associated with use of the data provided on this page.

Race Results

April 20, 2018, Race 9, TELTRAC COMMUNICATIONS LTD PACE, Distance 2600m, Addington - Survey 3200m

| Result | TAB no. | Horse (Barrier) | 2200m to | 2000m to | 1800m to | 1600m to | 1400m to | 1200m to | 1000m to | 800m to | 600m to | 400m to | 200m to | Total or | Margin |
|--------|---------|------------------------------|----------|----------|----------|----------|----------|----------|----------|---------|---------|---------|---------|----------|--------|
| 4th | 8 | Rosinupthebow (8) | 2000m | 1800m | 1600m | 1400m | 1200m | 1000m | 800m | 600m | 400m | 200m | WP | Average | |
| | | Position in running (margin) | 3(2.8) | 1(0.0) | 2(2.4) | 2(2.6) | 2(2.9) | 3(2.0) | 5(2.2) | 3(2.0) | 4(1.8) | 5(2.6) | 3(2.8) | | 4.30 |
| | | Sectional time (s) | 15.23 | 14.98 | 15.76 | 15.57 | 15.16 | 15.16 | 14.73 | 14.91 | 15.12 | 14.44 | 14.58 | | |
| | | Cumulative time (s) | 165.64 | 150.41 | 135.43 | 119.67 | 104.10 | 88.94 | 73.78 | 59.05 | 44.14 | 29.02 | 14.58 | 3:16.98 | |
| | | Speed (m/s) | 13.13 | 13.35 | 12.69 | 12.85 | 13.19 | 13.19 | 13.58 | 13.41 | 13.23 | 13.85 | 13.72 | 13.20 | |
| | | Stride length (m) | 5.79 | 5.84 | 5.80 | 5.87 | 6.06 | 5.92 | 5.97 | 6.06 | 5.91 | 6.07 | 6.23 | 5.90 | |
| | | Stride duration (s) | 0.441 | 0.438 | 0.457 | 0.457 | 0.459 | 0.449 | 0.440 | 0.452 | 0.447 | 0.438 | 0.454 | 0.447 | |
| | | Stride efficiency (%) | 52.36 | 53.32 | 52.59 | 53.91 | 57.35 | 54.84 | 55.66 | 57.42 | 54.65 | 57.59 | 60.65 | 54.38 | |
| | | Stride count | 34.55 | 34.24 | 34.48 | 34.05 | 33.01 | 33.76 | 33.51 | 32.99 | 33.82 | 32.94 | 32.10 | 440.74 | |



Note: Horizontal distance axis grid lines are 200m furlongs.

Disclaimer.

HRNZ and NZMTC and Thoroughbred Ratings Pty Ltd accepts no responsibility for the completeness or accuracy of any of the information contained herein, and makes no representations about its suitability for any particular purpose. Users should make their own judgements about those matters and/or seek independent advice. You assume all risks associated with use of the data provided on this page.



Race Results



April 20, 2018, Race 9, TELTRAC COMMUNICATIONS LTD PACE, Distance 2600m, Addington - Survey 3200m

| Result | TAB no. | Horse (Barrier) | 2600 to | 2400m to |
|--------|---------|------------------------------|---------|----------|
| 5th | 3 | Westburn Yield (3) | 2400m | 2200m |
| | | Position in running (margin) | - | 6(5.1) |
| | | Sectional time (s) | 16.89 | 14.90 |
| | | Cumulative time (s) | 197.22 | 180.33 |
| | | Speed (m/s) | 11.84 | 13.42 |
| | | Stride length (m) | 5.15 | 5.95 |
| | | Stride duration (s) | 0.433 | 0.443 |
| | | Stride efficiency (%) | 41.39 | 55.30 |
| | | Stride count | 38.86 | 33.62 |

Disclaimer.

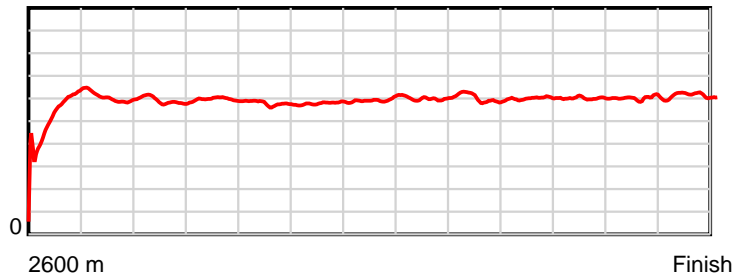
HRNZ and NZMTC and Thoroughbred Ratings Pty Ltd accepts no responsibility for the completeness or accuracy of any of the information contained herein, and makes no representations about its suitability for any particular purpose. Users should make their own judgements about those matters and/or seek independent advice. You assume all risks associated with use of the data provided on this page.

Race Results

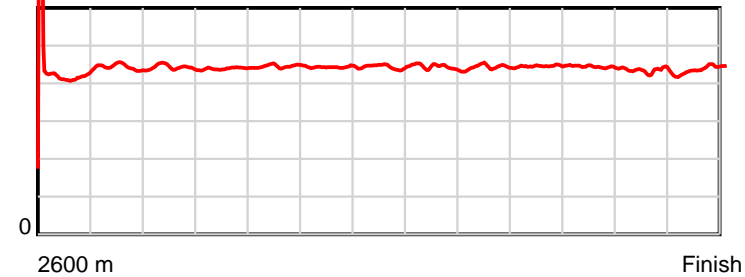
April 20, 2018, Race 9, TELTRAC COMMUNICATIONS LTD PACE, Distance 2600m, Addington - Survey 3200m

| Result | TAB no. | Horse (Barrier) | 2200m to | 2000m to | 1800m to | 1600m to | 1400m to | 1200m to | 1000m to | 800m to | 600m to | 400m to | 200m to | Total or | Margin |
|--------|---------|------------------------------|----------|----------|----------|----------|----------|----------|----------|---------|---------|---------|---------|----------|--------|
| 5th | 3 | Westburn Yield (3) | 2000m | 1800m | 1600m | 1400m | 1200m | 1000m | 800m | 600m | 400m | 200m | WP | Average | |
| | | Position in running (margin) | 6(5.9) | 5(3.9) | 4(5.2) | 4(4.8) | 4(4.3) | 4(2.1) | 4(1.8) | 8(4.4) | 8(4.3) | 7(4.3) | 7(5.3) | | 5.60 |
| | | Sectional time (s) | 15.37 | 14.80 | 15.67 | 15.45 | 14.93 | 15.08 | 15.18 | 14.93 | 15.00 | 14.57 | 14.45 | | |
| | | Cumulative time (s) | 165.43 | 150.06 | 135.26 | 119.59 | 104.14 | 89.21 | 74.13 | 58.95 | 44.02 | 29.02 | 14.45 | 3:17.22 | |
| | | Speed (m/s) | 13.01 | 13.51 | 12.76 | 12.94 | 13.40 | 13.26 | 13.18 | 13.40 | 13.33 | 13.73 | 13.84 | 13.18 | |
| | | Stride length (m) | 5.76 | 5.94 | 5.69 | 5.73 | 5.95 | 5.87 | 5.85 | 5.98 | 5.91 | 5.92 | 6.08 | 5.82 | |
| | | Stride duration (s) | 0.443 | 0.440 | 0.446 | 0.443 | 0.444 | 0.442 | 0.444 | 0.446 | 0.443 | 0.432 | 0.439 | 0.441 | |
| | | Stride efficiency (%) | 51.86 | 55.12 | 50.61 | 51.29 | 55.30 | 53.82 | 53.40 | 55.81 | 54.64 | 54.86 | 57.83 | 52.93 | |
| | | Stride count | 34.72 | 33.67 | 35.14 | 34.91 | 33.62 | 34.08 | 34.21 | 33.47 | 33.82 | 33.76 | 32.88 | 446.76 | |

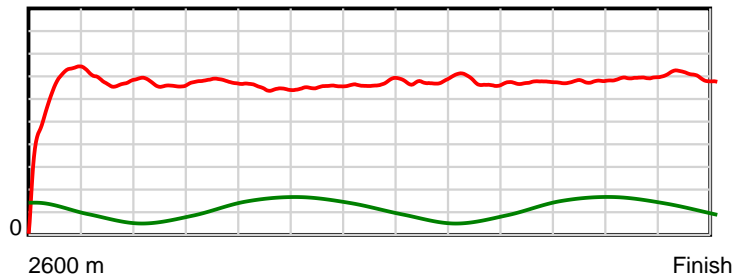
10 m Stride length



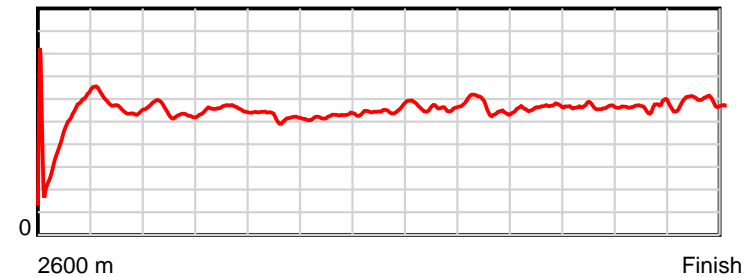
0.5 s Stride duration



20 m/sec Speed



100 % Stride efficiency



Note: Horizontal distance axis grid lines are 200m furlongs.

Disclaimer.

HRNZ and NZMTC and Thoroughbred Ratings Pty Ltd accepts no responsibility for the completeness or accuracy of any of the information contained herein, and makes no representations about its suitability for any particular purpose. Users should make their own judgements about those matters and/or seek independent advice. You assume all risks associated with use of the data provided on this page.



Race Results



April 20, 2018, Race 9, TELTRAC COMMUNICATIONS LTD PACE, Distance 2600m, Addington - Survey 3200m

| Result | TAB no. | Horse (Barrier) | 2600 to | 2400m to |
|--------|---------|------------------------------|---------|----------|
| 6th | 9 | Little Rain (9) | 2400m | 2200m |
| | | Position in running (margin) | - | 1(0.0) |
| | | Sectional time (s) | 15.91 | 14.78 |
| | | Cumulative time (s) | 197.25 | 181.34 |
| | | Speed (m/s) | 12.57 | 13.53 |
| | | Stride length (m) | 5.54 | 6.10 |
| | | Stride duration (s) | 0.428 | 0.450 |
| | | Stride efficiency (%) | 48.01 | 58.08 |
| | | Stride count | 36.08 | 32.81 |

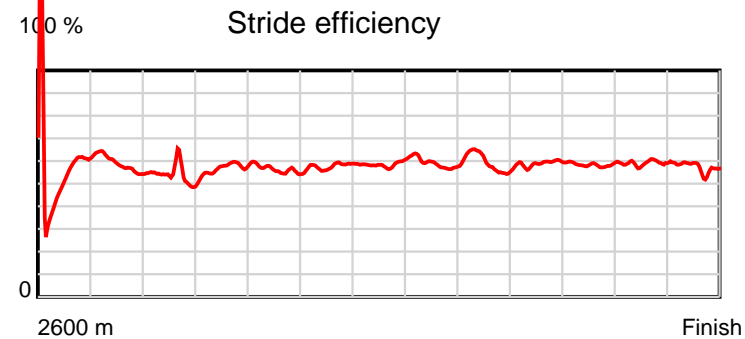
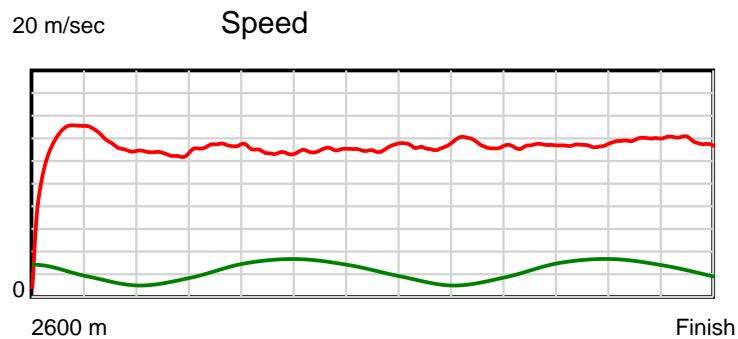
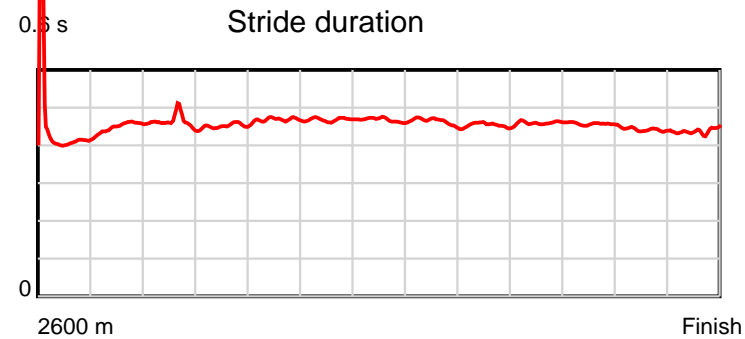
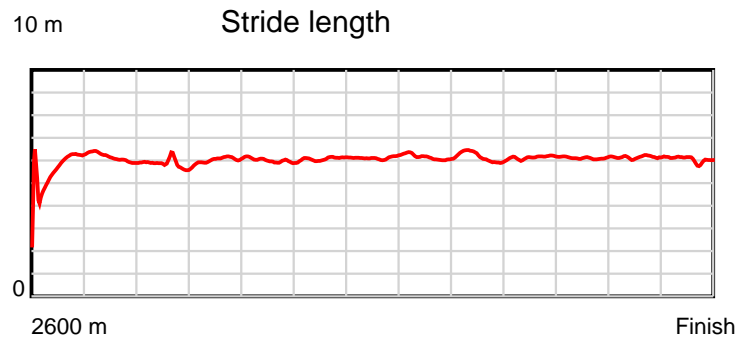
Disclaimer.

HRNZ and NZMTC and Thoroughbred Ratings Pty Ltd accepts no responsibility for the completeness or accuracy of any of the information contained herein, and makes no representations about its suitability for any particular purpose. Users should make their own judgements about those matters and/or seek independent advice. You assume all risks associated with use of the data provided on this page.

Race Results

April 20, 2018, Race 9, TELTRAC COMMUNICATIONS LTD PACE, Distance 2600m, Addington - Survey 3200m

| Result | TAB no. | Horse (Barrier) | 2200m to | 2000m to | 1800m to | 1600m to | 1400m to | 1200m to | 1000m to | 800m to | 600m to | 400m to | 200m to | Total or | Margin |
|--------|---------|------------------------------|--------------|--------------|--------------|--------------|--------------|--------------|-------------|-------------|-------------|-------------|-----------|----------------|--------|
| 6th | 9 | Little Rain (9) | 2000m | 1800m | 1600m | 1400m | 1200m | 1000m | 800m | 600m | 400m | 200m | WP | Average | |
| | | Position in running (margin) | 1(0.0) | 3(1.5) | 3(4.1) | 3(3.7) | 3(3.8) | 6(3.6) | 7(3.8) | 6(3.5) | 7(3.9) | 8(4.3) | 6(4.9) | | 5.80 |
| | | Sectional time (s) | 15.96 | 15.00 | 15.68 | 15.54 | 15.27 | 15.15 | 14.71 | 15.00 | 15.07 | 14.51 | 14.67 | | |
| | | Cumulative time (s) | 166.56 | 150.60 | 135.60 | 119.92 | 104.38 | 89.11 | 73.96 | 59.25 | 44.25 | 29.18 | 14.67 | 3:17.25 | |
| | | Speed (m/s) | 12.53 | 13.33 | 12.76 | 12.87 | 13.10 | 13.20 | 13.60 | 13.33 | 13.27 | 13.78 | 13.63 | 13.18 | |
| | | Stride length (m) | 5.77 | 6.03 | 5.97 | 6.03 | 6.12 | 6.10 | 6.17 | 6.13 | 6.06 | 6.08 | 5.99 | 6.00 | |
| | | Stride duration (s) | 0.460 | 0.452 | 0.468 | 0.469 | 0.467 | 0.462 | 0.454 | 0.460 | 0.457 | 0.441 | 0.439 | 0.455 | |
| | | Stride efficiency (%) | 51.99 | 56.78 | 55.76 | 56.84 | 58.55 | 58.18 | 59.41 | 58.78 | 57.45 | 57.70 | 56.12 | 56.30 | |
| | | Stride count | 34.67 | 33.18 | 33.48 | 33.16 | 32.67 | 32.78 | 32.44 | 32.61 | 32.99 | 32.91 | 33.37 | 433.15 | |



Note: Horizontal distance axis grid lines are 200m furlongs.

Disclaimer.

HRNZ and NZMTC and Thoroughbred Ratings Pty Ltd accepts no responsibility for the completeness or accuracy of any of the information contained herein, and makes no representations about its suitability for any particular purpose. Users should make their own judgements about those matters and/or seek independent advice. You assume all risks associated with use of the data provided on this page.



Race Results



April 20, 2018, Race 9, TELTRAC COMMUNICATIONS LTD PACE, Distance 2600m, Addington - Survey 3200m

| Result | TAB no. | Horse (Barrier) | 2600 to | 2400m to |
|--------|---------|------------------------------|--------------|--------------|
| 7th | 13 | Art Collector (12) | 2400m | 2200m |
| | | Position in running (margin) | - | 9(13.3) |
| | | Sectional time (s) | 17.93 | 14.98 |
| | | Cumulative time (s) | 197.51 | 179.58 |
| | | Speed (m/s) | 11.16 | 13.35 |
| | | Stride length (m) | 5.65 | 6.26 |
| | | Stride duration (s) | 0.460 | 0.469 |
| | | Stride efficiency (%) | 49.83 | 61.33 |
| | | Stride count | 35.42 | 31.93 |

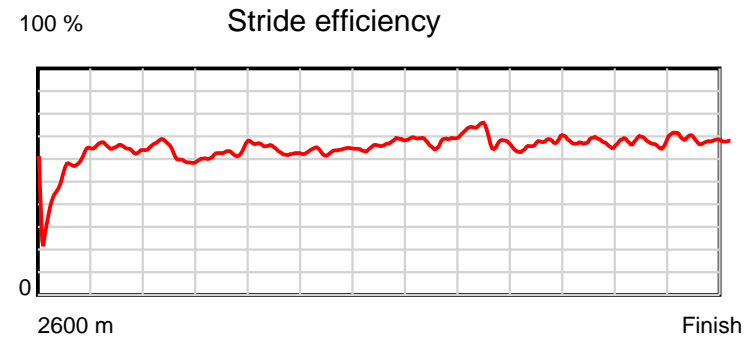
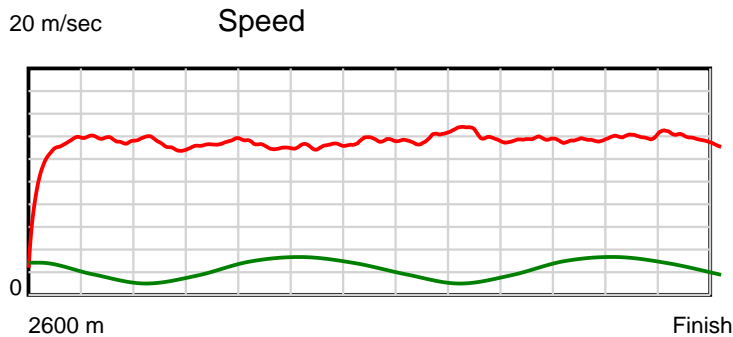
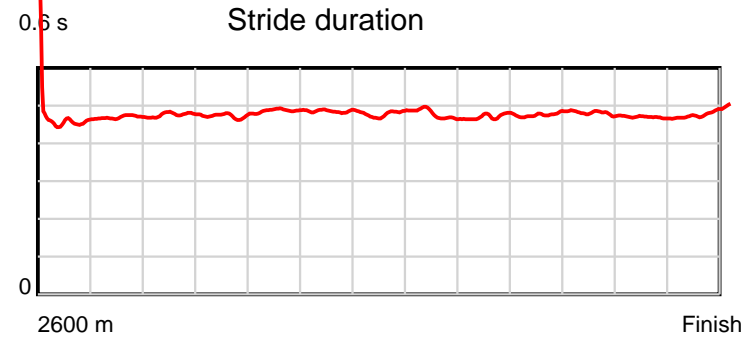
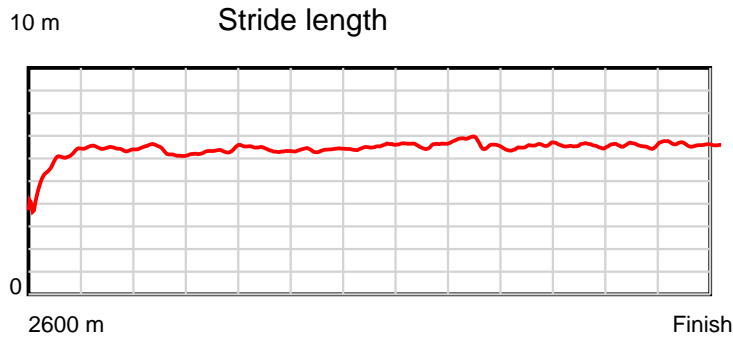
Disclaimer.

HRNZ and NZMTC and Thoroughbred Ratings Pty Ltd accepts no responsibility for the completeness or accuracy of any of the information contained herein, and makes no representations about its suitability for any particular purpose. Users should make their own judgements about those matters and/or seek independent advice. You assume all risks associated with use of the data provided on this page.

Race Results

April 20, 2018, Race 9, TELTRAC COMMUNICATIONS LTD PACE, Distance 2600m, Addington - Survey 3200m

| Result | TAB no. | Horse (Barrier) | 2200m to | 2000m to | 1800m to | 1600m to | 1400m to | 1200m to | 1000m to | 800m to | 600m to | 400m to | 200m to | Total or | Margin |
|--------|---------|------------------------------|--------------|--------------|--------------|--------------|--------------|--------------|-------------|-------------|-------------|-------------|-----------|----------------|--------|
| 7th | 13 | Art Collector (12) | 2000m | 1800m | 1600m | 1400m | 1200m | 1000m | 800m | 600m | 400m | 200m | WP | Average | |
| | | Position in running (margin) | 9(14.6) | 9(10.5) | 9(12.3) | 9(11.1) | 9(11.2) | 9(7.3) | 9(5.4) | 7(3.9) | 5(1.9) | 6(3.2) | 8(6.6) | | 7.20 |
| | | Sectional time (s) | 15.03 | 14.87 | 15.54 | 15.54 | 14.66 | 14.81 | 14.50 | 14.62 | 15.21 | 14.97 | 14.85 | | |
| | | Cumulative time (s) | 164.60 | 149.57 | 134.70 | 119.16 | 103.62 | 88.96 | 74.15 | 59.65 | 45.03 | 29.82 | 14.85 | 3:17.51 | |
| | | Speed (m/s) | 13.31 | 13.45 | 12.87 | 12.87 | 13.64 | 13.50 | 13.79 | 13.68 | 13.15 | 13.36 | 13.47 | 13.16 | |
| | | Stride length (m) | 6.35 | 6.36 | 6.27 | 6.24 | 6.53 | 6.41 | 6.51 | 6.54 | 6.29 | 6.26 | 6.51 | 6.31 | |
| | | Stride duration (s) | 0.477 | 0.473 | 0.487 | 0.485 | 0.479 | 0.475 | 0.472 | 0.478 | 0.478 | 0.469 | 0.484 | 0.480 | |
| | | Stride efficiency (%) | 62.91 | 63.19 | 61.38 | 60.87 | 66.72 | 64.26 | 66.24 | 66.81 | 61.80 | 61.31 | 66.28 | 62.28 | |
| | | Stride count | 31.52 | 31.45 | 31.91 | 32.05 | 30.61 | 31.19 | 30.72 | 30.59 | 31.80 | 31.93 | 30.71 | 411.83 | |



Note: Horizontal distance axis grid lines are 200m furlongs.

Disclaimer.

HRNZ and NZMTC and Thoroughbred Ratings Pty Ltd accepts no responsibility for the completeness or accuracy of any of the information contained herein, and makes no representations about its suitability for any particular purpose. Users should make their own judgements about those matters and/or seek independent advice. You assume all risks associated with use of the data provided on this page.



Race Results



April 20, 2018, Race 9, TELTRAC COMMUNICATIONS LTD PACE, Distance 2600m, Addington - Survey 3200m

| Result | TAB no. | Horse (Barrier) | 2600 to | 2400m to |
|--------|---------|------------------------------|--------------|--------------|
| 8th | 10 | Chain Reaction (10) | 2400m | 2200m |
| | | Position in running (margin) | - | 8(9.9) |
| | | Sectional time (s) | 17.58 | 14.81 |
| | | Cumulative time (s) | 198.00 | 180.42 |
| | | Speed (m/s) | 11.38 | 13.50 |
| | | Stride length (m) | 5.58 | 6.14 |
| | | Stride duration (s) | 0.456 | 0.454 |
| | | Stride efficiency (%) | 48.67 | 58.84 |
| | | Stride count | 35.84 | 32.59 |

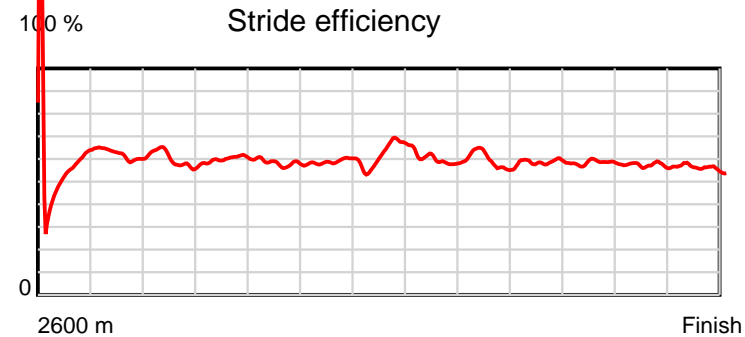
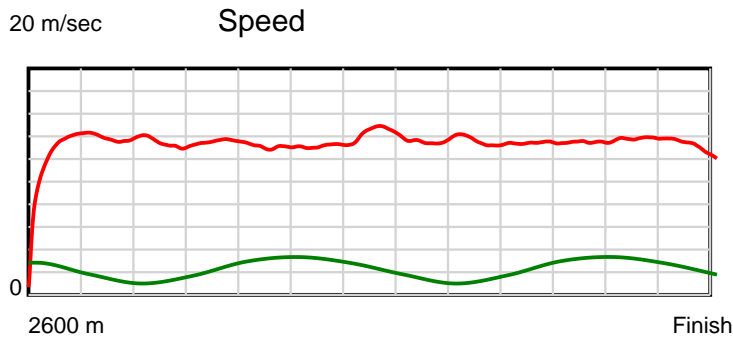
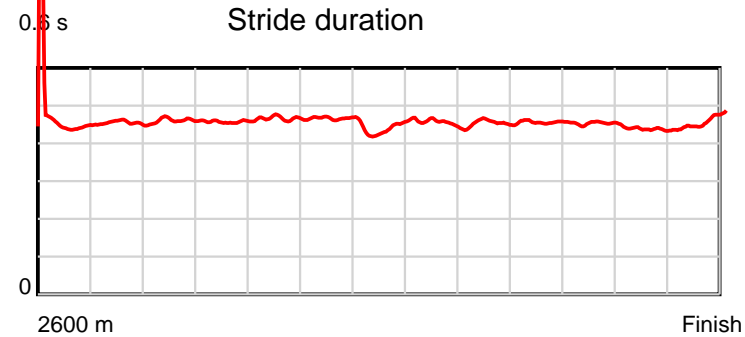
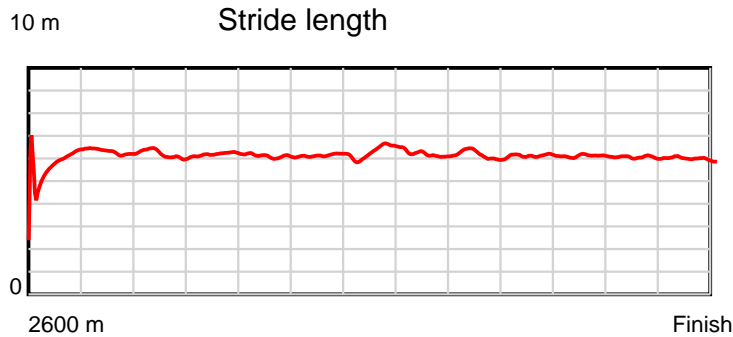
Disclaimer.

HRNZ and NZMTC and Thoroughbred Ratings Pty Ltd accepts no responsibility for the completeness or accuracy of any of the information contained herein, and makes no representations about its suitability for any particular purpose. Users should make their own judgements about those matters and/or seek independent advice. You assume all risks associated with use of the data provided on this page.

Race Results

April 20, 2018, Race 9, TELTRAC COMMUNICATIONS LTD PACE, Distance 2600m, Addington - Survey 3200m

| Result | TAB no. | Horse (Barrier) | 2200m to | 2000m to | 1800m to | 1600m to | 1400m to | 1200m to | 1000m to | 800m to | 600m to | 400m to | 200m to | Total or | Margin |
|--------|---------|------------------------------|--------------|--------------|--------------|--------------|--------------|--------------|-------------|-------------|-------------|-------------|-----------|----------------|--------|
| 8th | 10 | Chain Reaction (10) | 2000m | 1800m | 1600m | 1400m | 1200m | 1000m | 800m | 600m | 400m | 200m | WP | Average | |
| | | Position in running (margin) | 8(10.0) | 7(8.0) | 7(9.7) | 7(9.1) | 7(8.2) | 2(0.5) | 2(0.1) | 5(2.4) | 6(2.4) | 4(2.4) | 5(3.9) | | 9.90 |
| | | Sectional time (s) | 15.37 | 14.85 | 15.63 | 15.39 | 14.03 | 15.05 | 15.15 | 14.94 | 14.98 | 14.66 | 15.56 | | |
| | | Cumulative time (s) | 165.61 | 150.24 | 135.39 | 119.76 | 104.37 | 90.34 | 75.29 | 60.14 | 45.20 | 30.22 | 15.56 | 3:18.00 | |
| | | Speed (m/s) | 13.01 | 13.47 | 12.80 | 13.00 | 14.26 | 13.29 | 13.20 | 13.39 | 13.35 | 13.64 | 12.85 | 13.13 | |
| | | Stride length (m) | 6.00 | 6.15 | 5.97 | 6.07 | 6.27 | 6.03 | 6.01 | 6.11 | 6.04 | 5.96 | 5.93 | 6.02 | |
| | | Stride duration (s) | 0.461 | 0.457 | 0.466 | 0.467 | 0.440 | 0.454 | 0.455 | 0.456 | 0.452 | 0.437 | 0.461 | 0.458 | |
| | | Stride efficiency (%) | 56.25 | 59.19 | 55.63 | 57.63 | 61.46 | 56.81 | 56.41 | 58.31 | 56.94 | 55.57 | 54.99 | 56.55 | |
| | | Stride count | 33.33 | 32.50 | 33.52 | 32.93 | 31.89 | 33.17 | 33.29 | 32.74 | 33.13 | 33.54 | 33.72 | 432.19 | |



Note: Horizontal distance axis grid lines are 200m furlongs.

Disclaimer.

HRNZ and NZMTC and Thoroughbred Ratings Pty Ltd accepts no responsibility for the completeness or accuracy of any of the information contained herein, and makes no representations about its suitability for any particular purpose. Users should make their own judgements about those matters and/or seek independent advice. You assume all risks associated with use of the data provided on this page.



Race Results



April 20, 2018, Race 9, TELTRAC COMMUNICATIONS LTD PACE, Distance 2600m, Addington - Survey 3200m

| Result | TAB no. | Horse (Barrier) | 2600 to | 2400m to |
|--------|---------|------------------------------|--------------|--------------|
| 9th | 4 | Franco Toddy (4) | 2400m | 2200m |
| | | Position in running (margin) | - | 2(1.2) |
| | | Sectional time (s) | 16.32 | 15.02 |
| | | Cumulative time (s) | 198.24 | 181.92 |
| | | Speed (m/s) | 12.26 | 13.32 |
| | | Stride length (m) | 5.76 | 6.35 |
| | | Stride duration (s) | 0.463 | 0.477 |
| | | Stride efficiency (%) | 51.76 | 63.00 |
| | | Stride count | 34.75 | 31.50 |

Disclaimer.

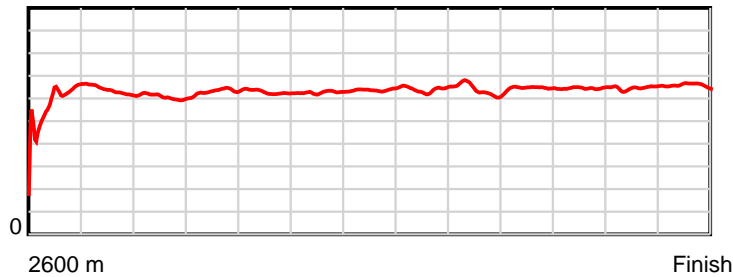
HRNZ and NZMTC and Thoroughbred Ratings Pty Ltd accepts no responsibility for the completeness or accuracy of any of the information contained herein, and makes no representations about its suitability for any particular purpose. Users should make their own judgements about those matters and/or seek independent advice. You assume all risks associated with use of the data provided on this page.

Race Results

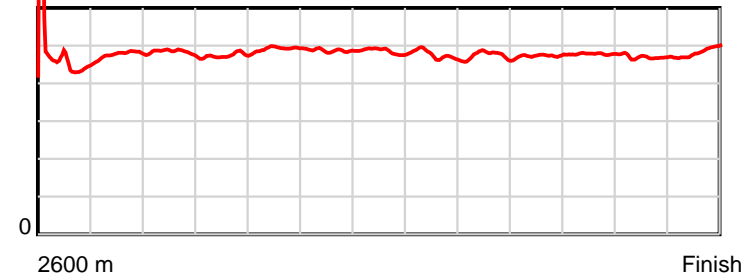
April 20, 2018, Race 9, TELTRAC COMMUNICATIONS LTD PACE, Distance 2600m, Addington - Survey 3200m

| Result | TAB no. | Horse (Barrier) | 2200m to | 2000m to | 1800m to | 1600m to | 1400m to | 1200m to | 1000m to | 800m to | 600m to | 400m to | 200m to | Total or | Margin |
|--------|---------|------------------------------|--------------|--------------|--------------|--------------|--------------|--------------|-------------|-------------|-------------|-------------|-----------|----------------|--------|
| 9th | 4 | Franco Toddy (4) | 2000m | 1800m | 1600m | 1400m | 1200m | 1000m | 800m | 600m | 400m | 200m | WP | Average | |
| | | Position in running (margin) | 2(2.7) | 4(3.6) | 5(6.2) | 5(5.8) | 5(6.0) | 8(5.1) | 8(4.7) | 9(6.2) | 9(4.7) | 9(5.7) | 11(9.0) | | 11.20 |
| | | Sectional time (s) | 15.86 | 15.00 | 15.69 | 15.55 | 15.15 | 15.06 | 15.01 | 14.69 | 15.15 | 14.97 | 14.77 | | |
| | | Cumulative time (s) | 166.90 | 151.04 | 136.04 | 120.35 | 104.80 | 89.65 | 74.59 | 59.58 | 44.89 | 29.74 | 14.77 | 3:18.24 | |
| | | Speed (m/s) | 12.61 | 13.33 | 12.75 | 12.86 | 13.20 | 13.28 | 13.32 | 13.61 | 13.20 | 13.36 | 13.54 | 13.12 | |
| | | Stride length (m) | 6.10 | 6.31 | 6.27 | 6.26 | 6.40 | 6.31 | 6.31 | 6.44 | 6.30 | 6.27 | 6.58 | 6.28 | |
| | | Stride duration (s) | 0.483 | 0.473 | 0.492 | 0.487 | 0.485 | 0.475 | 0.474 | 0.473 | 0.477 | 0.469 | 0.486 | 0.479 | |
| | | Stride efficiency (%) | 58.08 | 62.27 | 61.51 | 61.29 | 64.06 | 62.26 | 62.21 | 64.89 | 62.07 | 61.48 | 67.59 | 61.56 | |
| | | Stride count | 32.81 | 31.68 | 31.88 | 31.93 | 31.24 | 31.69 | 31.70 | 31.04 | 31.73 | 31.89 | 30.41 | 414.25 | |

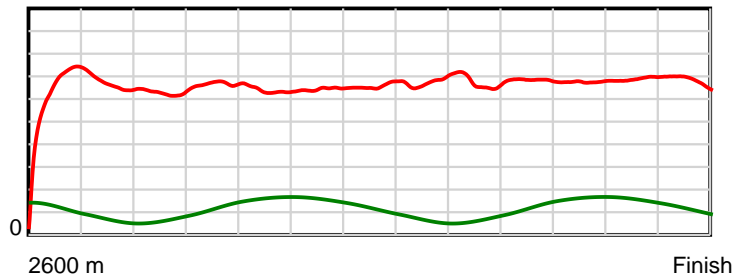
10 m Stride length



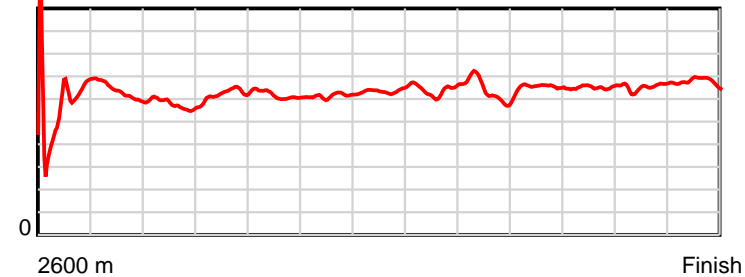
0.5 s Stride duration



20 m/sec Speed



100 % Stride efficiency



Note: Horizontal distance axis grid lines are 200m furlongs.

Disclaimer.

HRNZ and NZMTC and Thoroughbred Ratings Pty Ltd accepts no responsibility for the completeness or accuracy of any of the information contained herein, and makes no representations about its suitability for any particular purpose. Users should make their own judgements about those matters and/or seek independent advice. You assume all risks associated with use of the data provided on this page.



Race Results



April 20, 2018, Race 9, TELTRAC COMMUNICATIONS LTD PACE, Distance 2600m, Addington - Survey 3200m

| Result | TAB no. | Horse (Barrier) | 2600 to | 2400m to |
|--------|---------|------------------------------|--------------|--------------|
| 10th | 5 | Dynamite Paul (5) | 2400m | 2200m |
| | | Position in running (margin) | - | 13(39.1) |
| | | Sectional time (s) | 12.40 | 15.06 |
| | | Cumulative time (s) | 198.57 | 186.17 |
| | | Speed (m/s) | 16.13 | 13.28 |
| | | Stride length (m) | 4.07 | 6.28 |
| | | Stride duration (s) | 0.458 | 0.473 |
| | | Stride efficiency (%) | 25.89 | 61.58 |
| | | Stride count | 49.14 | 31.86 |

Disclaimer.

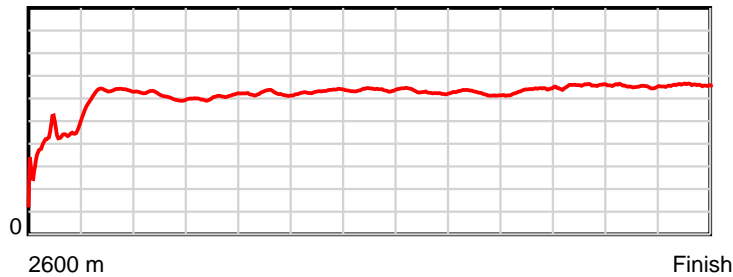
HRNZ and NZMTC and Thoroughbred Ratings Pty Ltd accepts no responsibility for the completeness or accuracy of any of the information contained herein, and makes no representations about its suitability for any particular purpose. Users should make their own judgements about those matters and/or seek independent advice. You assume all risks associated with use of the data provided on this page.

Race Results

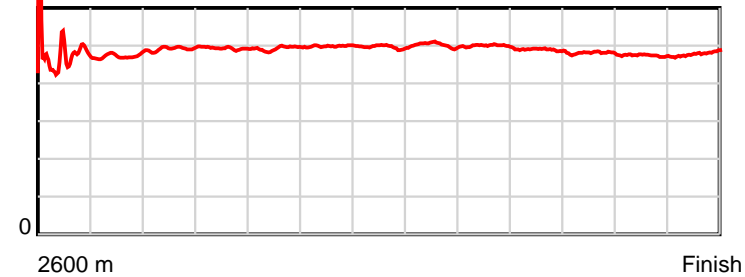
April 20, 2018, Race 9, TELTRAC COMMUNICATIONS LTD PACE, Distance 2600m, Addington - Survey 3200m

| Result | TAB no. | Horse (Barrier) | 2200m to | 2000m to | 1800m to | 1600m to | 1400m to | 1200m to | 1000m to | 800m to | 600m to | 400m to | 200m to | Total or | Margin |
|--------|---------|------------------------------|--------------|--------------|--------------|--------------|--------------|--------------|-------------|-------------|-------------|-------------|-----------|----------------|--------|
| 10th | 5 | Dynamite Paul (5) | 2000m | 1800m | 1600m | 1400m | 1200m | 1000m | 800m | 600m | 400m | 200m | WP | Average | |
| | | Position in running (margin) | 13(40.8) | 13(44.0) | 13(54.2) | 13(55.7) | 13(57.1) | 13(58.4) | 13(63.8) | 13(71.7) | 13(74.5) | 13(73.5) | 13(73.7) | | 13.10 |
| | | Sectional time (s) | 16.23 | 16.28 | 15.99 | 15.76 | 15.52 | 16.02 | 16.08 | 15.41 | 14.82 | 14.44 | 14.56 | | |
| | | Cumulative time (s) | 171.11 | 154.88 | 138.60 | 122.61 | 106.85 | 91.33 | 75.31 | 59.23 | 43.82 | 29.00 | 14.56 | 3:18.57 | |
| | | Speed (m/s) | 12.32 | 12.29 | 12.51 | 12.69 | 12.89 | 12.48 | 12.44 | 12.98 | 13.50 | 13.85 | 13.74 | 13.09 | |
| | | Stride length (m) | 6.06 | 6.05 | 6.16 | 6.32 | 6.39 | 6.26 | 6.20 | 6.34 | 6.46 | 6.56 | 6.56 | 6.04 | |
| | | Stride duration (s) | 0.492 | 0.492 | 0.493 | 0.498 | 0.496 | 0.502 | 0.498 | 0.488 | 0.479 | 0.473 | 0.477 | 0.462 | |
| | | Stride efficiency (%) | 57.38 | 57.17 | 59.30 | 62.43 | 63.79 | 61.27 | 60.01 | 62.76 | 65.30 | 67.16 | 67.16 | 57.08 | |
| | | Stride count | 33.00 | 33.06 | 32.47 | 31.64 | 31.30 | 31.94 | 32.27 | 31.56 | 30.94 | 30.51 | 30.51 | 430.20 | |

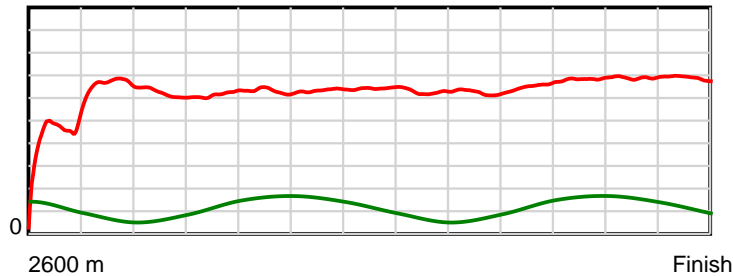
10 m Stride length



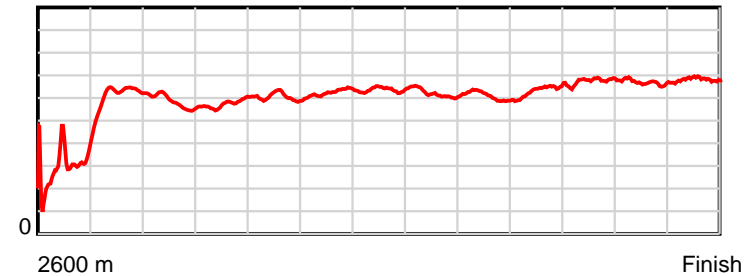
0.5 s Stride duration



20 m/sec Speed



100 % Stride efficiency



Note: Horizontal distance axis grid lines are 200m furlongs.

Disclaimer.

HRNZ and NZMTC and Thoroughbred Ratings Pty Ltd accepts no responsibility for the completeness or accuracy of any of the information contained herein, and makes no representations about its suitability for any particular purpose. Users should make their own judgements about those matters and/or seek independent advice. You assume all risks associated with use of the data provided on this page.



Race Results



April 20, 2018, Race 9, TELTRAC COMMUNICATIONS LTD PACE, Distance 2600m, Addington - Survey 3200m

| Result | TAB no. | Horse (Barrier) | 2600 to | 2400m to |
|--------|---------|------------------------------|--------------|--------------|
| 11th | 1 | Tin Roof Blues (1) | 2400m | 2200m |
| | | Position in running (margin) | - | 7(8.4) |
| | | Sectional time (s) | 17.45 | 14.92 |
| | | Cumulative time (s) | 198.67 | 181.22 |
| | | Speed (m/s) | 11.46 | 13.40 |
| | | Stride length (m) | 5.32 | 5.99 |
| | | Stride duration (s) | 0.458 | 0.447 |
| | | Stride efficiency (%) | 44.27 | 56.15 |
| | | Stride count | 37.58 | 33.36 |

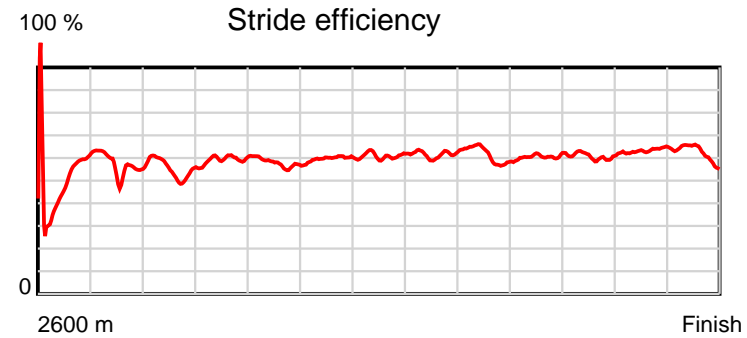
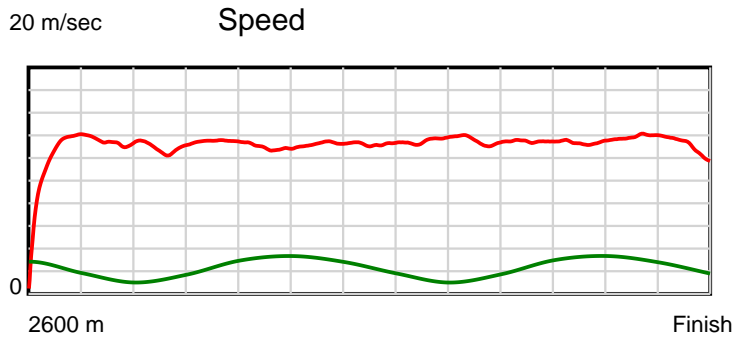
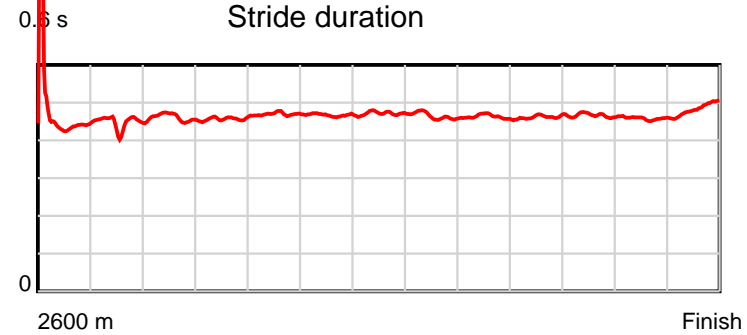
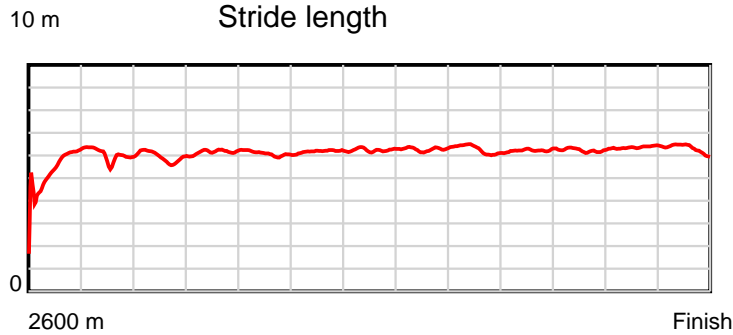
Disclaimer.

HRNZ and NZMTC and Thoroughbred Ratings Pty Ltd accepts no responsibility for the completeness or accuracy of any of the information contained herein, and makes no representations about its suitability for any particular purpose. Users should make their own judgements about those matters and/or seek independent advice. You assume all risks associated with use of the data provided on this page.

Race Results

April 20, 2018, Race 9, TELTRAC COMMUNICATIONS LTD PACE, Distance 2600m, Addington - Survey 3200m

| Result | TAB no. | Horse (Barrier) | 2200m to | 2000m to | 1800m to | 1600m to | 1400m to | 1200m to | 1000m to | 800m to | 600m to | 400m to | 200m to | Total or | Margin |
|--------|---------|------------------------------|--------------|--------------|--------------|--------------|--------------|--------------|-------------|-------------|-------------|-------------|-----------|----------------|--------|
| 11th | 1 | Tin Roof Blues (1) | 2000m | 1800m | 1600m | 1400m | 1200m | 1000m | 800m | 600m | 400m | 200m | WP | Average | |
| | | Position in running (margin) | 7(9.2) | 8(9.3) | 8(11.7) | 8(10.6) | 8(9.4) | 10(7.7) | 10(7.0) | 10(7.1) | 11(6.6) | 10(7.0) | 9(8.0) | | 13.70 |
| | | Sectional time (s) | 15.72 | 14.97 | 15.57 | 15.32 | 15.02 | 15.01 | 14.77 | 14.86 | 15.06 | 14.57 | 15.43 | | |
| | | Cumulative time (s) | 166.30 | 150.58 | 135.61 | 120.04 | 104.72 | 89.70 | 74.69 | 59.92 | 45.06 | 30.00 | 15.43 | 3:18.67 | |
| | | Speed (m/s) | 12.72 | 13.36 | 12.85 | 13.05 | 13.32 | 13.32 | 13.54 | 13.46 | 13.28 | 13.73 | 12.96 | 13.09 | |
| | | Stride length (m) | 5.86 | 6.11 | 6.03 | 6.09 | 6.28 | 6.18 | 6.26 | 6.22 | 6.18 | 6.29 | 6.31 | 6.08 | |
| | | Stride duration (s) | 0.461 | 0.457 | 0.469 | 0.467 | 0.472 | 0.464 | 0.463 | 0.462 | 0.465 | 0.459 | 0.487 | 0.464 | |
| | | Stride efficiency (%) | 53.71 | 58.29 | 56.81 | 57.98 | 61.57 | 59.71 | 61.25 | 60.52 | 59.69 | 61.88 | 62.26 | 57.69 | |
| | | Stride count | 34.11 | 32.75 | 33.17 | 32.83 | 31.86 | 32.35 | 31.94 | 32.14 | 32.36 | 31.78 | 31.68 | 427.91 | |



Note: Horizontal distance axis grid lines are 200m furlongs.

Disclaimer.

HRNZ and NZMTC and Thoroughbred Ratings Pty Ltd accepts no responsibility for the completeness or accuracy of any of the information contained herein, and makes no representations about its suitability for any particular purpose. Users should make their own judgements about those matters and/or seek independent advice. You assume all risks associated with use of the data provided on this page.



Race Results



April 20, 2018, Race 9, TELTRAC COMMUNICATIONS LTD PACE, Distance 2600m, Addington - Survey 3200m

| Result | TAB no. | Horse (Barrier) | 2600 to | 2400m to |
|--------|---------|------------------------------|--------------|--------------|
| 12th | 14 | Pete's Dash (0) | 2400m | 2200m |
| | | Position in running (margin) | - | 12(25.0) |
| | | Sectional time (s) | 19.98 | 14.78 |
| | | Cumulative time (s) | 202.38 | 182.40 |
| | | Speed (m/s) | 10.01 | 13.53 |
| | | Stride length (m) | 4.98 | 6.24 |
| | | Stride duration (s) | 0.466 | 0.461 |
| | | Stride efficiency (%) | 38.83 | 60.75 |
| | | Stride count | 40.12 | 32.08 |

Disclaimer.

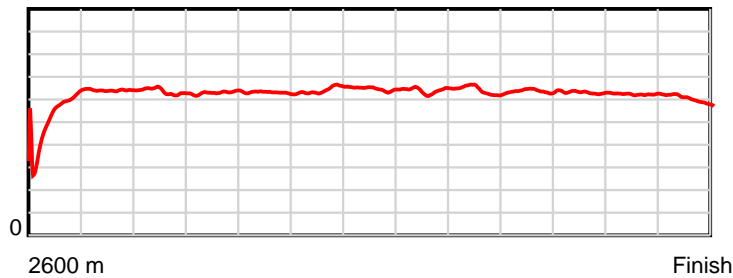
HRNZ and NZMTC and Thoroughbred Ratings Pty Ltd accepts no responsibility for the completeness or accuracy of any of the information contained herein, and makes no representations about its suitability for any particular purpose. Users should make their own judgements about those matters and/or seek independent advice. You assume all risks associated with use of the data provided on this page.

Race Results

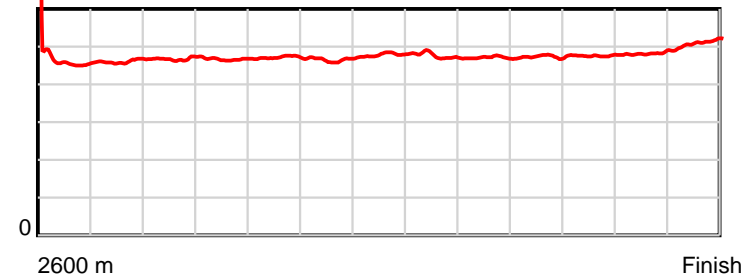
April 20, 2018, Race 9, TELTRAC COMMUNICATIONS LTD PACE, Distance 2600m, Addington - Survey 3200m

| Result | TAB no. | Horse (Barrier) | 2200m to | 2000m to | 1800m to | 1600m to | 1400m to | 1200m to | 1000m to | 800m to | 600m to | 400m to | 200m to | Total or | Margin |
|--------|---------|------------------------------|--------------|--------------|--------------|--------------|--------------|--------------|-------------|-------------|-------------|-------------|-----------|----------------|--------|
| 12th | 14 | Pete's Dash (0) | 2000m | 1800m | 1600m | 1400m | 1200m | 1000m | 800m | 600m | 400m | 200m | WP | Average | |
| | | Position in running (margin) | 12(25.0) | 12(21.3) | 12(22.4) | 12(18.5) | 11(12.3) | 12(10.0) | 12(9.4) | 12(9.7) | 12(10.1) | 12(12.0) | 12(20.5) | | 34.30 |
| | | Sectional time (s) | 15.09 | 14.76 | 15.09 | 14.49 | 14.93 | 15.02 | 14.82 | 15.00 | 15.32 | 15.81 | 17.29 | | |
| | | Cumulative time (s) | 167.62 | 152.53 | 137.77 | 122.68 | 108.19 | 93.26 | 78.24 | 63.42 | 48.42 | 33.10 | 17.29 | 3:22.38 | |
| | | Speed (m/s) | 13.25 | 13.55 | 13.25 | 13.80 | 13.40 | 13.32 | 13.50 | 13.33 | 13.05 | 12.65 | 11.57 | 12.85 | |
| | | Stride length (m) | 6.20 | 6.32 | 6.24 | 6.43 | 6.42 | 6.33 | 6.35 | 6.31 | 6.21 | 6.10 | 5.91 | 6.13 | |
| | | Stride duration (s) | 0.468 | 0.466 | 0.471 | 0.466 | 0.479 | 0.475 | 0.470 | 0.474 | 0.476 | 0.482 | 0.511 | 0.477 | |
| | | Stride efficiency (%) | 60.12 | 62.44 | 60.89 | 64.63 | 64.33 | 62.66 | 63.03 | 62.31 | 60.31 | 58.19 | 54.66 | 58.78 | |
| | | Stride count | 32.24 | 31.64 | 32.04 | 31.10 | 31.17 | 31.58 | 31.49 | 31.67 | 32.19 | 32.77 | 33.82 | 423.91 | |

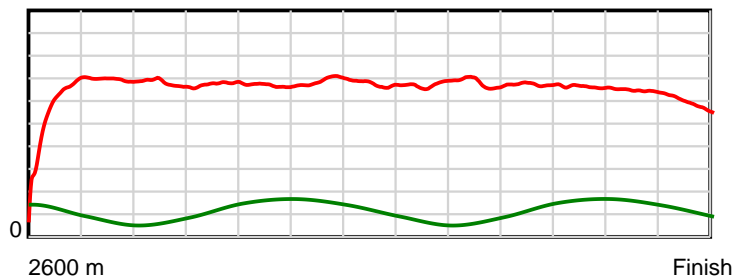
10 m Stride length



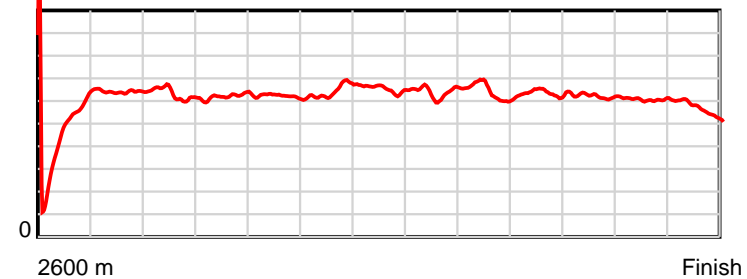
0.5 s Stride duration



20 m/sec Speed



100 % Stride efficiency



Note: Horizontal distance axis grid lines are 200m furlongs.

Disclaimer.

HRNZ and NZMTC and Thoroughbred Ratings Pty Ltd accepts no responsibility for the completeness or accuracy of any of the information contained herein, and makes no representations about its suitability for any particular purpose. Users should make their own judgements about those matters and/or seek independent advice. You assume all risks associated with use of the data provided on this page.



Race Results



April 20, 2018, Race 9, TELTRAC COMMUNICATIONS LTD PACE, Distance 2600m, Addington - Survey 3200m

| Result | TAB no. | Horse (Barrier) | 2600 to | 2400m to |
|--------|---------|------------------------------|--------------|--------------|
| 13th | 6 | Nucleus VC (6) | 2400m | 2200m |
| | | Position in running (margin) | - | 10(15.3) |
| | | Sectional time (s) | 28.73 | 14.93 |
| | | Cumulative time (s) | 208.73 | 180.00 |
| | | Speed (m/s) | 6.96 | 13.40 |
| | | Stride length (m) | 5.49 | 6.21 |
| | | Stride duration (s) | 0.488 | 0.463 |
| | | Stride efficiency (%) | 47.07 | 60.22 |
| | | Stride count | 36.44 | 32.22 |

Disclaimer.

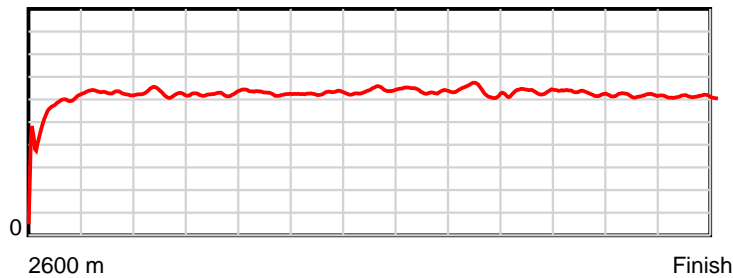
HRNZ and NZMTC and Thoroughbred Ratings Pty Ltd accepts no responsibility for the completeness or accuracy of any of the information contained herein, and makes no representations about its suitability for any particular purpose. Users should make their own judgements about those matters and/or seek independent advice. You assume all risks associated with use of the data provided on this page.

Race Results

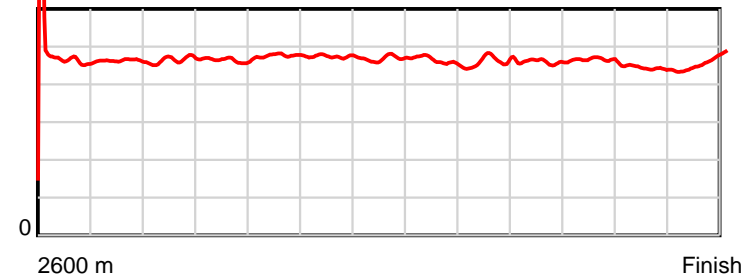
April 20, 2018, Race 9, TELTRAC COMMUNICATIONS LTD PACE, Distance 2600m, Addington - Survey 3200m

| Result | TAB no. | Horse (Barrier) | 2200m to | 2000m to | 1800m to | 1600m to | 1400m to | 1200m to | 1000m to | 800m to | 600m to | 400m to | 200m to | Total or | Margin |
|--------|---------|------------------------------|--------------|--------------|--------------|--------------|--------------|--------------|-------------|-------------|-------------|-------------|-----------|----------------|--------|
| 13th | 6 | Nucleus VC (6) | 2000m | 1800m | 1600m | 1400m | 1200m | 1000m | 800m | 600m | 400m | 200m | WP | Average | |
| | | Position in running (margin) | 10(16.2) | 10(13.0) | 10(14.8) | 10(13.0) | 12(12.6) | 11(9.0) | 11(7.6) | 11(8.3) | 10(6.2) | 11(7.0) | 10(9.0) | | 69.50 |
| | | Sectional time (s) | 15.17 | 14.88 | 15.44 | 15.45 | 14.72 | 14.88 | 14.87 | 14.59 | 15.13 | 14.74 | 15.20 | | |
| | | Cumulative time (s) | 165.07 | 149.90 | 135.02 | 119.58 | 104.13 | 89.41 | 74.53 | 59.66 | 45.07 | 29.94 | 15.20 | 3:28.73 | |
| | | Speed (m/s) | 13.18 | 13.44 | 12.95 | 12.94 | 13.59 | 13.44 | 13.45 | 13.71 | 13.22 | 13.57 | 13.16 | 12.46 | |
| | | Stride length (m) | 6.13 | 6.24 | 6.17 | 6.13 | 6.36 | 6.20 | 6.21 | 6.31 | 6.13 | 6.00 | 6.07 | 6.12 | |
| | | Stride duration (s) | 0.465 | 0.464 | 0.476 | 0.474 | 0.468 | 0.461 | 0.462 | 0.460 | 0.464 | 0.442 | 0.462 | 0.491 | |
| | | Stride efficiency (%) | 58.73 | 60.79 | 59.52 | 58.72 | 63.26 | 60.02 | 60.32 | 62.16 | 58.67 | 56.23 | 57.63 | 58.51 | |
| | | Stride count | 32.62 | 32.07 | 32.41 | 32.63 | 31.43 | 32.27 | 32.19 | 31.71 | 32.64 | 33.34 | 32.93 | 424.90 | |

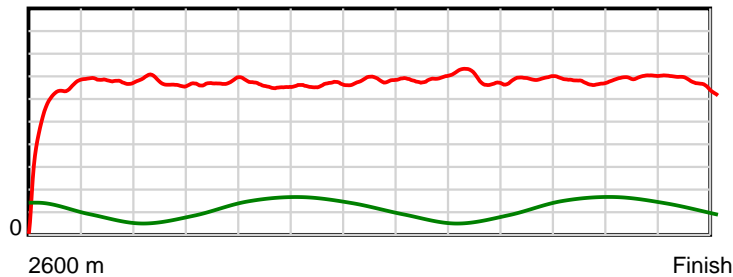
10 m Stride length



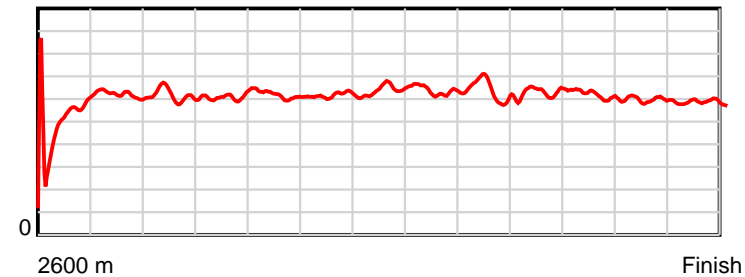
0.5 s Stride duration



20 m/sec Speed



100 % Stride efficiency



Note: Horizontal distance axis grid lines are 200m furlongs.

Disclaimer.

HRNZ and NZMTC and Thoroughbred Ratings Pty Ltd accepts no responsibility for the completeness or accuracy of any of the information contained herein, and makes no representations about its suitability for any particular purpose. Users should make their own judgements about those matters and/or seek independent advice. You assume all risks associated with use of the data provided on this page.