



Race Results

Timaru H.R.C., HRNZ, April 26, 2018

Compilation date: April 26, 2018, 9:16:16 PM (NZST)

Copyright © 2018 HRNZ and NZMTC. All rights reserved.

Trademarks.

StrideMASTER is a registered trademark of Thoroughbred Ratings Pty Ltd.

Disclaimer.

HRNZ and NZMTC and Thoroughbred Ratings Pty Ltd accepts no responsibility for the completeness or accuracy of any of the information contained herein, and makes no representations about its suitability for any particular purpose. Users should make their own judgements about those matters and/or seek independent advice. You assume all risks associated with use of the data provided on this page.



Race Results



April 26, 2018, Race 8, IAN WALKER HOME STRETCH TROT, Distance 2600m, Addington - Survey 3200m

Result	TAB no.	Horse (Barrier)	2600 to	2400m to
1st	3	Flyinova (3)	2400m	2200m
		Position in running (margin)	-	3(1.1)
		Sectional time (s)	17.86	15.68
		Cumulative time (s)	202.93	185.07
		Speed (m/s)	11.20	12.76
		Stride length (m)	5.57	6.14
		Stride duration (s)	0.484	0.482
		Stride efficiency (%)	48.40	58.95
		Stride count	35.94	32.56

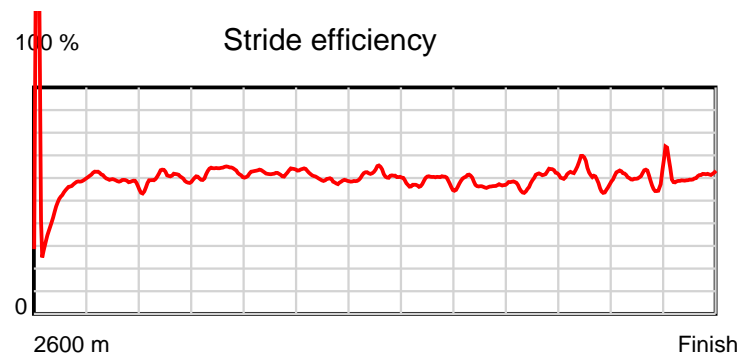
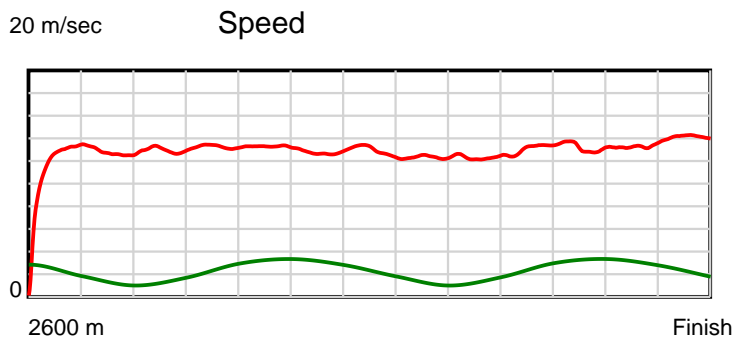
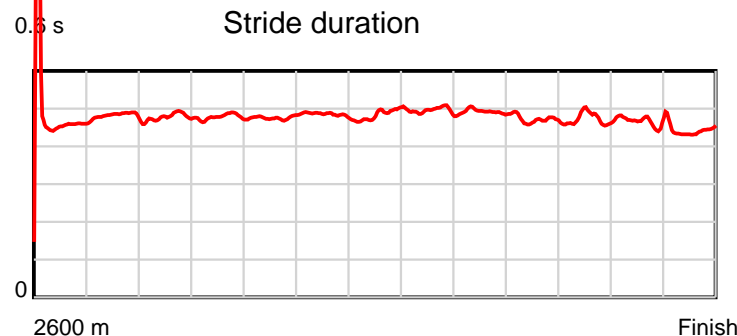
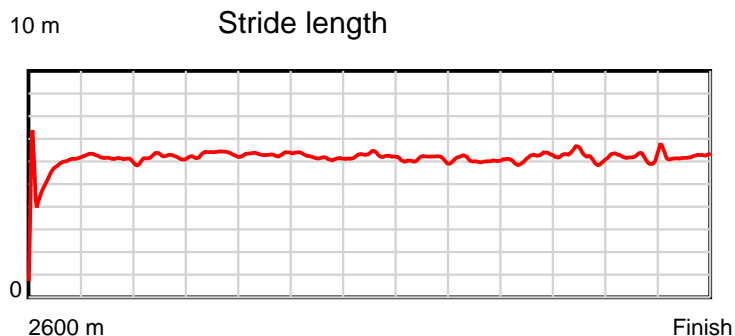
Disclaimer.

HRNZ and NZMTC and Thoroughbred Ratings Pty Ltd accepts no responsibility for the completeness or accuracy of any of the information contained herein, and makes no representations about its suitability for any particular purpose. Users should make their own judgements about those matters and/or seek independent advice. You assume all risks associated with use of the data provided on this page.

Race Results

April 26, 2018, Race 8, IAN WALKER HOME STRETCH TROT, Distance 2600m, Addington - Survey 3200m

Result	TAB no.	Horse (Barrier)	2200m to	2000m to	1800m to	1600m to	1400m to	1200m to	1000m to	800m to	600m to	400m to	200m to	Total or	Margin
1st	3	Flyinova (3)	2000m	1800m	1600m	1400m	1200m	1000m	800m	600m	400m	200m	WP	Average	
		Position in running (margin)	3(3.0)	3(2.4)	4(3.9)	4(4.3)	5(4.4)	5(4.7)	5(4.7)	5(4.6)	8(6.3)	6(6.0)	4(3.9)		0.00
		Sectional time (s)	15.54	15.16	15.21	15.72	15.55	16.15	16.27	15.26	15.36	14.95	14.22		
		Cumulative time (s)	169.39	153.85	138.69	123.48	107.76	92.21	76.06	59.79	44.53	29.17	14.22	3:22.93	
		Speed (m/s)	12.87	13.19	13.15	12.72	12.86	12.38	12.29	13.11	13.02	13.38	14.06	12.81	
		Stride length (m)	6.14	6.29	6.26	6.16	6.24	6.12	6.04	6.17	6.15	6.24	6.19	6.13	
		Stride duration (s)	0.477	0.477	0.476	0.484	0.485	0.494	0.492	0.471	0.472	0.466	0.440	0.478	
		Stride efficiency (%)	58.99	61.91	61.31	59.35	60.83	58.62	57.10	59.48	59.02	60.79	59.87	58.67	
		Stride count	32.55	31.77	31.93	32.45	32.06	32.65	33.09	32.42	32.54	32.07	32.31	424.34	



Note: Horizontal distance axis grid lines are 200m furlongs.

Disclaimer.

HRNZ and NZMTC and Thoroughbred Ratings Pty Ltd accepts no responsibility for the completeness or accuracy of any of the information contained herein, and makes no representations about its suitability for any particular purpose. Users should make their own judgements about those matters and/or seek independent advice. You assume all risks associated with use of the data provided on this page.



Race Results



April 26, 2018, Race 8, IAN WALKER HOME STRETCH TROT, Distance 2600m, Addington - Survey 3200m

Result	TAB no.	Horse (Barrier)	2600 to	2400m to
2nd	6	The Fox (6)	2400m	2200m
		Position in running (margin)	-	9(9.5)
		Sectional time (s)	19.39	15.34
		Cumulative time (s)	203.04	183.65
		Speed (m/s)	10.32	13.04
		Stride length (m)	5.72	6.09
		Stride duration (s)	0.531	0.467
		Stride efficiency (%)	51.17	57.87
		Stride count	34.95	32.87

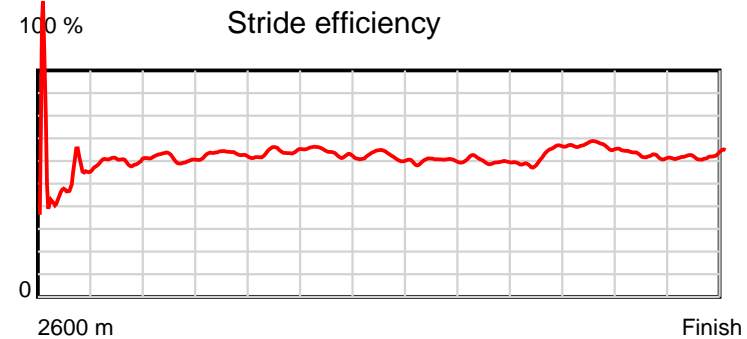
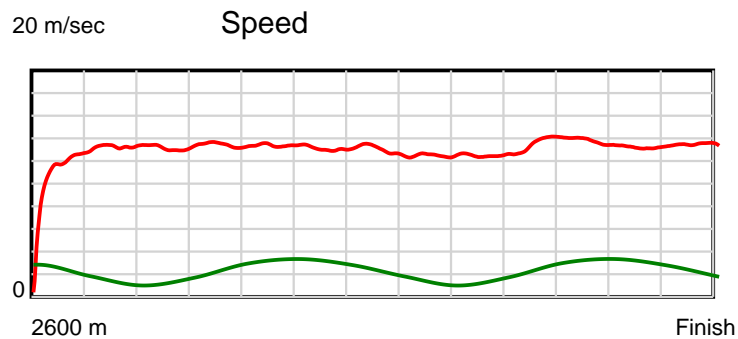
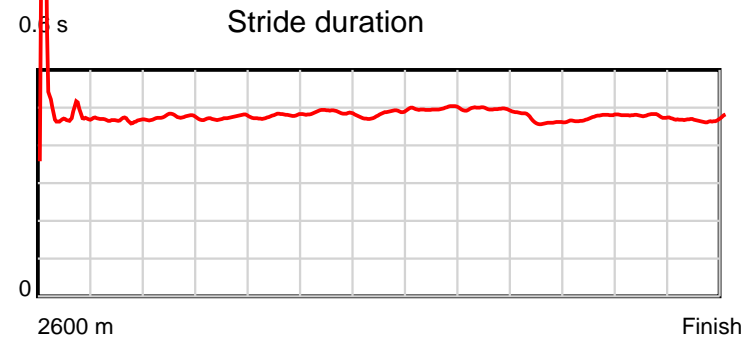
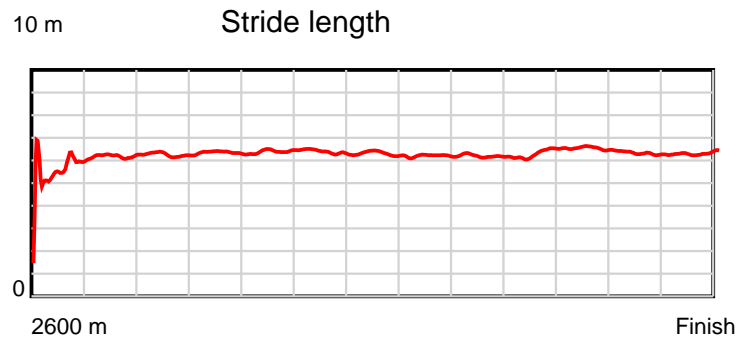
Disclaimer.

HRNZ and NZMTC and Thoroughbred Ratings Pty Ltd accepts no responsibility for the completeness or accuracy of any of the information contained herein, and makes no representations about its suitability for any particular purpose. Users should make their own judgements about those matters and/or seek independent advice. You assume all risks associated with use of the data provided on this page.

Race Results

April 26, 2018, Race 8, IAN WALKER HOME STRETCH TROT, Distance 2600m, Addington - Survey 3200m

Result	TAB no.	Horse (Barrier)	2200m to	2000m to	1800m to	1600m to	1400m to	1200m to	1000m to	800m to	600m to	400m to	200m to	Total or	Margin
2nd	6	The Fox (6)	2000m	1800m	1600m	1400m	1200m	1000m	800m	600m	400m	200m	WP	Average	
		Position in running (margin)	9(9.4)	7(7.6)	7(7.4)	7(7.2)	6(5.7)	6(5.0)	6(5.3)	6(5.3)	4(3.8)	1(0.0)	1(0.0)		0.60
		Sectional time (s)	15.34	14.89	15.11	15.45	15.38	16.19	16.28	14.73	14.78	15.30	14.86		
		Cumulative time (s)	168.31	152.97	138.08	122.97	107.52	92.14	75.95	59.67	44.94	30.16	14.86	3:23.04	
		Speed (m/s)	13.04	13.43	13.24	12.94	13.00	12.35	12.29	13.58	13.53	13.07	13.46	12.81	
		Stride length (m)	6.20	6.36	6.33	6.31	6.30	6.14	6.09	6.32	6.43	6.24	6.31	6.21	
		Stride duration (s)	0.475	0.473	0.478	0.487	0.485	0.497	0.496	0.466	0.475	0.477	0.469	0.485	
		Stride efficiency (%)	60.02	63.17	62.68	62.16	62.08	58.87	57.99	62.41	64.66	60.81	62.21	60.32	
		Stride count	32.27	31.46	31.58	31.71	31.73	32.58	32.83	31.65	31.09	32.06	31.70	418.48	



Note: Horizontal distance axis grid lines are 200m furlongs.

Disclaimer.

HRNZ and NZMTC and Thoroughbred Ratings Pty Ltd accepts no responsibility for the completeness or accuracy of any of the information contained herein, and makes no representations about its suitability for any particular purpose. Users should make their own judgements about those matters and/or seek independent advice. You assume all risks associated with use of the data provided on this page.



Race Results



April 26, 2018, Race 8, IAN WALKER HOME STRETCH TROT, Distance 2600m, Addington - Survey 3200m

Result	TAB no.	Horse (Barrier)	2600 to	2400m to
3rd	11	Miss Moppet (0)	2400m	2200m
		Position in running (margin)	-	5(3.6)
		Sectional time (s)	18.32	16.01
		Cumulative time (s)	203.51	185.19
		Speed (m/s)	10.92	12.49
		Stride length (m)	5.57	5.93
		Stride duration (s)	0.469	0.475
		Stride efficiency (%)	48.50	54.97
		Stride count	35.90	33.72

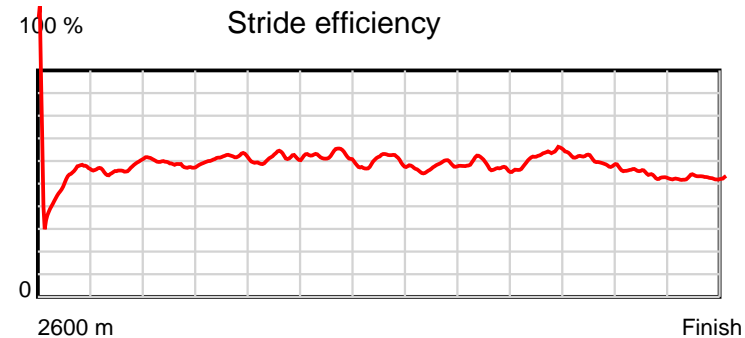
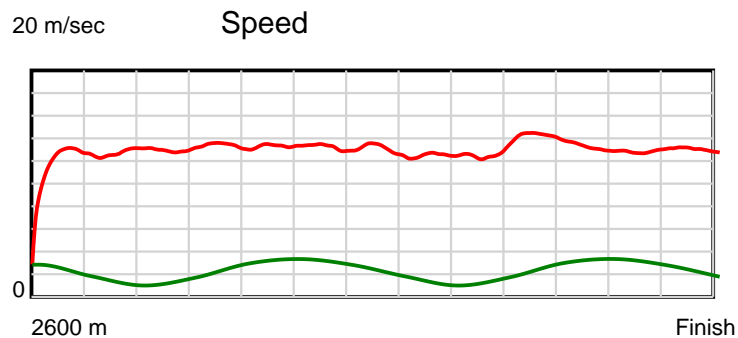
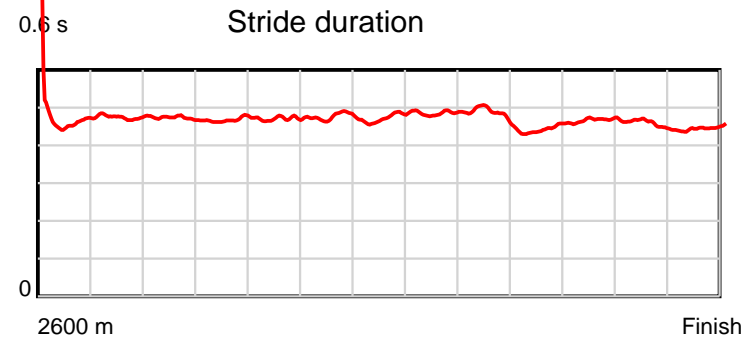
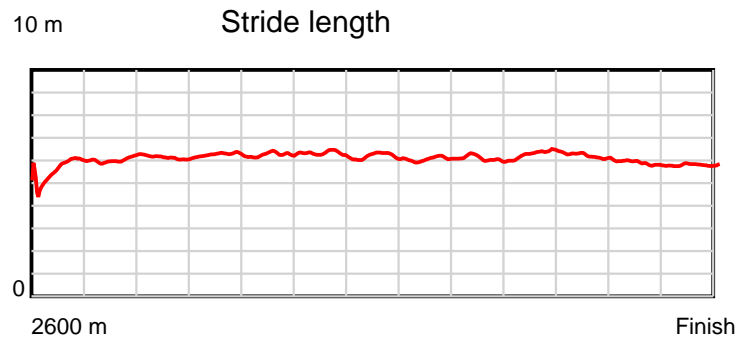
Disclaimer.

HRNZ and NZMTC and Thoroughbred Ratings Pty Ltd accepts no responsibility for the completeness or accuracy of any of the information contained herein, and makes no representations about its suitability for any particular purpose. Users should make their own judgements about those matters and/or seek independent advice. You assume all risks associated with use of the data provided on this page.

Race Results

April 26, 2018, Race 8, IAN WALKER HOME STRETCH TROT, Distance 2600m, Addington - Survey 3200m

Result	TAB no.	Horse (Barrier)	2200m to	2000m to	1800m to	1600m to	1400m to	1200m to	1000m to	800m to	600m to	400m to	200m to	Total or	Margin
3rd	11	Miss Moppet (0)	2000m	1800m	1600m	1400m	1200m	1000m	800m	600m	400m	200m	WP	Average	
		Position in running (margin)	7(7.6)	9(10.2)	9(10.2)	9(12.3)	8(8.9)	8(7.4)	7(6.2)	7(5.8)	1(0.0)	2(0.0)	2(0.4)		3.20
		Sectional time (s)	16.08	14.90	15.50	15.14	15.24	15.94	16.23	14.01	15.40	15.37	15.37		
		Cumulative time (s)	169.18	153.10	138.20	122.70	107.56	92.32	76.38	60.15	46.14	30.74	15.37	3:23.51	
		Speed (m/s)	12.44	13.42	12.90	13.21	13.12	12.55	12.32	14.28	12.99	13.01	13.01	12.78	
		Stride length (m)	5.88	6.28	6.08	6.29	6.22	6.09	5.92	6.34	6.07	5.94	5.81	6.02	
		Stride duration (s)	0.473	0.468	0.471	0.476	0.474	0.486	0.481	0.444	0.467	0.456	0.447	0.472	
		Stride efficiency (%)	53.94	61.60	57.82	61.78	60.45	58.03	54.83	62.89	57.56	55.06	52.73	56.72	
		Stride count	34.04	31.86	32.88	31.81	32.16	32.82	33.76	31.53	32.95	33.69	34.43	431.55	



Note: Horizontal distance axis grid lines are 200m furlongs.

Disclaimer.

HRNZ and NZMTC and Thoroughbred Ratings Pty Ltd accepts no responsibility for the completeness or accuracy of any of the information contained herein, and makes no representations about its suitability for any particular purpose. Users should make their own judgements about those matters and/or seek independent advice. You assume all risks associated with use of the data provided on this page.



Race Results



April 26, 2018, Race 8, IAN WALKER HOME STRETCH TROT, Distance 2600m, Addington - Survey 3200m

Result	TAB no.	Horse (Barrier)	2600 to	2400m to
4th	9	My Eyre (9)	2400m	2200m
		Position in running (margin)	-	2(0.0)
		Sectional time (s)	17.61	15.57
		Cumulative time (s)	204.01	186.40
		Speed (m/s)	11.36	12.85
		Stride length (m)	5.45	6.10
		Stride duration (s)	0.466	0.475
		Stride efficiency (%)	46.45	58.14
		Stride count	36.68	32.79

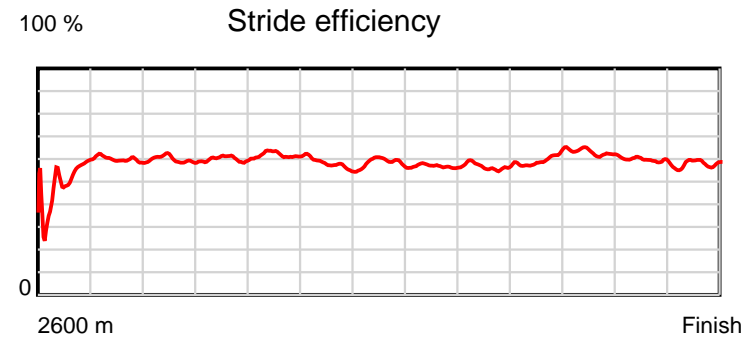
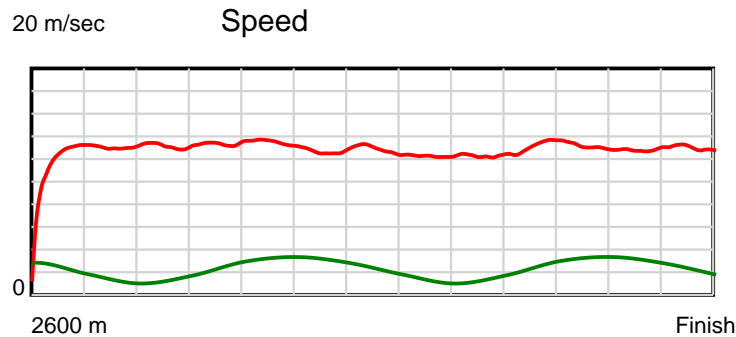
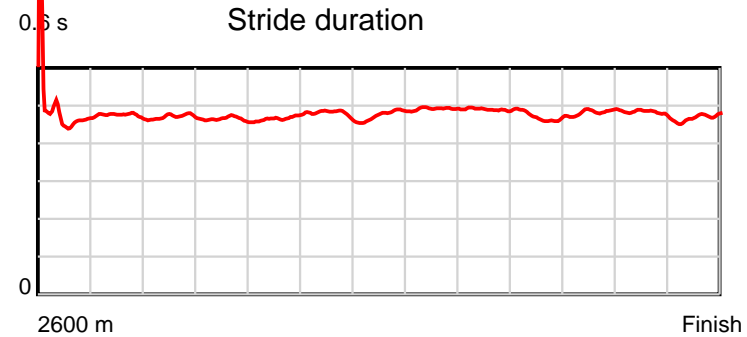
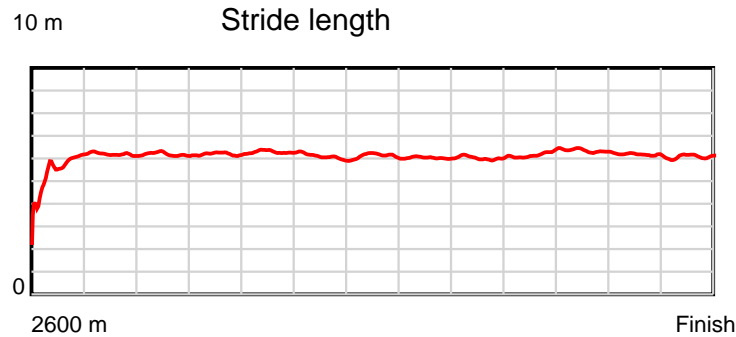
Disclaimer.

HRNZ and NZMTC and Thoroughbred Ratings Pty Ltd accepts no responsibility for the completeness or accuracy of any of the information contained herein, and makes no representations about its suitability for any particular purpose. Users should make their own judgements about those matters and/or seek independent advice. You assume all risks associated with use of the data provided on this page.

Race Results

April 26, 2018, Race 8, IAN WALKER HOME STRETCH TROT, Distance 2600m, Addington - Survey 3200m

Result	TAB no.	Horse (Barrier)	2200m to	2000m to	1800m to	1600m to	1400m to	1200m to	1000m to	800m to	600m to	400m to	200m to	Total or	Margin
4th	9	My Eyre (9)	2000m	1800m	1600m	1400m	1200m	1000m	800m	600m	400m	200m	WP	Average	
		Position in running (margin)	2(1.3)	1(0.0)	1(0.0)	1(0.0)	1(0.0)	1(0.0)	1(0.0)	1(0.0)	2(1.3)	3(1.6)	3(3.4)		6.00
		Sectional time (s)	15.42	14.91	15.15	15.70	15.49	16.14	16.29	15.20	15.44	15.60	15.49		
		Cumulative time (s)	170.83	155.41	140.50	125.35	109.65	94.16	78.02	61.73	46.53	31.09	15.49	3:24.01	
		Speed (m/s)	12.97	13.41	13.20	12.74	12.91	12.39	12.28	13.16	12.95	12.82	12.91	12.74	
		Stride length (m)	6.10	6.23	6.17	6.09	6.16	6.10	6.02	6.18	6.26	6.16	6.06	6.08	
		Stride duration (s)	0.471	0.464	0.467	0.478	0.477	0.492	0.490	0.470	0.483	0.480	0.469	0.477	
		Stride efficiency (%)	58.17	60.62	59.44	57.93	59.20	58.13	56.58	59.73	61.20	59.28	57.29	57.67	
		Stride count	32.78	32.11	32.43	32.85	32.49	32.79	33.24	32.35	31.96	32.47	33.03	427.97	



Note: Horizontal distance axis grid lines are 200m furlongs.

Disclaimer.

HRNZ and NZMTC and Thoroughbred Ratings Pty Ltd accepts no responsibility for the completeness or accuracy of any of the information contained herein, and makes no representations about its suitability for any particular purpose. Users should make their own judgements about those matters and/or seek independent advice. You assume all risks associated with use of the data provided on this page.



Race Results



April 26, 2018, Race 8, IAN WALKER HOME STRETCH TROT, Distance 2600m, Addington - Survey 3200m

Result	TAB no.	Horse (Barrier)	2600 to	2400m to
5th	4	Heavenly Love (4)	2400m	2200m
		Position in running (margin)	-	6(4.7)
		Sectional time (s)	18.38	15.65
		Cumulative time (s)	204.05	185.67
		Speed (m/s)	10.88	12.78
		Stride length (m)	5.89	6.07
		Stride duration (s)	0.534	0.475
		Stride efficiency (%)	54.14	57.66
		Stride count	33.98	32.93

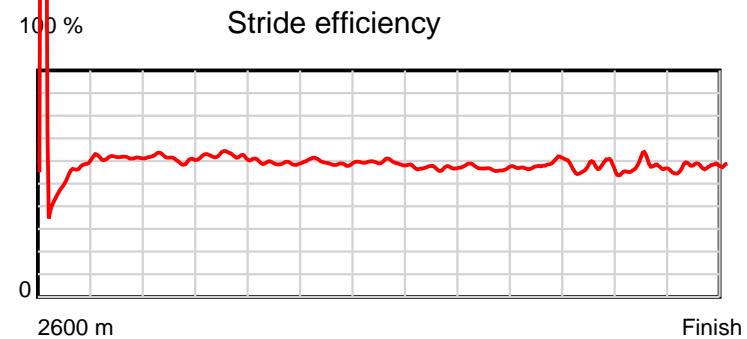
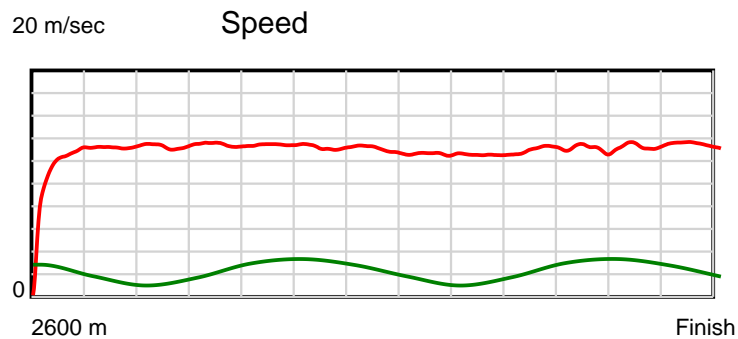
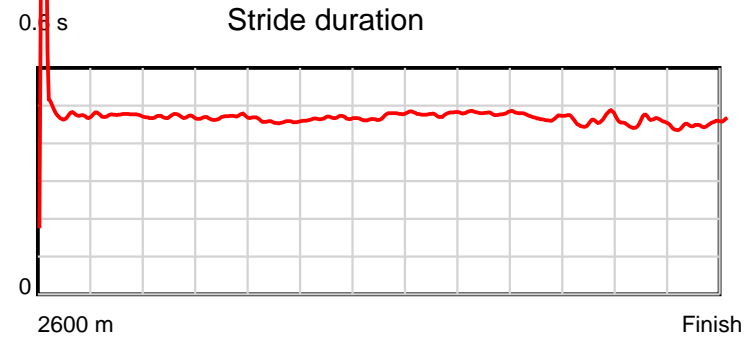
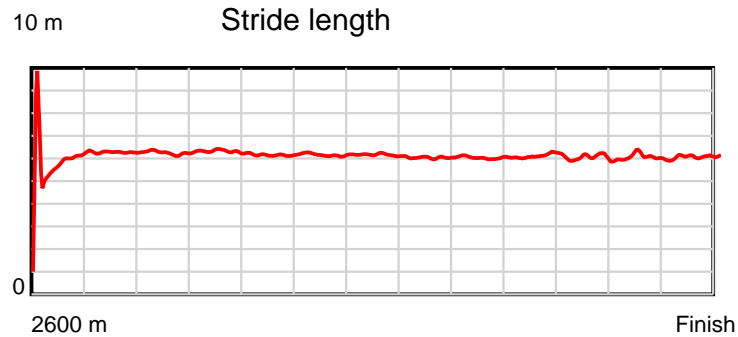
Disclaimer.

HRNZ and NZMTC and Thoroughbred Ratings Pty Ltd accepts no responsibility for the completeness or accuracy of any of the information contained herein, and makes no representations about its suitability for any particular purpose. Users should make their own judgements about those matters and/or seek independent advice. You assume all risks associated with use of the data provided on this page.

Race Results

April 26, 2018, Race 8, IAN WALKER HOME STRETCH TROT, Distance 2600m, Addington - Survey 3200m

Result	TAB no.	Horse (Barrier)	2200m to	2000m to	1800m to	1600m to	1400m to	1200m to	1000m to	800m to	600m to	400m to	200m to	Total or	Margin
5th	4	Heavenly Love (4)	2000m	1800m	1600m	1400m	1200m	1000m	800m	600m	400m	200m	WP	Average	
		Position in running (margin)	6(6.5)	6(5.6)	5(5.5)	5(5.1)	4(2.9)	4(2.5)	4(3.1)	4(3.4)	6(5.7)	7(6.6)	7(6.4)		6.20
		Sectional time (s)	15.49	14.90	15.08	15.34	15.43	16.24	16.34	15.37	15.54	15.27	15.02		
		Cumulative time (s)	170.02	154.53	139.63	124.55	109.21	93.78	77.54	61.20	45.83	30.29	15.02	3:24.05	
		Speed (m/s)	12.91	13.42	13.26	13.04	12.96	12.32	12.24	13.01	12.87	13.10	13.32	12.74	
		Stride length (m)	6.07	6.31	6.07	6.09	6.13	5.88	5.89	6.11	5.92	5.94	6.04	6.03	
		Stride duration (s)	0.470	0.470	0.458	0.467	0.473	0.478	0.481	0.469	0.460	0.454	0.453	0.473	
		Stride efficiency (%)	57.51	62.16	57.56	57.94	58.68	54.08	54.17	58.26	54.82	55.18	56.99	56.79	
		Stride count	32.97	31.71	32.95	32.84	32.64	34.00	33.97	32.75	33.77	33.66	33.12	431.29	



Note: Horizontal distance axis grid lines are 200m furlongs.

Disclaimer.

HRNZ and NZMTC and Thoroughbred Ratings Pty Ltd accepts no responsibility for the completeness or accuracy of any of the information contained herein, and makes no representations about its suitability for any particular purpose. Users should make their own judgements about those matters and/or seek independent advice. You assume all risks associated with use of the data provided on this page.



Race Results



April 26, 2018, Race 8, IAN WALKER HOME STRETCH TROT, Distance 2600m, Addington - Survey 3200m

Result	TAB no.	Horse (Barrier)	2600 to	2400m to
6th	10	Breaking Bad (10)	2400m	2200m
		Position in running (margin)	-	7(5.2)
		Sectional time (s)	18.43	16.77
		Cumulative time (s)	205.01	186.58
		Speed (m/s)	10.85	11.93
		Stride length (m)	4.99	5.43
		Stride duration (s)	0.463	0.455
		Stride efficiency (%)	38.91	46.10
		Stride count	40.08	36.82

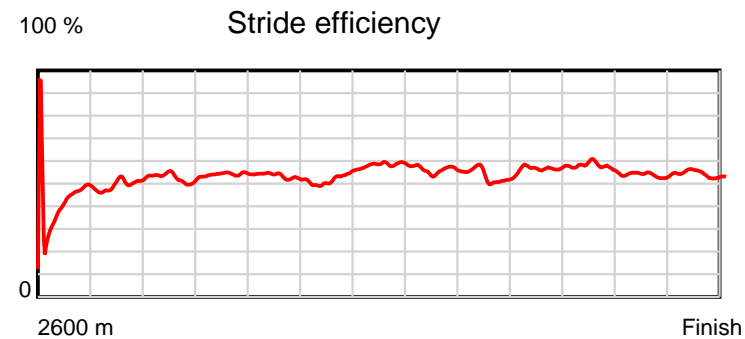
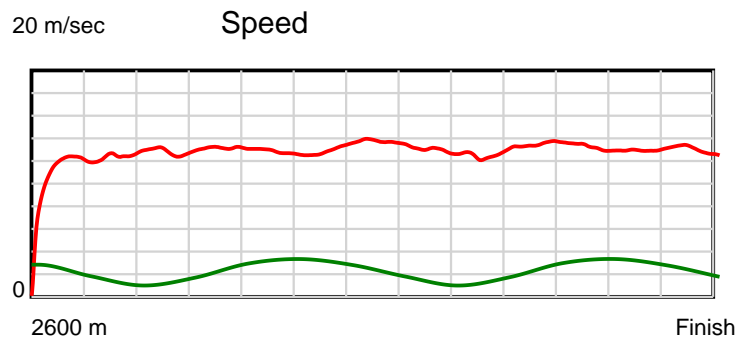
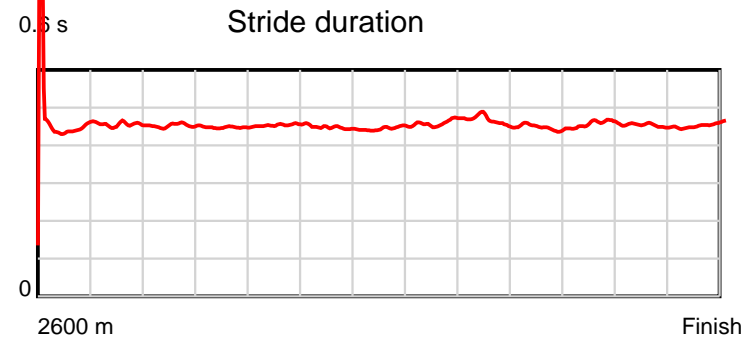
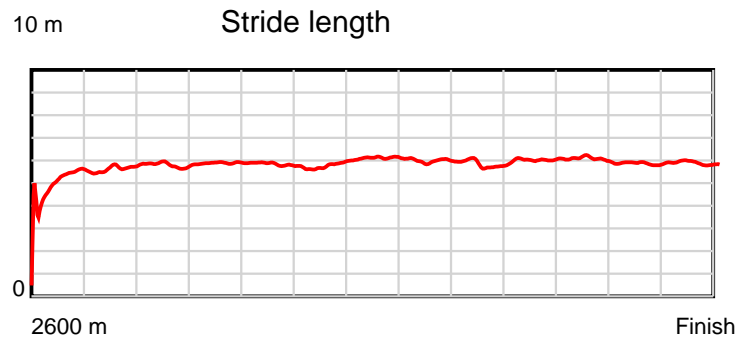
Disclaimer.

HRNZ and NZMTC and Thoroughbred Ratings Pty Ltd accepts no responsibility for the completeness or accuracy of any of the information contained herein, and makes no representations about its suitability for any particular purpose. Users should make their own judgements about those matters and/or seek independent advice. You assume all risks associated with use of the data provided on this page.

Race Results

April 26, 2018, Race 8, IAN WALKER HOME STRETCH TROT, Distance 2600m, Addington - Survey 3200m

Result	TAB no.	Horse (Barrier)	2200m to	2000m to	1800m to	1600m to	1400m to	1200m to	1000m to	800m to	600m to	400m to	200m to	Total or	Margin
6th	10	Breaking Bad (10)	2000m	1800m	1600m	1400m	1200m	1000m	800m	600m	400m	200m	WP	Average	
		Position in running (margin)	10(13.7)	10(14.5)	10(16.1)	10(19.3)	10(18.6)	10(12.8)	10(9.4)	9(8.6)	9(7.9)	9(8.6)	8(9.2)		11.60
		Sectional time (s)	15.78	15.16	15.70	15.58	14.53	15.57	16.16	14.86	15.51	15.40	15.56		
		Cumulative time (s)	169.81	154.03	138.87	123.17	107.59	93.06	77.49	61.33	46.47	30.96	15.56	3:25.01	
		Speed (m/s)	12.67	13.19	12.74	12.84	13.76	12.85	12.38	13.46	12.89	12.99	12.85	12.68	
		Stride length (m)	5.73	5.91	5.79	5.73	6.14	5.92	5.75	6.02	5.90	5.88	5.84	5.76	
		Stride duration (s)	0.452	0.448	0.454	0.447	0.446	0.461	0.464	0.448	0.458	0.453	0.454	0.454	
		Stride efficiency (%)	51.38	54.52	52.34	51.34	58.82	54.79	51.61	56.68	54.41	54.05	53.24	51.79	
		Stride count	34.88	33.86	34.56	34.89	32.60	33.78	34.80	33.21	33.90	34.01	34.26	451.65	



Note: Horizontal distance axis grid lines are 200m furlongs.

Disclaimer.

HRNZ and NZMTC and Thoroughbred Ratings Pty Ltd accepts no responsibility for the completeness or accuracy of any of the information contained herein, and makes no representations about its suitability for any particular purpose. Users should make their own judgements about those matters and/or seek independent advice. You assume all risks associated with use of the data provided on this page.



Race Results



April 26, 2018, Race 8, IAN WALKER HOME STRETCH TROT, Distance 2600m, Addington - Survey 3200m

Result	TAB no.	Horse (Barrier)	2600 to 2400m	2400m to 2200m
7th	2	Sea Rover (2)		
		Position in running (margin)	-	8(5.3)
		Sectional time (s)	18.52	15.32
		Cumulative time (s)	205.04	186.52
		Speed (m/s)	10.80	13.05
		Stride length (m)	5.57	6.54
		Stride duration (s)	0.495	0.501
		Stride efficiency (%)	48.56	66.80
		Stride count	35.88	30.59

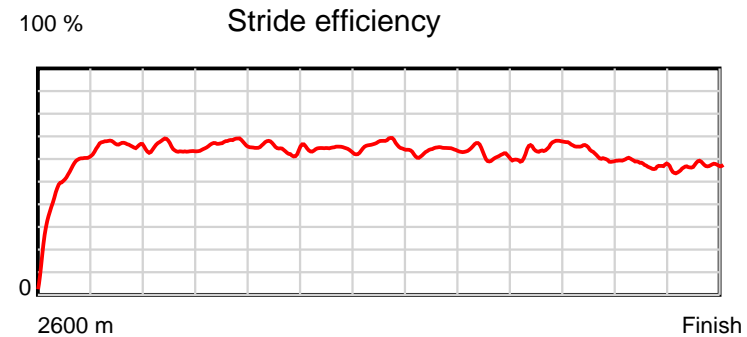
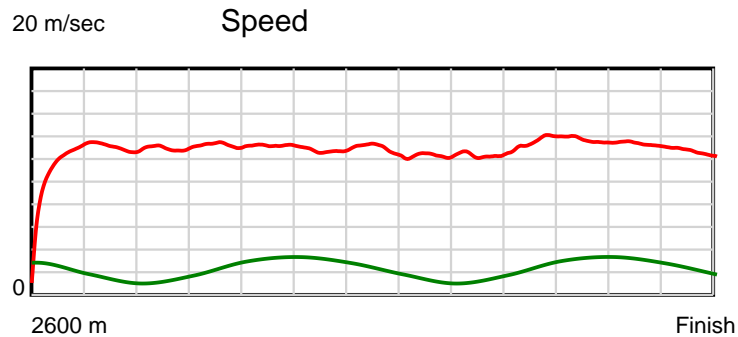
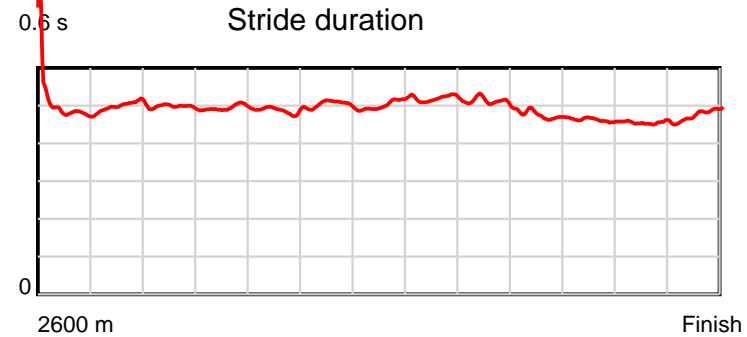
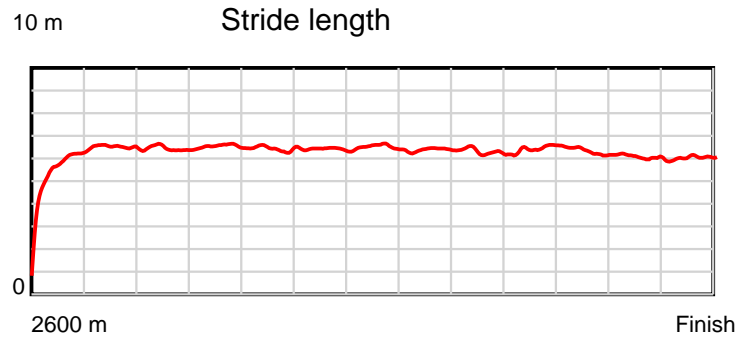
Disclaimer.

HRNZ and NZMTC and Thoroughbred Ratings Pty Ltd accepts no responsibility for the completeness or accuracy of any of the information contained herein, and makes no representations about its suitability for any particular purpose. Users should make their own judgements about those matters and/or seek independent advice. You assume all risks associated with use of the data provided on this page.

Race Results

April 26, 2018, Race 8, IAN WALKER HOME STRETCH TROT, Distance 2600m, Addington - Survey 3200m

Result	TAB no.	Horse (Barrier)	2200m to	2000m to	1800m to	1600m to	1400m to	1200m to	1000m to	800m to	600m to	400m to	200m to	Total or	Margin
7th	2	Sea Rover (2)	2000m	1800m	1600m	1400m	1200m	1000m	800m	600m	400m	200m	WP	Average	
		Position in running (margin)	5(5.1)	5(4.8)	6(6.0)	6(6.7)	7(6.5)	7(6.2)	8(6.8)	8(7.1)	7(6.1)	5(5.4)	6(5.8)		11.70
		Sectional time (s)	15.59	15.11	15.26	15.67	15.45	16.24	16.34	14.81	15.29	15.37	16.07		
		Cumulative time (s)	171.20	155.61	140.50	125.24	109.57	94.12	77.88	61.54	46.73	31.44	16.07	3:25.04	
		Speed (m/s)	12.83	13.24	13.11	12.76	12.94	12.32	12.24	13.50	13.08	13.01	12.45	12.68	
		Stride length (m)	6.37	6.55	6.39	6.42	6.51	6.40	6.25	6.42	6.04	5.91	5.98	6.24	
		Stride duration (s)	0.497	0.495	0.488	0.503	0.503	0.519	0.511	0.475	0.462	0.454	0.481	0.492	
		Stride efficiency (%)	63.39	66.97	63.86	64.46	66.19	63.97	61.10	64.31	56.97	54.50	55.89	60.92	
		Stride count	31.40	30.55	31.29	31.14	30.73	31.26	31.98	31.18	33.12	33.87	33.44	416.43	



Note: Horizontal distance axis grid lines are 200m furlongs.

Disclaimer.

HRNZ and NZMTC and Thoroughbred Ratings Pty Ltd accepts no responsibility for the completeness or accuracy of any of the information contained herein, and makes no representations about its suitability for any particular purpose. Users should make their own judgements about those matters and/or seek independent advice. You assume all risks associated with use of the data provided on this page.



Race Results



April 26, 2018, Race 8, IAN WALKER HOME STRETCH TROT, Distance 2600m, Addington - Survey 3200m

Result	TAB no.	Horse (Barrier)	2600 to	2400m to
8th	7	Ali Lindenny (7)	2400m	2200m
		Position in running (margin)	-	1(0.0)
		Sectional time (s)	17.70	15.35
		Cumulative time (s)	205.15	187.45
		Speed (m/s)	11.30	13.03
		Stride length (m)	4.86	5.59
		Stride duration (s)	0.429	0.429
		Stride efficiency (%)	36.89	48.75
		Stride count	41.16	35.81

Disclaimer.

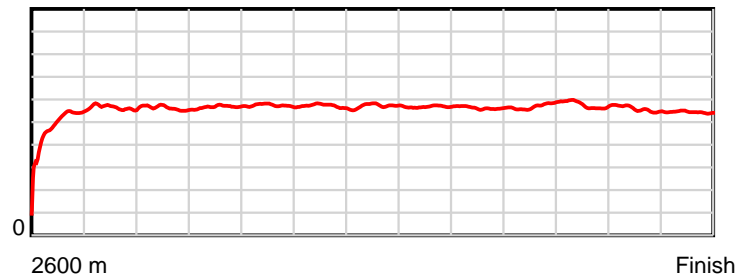
HRNZ and NZMTC and Thoroughbred Ratings Pty Ltd accepts no responsibility for the completeness or accuracy of any of the information contained herein, and makes no representations about its suitability for any particular purpose. Users should make their own judgements about those matters and/or seek independent advice. You assume all risks associated with use of the data provided on this page.

Race Results

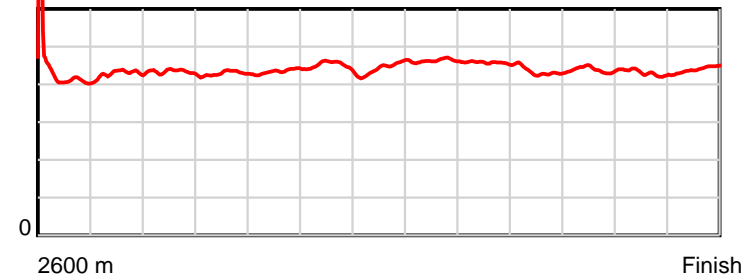
April 26, 2018, Race 8, IAN WALKER HOME STRETCH TROT, Distance 2600m, Addington - Survey 3200m

Result	TAB no.	Horse (Barrier)	2200m to	2000m to	1800m to	1600m to	1400m to	1200m to	1000m to	800m to	600m to	400m to	200m to	Total or	Margin
8th	7	Ali Lindenny (7)	2000m	1800m	1600m	1400m	1200m	1000m	800m	600m	400m	200m	WP	Average	
		Position in running (margin)	1(0.0)	2(0.3)	2(1.8)	3(2.4)	3(1.5)	3(1.5)	3(2.0)	3(2.9)	5(3.9)	4(4.1)	5(4.9)		12.40
		Sectional time (s)	15.69	15.17	15.25	15.56	15.49	16.22	16.44	15.16	15.43	15.44	16.25		
		Cumulative time (s)	172.10	156.41	141.24	125.99	110.43	94.94	78.72	62.28	47.12	31.69	16.25	3:25.15	
		Speed (m/s)	12.75	13.18	13.11	12.85	12.91	12.33	12.17	13.19	12.96	12.95	12.31	12.67	
		Stride length (m)	5.53	5.66	5.70	5.78	5.73	5.70	5.56	5.72	5.69	5.57	5.43	5.57	
		Stride duration (s)	0.434	0.429	0.435	0.450	0.444	0.462	0.457	0.433	0.439	0.430	0.441	0.439	
		Stride efficiency (%)	47.76	50.02	50.81	52.28	51.37	50.77	48.39	51.10	50.60	48.48	46.06	48.45	
		Stride count	36.18	35.35	35.08	34.58	34.88	35.09	35.94	34.97	35.15	35.91	36.84	466.94	

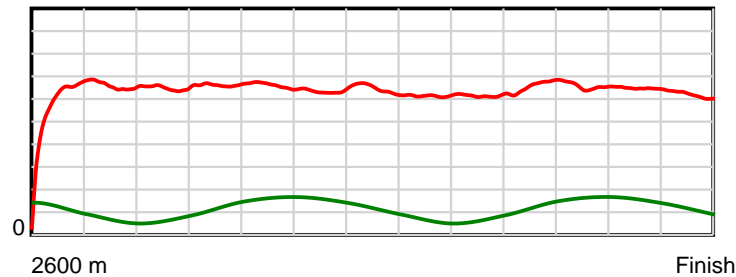
10 m Stride length



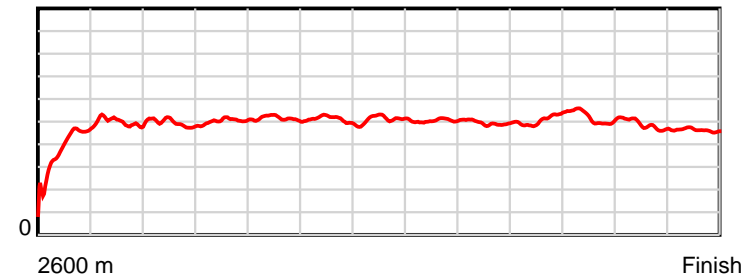
0.5 s Stride duration



20 m/sec Speed



100 % Stride efficiency



Note: Horizontal distance axis grid lines are 200m furlongs.

Disclaimer.

HRNZ and NZMTC and Thoroughbred Ratings Pty Ltd accepts no responsibility for the completeness or accuracy of any of the information contained herein, and makes no representations about its suitability for any particular purpose. Users should make their own judgements about those matters and/or seek independent advice. You assume all risks associated with use of the data provided on this page.



Race Results



April 26, 2018, Race 8, IAN WALKER HOME STRETCH TROT, Distance 2600m, Addington - Survey 3200m

Result	TAB no.	Horse (Barrier)	2600 to	2400m to
9th	1	Elvis P (1)	2400m	2200m
		Position in running (margin)	-	10(11.3)
		Sectional time (s)	19.49	15.03
		Cumulative time (s)	208.95	189.46
		Speed (m/s)	10.26	13.31
		Stride length (m)	5.32	6.07
		Stride duration (s)	0.472	0.456
		Stride efficiency (%)	44.18	57.49
		Stride count	37.61	32.97

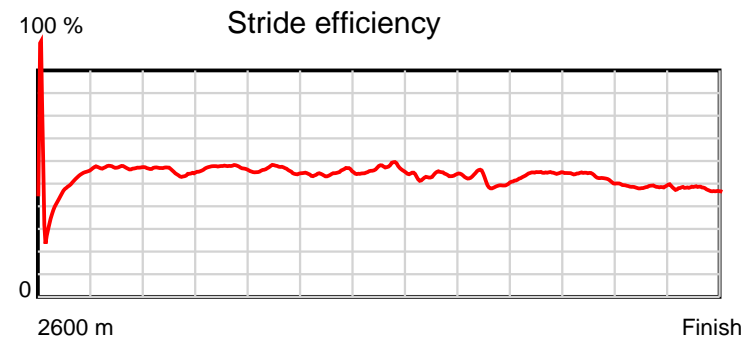
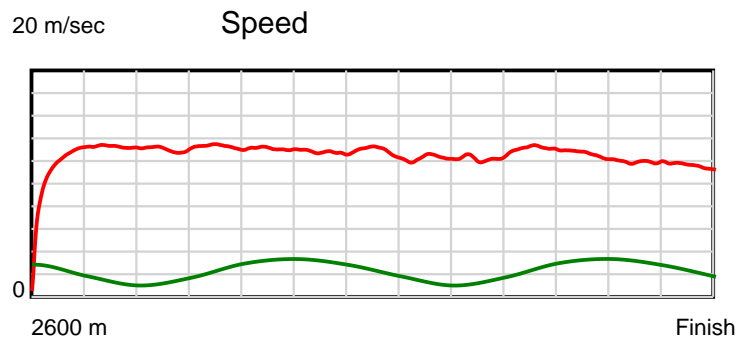
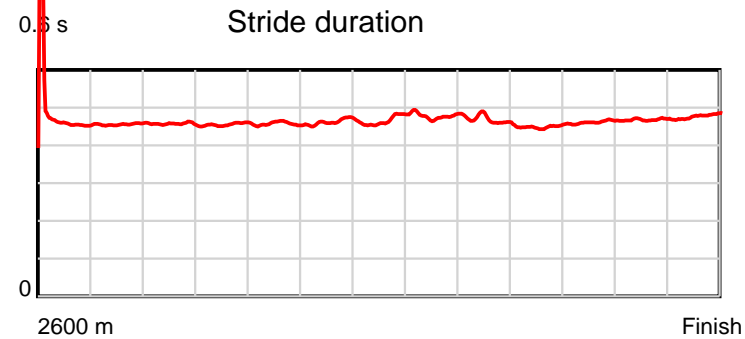
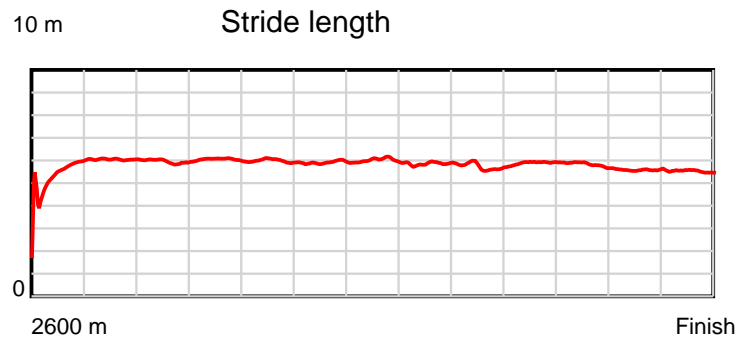
Disclaimer.

HRNZ and NZMTC and Thoroughbred Ratings Pty Ltd accepts no responsibility for the completeness or accuracy of any of the information contained herein, and makes no representations about its suitability for any particular purpose. Users should make their own judgements about those matters and/or seek independent advice. You assume all risks associated with use of the data provided on this page.

Race Results

April 26, 2018, Race 8, IAN WALKER HOME STRETCH TROT, Distance 2600m, Addington - Survey 3200m

Result	TAB no.	Horse (Barrier)	2200m to	2000m to	1800m to	1600m to	1400m to	1200m to	1000m to	800m to	600m to	400m to	200m to	Total or	Margin
9th	1	Elvis P (1)	2000m	1800m	1600m	1400m	1200m	1000m	800m	600m	400m	200m	WP	Average	
		Position in running (margin)	8(9.3)	8(8.2)	8(8.1)	8(10.1)	9(9.9)	9(9.9)	9(9.1)	10(8.7)	10(9.7)	10(14.8)	10(23.2)		33.50
		Sectional time (s)	15.45	14.88	15.49	15.67	15.50	16.02	16.22	15.14	16.25	16.71	17.10		
		Cumulative time (s)	174.43	158.98	144.10	128.61	112.94	97.44	81.42	65.20	50.06	33.81	17.10	3:28.95	
		Speed (m/s)	12.94	13.44	12.91	12.76	12.90	12.48	12.33	13.21	12.31	11.97	11.70	12.44	
		Stride length (m)	5.91	6.12	5.90	5.91	6.02	5.97	5.77	5.93	5.68	5.60	5.58	5.82	
		Stride duration (s)	0.457	0.456	0.457	0.463	0.467	0.478	0.468	0.449	0.462	0.468	0.477	0.468	
		Stride efficiency (%)	54.67	58.59	54.40	54.50	56.66	55.72	52.02	54.93	50.44	49.02	48.69	52.95	
		Stride count	33.81	32.66	33.90	33.87	33.21	33.49	34.66	33.73	35.20	35.71	35.83	446.65	



Note: Horizontal distance axis grid lines are 200m furlongs.

Disclaimer.

HRNZ and NZMTC and Thoroughbred Ratings Pty Ltd accepts no responsibility for the completeness or accuracy of any of the information contained herein, and makes no representations about its suitability for any particular purpose. Users should make their own judgements about those matters and/or seek independent advice. You assume all risks associated with use of the data provided on this page.



Race Results



April 26, 2018, Race 8, IAN WALKER HOME STRETCH TROT, Distance 2600m, Addington - Survey 3200m

Result	TAB no.	Horse (Barrier)	2600 to	2400m to
10th	5	Alpine Sun (5)	2400m	2200m
		Position in running (margin)	-	4(3.1)
		Sectional time (s)	18.24	15.53
		Cumulative time (s)	209.43	191.19
		Speed (m/s)	10.97	12.88
		Stride length (m)	5.49	6.01
		Stride duration (s)	0.485	0.467
		Stride efficiency (%)	47.12	56.53
		Stride count	36.42	33.25

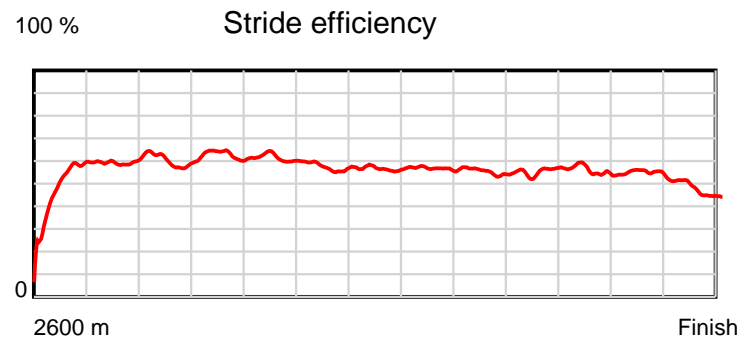
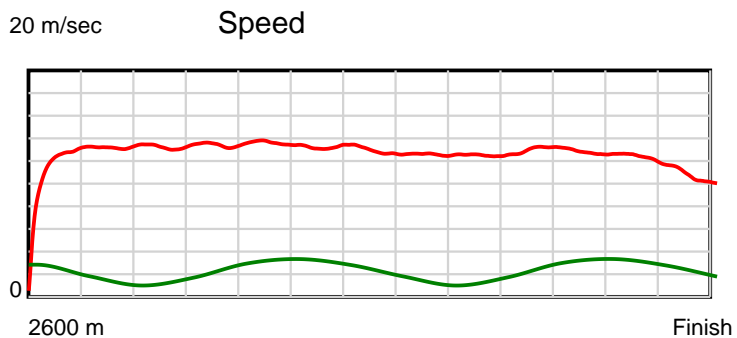
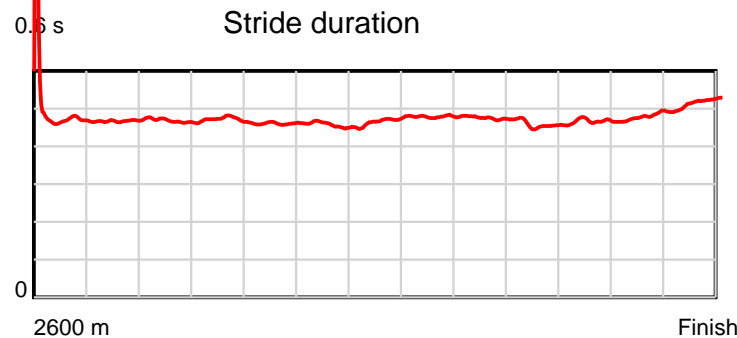
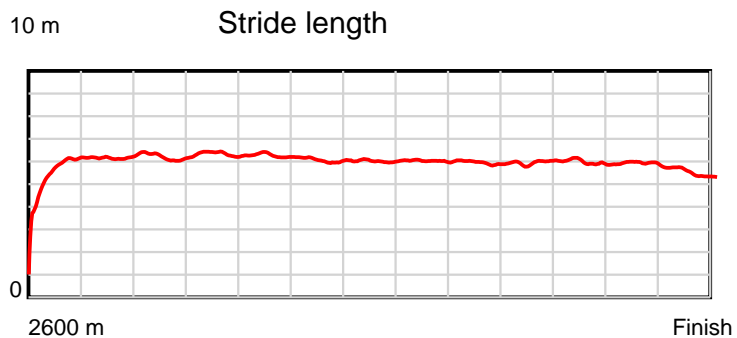
Disclaimer.

HRNZ and NZMTC and Thoroughbred Ratings Pty Ltd accepts no responsibility for the completeness or accuracy of any of the information contained herein, and makes no representations about its suitability for any particular purpose. Users should make their own judgements about those matters and/or seek independent advice. You assume all risks associated with use of the data provided on this page.

Race Results

April 26, 2018, Race 8, IAN WALKER HOME STRETCH TROT, Distance 2600m, Addington - Survey 3200m

Result	TAB no.	Horse (Barrier)	2200m to	2000m to	1800m to	1600m to	1400m to	1200m to	1000m to	800m to	600m to	400m to	200m to	Total or	Margin
10th	5	Alpine Sun (5)	2000m	1800m	1600m	1400m	1200m	1000m	800m	600m	400m	200m	WP	Average	
		Position in running (margin)	4(4.1)	4(2.8)	3(2.8)	2(2.3)	2(0.2)	2(0.7)	2(0.7)	2(0.8)	3(2.8)	8(6.6)	9(14.7)		36.10
		Sectional time (s)	15.41	14.90	15.09	15.34	15.58	16.14	16.31	15.33	16.03	16.65	18.88		
		Cumulative time (s)	175.66	160.25	145.35	130.26	114.92	99.34	83.20	66.89	51.56	35.53	18.88	3:29.43	
		Speed (m/s)	12.98	13.42	13.25	13.04	12.84	12.39	12.26	13.05	12.48	12.01	10.59	12.41	
		Stride length (m)	6.07	6.34	6.10	5.96	5.99	5.93	5.82	5.97	5.83	5.78	5.49	5.90	
		Stride duration (s)	0.468	0.472	0.460	0.457	0.467	0.479	0.475	0.457	0.467	0.482	0.518	0.475	
		Stride efficiency (%)	57.58	62.74	58.24	55.55	56.12	55.00	52.97	55.61	53.08	52.28	47.13	54.38	
		Stride count	32.95	31.56	32.76	33.54	33.37	33.71	34.35	33.53	34.32	34.58	36.42	440.76	



Note: Horizontal distance axis grid lines are 200m furlongs.

Disclaimer.

HRNZ and NZMTC and Thoroughbred Ratings Pty Ltd accepts no responsibility for the completeness or accuracy of any of the information contained herein, and makes no representations about its suitability for any particular purpose. Users should make their own judgements about those matters and/or seek independent advice. You assume all risks associated with use of the data provided on this page.



Race Results



April 26, 2018, Race 8, IAN WALKER HOME STRETCH TROT, Distance 2600m, Addington - Survey 3200m

Result	TAB no.	Horse (Barrier)	2600 to	2400m to
11th	8	Don't Look Bac... (8)	2400m	2200m
		Position in running (margin)	-	11(24.9)
		Sectional time (s)	21.75	16.65
		Cumulative time (s)	209.57	187.82
		Speed (m/s)	9.20	12.01
		Stride length (m)	4.46	5.79
		Stride duration (s)	0.480	0.482
		Stride efficiency (%)	31.07	52.43
		Stride count	44.86	34.53

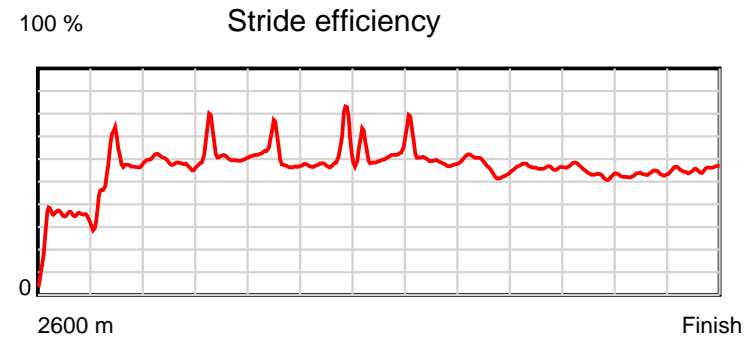
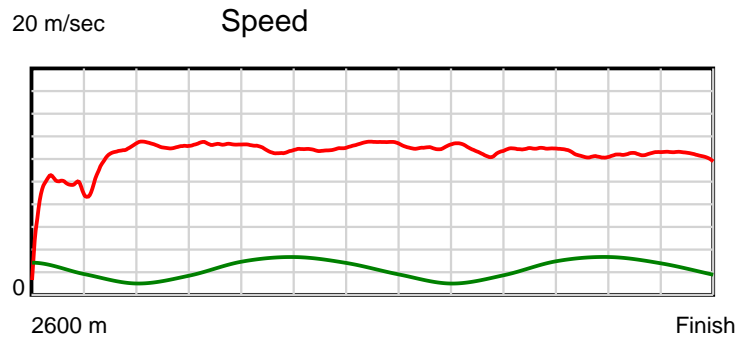
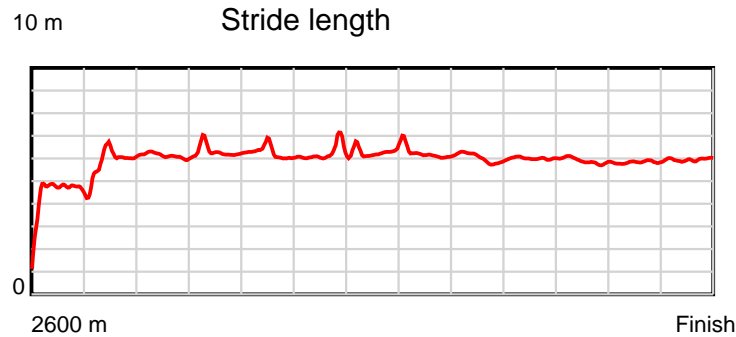
Disclaimer.

HRNZ and NZMTC and Thoroughbred Ratings Pty Ltd accepts no responsibility for the completeness or accuracy of any of the information contained herein, and makes no representations about its suitability for any particular purpose. Users should make their own judgements about those matters and/or seek independent advice. You assume all risks associated with use of the data provided on this page.

Race Results

April 26, 2018, Race 8, IAN WALKER HOME STRETCH TROT, Distance 2600m, Addington - Survey 3200m

Result	TAB no.	Horse (Barrier)	2200m to	2000m to	1800m to	1600m to	1400m to	1200m to	1000m to	800m to	600m to	400m to	200m to	Total or	Margin
11th	8	Don't Look Bac... (8)	2000m	1800m	1600m	1400m	1200m	1000m	800m	600m	400m	200m	WP	Average	
		Position in running (margin)	11(32.7)	11(29.6)	11(30.3)	11(34.3)	11(32.9)	11(29.5)	11(23.7)	11(19.8)	11(22.4)	11(27.6)	11(32.2)		36.90
		Sectional time (s)	15.14	15.03	15.81	15.47	14.94	15.16	15.64	15.43	16.27	16.06	16.22		
		Cumulative time (s)	171.17	156.03	141.00	125.19	109.72	94.78	79.62	63.98	48.55	32.28	16.22	3:29.57	
		Speed (m/s)	13.21	13.31	12.65	12.93	13.39	13.19	12.79	12.96	12.29	12.45	12.33	12.41	
		Stride length (m)	6.14	6.28	6.14	6.19	6.31	6.23	6.05	6.02	5.86	5.82	5.96	5.90	
		Stride duration (s)	0.465	0.472	0.485	0.479	0.471	0.472	0.473	0.465	0.477	0.467	0.483	0.475	
		Stride efficiency (%)	58.89	61.59	58.86	59.87	62.16	60.56	57.21	56.67	53.73	52.86	55.47	54.34	
		Stride count	32.58	31.86	32.59	32.31	31.71	32.13	33.06	33.21	34.11	34.39	33.57	440.91	



Note: Horizontal distance axis grid lines are 200m furlongs.

Disclaimer.

HRNZ and NZMTC and Thoroughbred Ratings Pty Ltd accepts no responsibility for the completeness or accuracy of any of the information contained herein, and makes no representations about its suitability for any particular purpose. Users should make their own judgements about those matters and/or seek independent advice. You assume all risks associated with use of the data provided on this page.